

DOCUMENT RESUME

ED 466 816

HE 035 061

AUTHOR Stowers, Kimberly
TITLE Institutional Characteristics of Maine's Colleges and Universities, 2000.
INSTITUTION Maine State Dept. of Education, Augusta.
PUB DATE 2001-08-00
NOTE 169p.
PUB TYPE Numerical/Quantitative Data (110) -- Reports - Descriptive (141)
EDRS PRICE EDRS Price MF01/PC07 Plus Postage.
DESCRIPTORS Accreditation (Institutions); Curriculum; Higher Education; *Institutional Characteristics; *Private Colleges; *Public Colleges; Student Financial Aid; Tables (Data); Tuition
IDENTIFIERS *Maine

ABSTRACT

This document provides data on the characteristics of each public and private postsecondary institution in the state of Maine. Telephone numbers, Web site addresses, accreditation information, tuition and fees, enrollment and awards data, programs offered, and financial aid information are included for each institution. Part 1 contains data for all public institutions in Maine, and part 2 contains information on the Technical Colleges in Maine. Part 3 presents figures on the private colleges in the state, and part 4 lists colleges by regional and national accreditation and by their 1994 Carnegie Classification. An index of institutions is also provided. Data were gathered from the Integrated Postsecondary Education Data System survey, the National Center for Education Statistics Web site, and the Web sites of individual institutions. This document does not include information on Maine's proprietary institutions. (SLD)

ED 466 816

Maine Department of Education

INSTITUTIONAL CHARACTERISTICS OF MAINE'S COLLEGES AND UNIVERSITIES

2000

PERMISSION TO REPRODUCE AND
DISSEMINATE THIS MATERIAL HAS
BEEN GRANTED BY

E.M. BITHER

TO THE EDUCATIONAL RESOURCES
INFORMATION CENTER (ERIC)

1

U.S. DEPARTMENT OF EDUCATION
Office of Educational Research and Improvement
EDUCATIONAL RESOURCES INFORMATION
CENTER (ERIC)

- This document has been reproduced as received from the person or organization originating it.
- Minor changes have been made to improve reproduction quality.
- Points of view or opinions stated in this document do not necessarily represent official OERI position or policy.



PREPARED BY KIMBERLY STOWERS
MARGRET CHASE SMITH CENTER INTERN
AUGUST, 2001

BEST COPY AVAILABLE

INTRODUCTION

This document provides data on the characteristics of each public and private postsecondary institution in the state of Maine. Important telephone numbers, website addresses, accreditation information, tuition and fees, enrollment and awards data, programs offered and financial aid information are included for each institution. The document is divided into four parts. Part I contains data for all public institutions in Maine, part II provides information on the Technical Colleges in Maine, and part III presents figures on the private colleges within the state. The fourth part of the document lists colleges by national and regional accreditation, and by their 1994 Carnegie Classification. An index of institutions appears on page 161.

The figures reported here were gathered from the Integrated Postsecondary Education Data System (IPEDS) survey, the National Center for Education Statistics website (<http://nces.ed.gov/ipeds>), and the website of individual institutions. The IPEDS surveys, submitted by each of Maine's postsecondary institutions, are compiled annually for the National Center for Education Statistics (NCES.) Of the ten postsecondary education instruments administered through the Maine Department of Education in cooperation with the United States Department of Education, this document contains data from the institutional characteristics survey, the fall enrollment survey, and the completions survey. To date, NCES does not compile educational statistics for private business, and trade and technical schools, hence; *this document does not include enrollment data unique to Maine's proprietary institutions.*


This document was prepared by Kimberly Stowers, the 2001 Margaret Chase Smith Center for Public Policy summer intern in the Department of Education. The Department acknowledges her valuable assistance and this contribution to higher education in Maine.

Harry Osgood
Higher Education Specialist
August, 2001

TABLE OF CONTENTS

- I. PUBLIC INSTITUTIONS
- II. TECHNICAL COLLEGE SYSTEM
- III. PRIVATE INSTITUTIONS
- IV. SCHOOLS LISTED BY REGIONAL AND NATIONAL ACCREDITATION AND CARNEGIE CLASSIFICATION

PART I
INSTITUTIONAL CHARACTERISTICS
2000



PUBLIC INSTITUTIONS

MAINE MARITIME ACADEMY

GENERAL INFORMATION 1999-2000

MAINE MARITIME ACADEMY

C3

Castine, ME 04420

General Information: (207) 326-4311
Financial Aid Office: (207) 326-2339
Admissions Office: (207) 326-2206

Mission Statement:

Maine Maritime Academy is a college specializing in ocean and marine-oriented programs at the undergraduate and graduate levels, with emphasis on engineering, transportation, management, and ocean sciences, as well as preparing officers for the U.S. Merchant Marine and the uniformed services of the United States. The mission of the college is to provide an educational environment which stimulates intellectual curiosity, fosters professional competence, encourages rigorous self-discipline, and develops leadership potential through student involvement in both the curricular and co-curricular educational process. The college provides public service to the state while perpetuation Maine's heritage of the sea.

Type of Institution:	Public, 4-year or above
Title IV Eligible	
Degrees Offered:	Master's, Bachelor's, Associate's
Calendar System:	Semester
Data Used in the Selection of Entering Freshmen:	High school diploma or its equivalent High school class standing Admissions test scores (SAT, ACT) Score on TOEFL for foreign applicants or an equivalent test
1994 Carnegie Classification:	Other Specialized Institutions--Institutions in this category include graduate centers, maritime academies, military institutes, and institutions that do not fit any other classification category.
Regional Accreditation:	New England Association of Schools and Colleges Commission on Institutions of Higher Education
National Institutional and Specialized Accrediting Bodies:	Accreditation Board for Engineering and Technology <i>Engineering</i> --Basic (baccalaureate) and advanced (master's) level programs in engineering <i>Engineering Technology</i> --Associate and baccalaureate degree programs in engineering technology

MAINE MARITIME ACADEMY (cont.)

STUDENT CHARGES FOR ACADEMIC YEAR

	2000	1999	1998
TUITION AND FEES			
In-State	\$5,226	\$5,097	\$4,984
Out-of-State	\$9,148	\$8,905	\$8,639
BOOKS AND SUPPLIES	\$800	\$750	\$750
ON CAMPUS			
Room and Board	\$5,172	\$5,022	\$5,022
Other Expenses	\$800	\$800	\$800
OFF-CAMPUS			
Room and Board	\$5,900	\$5,700	\$5,700
OFF-CAMPUS WITH FAMILY			
Other Expenses	\$3,000	\$3,000	\$3,000

*Coast Guard License Program Fee is an additional \$1200 per year for students in those specific programs

FALL ENROLLMENT

	1999	2000
Total Enrollment:	696	721
Undergraduate Enrollment:	680	710
Percent of Undergraduate by Gender:		
Male	85.6%	83.7%
Female	14.4%	13.9%
Percent of Undergraduate Enrollment by Race/Ethnicity:		
Non-resident alien	1.3%	4.9%
Black non-Hispanic	0.2%	0.4%
American Indian or Alaskan Native	0.9%	1.3%
Asian or Pacific Islander	0.3%	0.8%
Hispanic	0.4%	0.2%
White non-Hispanic	96.9%	92.6%
Student Counts:		
Full-time, First-time Undergraduates	152	123
% Full-time, First-Time Undergraduates	22.4%	22.0%

MAINE MARITIME ACADEMY (cont.)

AWARDS/DEGREES

Conferred between July 1, 1998 and June 30, 1999

Bachelor's Degrees, Total:	123
Largest Majors:	Awards/Degrees Conferred
Engineering	51
Transportation and Material Moving Workers	32
Engineering-Related Technologies	22
Biological Sciences/Life Sciences	14

PROGRAMS OFFERED

<u>PROGRAMS OFFERED</u>	<u>AWARD/DEGREE</u>
<u>Business</u>	
International Business and Logistics	Baccalaureate
<u>Engineering</u>	
Marine Engineering	Baccalaureate
Power Engineering Technology	Baccalaureate
<u>Environmental and natural Resources</u>	
Applied Marine Biology and Oceanography	Baccalaureate
<u>Life Sciences</u>	
Marine Biology	Baccalaureate
<u>Marine Studies</u>	
Applied Marine Biology and Oceanography	Baccalaureate
Marine Engineering	Baccalaureate
Marine Science	Baccalaureate
Small Vessel Operation	Associate/Baccalaureate
Marina Management	Associate/Baccalaureate
<u>Natural and Applied Science</u>	
Marine Science	Baccalaureate

MAINE MARITIME ACADEMY (cont.)

FINANCIAL AID 1999-2000

Financial aid to full-time, first-time undergraduate students

TYPE OF AID	PERCENTAGE OF STUDENTS RECEIVING AID	AVERAGE AMOUNT OF AID STUDENTS RECEIVE
Federal Grants (scholarships/fellowships)	33%	\$2,957
State/Local Grants (scholarships/fellowships)	46%	\$1,584
Institutional Grants (scholarships/fellowships)	68%	\$1,642
Loans to students	68%	\$4,864

Loans included Stafford, Perkins and Institutional

UNIVERSITY OF MAINE

GENERAL INFORMATION 2000-2001

UNIVERSITY OF MAINE AT ORONO
Office of Institutional Studies
Orono, ME 04469

General Information: (207) 581-1110
Financial Aid Office: (207) 581-1324
Admissions Office: (207) 581-1561
Web Site Address: www.umaine.edu

Mission Statement:

The University of Maine (Umaine) is the state's land grant university and sea grant college. Its mission is to be the state's center of learning, discovery and service to the public. Umaine is comprised of 158 buildings on 660 acres overlooking the Stillwater River.

Located in Orono, Maine, Umaine was established as Maine's land grant institution in 1865 under the provisions of the federal Morrill Act of 1862, which provided each state with resources to establish a public state college. Since 1968 it has served as the flagship university within the state's University of Maine System. Within the System, Umaine has the responsibility for providing high quality undergraduate and graduate education programs, public service outreach, and basic and applied research.

The University's goals include: offering high quality programs, services and research; attracting motivated undergraduate and graduate students; exposing students to the latest research through teaching; serving Maine; providing life-long learning opportunities; promoting a diversity of views and life experiences among University community members; and producing graduates with the intellectual preparedness necessary for the personal and societal challenges of today and tomorrow.

Type of Institution:	Public, 4-year or above
Title IV Eligible	
Awards/Degrees Offered:	Bachelor's Degree Master's Degree Post-Master's Certificate Doctor's Degree
Calendar System:	Semester

UNIVERSITY OF MAINE (cont.)

Data Used in the Selection
of Entering Freshmen:

High school diploma or its equivalent
High school class standing
Admissions test scores (SAT)
Evidence of ability to benefit from instruction
Score on TOEFL for foreign applicants of an equivalent test

1994 Carnegie Classification:

Doctoral Universities II--These institutions offer a full range of baccalaureate programs and are committed to graduate education through the doctorate. They award annually at least 10 doctoral degrees (in three or more disciplines), or 20 or more doctoral degrees in one or more disciplines

Regional Accreditation:

New England Association of Schools and Colleges
Commission on Institutions of Higher Education

National Institutional and

Specialized Accrediting Bodies:

Accreditation Board For Engineering and Technology, Inc.
Engineering--Basic (baccalaureate) and advanced (master's) level programs in engineering
Engineering Technology--Associate and baccalaureate degree programs in engineering technology
American Dietetics Association
Dietetics--Coordinated undergraduate & graduate programs
American Psychological Association
Clinical Psychology--Doctoral programs
American Speech-Language-Hearing Association
Speech-Language Pathology--Graduate degree programs
Council on Social Work Education
Social Work--Undergraduate and graduate programs
National Association of Schools of Art and Design
Art and Design--Degree-granting schools and departments and nondegree-granting programs
National Association of Schools of Music
Music--Baccalaureate and graduate degree programs

UNIVERSITY OF MAINE (cont.)

National Institutional and
Specialized Accrediting
Bodies (cont.)

National Council for Accreditation of Teacher Education
Teacher Education--Baccalaureate and graduate
programs for the preparation of teachers and other
professional personnel for elementary and
secondary schools

National League for Nursing Accrediting Commission
Nursing--Baccalaureate and higher degree programs

STUDENT CHARGES FOR ACADEMIC YEAR

	2000	1999	1998
TUITION AND FEES			
In-State	N/A	\$4,656	\$4,551
Out-of-State	N/A	\$11,946	\$11,631
BOOKS AND SUPPLIES	N/A	\$700	\$700
ON CAMPUS			
Room and Board	N/A	\$5,186	\$5,084
Other Expenses	N/A	\$1,600	\$1,600
OFF-CAMPUS			
Room and Board	N/A	\$5,256	\$5,152
Other Expenses	N/A	\$1,600	\$1,600
OFF-CAMPUS WITH FAMILY			
Other Expenses	N/A	\$2,200	\$2,200

UNIVERSITY OF MAINE (cont.)

FALL ENROLLMENT

	1999	2000
Total Enrollment:	9,945	10,282
Undergraduate Enrollment:	7,882	8,214
Percent of Undergraduate by Gender:		
Male	49.5%	44.3%
Female	50.5%	55.7%
Percent of Undergraduate Enrollment by Race/Ethnicity:		
Non-resident alien	2.4%	2.6%
Black non-Hispanic	0.8%	0.7%
American Indian or Alaskan Native	1.9%	1.5%
Asian or Pacific Islander	0.9%	0.7%
Hispanic	0.8%	0.5%
White non-Hispanic	93.3%	93.7%
Race/Ethnicity Unknown	0.0%	0.4%
Student Counts:		
Full-time, First-time Undergraduates	1,544	1,615
% Full-time, First-Time Undergraduates	19.6%	24%

AWARDS/DEGREES

Conferred between July 1, 1999 and June 30, 2000

Bachelor's Degrees, Total:	1248
Largest Majors:	Awards/Degrees Conferred
Education	192
Business Management & Admin. Services	132
Social Sciences and History	127
Engineering	100
Health Professions and Related Sciences	91

UNIVERSITY OF MAINE (cont.)

PROGRAMS OFFERED

<u>PROGRAMS OFFERED</u>	<u>AWARD/DEGREE</u>
<u>Agricultural Science</u>	
Agriculture (Sustainable)	Baccalaureate
Agribusiness and Resource Management	Master's/Baccalaureate
Bio-resource Engineering	Master's/Baccalaureate
Bio-resource Engineering Tech/Bioscience Tech	Baccalaureate
Aquaculture	Baccalaureate
Landscape Horticulture	Baccalaureate
<u>Animal Science</u>	
Animal and Veterinary Science	Master's/Baccalaureate
<u>Behavioral and Social Sciences</u>	
Anthropology	Baccalaureate
Economics	Master's/Baccalaureate
History	Master's/Baccalaureate/Ph.D
International Affairs	Baccalaureate
Political Science	Baccalaureate
Psychology	Master's/Baccalaureate/Ph.D
Social Work/Child and Family Services	Master's/Baccalaureate/Certificate
Sociology	Baccalaureate
<u>Business</u>	
Business Administration	Master's/Baccalaureate
Computer Science/Computer Information Systems	Master's/Baccalaureate
Economics/Computer Information Systems/Financial	Master's/Baccalaureate
Recreation Management	Baccalaureate
<u>Creative Arts</u>	
Art	Baccalaureate
Art History	Baccalaureate
Journalism and Mass Communication	Baccalaureate
Music	Baccalaureate
Theater Arts/Drama	Master's/Baccalaureate
<u>Education</u>	
Art Education	Master's/Ph.D
Child Development/Family Relation	Baccalaureate
Counselor Education	Baccalaureate
Education	Master's
Elementary Education	Master's/Baccalaureate/Ph.D
Music Education	Master's/Baccalaureate
	Baccalaureate

UNIVERSITY OF MAINE (cont.)

<u>PROGRAMS OFFERED</u>	<u>AWARD/DEGREE</u>
Physical Education	Baccalaureate
Secondary Education	Master's/Baccalaureate
Special Education/Exceptionality	Master's
<u>Electrical and Electronics</u>	
Electrical Engr. Technology	Associate/Baccalaureate
Engineering	Master's
Chemical Engineering	Master's/Baccalaureate/Ph.D
Civil Engineering/Technology	Master's/Baccalaureate/Ph.D
Construction Management Technology	Master's/Baccalaureate
Computer Engineering	Baccalaureate
Electrical Engineering/Technology	Master's/Baccalaureate
Engineering Physics	Baccalaureate
Forest Engineering	Baccalaureate
Mechanical Engineering	Master's/Baccalaureate
Mechanical Engineering Technology	Baccalaureate
Pulp and Paper Technology	Baccalaureate
Surveying Engineering (Spatial)	Master's/Baccalaureate/Ph.D
<u>Environmental and Natural Resources</u>	
Applied Marine Biology and Oceanography	Master's/Ph.D
Aquaculture	Baccalaureate
Environmental Science Management and Policy	Baccalaureate
Forest Engineering/Ecosystem Science	Baccalaureate
Forestry/Technology	Master's/Baccalaureate/Ph.D
Landscape Horticulture	Baccalaureate
Natural Resources/Land Use Planning	Baccalaureate
Plant and Soil Sciences (Agri. Sci.)	Master's/Ph.D
Recreation and Parks Management	Baccalaureate
Wildlife Management/Ecology	Master's/Baccalaureate/Ph.D
Wood Science and Technology	Baccalaureate
<u>Food and Nutrition</u>	Master's/Baccalaureate/Ph.D
<u>Health Fields</u>	
Communication Science and Disorders	Master's/Baccalaureate
Health and Family Life Education	Baccalaureate
Medical	Baccalaureate
Nursing	Master's/Baccalaureate

UNIVERSITY OF MAINE (cont.)

<u>PROGRAMS OFFERED</u>	<u>AWARD/DEGREE</u>
<u>Humanities</u>	
Art	Baccalaureate
Art History	Baccalaureate
Classics/Classical Studies	Certificate
English	Master's/Baccalaureate
French	Master's/Baccalaureate
German	Baccalaureate
Latin	Baccalaureate
Music	Master's/Baccalaureate
Philosophy	Baccalaureate
Romance Languages	Baccalaureate
Spanish	Baccalaureate
Speech Communication	Master's
Theater Arts	Master's/Baccalaureate
<u>Law and Public Safety</u>	
Public Administration (Management)	Master's/Baccalaureate
<u>Leisure Industry</u>	
Parks and Recreation Management/Tourism	Baccalaureate
<u>Life Sciences</u>	
Biochemistry	Master's/Baccalaureate/Ph.D
Biology	Baccalaureate/Ph.D
Botany	Master's/Baccalaureate
Entomology	Master's
Microbiology	Master's/Baccalaureate/Ph.D
Molecular and Cellular Biology	Baccalaureate
Zoology	Master's/Baccalaureate/Ph.D
<u>Marine Studies</u>	
Applied Marine Biology and Oceanography	Master's/Ph.D
Marine Science	Master's/Baccalaureate/Ph.D
<u>Natural and Applied Science</u>	
Astronomy/Physics	Baccalaureate
Chemistry	Master's/Baccalaureate/Ph.D
Geology	Master's/Baccalaureate/Ph.D
Mathematics	Master's/Baccalaureate
Physics	Master's/Baccalaureate/Ph.D
Physics/Astronomy	Baccalaureate
<u>Interdisciplinary Studies</u>	
Canadian Studies	Baccalaureate
Double Majors	Interdisc. Studies in Conjunction w/ Major Baccalaureate

UNIVERSITY OF MAINE (cont.)

<u>PROGRAMS OFFERED</u>	<u>AWARD/DEGREE</u>
Honors Program	Baccalaureate
Human Development	Master's
Liberal Studies	Master's
Maine Studies	Certificate
Peace Studies	Interdisc. Studies in Conjunction w/ Major
Science (Pre-Medical, Pre-Dental, Pre-Vet.)	Baccalaureate
Self-Design/Designed Major	Baccalaureate
Special Studies	Baccalaureate
University Studies	Baccalaureate

FINANCIAL AID 1998-1999

<u>TYPE OF AID</u>	<u>PERCENTAGE OF STUDENTS RECEIVING AID</u>	<u>AVERAGE AMOUNT OF AID STUDENTS RECEIVE</u>
Federal Grants (scholarships/fellowships)	52%	\$2,154
State/Local Grants (scholarships/fellowships)	35%	\$1,109
Institutional Grants (scholarships/fellowships)	79%	\$3,440
Loans to students	68%	\$2,901

UNIVERSITY OF MAINE AT AUGUSTA

GENERAL INFORMATION 2000-2001

UNIVERSITY OF MAINE AT AUGUSTA
46 University Drive
Augusta, ME 04330-9410

General Information: (207) 621-3000
Financial Aid Office: (207) 621-3455
Admissions Office: (207) 621-3116
Web Site Address: www.uma.maine.edu

Mission Statement:

The University of Maine at Augusta, one of seven institutions governed by the Trustees of the University of Maine System, is a single institution, geographically dispersed, committed to teaching and learning, which provides access to educational programs and workforce training, both through traditional and interactive electronic instruction, at multiple campuses, centers, and distance learning sites throughout the state, in selected baccalaureate and associate degree programs offered individually and cooperatively with other public and private institutions of higher learning.

Type of Institution:	Public, 4-year or above
Title IV Eligible	
Awards/Degrees Offered:	Postsecondary award/certificate of less than academic year Postsecondary award/certificate of at least one but less than two years Associate's Degree Bachelor's Degree Postbaccalaureate Certificate Semester
Calendar System:	
Data Used in the Selection of Entering Freshmen:	High school diploma or its equivalent High school class standing Admissions test scores (SAT) Score on TOEFL for foreign applicants or an equivalent test Evidence of ability to benefit from instruction Open Admission

UNIVERSITY OF MAINE AT AUGUSTA (cont.)

1994 Carnegie Classification

Baccalaureate Colleges II--These institutions are primarily undergraduate colleges with major emphasis on baccalaureate degree programs. They award less than 40 percent of their baccalaureate degrees in liberal arts fields or are less restrictive in admission.

Regional Accreditation:

New England Association of Schools and Colleges Commission on Institutions of Higher Education

National Institutional and Specialized Accrediting Bodies:

American Dental Association
Dental Hygiene
 American Medical Association
 American Health Information Management Association
 National Accrediting Agency for Clinical Laboratory Sciences
Clinical Laboratory Technician/Medical Laboratory Technician--Associate's degree
 National League for Nursing Accrediting Commission
Nursing--Associate degree programs

STUDENT CHARGES FOR ACADEMIC YEAR

	2000	1999	1998
TUITION AND FEES			
In-State	\$3,525	\$3,435	\$3,375
Out-of-State	\$8,085	\$7,905	\$7,755
BOOKS AND SUPPLIES	\$800	\$720	\$884
ON CAMPUS			
Room and Board	N/A	N/A	N/A
Other Expenses	N/A	N/A	N/A
OFF-CAMPUS			
Room and Board	\$4,926	\$4,926	\$4,957
Other Expenses	\$2,800	\$2,800	\$1,784
OFF-CAMPUS WITH FAMILY			
Other Expenses	\$2,800	\$1,784	\$1,700

UNIVERSITY OF MAINE AT AUGUSTA (cont.)

FALL ENROLLMENT

	1999	2000
Total Enrollment:	5,611	5,617
Undergraduate Enrollment:	5,611	5,617
Percent of Undergraduate by Gender:		
Male	26.0%	25.2%
Female	74.0%	74.5%
Percent of Undergraduate Enrollment by Race/Ethnicity:		
Non-resident alien	0.1%	0.1%
Black non-Hispanic	0.5%	0.4%
American Indian or Alaskan Native	3.0%	3.1%
Asian or Pacific Islander	0.4%	0.4%
Hispanic	0.5%	0.4%
White non-Hispanic	95.5%	95.4%
Student Counts:		
Full-time, First-time Undergraduates	366	316
% Full-time, First-Time Undergraduates	6.5%	7.0%

AWARDS/DEGREES

Conferred between July 1, 1999 and June 30, 2000

Bachelor's Degrees, Total:	143
Largest Majors:	Awards/Degrees Conferred
Health Professions and Related Sciences	51
Business Management & Admin. Services	48
Social Sciences and History	21
Public Administration and Services	8

UNIVERSITY OF MAINE AT AUGUSTA (cont.)

PROGRAMS OFFERED

<u>PROGRAMS OFFERED</u>	<u>AWARD/DEGREE</u>
<u>Agricultural Science</u>	
Landscape Horticulture	Associate
<u>Animal Science</u>	
Animal Medical Technology	Associate
<u>Behavioral and Social Sciences</u>	
Mental Health and Human Services	Associate/Baccalaureate/Certificate
Social Science	Baccalaureate
Social Sciences/Human Services	Associate/Baccalaureate/Certificate
Substance Abuse Studies/Rehabilitation	Certificate
<u>Business</u>	
Accounting	Associate/Baccalaureate
Business Administration	Associate/Baccalaureate
Business Management	Associate
Computer Science/Computer Information Systems	Associate/Baccalaureate/Certificate
Finance Management/Financial Services	Associate
Managerial Accounting	Certificate
Management	Associate/Baccalaureate
Micro Computer Business Systems	Certificate
Personnel Management	Certificate
Real Estate	Certificate
Small Business Management	Associate/Baccalaureate
Supervisory Management	Certificate
<u>Creative Arts</u>	
Architectural Studies	Associate
Art	Associate/Baccalaureate
Fine Arts	Baccalaureate
Graphic Arts/Printing Technology	Associate
Music (Jazz and Contemporary/Performance)	Associate/Baccalaureate
Photography	Associate
<u>Environmental and Natural Resources</u>	
Landscape Horticulture	Associate
<u>Graphic Communications</u>	
Graphic Arts	Associate
Photography	Associate

UNIVERSITY OF MAINE AT AUGUSTA (cont.)

<u>PROGRAMS OFFERED</u>	<u>AWARD/DEGREE</u>
<u>Health Fields</u>	
AD/RN Registered Nurse	Associate
Dental Assistant	Certificate
Dental Hygiene	Associate/Baccalaureate
Gerontology	Certificate
Health Information Technology	Associate
Medical Lab. Technology/Clinical Lab. Technology	Associate
Nursing	Associate
<u>Humanities</u>	
Art	Associate/Baccalaureate
English	Baccalaureate
Fine Arts	Baccalaureate
<u>Law and public Safety</u>	
Criminal Justice/Criminology	Associate/Baccalaureate
Law Enforcement Technology/Legal Technology	Associate
Paralegal	Associate
Public Administration (Management)	Baccalaureate
<u>Library</u>	
Library and Information Technology	Associate/Baccalaureate
<u>Life Sciences</u>	
Biology	Baccalaureate
<u>Natural and Applied Science</u>	
Mathematics/Science	Baccalaureate
<u>Interdisciplinary Studies</u>	
General Studies	Associate
Honors Program	Associate/Baccalaureate
Human Services	Associate
Liberal Arts	Associate
Liberal Studies	Associate

UNIVERSITY OF MAINE AT AUGUSTA (cont.)

FINANCIAL AID 1999-2000

TYPE OF AID	PERCENTAGE OF STUDENTS RECEIVING AID	AVERAGE AMOUNT OF AID STUDENTS RECEIVE
Federal Grants (scholarships/fellowships)	60%	\$2,299
State/Local Grants (scholarships/fellowships)	41%	\$923
Institutional Grants (scholarships/fellowships)	8%	\$2,478
Loans to students	62%	\$2,842

UNIVERSITY OF MAINE AT FARMINGTON

GENERAL INFORMATION 2000-2001

UNIVERSITY OF MAINE AT FARMINGTON

86 Main Street
Farmington, ME 04938

General Information: (207) 778-7000
Financial Aid Office: (207) 778-7100
Admissions Office: (207) 778-7050
Web Site Address: www.umf.maine.edu

Mission Statement:

The University of Maine at Farmington is a public baccalaureate institution committed to quality programs in arts and sciences, teacher education and human services. Its primary mission is to offer its students opportunities for intellectual and personal growth in a challenging academic environment. In order to accomplish this mission, the University of Maine at Farmington remains an undergraduate institution, limits enrollment by means of selective admissions, and provides a supportive atmosphere which fosters close student-faculty interaction.

Founded as a normal school in 1863, the University of Maine at Farmington is Maine's first public institution for higher education and continues its long tradition of integrating liberal arts and professional studies. The University of Maine at Farmington prepares its graduates to excel in their chosen fields and to become responsible citizens in the global community. Its aim is to educate people for life by encouraging intellectual curiosity, critical thinking, aesthetic appreciation, respect for cultural differences, and a concern for the environment.

The University of Maine at Farmington gives first priority to excellence in teaching but also encourages and supports research, other creative and scholarly activity, and public service by its faculty. Finally, the University takes pride in being an intellectual and cultural center for the members of the campus community, the region, and the state, which it serves in cooperation with the other campuses of the University of Maine System.

Type of Institution:	Public, 4-year or above
Title IV Eligible	
Awards/Degrees Offered:	Bachelor's Degree
Calendar System:	Semester
Data Used in the Selection of Entering Freshmen:	High school diploma or its equivalent High school class standing Admissions test scores (SAT, ACT) Evidence of ability to benefit from instruction

UNIVERSITY OF MAINE AT FARMINGTON (cont.)

1994 Carnegie Classification	Baccalaureate Colleges II--These institutions are primarily undergraduate colleges with major emphasis on baccalaureate degree programs. They award less than 40 percent of their baccalaureate degrees in liberal arts fields or are less restrictive in admission.
Regional Accreditation:	New England Association of Schools and Colleges Commission on Institutions of Higher Education
National Institutional and Specialized Accrediting Bodies:	National Council for Accreditation of Teacher Education <i>Teacher Education</i> --Baccalaureate and graduate programs for the preparation of teachers and other professional personnel for elementary and secondary schools

STUDENT CHARGES FOR ACADEMIC YEAR

	2000	1999	1998
TUITION AND FEES			
In-State	\$3,540	\$3,776	\$3,686
Out-of-State	\$8,640	\$8,666	\$8,456
BOOKS AND SUPPLIES	\$504	\$504	\$504
ON CAMPUS			
Room and Board	\$4,614	\$4,500	\$4,410
Other Expenses	\$2,052	\$2,004	\$1,980
OFF-CAMPUS			
Room and Board	\$4,614	\$4,500	\$4,410
Other Expenses	\$2,052	\$2,004	\$1,980
OFF-CAMPUS WITH FAMILY			
Other Expenses	\$2,052	\$1,980	\$1,980

UNIVERSITY OF MAINE AT FARMINGTON (cont.)

FALL ENROLLMENT

	1999	2000
Total Enrollment:	2,411	2143
Undergraduate Enrollment:	2,411	2143
Percent of Undergraduate by Gender:		
Male	32.0%	32%
Female	68.0%	68%
Percent of Undergraduate Enrollment by Race/Ethnicity:		
Non-resident alien	1.9%	1.4%
Black non-Hispanic	0.3%	0.2%
American Indian or Alaskan Native	1.1%	0.9%
Asian or Pacific Islander	0.7%	0.5%
Hispanic	0.2%	0.5%
White non-Hispanic	96.0%	96.6%
Student Counts:		
Full-time, First-time Undergraduates	470	455
% Full-time, First-Time Undergraduates	19.5%	19%

AWARDS/DEGREES

Conferred between July 1, 1999 and June 30, 2000

Bachelor's Degrees, Total:	367
Largest Majors:	Awards/Degrees Conferred
Education	179
Multi/Interdisciplinary Studies	55
Health Professions and Related Sciences	32
Psychology	28
English Language and Literature/Letters	22

UNIVERSITY OF MAINE AT FARMINGTON (cont.)

PROGRAMS OFFERED

<u>PROGRAMS OFFERED</u>	<u>AWARD/DEGREE</u>
<u>Behavioral and Social Sciences</u>	
Anthropology/Sociology	Baccalaureate
History	Baccalaureate
International Affairs	Baccalaureate
Political Science	Baccalaureate
Psychology	Baccalaureate
Sociology/Anthropology	Baccalaureate
<u>Business</u>	
Business/Economics	Baccalaureate
Computer Programming/Applications Networking	Baccalaureate
Computer Science/Computer Information Systems	Baccalaureate
<u>Creative Arts</u>	
Art	Baccalaureate
Fine Arts	Baccalaureate
Theater Arts/Drama	Baccalaureate
<u>Education</u>	
Early Childhood Education	Baccalaureate
Education	Baccalaureate
Elementary Education	Baccalaureate
Junior High/Middle Level Education	Baccalaureate
Kindergarten/Primary Education	Baccalaureate
Secondary Education	Baccalaureate
Special Education/Exceptionality	Baccalaureate
Special Educ. Early Childhood/Emotional Disturbance	Baccalaureate
Teaching the Mentally Retarded/Learning Disabilities	Baccalaureate
<u>Environmental and Natural Resources</u>	
Environmental Science Management and Policy	Baccalaureate
Environmental Studies (Environmental Biology)	Baccalaureate
<u>Health Fields</u>	
Community Health Education/Allied Health	Baccalaureate
Mentally Retarded Teaching	Baccalaureate
Rehabilitation Services	Baccalaureate
<u>Humanities</u>	
Art	Baccalaureate
Creative Writing	Baccalaureate
English	Baccalaureate

UNIVERSITY OF MAINE AT FARMINGTON (cont.)

<u>PROGRAMS OFFERED</u>	<u>AWARD/DEGREE</u>
Philosophy/Religion	Baccalaureate
Theater Arts	Baccalaureate
<u>Leisure Industry</u>	
Recreation/Ski Industries	Certificate
<u>Life Sciences</u>	
Biology	Baccalaureate
<u>Natural and Applied Science</u>	
Computer Science/Mathematics	Baccalaureate
Geography	Baccalaureate
Geology/Chemistry	Baccalaureate
Mathematics	Baccalaureate
Mathematics/Computer Science	Baccalaureate
<u>Interdisciplinary Studies</u>	Baccalaureate
Double Majors	Baccalaureate
Environmental Policy	Baccalaureate
Fine Arts	Baccalaureate
General Studies	Baccalaureate
Honors Program	Baccalaureate
Human Services	Baccalaureate
International Studies	Baccalaureate
Liberal Arts	Baccalaureate
Science (Pre-Medical, Pre-Dental, Pre-Vet.)	Baccalaureate
Self-Design/Designed Major	Baccalaureate

FINANCIAL AID 1999-2000

<u>TYPE OF AID</u>	<u>PERCENTAGE OF STUDENTS RECEIVING AID</u>	<u>AVERAGE AMOUNT OF AID STUDENTS RECEIVE</u>
Federal Grants (scholarships/fellowships)	36%	\$2,818
State/Local Grants (scholarships/fellowships)	64%	\$1,826
Institutional Grants (scholarships/fellowships)	39%	\$2,143
Loans to students	74%	\$3,066

UNIVERSITY OF MAINE AT FORT KENT

GENERAL INFORMATION 2000-2001

UNIVERSITY OF MAINE AT FORT KENT

25 Pleasant Street
Fort Kent, ME 04743

General Information: (207) 834-7500
Financial Aid Office: (207) 834-7607
Admissions Office: (207) 834-7601
Web Site Address: www.umfk.maine.edu

Purpose:

The University of Maine at Fort Kent, an integral and cooperating member of the seven campus University of Maine System, was founded as the Madawaska Training School in 1878. Its purpose was to prepare bilingual teachers to serve the French-speaking people of Northern Aroostook County. UMFK has evolved into a modern, liberal arts based university offering baccalaureate and associate degree programs to students from the region as well as from other parts of Maine, New England, and throughout the United States. A substantial number of the University's diverse student population comes from other countries, especially Canada.

The University remains true to its legacy of emphasis on teacher preparation. Its mission is further influenced by its historical-cultural setting in the St. John River Valley, an international border where the Acadian, Franco-American, and French-Canadian cultures merge, as well as by its surrounding natural environment, a vast wilderness area of abundant forests, lakes, and rivers.

The academic program, grounded firmly in the liberal arts and sciences, emphasizes excellence in teaching and individual attention to students, and prepares students for lifelong learning, for graduate and professional school, and for present and future occupations, especially in the areas of teaching, nursing, environmental studies, forestry, business, and human services.

Through collaborative arrangements with other campuses, including the University of Maine System's Tri-Campus Consortium, the University of Maine at Fort Kent is creating new models for distance baccalaureate programs.

The University of Maine at Fort Kent preserves and fosters an appreciation of the Acadian and Franco-American heritage by providing a home for the Acadian Archives/Archives acadiennes, emphasizing the French language and bilingual/multicultural concerns, and cooperating with nearby Canadian universities, thereby allowing students to experience French language immersion.

The University has a strong commitment to public service. Through applied research and a variety of information resources and delivery systems, the University of Maine at Fort Kent serves the professional and technical needs of public schools and teachers, businesses, government and health agencies, and industries of Northern Maine. As the principal cultural resource of its region, the University provides art, music, and theater to the public, often in cooperation with Canadian institutions and other University of Maine System campuses.

Type of Institution: Public, 4-year or above
Title IV Eligible
Awards/Degrees Offered: Associate's Degree
Bachelor's Degree
Calendar System: Semester

UNIVERSITY OF MAINE AT FORT KENT (cont.)

Data Used in the Selection of Entering Freshmen:	High school diploma or its equivalent High school class standing Admissions test scores (SAT) Evidence of ability to benefit from instruction Score on TOEFL for foreign applicants of an equivalent test
1994 Carnegie Classification	Baccalaureate Colleges II--These institutions are primarily undergraduate colleges with major emphasis on baccalaureate degree programs. They award less than 40 percent of their baccalaureate degrees in liberal arts fields or are less restrictive in admission.
Regional Accreditation:	New England Association of Schools and Colleges Commission on Institutions of Higher Education
National Institutional and Specialized Accrediting Bodies:	National League for Nursing Accrediting Commission <i>Nursing--Baccalaureate and higher degree</i>

STUDENT CHARGES FOR ACADEMIC YEAR

	2000	1999	1998
TUITION AND FEES			
In-State	\$3,434	\$3,344	\$3,284
Out-of-State	\$7,994	\$7,814	\$7,664
BOOKS AND SUPPLIES	\$650	\$650	\$650
ON CAMPUS			
Room and Board	\$4,100	\$4,000	\$3,910
Other Expenses	\$1,800	\$1,800	\$1,800
OFF-CAMPUS			
Room and Board	\$3,000	\$3,000	\$3,000
Other Expenses	\$2,000	\$2,000	\$2,000
OFF-CAMPUS WITH FAMILY			
Other Expenses	\$2,000	\$2,000	\$2,000

UNIVERSITY OF MAINE AT FORT KENT (cont.)

FALL ENROLLMENT

	1999	2000
Total Enrollment:	926	886
Undergraduate Enrollment:	926	886
Percent of Undergraduate by Gender:		
Male	35.6%	36.8%
Female	64.4%	62.5%
Percent of Undergraduate Enrollment by Race/Ethnicity:		
Non-resident alien	26.2%	13.8%
Black non-Hispanic	0.5%	0.4%
American Indian or Alaskan Native	0.9%	0.5%
Asian or Pacific Islander	0.2%	0.1%
Hispanic	0.0%	0.0%
White non-Hispanic	72.1%	84.5%
Student Counts:		
Full-time, First-time Undergraduates	109	83
% Full-time, First-Time Undergraduates	11.8%	18%

AWARDS/DEGREES

Conferred between July 1, 1999 and June 30, 2000

Bachelor's Degrees, Total:	156
Largest Majors:	
Education 106	Awards/Degrees Conferred 106
Social Sciences and History 15	15
Business Management & Admin. Services 8	8
Health Professions and Related Sciences 8	8
Biological Sciences/Life Sciences 7	7

PROGRAMS OFFERED

<u>PROGRAMS OFFERED</u>	<u>AWARD/DEGREE</u>
<u>Behavioral and Social Sciences</u>	
Behavioral Sciences	Baccalaureate
Social Science	Baccalaureate
Social Science/Human Services	Associate
<u>Business</u>	
Business Administration	Baccalaureate
Business Management	Associate/Baccalaureate
Computer Programming/Applications Networking	Baccalaureate
Computer Science/Computer Information Systems	Associate

UNIVERSITY OF MAINE AT FORT KENT (cont.)

<u>PROGRAMS OFFERED</u>	<u>AWARD/DEGREE</u>
Economics/Mathematics/Business	Baccalaureate
Management	Baccalaureate
<u>Education</u>	
Education	Baccalaureate
Elementary Education	Baccalaureate
<u>Environmental and Natural Resources</u>	
Environmental Studies (Environmental Biology)	Baccalaureate
Forestry/Technology	Associate
<u>Health Fields</u>	
Nursing	Baccalaureate
<u>Humanities</u>	
English	Baccalaureate
French	Baccalaureate
<u>Law and Public Safety</u>	
Criminal Justice/Criminology	Associate
<u>Life Sciences</u>	
Biology	Baccalaureate
<u>Natural and Applied Science</u>	
Computer Science/Technology	Associate
<u>Interdisciplinary Studies</u>	
General Studies	Associate
Honors Program	Baccalaureate
Human Services	Associate
Multidisciplinary Major	Baccalaureate
Self-Design/Designed Major	Baccalaureate
University Studies	Baccalaureate
Women's Studies	Baccalaureate

FINANCIAL AID 1999-2000

<u>TYPE OF AID</u>	<u>PERCENTAGE OF STUDENTS RECEIVING AID</u>	<u>AVERAGE AMOUNT OF AID STUDENTS RECEIVE</u>
Federal Grants (scholarships/fellowships)	53%	\$2,707
State/Local Grants (scholarships/fellowships)	41%	\$933
Institutional Grants (scholarships/fellowships)	66%	\$937
Loans to students	63%	\$3,013

UNIVERSITY OF MAINE AT MACHIAS

GENERAL INFORMATION 2000-2001

UNIVERSITY OF MAINE AT MACHIAS
8 O'Brien Avenue
Machias, ME 04654

General Information: (207) 255-1200
Financial Aid Office: (207) 255-1203
Admissions Office: (207) 255-1318
Web Site Address: www.umm.maine.edu

Mission Statement:

The University of Maine at Machias, the easternmost university in the U.S., is uniquely situated on the coast of Maine; a public baccalaureate institution, it has provided quality education for students in the region and beyond since 1909.

Excellent academic programs in the liberal arts, natural and behavioral sciences, teacher education, business, and recreation management prepare graduates to succeed in their chosen fields, dedicate themselves to lifelong learning, and to become responsible citizens. The baccalaureate and associate degree programs are enhanced by a personal approach to education and are designed to incorporate the distinctive human and natural resources of Downeast Maine.

The University of Maine at Machias is committed to public service. It plays a significant role in the region as the cultural center and is a forum for the critical exchange of ideas. Faculty, staff, and students are resources for communities and agencies through partnerships and applied research projects serving regional business, industry, human services, and local schools.

The University of Maine at Machias complements and collaborates with each of the other six campuses in the University of Maine System to fulfill the needs of public higher education in the state of Maine. Through the Tri-campus Consortium for Distance Education, the universities are creating a new model for distance baccalaureate programs within the state.

The University community participates in a dynamic planning process that improves academic programs and services, values and supports diversity, and meets the challenges of an ever-changing environment.

Type of Institution: Public, 4-year or above
Title IV Eligible
Awards/Degrees Offered: Associate's Degree
Bachelor's Degree
Calendar System: Semester

UNIVERSITY OF MAINE AT MACHIAS (cont.)

Data Used in the Selection of Entering Freshmen:	High school diploma or its equivalent High school class standing Admissions test scores (SAT, ACT) Evidence of ability to benefit from instruction Score on TOEFL for foreign applicants of an equivalent test
1994 Carnegie Classification	Baccalaureate Colleges II—These institutions are primarily undergraduate colleges with major emphasis on baccalaureate degree programs. They award less than 40 percent of their baccalaureate degrees in liberal arts fields or are less restrictive in admission.
Regional Accreditation:	New England Association of Schools and Colleges Commission on Institutions of Higher Education
National Institutional and Specialized Accrediting Bodies:	None

STUDENT CHARGES FOR ACADEMIC YEAR

	2000	1999	1998
TUITION AND FEES			
In-State	\$3,575	\$3,445	\$3,345
Out-of-State	\$8,285	\$7,975	\$7,725
BOOKS AND SUPPLIES	\$650	\$650	\$650
ON CAMPUS			
Room and Board	\$4,490	\$4,330	\$4,185
Other Expenses	\$2,500	\$2,500	\$2,500
OFF-CAMPUS			
Room and Board	\$5,090	\$5,090	\$5,090
Other Expenses	\$2,500	\$2,500	\$2,500
OFF-CAMPUS WITH FAMILY			
Other Expenses	\$2,500	\$2,500	\$2,500

UNIVERSITY OF MAINE AT MACHIAS (cont.)

FALL ENROLLMENT

	1999	2000
Total Enrollment:	908	900
Undergraduate Enrollment:	908	900
Percent of Undergraduate by Gender:		
Male	34.3%	32.9%
Female	65.7%	67.1%
Percent of Undergraduate Enrollment by Race/Ethnicity:		
Non-resident alien	3.0%	3.4%
Black non-Hispanic	0.6%	0.5%
American Indian or Alaskan Native	4.0%	2.9%
Asian or Pacific Islander	0.2%	0.4%
Hispanic	0.4%	0.3%
White non-Hispanic	91.9%	92.0%
Student Counts:		
Full-time, First-time Undergraduates	122	128
% Full-time, First-Time Undergraduates	13.4%	14.0%

AWARDS/DEGREES

Conferred between July 1, 1999 and June 30, 2000

Bachelor's Degrees, Total:	83
Largest Majors:	Awards/Degrees Conferred
Conservation and Renewable Natural Resources	17
Business Management & Admin. Services	15
Parks, Recreation, Leisure and Fitness	11
Biological Sciences/Life Sciences	11
Education	11

UNIVERSITY OF MAINE AT MACHIAS (cont.)

PROGRAMS OFFERED

<u>PROGRAMS OFFERED</u>	<u>AWARD/DEGREE</u>
<u>Behavioral and Social Sciences</u>	
Behavioral Science	Baccalaureate
History	Baccalaureate
Psychology	Baccalaureate
Social Science/Human Services	Baccalaureate
<u>Business</u>	
Accounting	Associate/Baccalaureate
Business Administration	Baccalaureate
Business Teacher Education	Baccalaureate
Business Management	Baccalaureate
Hotel, Motel & Rest. Mgt./Hotel, Rest. & Tourism Management	Baccalaureate
Marketing	Baccalaureate
Real Estate	Associate
Recreation Management	Associate/Baccalaureate
Small Business Management	Associate
<u>Creative Arts</u>	
Art	Baccalaureate
Fine Arts	Baccalaureate
Music	Baccalaureate
Theater Arts/Drama	Baccalaureate
<u>Education</u>	
Accounting	Baccalaureate
Business Education/Teacher Education	Baccalaureate
Early Childhood Education	Baccalaureate
Elementary Education	Baccalaureate
Junior High/Middle Level Education	Baccalaureate
Kindergarten/Primary Education	Baccalaureate
Secondary Education	Baccalaureate
Secretarial Procedures Education	Baccalaureate
Secretarial Science Education	Baccalaureate
<u>Environmental and Natural Resources</u>	
Environmental Studies	Baccalaureate
<u>Humanities</u>	
Creative Writing	Baccalaureate
English	Baccalaureate

UNIVERSITY OF MAINE AT MACHIAS (cont.)

<u>PROGRAMS OFFERED</u>	<u>AWARD/DEGREE</u>
Humanities	Baccalaureate
<u>Leisure Industry</u>	
Community Recreation	Baccalaureate
Parks and Recreation Management/Tourism	Baccalaureate
Recreation Management	Associate/Baccalaureate
<u>Life Sciences</u>	
Biology	Baccalaureate
Marine Biology	Baccalaureate
<u>Office Management and Secretarial</u>	Associate/Baccalaureate
Executive Office Administration	Associate/Baccalaureate
Executive Secretary	Associate/Baccalaureate
Legal Secretary	Associate
Medical Assistant/Secretary	Associate
Secretarial Science/Office Mgt./Automated	Associate/Baccalaureate
Secretarial Studies	Associate/Baccalaureate
<u>Interdisciplinary Studies</u>	
Fine Arts	Baccalaureate
Humanities/Humanities and Science	Baccalaureate
Liberal Arts	Associate
Liberal Studies	Associate
Self-Design/Designed Major	Baccalaureate

FINANCIAL AID 1999-2000

<u>TYPE OF AID</u>	<u>PERCENTAGE OF STUDENTS RECEIVING AID</u>	<u>AVERAGE AMOUNT OF AID STUDENTS RECEIVE</u>
Federal Grants (scholarships/fellowships)	54%	\$2,796
State/Local Grants (scholarships/fellowships)	38%	\$971
Institutional Grants (scholarships/fellowships)	40%	\$1,556
Loans to students	66%	\$2,637

UNIVERSITY OF MAINE AT PRESQUE ISLE

GENERAL INFORMATION 2000-2001

UNIVERSITY OF MAINE AT PRESQUE ISLE

181 Main Street
Presque Isle, ME 04769

General Information: (207) 768-9400
Financial Aid Office: (207) 768-9513
Admissions Office: (207) 768-9532
Web Site Address: www.umpi.maine.edu

Type of Institution: Public, 4-year or above

Title IV Eligible

Awards/Degrees Offered: Associate's Degree
Bachelor's Degree

Calendar System: Semester

Data Used in the Selection of Entering Freshmen: High school diploma or its equivalent
High school class standing
Admissions test scores (SAT, ACT)
Evidence of ability to benefit from instruction
Score on TOEFL for foreign applicants of an equivalent test

1994 Carnegie Classification Baccalaureate Colleges II--These institutions are primarily undergraduate colleges with major emphasis on baccalaureate degree programs. They award less than 40 percent of their baccalaureate degrees in liberal arts fields or are less restrictive in admission.

Regional Accreditation: New England Association of Schools and Colleges
Commission on Institutions of Higher Education

National Institutional and Specialized Accrediting Bodies: None

UNIVERSITY OF MAINE AT PRESQUE ISLE (cont.)

STUDENT CHARGES FOR ACADEMIC YEAR

	2000	1999	1998
TUITION AND FEES			
In-State	\$3,150	\$3,090	\$3,030
Out-of-State	\$7,710	\$7,560	\$7,410
BOOKS AND SUPPLIES	\$650	\$500	\$500
ON CAMPUS			
Room and Board	\$4,140	\$4,048	\$3,970
Other Expenses	\$2,200	\$2,200	\$2,200
OFF-CAMPUS			
Room and Board	\$3,226	\$2,850	\$2,850
Other Expenses	\$2,200	\$2,200	\$2,200
OFF-CAMPUS WITH FAMILY			
Other Expenses	\$2,200	\$2,200	\$2,200

FALL ENROLLMENT

	1999	2000
Total Enrollment:	1,378	1,427
Undergraduate Enrollment:	1,378	1,427
Percent of Undergraduate by Gender:		
Male	38.0%	36.7%
Female	62.0%	59.8%
Percent of Undergraduate Enrollment by Race/Ethnicity:		
Non-resident alien	13.6%	13.1%
Black non-Hispanic	0.4%	0.3%
American Indian or Alaskan Native	2.3%	2.2%
Asian or Pacific Islander	0.7%	0.7%
Hispanic	0.7%	0.7%
White non-Hispanic	82.4%	79.5%
Student Counts:		
Full-time, First-time Undergraduates	203	201
% Full-time, First-Time Undergraduates	14.7%	21%

UNIVERSITY OF MAINE AT PRESQUE ISLE (cont.)

AWARDS/DEGREES

Conferred between July 1, 1999 and June 30, 2000

Bachelor's Degrees, Total:	193
Largest Majors:	Awards/Degrees Conferred
Liberal Arts and Sciences, General Studies & Humanities	51
Multi/Interdisciplinary Studies	32
Education	31
Parks, Recreation, Leisure and Fitness	22
Public Administration and Services	16

PROGRAMS OFFERED

<u>PROGRAMS OFFERED</u>	<u>AWARD/DEGREE</u>
<u>Behavioral and Social Science</u>	
Behavioral Sciences	Baccalaureate
History	Baccalaureate
International Affairs	Baccalaureate
Political Science	Baccalaureate
Psychology	Baccalaureate
Social Work/Child and Family Services	Baccalaureate
<u>Business</u>	
Accounting	Baccalaureate
Business Management	Baccalaureate
Management	Baccalaureate
<u>Creative Arts</u>	
Applied Art	Associate
Art	Associate/Baccalaureate
Fine Arts	Baccalaureate
<u>Education</u>	
Elementary Education	Baccalaureate
Physical Education	Baccalaureate
Recreation/Leisure	Associate/Baccalaureate
Secondary Education	Baccalaureate
<u>Environmental and Natural Resources</u>	
Environmental Studies (Environmental Biology)	Baccalaureate

UNIVERSITY OF MAINE AT PRESQUE ISLE (cont.)

<u>PROGRAMS OFFERED</u>	<u>AWARD/DEGREE</u>
<u>Ethnic Studies</u>	
Russian Studies	Certificate
<u>Health Fields</u>	
Health and Family Life Education	Baccalaureate
Medical Lab. Technology/Clinical Lab. Sciences	Associate
<u>Humanities</u>	
Art	Baccalaureate
English	Baccalaureate
Fine Arts	Baccalaureate
French	Baccalaureate
Humanities	Baccalaureate
Speech Communication	Baccalaureate
<u>Law and Public Safety</u>	
Criminal Justice/Criminology	Associate/Baccalaureate
Public Administration (Management)	Master's
<u>Leisure Industry</u>	
Recreation/Ski Industries	Associate/Baccalaureate
<u>Life Sciences</u>	
Biology	Baccalaureate
<u>Natural and Applied Science</u>	
Mathematics	Baccalaureate
<u>Interdisciplinary Studies</u>	
Double Majors	Baccalaureate
Fine Arts	Baccalaureate
Honors Program	Baccalaureate
Humanities/Humanities and Science	Baccalaureate
Liberal Arts	Associate/Baccalaureate
Liberal Studies	Associate
Science (Pre-Medical, Pre-Dental, Pre-Vet.)	Baccalaureate
Self-Design/Designed Major	Baccalaureate

UNIVERSITY OF MAINE AT PRESQUE ISLE (cont.)

FINANCIAL AID 1999-2000

TYPE OF AID	PERCENTAGE OF STUDENTS RECEIVING AID	AVERAGE AMOUNT OF AID STUDENTS RECEIVE
Federal Grants (scholarships/fellowships)	81%	\$2,405
State/Local Grants (scholarships/fellowships)	43%	\$901
Institutional Grants (scholarships/fellowships)	61%	\$1,292
Loans to students	61%	\$2,473

UNIVERSITY OF SOUTHERN MAINE

GENERAL INFORMATION 2000-2001

UNIVERSITY OF SOUTHERN MAINE

96 Falmouth Street
Portland, ME 04103

General Information: (207) 780-4141
Financial Aid Office: (207) 780-5250
Admissions Office: (207) 780-5215
Web Site Address: www.usm.maine.edu

Mission Statement:

The University of Southern Maine, with a rich history reaching back to 1878, is a comprehensive metropolitan university offering associate, baccalaureate, graduate, and professional degrees within the University of Maine System. The University of Southern Maine's fundamental mission is teaching, research, and public service for the benefit of the citizens of Maine and society in general. In achieving its mission and fulfilling its responsibilities as a university, the University of Southern Maine addresses the aspirations and needs of southern Maine and serves as a vehicle for linking southern Maine and the state to the nation and the world. The University actively encourages faculty, staff, and students to contribute to and participate in state, national, and international academic and professional communities.

The University's principal responsibility is to provide a wide range of programs responsive to students diverse in age, background, and experience, many of whom are part-time, employed, and/or commuter students. Undergraduate education at the University of Southern Maine aims to provide every student with a solid foundation in the liberal arts and the sciences. Master's, professional, and selected doctoral degrees and research programs emphasize the integration of theory and practice. The University of Southern Maine seeks to assure broad access at various geographic locations to educational opportunities including life-long learning and is committed to providing academic and support services essential to the needs of a diverse student body. This commitment extends to creating a sense of university community and a vibrant, diverse cultural environment for the University of Southern Maine's students, faculty, staff, and the entire community of southern Maine. In all activities, the University continually strives for excellence in teaching and learning.

As an essential Maine resource, the University sets program priorities that are driven by the needs of the people and institutions of southern Maine in particular, and the state in general. The University of Southern Maine responds to the special needs of, and provides leadership for, southern Maine's many cultural, health, human service, business, and technological institutions and activities. The University fulfills an historical and special commitment to elementary and secondary education through the preparation of teachers and educational leaders. The University of Southern Maine links the teaching, research, and public service capabilities of faculty and staff, through both

UNIVERSITY OF SOUTHERN MAINE (cont.)

traditional and interdisciplinary programs and units, with the people, organizations, and institutions of the state and the region. As one of seven campuses in the University of Maine System, the University of Southern Maine complements and collaborates with the other six institutions in the System to fulfill the needs of public higher education in the State of Maine.

Type of Institution:	Public, 4-year or above
Title IV Eligible	
Awards/Degrees Offered:	Associate's Degree Bachelor's Degree Master's Degree Post-Master's Certificate First-Professional Degree
Calendar System:	Semester
Data Used in the Selection of Entering Freshmen:	High school diploma or its equivalent High school class standing Admissions test scores (SAT, ACT, Other) Score on TOEFL for foreign applicants of an equivalent test
1994 Carnegie Classification	Master's (Comprehensive) Universities and Colleges I—These institutions offer a full range of baccalaureate programs and are committed to graduate education through the master's degree. They award 40 or more master's degrees annually in three or more disciplines
Regional Accreditation:	New England Association of Schools and Colleges Commission on Institutions of Higher Education
National Institutional and Specialized Accrediting Bodies:	Accreditation Board For Engineering and Technology, Inc. <i>Engineering</i> —Basic (baccalaureate) and advanced (master's) level programs in engineering American Bar Association <i>Law</i> —Professional schools American Occupational Therapy Association <i>Occupational Therapy</i> —Professional programs National Association of Schools of Art and Design <i>Art and Design</i> —Degree-granting schools and departments and nondegree-granting programs National Association of Schools of Music

UNIVERSITY OF SOUTHERN MAINE (cont.)

National Institutional and Specialized Accrediting Bodies (cont.)

- Music*—Baccalaureate and graduate degree programs
- National Council for Accreditation of Teacher Education
Teacher Education—Baccalaureate and graduate
programs for the preparation of teachers and other
professional personnel for elementary and
secondary school
- National League for Nursing Accrediting Commission
Nursing—Baccalaureate and higher degree programs

STUDENT CHARGES FOR ACADEMIC YEAR

	2000	1999	1998
TUITION AND FEES			
In-State	N/A	\$3,616	\$3,538
Out-of-State	N/A	\$9,180	\$8,972
BOOKS AND SUPPLIES	N/A	\$660	\$780
ON CAMPUS			
Room and Board	N/A	\$4,926	\$4,987
Other Expenses	N/A	\$2,800	\$1,975
OFF-CAMPUS			
Room and Board	N/A	\$4,926	\$4,987
Other Expenses	N/A	\$2,800	\$1,975
OFF-CAMPUS WITH FAMILY			
Other Expenses	N/A	\$4,650	\$3,825

UNIVERSITY OF SOUTHERN MAINE (cont.)

FALL ENROLLMENT

	1999	2000
Total Enrollment:	10,645	10,726
Undergraduate Enrollment:	8,703	8,703
Percent of Undergraduate by Gender:		
Male	41.2%	37.70%
Female	58.8%	60.80%
Percent of Undergraduate Enrollment by Race/Ethnicity:		
Non-resident alien	0.0%	0%
Black non-Hispanic	0.6%	0.50%
American Indian or Alaskan Native	1.4%	1.10%
Asian or Pacific Islander	1.0%	0.70%
Hispanic	0.5%	0.80%
White non-Hispanic	96.4%	95.40%
Student Counts:		
Full-time, First-time Undergraduates	824	863
% Full-time, First-Time Undergraduates	9.5%	20%

AWARDS/DEGREES

Conferred between July 1, 1999 and June 30, 2000

Bachelor's Degrees, Total:	901
Largest Majors:	Awards/Degrees Conferred
Social Sciences and History	204
Health Professions and Related Sciences	135
Business Management & Admin. Services	120
Psychology	55
Liberal Arts and Sciences, General Studies & Humanities	51

UNIVERSITY OF SOUTHERN MAINE (cont.)

PROGRAMS OFFERED

<u>PROGRAMS OFFERED</u>	<u>AWARD/DEGREE</u>
<u>Behavioral and Social Sciences</u>	
Anthropology/Geography	Baccalaureate
Behavioral Sciences	Baccalaureate
Economics	Baccalaureate
History	Baccalaureate
Political Science	Baccalaureate
Psychology	Baccalaureate
Social Science	Baccalaureate
Social Work/Child and Family Services	Baccalaureate
Sociology	Baccalaureate
<u>Business</u>	
Accounting	Associate/Baccalaureate
Business Administration	Master's/Baccalaureate/Associate
Management	Associate
Nonprofit Management	Certificate
<u>Construction (and Related)</u>	
Applied Technical Leadership	Baccalaureate
Industrial Tech/Industrial Maintenance Tech	Baccalaureate
<u>Creative Arts</u>	
Art	Baccalaureate
Fine Arts	Baccalaureate
Journalism and Mass Communication	Baccalaureate
Music	Baccalaureate
Music (Jazz and Contemporary/Performance)	Baccalaureate
Theater Arts/Drama	Baccalaureate
<u>Education</u>	
Accounting	Baccalaureate
Adult Education	Master's
Applied Technical Leadership Education	Baccalaureate
Art Education	Baccalaureate
Counselor Education	Master's
Education Administration	Master's
Elementary Education	Master's/Baccalaureate
Industrial Education	Master's
Institutional Leadership	Master's
Music Education	Baccalaureate

UNIVERSITY OF SOUTHERN MAINE (cont.)

<u>PROGRAMS OFFERED</u>	<u>AWARD/DEGREE</u>
School Psychology	Master's
Secondary Education	Master's
Special Education/Exceptionality	Master's
Technology Education	Baccalaureate
<u>Engineering</u>	
Electrical Engineering/Technology	Master's/Baccalaureate
<u>Environmental and Natural Resources</u>	
Community Planning and Development	Certificate/Master's
Environmental Science Management and Policy	Baccalaureate
<u>Ethnic Studies</u>	
Russian Studies	Baccalaureate
<u>Graphic Communications</u>	
<u>Health Fields</u>	
Applied Immunology	Master's
Health Administration/Sciences	Baccalaureate
Health Policy and Management	Master's/Certificate
Nursing	Master's/Baccalaureate
Occupational Therapy/Assistant	Master's
Sports Medicine	Baccalaureate
Therapeutic Recreation	Associate/Baccalaureate
<u>Humanities</u>	
Art	Baccalaureate
Art and Humanities	Baccalaureate
Classics/Classical Studies	Baccalaureate
Communications Art	Baccalaureate
English	Baccalaureate
Fine Arts	Baccalaureate
French	Baccalaureate
Linguistics	Baccalaureate
Music	Baccalaureate
Philosophy	Baccalaureate
Theater Arts	Baccalaureate
<u>Law and Public Safety</u>	
Criminal Justice/Criminology	Baccalaureate
Law	Master's/J.D.
Public Administration (Management)	Master's
<u>Life Sciences</u>	
Biology	Baccalaureate


UNIVERSITY OF SOUTHERN MAINE (cont.)

<u>PROGRAMS OFFERED</u>	<u>AWARD/DEGREE</u>
<u>Natural and Applied Science</u>	Baccalaureate
Applied Immunology	Master's
Chemistry	Baccalaureate
Computer Science/Technology	Master's/Baccalaureate
Geography/Anthropology	Baccalaureate
Geology	Baccalaureate
Mathematics	Baccalaureate
Mathematics/Statistics	Master's/Baccalaureate
Physics	Baccalaureate
<u>Interdisciplinary Studies</u>	Baccalaureate
American Studies/Am. & N.E. Studies	Master's
Double Majors	Baccalaureate
Fine Arts	Baccalaureate
Foreign Languages	Baccalaureate
French Studies	Baccalaureate
German Studies	Baccalaureate
Hispanic Studies	Baccalaureate
Honors Program	Baccalaureate
International Studies	Baccalaureate
Liberal Arts	Associate
Media Studies	Baccalaureate
Management and Organizational Studies	Baccalaureate
Public Policy	Master's
Science (Pre-Medical, Pre-Dental, Pre-Vet.)	Baccalaureate
Self-Design/Designed Major	Baccalaureate
Women's Studies	Baccalaureate

FINANCIAL AID 1999-2000

<u>TYPE OF AID</u>	<u>PERCENTAGE OF STUDENTS RECEIVING AID</u>	<u>AVERAGE AMOUNT OF AID STUDENTS RECEIVE</u>
Federal Grants (scholarships/fellowships)	50%	\$2,320
State/Local Grants (scholarships/fellowships)	30%	\$953
Institutional Grants (scholarships/fellowships)	19%	\$2,375
Loans to students	66%	\$2,851

PART II
INSTITUTIONAL CHARACTERISTICS
2000



TECHNICAL COLLEGE SYSTEM

CENTRAL MAINE TECHNICAL COLLEGE

GENERAL INFORMATION 2000-2001

CENTRAL MAINE TECHNICAL COLLEGE
1250 Turner Street
Auburn, ME 04210

General Information: (207) 755-5100
Financial Aid Office: (207) 755-5269
Admissions Office: (207) 755-5273
Website Address: www.cmtc.net

Mission Statement:

Consistent with the legislation which created the Maine technical College System on April 16, 1986, the primary mission of Central Maine Technical College is to provide individuals and the community with high quality, up-to-date technical and vocational education. The College recognizes the importance of providing programs that help individuals to develop the knowledge, skills and attitudes needed to grow and to adapt to the changing needs of business and industry and community life.

Within its mission, CMTC seeks to fulfill the following objectives:

1. To insure an educational environment that helps students to develop the technical and vocational skills necessary for entry level employment and for meeting changing technological needs.
2. To provide the solid foundation in mathematics, science and applied communication skills needed to complement technical/vocational skill development, as well as the broader knowledge implied by an associate degree.
3. To contribute to the welfare of business and industry by insuring that graduates will be conscientious, productive and informed employees with a concern for health, safety, trade standards and ethics.
4. To provide continuing education and to assist apprenticeship programs to further develop the skills of persons already employed and provide opportunities for those individuals interested in learning a new occupational skill.
5. To help students in obtaining employment by offering counseling, evaluation and placement assistance.
6. To insure that individuals with special educational needs have access to all instructional programs.
7. To provide on-site or on-campus customized training programs for business and industry.
8. To enter into partnerships with secondary and post secondary educational systems.
9. To assist the non-traditional, as well as the traditional student, with a complete array of educational and student services.

Type of Institution: Public, 2-year
Title IV Eligible
Degrees/Certificates Offered: Certificate of less than one academic year
Certificate of at least one but less than two academic years
Associate's degree

CENTRAL MAINE TECHNICAL COLLEGE (cont.)

Calendar System:	Semester
Data Used in the Selection of Entering Freshmen:	High school diploma or its equivalent Admissions test scores (SAT, Other) Evidence of ability to benefit from instruction Score on TOEFL for foreign applicants or an equivalent test Open admission
1994 Carnegie Classification:	Associate of Arts Colleges--These institutions offer associate of arts certificate or degree programs and, with few exceptions, offer no baccalaureate degrees.
Regional Accreditation:	New England Association of Schools and Colleges Commission on Technical and Career Institutions
National Institutional and Specialized Accrediting Bodies:	Accreditation Board for Engineering and Technology <i>Engineering Technology</i> --Associate and baccalaureate degree programs in engineering technology National Accrediting Agency for Clinical Laboratory Sciences <i>Clinical Laboratory Technician/Medical Laboratory</i> --Associate's degree National League for Nursing Accrediting Commission <i>Nursing</i> --Associate degree programs

STUDENT CHARGES FOR ACADEMIC YEAR

	2000	1999	1998
TUITION AND FEES			
In-State	\$2,745	\$2,745	\$2,715
Out-of-State	\$5,175	\$5,175	\$5,145
BOOKS AND SUPPLIES	\$800	\$800	\$800
ON CAMPUS			
Room and Board	\$3,960	\$3,760	\$3,600
Other Expenses	\$2,050	\$2,050	\$2,050
OFF-CAMPUS			
Room and Board	\$5,000	\$5,000	\$5,000
Other Expenses	\$2,800	\$2,800	\$2,800
OFF-CAMPUS WITH FAMILY			
Other Expenses	\$2,800	\$2,800	\$2,800

*Tuition is calculated on a per credit basis (currently \$68 in-state; \$149 out-of-state.

Lab fees are per course depending on supplies, etc needed.

CENTRAL MAINE TECHNICAL COLLEGE (cont.)

FALL ENROLLMENT

	1999	1998
Total Enrollment:	1,248	1,250
Percent of Undergraduate by Gender:		
Male	55.0%	55.1%
Female	45.0%	44.9%
Percent of Undergraduate Enrollment by Race/Ethnicity:		
Non-resident alien	0.0%	0.0%
Black non-Hispanic	0.1%	0.2%
American Indian or Alaskan Native	1.0%	0.9%
Asian or Pacific Islander	0.5%	0.5%
Hispanic	0.4%	0.4%
White non-Hispanic	65.2%	65.1%
Race/Ethnicity Unknown	32.9%	32.9%
Student Counts:		
Full-time, First-time Undergraduates	262	315
% Full-time, First-Time Undergraduates	21.0%	21.0%

AWARDS/DEGRÉES

Conferred between July 1, 1999 and June 30, 2000

Associate's Degrees, Total:	199
Largest Majors:	Awards/Degrees Conferred
Mechanics and Repairers	46
Precision Production Trades	39
Business Management & Admin. Services	36
Health Professions and Related Sciences	31
Engineering-Related Technologies	26

PROGRAMS OFFERED

<u>PROGRAMS OFFERED</u>	<u>AWARD/DEGREE</u>
<u>Automotive, Machining and Related</u>	
Automotive Ford Asset	Associate
Automotive Technology	Associate
Machine Tool Technology	Associate/Certificate/Diploma
Machine Engineering/Technology	Associate/Certificate

CENTRAL MAINE TECHNICAL COLLEGE (cont.)

Business

Accounting	Associate
Business Administration	Associate/Certificate
Business Management	Associate/Certificate
Computer Science/Computer Information Systems	Associate

PROGRAMS OFFERED

AWARD/DEGREE

Office Information Management	Associate/Certificate
Supervisory Management	Certificate
<u>Construction (and Related)</u>	
Archit. & Civil Engr. Technology	Associate
Building Construction (Technical)	Associate/Certificate/Diploma
Occupational Health & Safety	Associate/Certificate
<u>Creative Arts</u>	
Culinary Arts	Certificate
Graphic Arts/Printing Technology	Associate/Certificate/Diploma
<u>Education</u>	
Early Childhood Education	Associate/Certificate
<u>Electrical and Electronics</u>	
Applied Electronics	Certificate
Electrical/Electrical (Industrial)	Certificate
Electricity (Residential)	Certificate
Electr-Mechanical Technology	Associate/Certificate/Diploma
Robotics Technology	Certificate
<u>Engineering</u>	
Archit. and Civil Eng. Technology	Associate
Mechanical Engr. Technology	Associate/Certificate
<u>Food and Nutrition</u>	
Culinary Arts	Certificate
<u>Graphic Communications</u>	
Graphic Arts and Printing	Associate/Certificate/Diploma
<u>Health Fields</u>	
AD/RN Registered Nurse	Associate
Medical Lab. Technology/Clinical Lab. Sciences	Associate
Radiologic Technology	Associate
<u>Office Management and Secretarial</u>	
Executive Office Administration	Associate/Certificate
Medical Transcription	Certificate
<u>Interdisciplinary Studies</u>	
General Studies	Associate
General Technology	Associate
Trade and Technical Occupations	Associate

CENTRAL MAINE TECHNICAL COLLEGE (cont.)

FINANCIAL AID 1999-2000

Financial aid to full-time, first-time undergraduate students

TYPE OF AID	PERCENTAGE OF STUDENTS RECEIVING AID	AVERAGE AMOUNT OF AID STUDENTS RECEIVE
Federal Grants (scholarships/fellowships)	40%	\$2,009
State/Local Grants (scholarships/fellowships)	34%	\$899
Institutional Grants (scholarships/fellowships)	21%	\$463
Loans to students	54%	\$2,884

EASTERN MAINE TECHNICAL COLLEGE

GENERAL INFORMATION 2000-2001

EASTERN MAINE TECHNICAL COLLEGE

354 Hogan Road
Bangor, ME 04401

General Information: (207) 941-4600
Financial Aid Office: (207) 941-4625
Admissions Office: (207) 941-4680
Website Address: www.emtc.org

Mission Statement:

Eastern Maine Technical College provides the highest quality post-secondary technical education and serves as a dynamic community resource.

The following purpose statements are used to interpret the college mission statement as it applies to the four county service area (Penobscot, Piscataquis, Waldo, and Hancock.)

Eastern Maine Technical College:

1. Offers associate degrees, diplomas, certificates, and short-term, customized learning opportunities;
2. Provides post-secondary programs for gainful employment in technical fields and/or for transfer to four-year post-secondary institutions;
3. Creates career and education pathways for students;
4. Prepares students to be involved citizens, ethical decision-makers, and sound problem solvers;
5. Provides students with a foundation for life-long learning.
6. Fosters personal and professional growth and development for all students, business partners, and employees;
7. Contributes actively to community and state health, well being, and culture;
8. Engages proactively and flexibly in partnerships with businesses and organizations in the college service area; and
9. Acts as a catalyst for a growing economy in the college service area and the state.

Type of Institution:	Public, 2-year
Title IV Eligible	
Degrees/Certificates Offered:	Certificate of at least one but less than two academic years Associate's degree Certificate of at least two but less than four academic years
Calendar System:	Semester
Data Used in the Selection of Entering Freshmen:	High school diploma or its equivalent High school class standing Admissions test scores (SAT, Other) Evidence of ability to benefit from instruction Other

EASTERN MAINE TECHNICAL COLLEGE (cont.)

1994 Carnegie Classification:	Associate of Arts Colleges--These institutions offer associate of arts certificate or degree programs and, with few exceptions, offer no baccalaureate degrees.
Regional Accreditation:	New England Association of Schools and Colleges Commission on Technical and Career Institutions
National Institutional and Specialized Accrediting Bodies:	Joint Review Committee on Education in Radiologic Technology <i>Radiologic Technology</i> --Programs for radiographers National Accrediting Agency for Clinical Laboratory Sciences <i>Clinical Laboratory Technician/Medical Laboratory</i> --Associate's degree National League for Nursing Accrediting Commission <i>Nursing</i> --Associate degree programs

STUDENT CHARGES FOR ACADEMIC YEAR

	2000	1999	1998
TUITION AND FEES			
In-State	\$2,310	\$2,310	\$2,310
Out-of-State	\$4,740	\$4,740	\$4,740
BOOKS AND SUPPLIES	\$600	\$600	\$600
ON CAMPUS			
Room and Board	\$3,850	\$3,500	\$3,500
Other Expenses	\$125	\$125	\$125
OFF-CAMPUS			
Room and Board	\$3,850	\$3,500	\$3,500
Other Expenses	\$1,200	\$1,200	\$1,200
OFF-CAMPUS WITH FAMILY			
Other Expenses	\$1,200	\$1,200	\$1,200

*Tuition and fees are based on 30 credit hours per year. Some additional fees are assessed to selected groups of students.

EASTERN MAINE TECHNICAL COLLEGE (cont.)

FALL ENROLLMENT

	1999	2000
Total Enrollment:	1,277	1,350
Percent of Undergraduate by Gender:		
Male	54.7%	53.5%
Female	45.3%	46.5%
Percent of Undergraduate Enrollment by Race/Ethnicity:		
Non-resident alien	0.0%	0.0%
Black non-Hispanic	0.2%	0.5%
American Indian or Alaskan Native	1.1%	1.3%
Asian or Pacific Islander	0.1%	0.0%
Hispanic	0.2%	0.2%
White non-Hispanic	98.5%	98.0%
Race/Ethnicity Unknown	0.0%	0.0%
Student Counts:		
Full-time, First-time Undergraduates	169	235
% Full-time, First-Time Undergraduates	13.2%	13%

AWARDS/DEGREES

Conferred between July 1, 1999 and June 30, 2000

Associate's Degrees, Total:	116
Largest Majors:	Awards/Degrees Conferred
Health Professions and Related Sciences	36
Business Management & Admin. Services	32
Precision Production Trades	16
Engineering-Related Technologies	12
Multi/Interdisciplinary Studies	7

PROGRAMS OFFERED

<u>PROGRAMS OFFERED</u>	<u>AWARD/DEGREE</u>
<u>Automotive, Machining and Related</u>	
Automotive And Heavy Equipment Tech.	Associate/Diploma
Automotive Technology	Associate/Diploma
Diesel Services	Associate/Diploma
Heavy Equipment Maintenance	Associate/Diploma
Diesel Hydraulic Mechanics	Associate/Diploma

EASTERN MAINE TECHNICAL COLLEGE (cont.)

<u>PROGRAMS OFFERED</u>	<u>AWARD/DEGREE</u>
Machine Tool Technology	Associate/Diploma
Welding Fabrication Technology	Associate/Certificate/Diploma
<u>Business</u>	
Banking	Associate
Business Management	Associate
Computer Programming/Applications Networking	Associate
Office System Technology	Associate
<u>Construction (and Related)</u>	
Building Construction (Industrial)	Certificate/Diploma
Building Construction (Technical)	Associate
Carpentry/Residential Construction	Associate/Diploma
Drafting Technology	Certificate
Heating	Associate/Certificate/Diploma
Heating/Air Cond. & Refrigeration (Ventilation)	Associate/Diploma
Pipe Fabrication Tech.	Associate/Diploma
<u>Education</u>	
Early Childhood Education	Associate/Certificate
<u>Electrical and Electronics</u>	
Industrial Electrical Technology	Associate
Electricity (Residential)	Diploma
Industrial Electronics	Associate
Electronics Technology	Associate
<u>Food and Nutrition</u>	
Culinary Arts	Associate/Certificate
<u>Health Fields</u>	
AD/RN Registered Nurse	Associate
Emergency Medical Services	Associate/Certificate
Medical Lab. Technology/Clinical Lab Sciences	Associate
Nurse's Aide	Certificate
Practical Nursing	Diploma
Radiologic Technology	Associate
<u>Law and Public Safety</u>	
Fire Technology	Associate
<u>Office Management and Secretarial</u>	
Secretarial Science/Office Mgt./Automated	Associate
<u>Interdisciplinary Studies</u>	
General Studies	Associate
General Technology	Associate
Trade and Technical Occupations	Associate

EASTERN MAINE TECHNICAL COLLEGE (cont.)

FINANCIAL AID 1999-2000

Financial aid to full-time, first-time undergraduate students

TYPE OF AID	PERCENTAGE OF STUDENTS RECEIVING AID	AVERAGE AMOUNT OF AID STUDENTS RECEIVE
Federal Grants (scholarships/fellowships)	43%	\$2,132
State/Local Grants (scholarships/fellowships)	54%	\$1,307
Institutional Grants (scholarships/fellowships)	26%	\$875
Loans to students	54%	\$2,557

KENNEBEC VALLEY TECHNICAL COLLEGE

GENERAL INFORMATION 2000-2001

KENNEBEC VALLEY TECHNICAL COLLEGE

92 Western Avenue
Fairfield, ME 04937-1367

General Information: (207) 453-5000
Financial Aid Office: (207) 453-5121
Admissions Office: (207) 453-5131
Web Site Address: www.kvtc.net

Mission Statement:

Kennebec Valley Technical College is dedicated to the belief that each individual be provided an opportunity for the development of skills and knowledge leading to productive employment and self-fulfillment. The College offers associate degree, certificate and diploma programs to meet the needs of part-time and full-time students. In addition, courses are offered to accommodate the changing needs of Maine's employers.

Kennebec Valley Technical College strives to create a skilled work force through cooperative efforts with regional industries, businesses, community services and health care organizations. The College endeavors to provide graduates with occupational and academic competencies which include analytical problem-solving, communication, and interpersonal skills which are critical for success in today's society.

Further, Kennebec Valley Technical College strives to maintain the highest academic standard of teaching and learning through a continuous process of self-assessment and improvement. The College views as key to its mission an environment which is both safe and supportive of student growth and achievement.

Type of Institution:	Public, 2-year
Title IV Eligible	
Degrees/Certificates Offered:	Certificate of at least one but less than two academic years Associate's degree
Calendar System:	Continuous basis (every 2 weeks, monthly, or other period)
Data Used in the Selection of Entering Freshmen:	High school diploma or its equivalent Admissions test scores (Other) High school class standing Open admission
1994 Carnegie Classification:	Associate of Arts Colleges--These institutions offer associate of arts certificate or degree programs and, with few exceptions, offer no baccalaureate degrees.

KENNEBEC VALLEY TECHNICAL COLLEGE (cont.)

Regional Accreditation:	New England Association of Schools and Colleges Commission on Technical and Career Institutions
National Institutional and Specialized Accrediting Bodies:	American Occupational Therapy Association <i>Occupational Therapy</i> —Professional programs American Physical Therapy Association <i>Physical Therapy</i> —Programs for the physical therapist National League for Nursing Accrediting Commission <i>Nursing</i> —Practical nursing programs <i>Nursing</i> —Associate degree programs

STUDENT CHARGES FOR ACADEMIC YEAR

	2000	1999	1998
TUITION AND FEES			
In-State	\$3,026	\$3,026	\$3,026
Out-of-State	\$5,699	\$5,699	\$5,699
BOOKS AND SUPPLIES	\$300	\$300	\$300

*The increase is due to an increase in tuition (\$2 per credit hour) and an added technology fee.

FALL ENROLLMENT

	1999	2000
Total Enrollment:	1,080	833
Percent of Undergraduate by Gender:		
Male	40.5%	36.9%
Female	59.5%	63.1%
Percent of Undergraduate Enrollment by Race/Ethnicity:		
Non-resident alien	0.0%	0.0%
Black non-Hispanic	0.1%	0.8%
American Indian or Alaskan Native	0.7%	0.6%
Asian or Pacific Islander	0.6%	0.6%
Hispanic	0.5%	0.9%
White non-Hispanic	98.1%	95.9%
Race/Ethnicity Unknown	0.0%	1.4%
Student Counts:		
Full-time, First-time Undergraduates	122	115
% Full-time, First-Time Undergraduates	11.3%	15%

KENNEBEC VALLEY TECHNICAL COLLEGE (cont.)

AWARDS/DEGREES

Conferred between July 1, 1999 and June 30, 2000

Associate's Degrees, Total:	158
Largest Majors:	Awards/Degrees Conferred
Health Professions and Related Sciences	56
Business Management & Admin. Services	28
Construction Trades	24
Education	18
Engineering-Related Technologies	13

PROGRAMS OFFERED

PROGRAMS OFFERED

AWARD/DEGREE

Agricultural Science

Bio-resource Engineering Tech/Bioscience Tech

Associate

Business

Business Administration

Associate

Business Management

Associate

Computer Programming/Applications Networking

Associate

Management/Accounting

Associate

Construction (and Related)

Industrial Tech/Industrial Maintenance Tech

Associate

Education

Education Technician

Associate

Electrical and Electronics

Applied Electronics

Associate

Electrical/Electrical (Industrial)

Associate

Engineering

Lineworker Technology

Diploma

Pulp and Paper Technology

Diploma

Food and Nutrition

Culinary Arts

Associate

Health Fields

AD/RN Registered Nurse

Associate

Emergency Medical Services

Associate

Health Information Technology

Associate

Medical Assistant

Associate

Occupational Therapy/Assistant

Associate

Physical Therapy/Assistant

Associate

Respiratory Therapy

Associate

KENNEBEC VALLEY TECHNICAL COLLEGE (cont.)

PROGRAMS OFFERED	AWARD/DEGREE
<u>Office Management and Secretarial</u>	
Executive Secretary	Associate
Legal Secretary	Associate
Medical Assistant/Secretary	Associate
Secretarial Science/Office Mgmt./Automated	Associate
<u>Interdisciplinary Studies</u>	
General Studies	Associate

FINANCIAL AID 1999-2000

Financial aid to full-time, first-time undergraduate students

TYPE OF AID	PERCENTAGE OF STUDENTS RECEIVING AID	AVERAGE AMOUNT OF AID STUDENTS RECEIVE
Federal Grants (scholarships/fellowships)	56%	\$2,205
State/Local Grants (scholarships/fellowships)	48%	\$1,722
Institutional Grants (scholarships/fellowships)	7%	\$434
Loans to students	39%	\$2,789

NORTHERN MAINE TECHNICAL COLLEGE

GENERAL INFORMATION 2000-2001

NORTHERN MAINE TECHNICAL COLLEGE

33 Edgemont Drive
Presque Isle, ME 04769

General Information: (207) 768-2700
Financial Aid Office: (207) 768-2788
Admissions Office: (207) 768-2785
Website Address: www.nmtc.net

Mission Statement:

Northern Maine Technical College provides post-secondary technical and vocational programs which lead to associate degrees, diplomas or certificates. These one and two year programs of classroom and laboratory instruction provide individuals with the educational, occupational and technical knowledge required by the State's citizens for employment in business, industry and government within the state. The primary goals of the institution are to create an educated, skilled and adaptable workforce which can respond to the changing needs of the economy of the Northern Maine region and the State and to promote local, regional and statewide economic development. Included in fulfilling these goals are programs, courses or seminars to provide training to increase the competence of employed adults, to provide specialized technical training to attract business and industry to locate in Northern Maine and to encourage business and industry now located in the region to expand.

The following objectives guide the college in fulfilling its mission.

1. To prepare students for entry level positions in business, industry and public service.
2. To offer technically current and continually improving curricula and services.
3. To offer curricula that prepare individuals to be responsible and active citizens.
4. To broaden the student's educational foundation to enable them to pursue life-long learning.
5. To utilize an instructional process that allows students to achieve at their maximum potential.
6. To utilize knowledgeable public representatives to advise the institution regarding curricula needs and program content.
7. To provide guidance and placement services to assist prospective students, enrolled students and graduates.
8. To provide enhanced developmental educational opportunities for individuals who need to strengthen academic prerequisites to pursue their technical education.
9. To provide enhanced opportunities for students to participate in cultural, athletic and social extracurricular activities.

Type of Institution: Public, 2-year
Title IV Eligible
Degrees/Certificates Offered: Certificate of at least one but less than two academic years
Associate's degree

NORTHERN MAINE TECHNICAL COLLEGE (cont.)

Calendar System:	Certificate of at least two but less than four academic years Semester
Data Used in the Selection of Entering Freshmen:	High school diploma or its equivalent High school class standing Admissions test scores (Other) Score on TOEFL for foreign applicants or an equivalent test
1994 Carnegie Classification:	Associate of Arts Colleges--These institutions offer associate of arts certificate or degree programs and, with few exceptions, offer no baccalaureate degrees.
Regional Accreditation:	New England Association of Schools and Colleges Commission on Technical and Career Institutions
National Institutional and Specialized Accrediting Bodies:	Accreditation Board for Engineering and Technology <i>Engineering Technology</i> --Associate and baccalaureate degree programs in engineering technology Associate of Collegiate Business Schools and Programs <i>Associate Degree Programs</i> National League for Nursing Accrediting Commission <i>Nursing</i> --Associate degree programs

STUDENT CHARGES FOR ACADEMIC YEAR

	2000	1999	1998
TUITION AND FEES			
In-State	\$2,612	\$2,582	\$2,557
Out-of-State	\$5,042	\$5,012	\$4,987
BOOKS AND SUPPLIES	\$1,200	\$1,200	\$1,200
ON CAMPUS			
Room and Board	\$3,500	\$3,470	\$3,280
Other Expenses	\$1,200	\$1,200	\$974
OFF-CAMPUS			
Room and Board	\$5,870	\$5,870	\$5,870
Other Expenses	\$1,200	\$1,200	\$974
OFF-CAMPUS WITH FAMILY			
Other Expenses	\$1,200	\$1,200	\$974

NORTHERN MAINE TECHNICAL COLLEGE (cont.)

FALL ENROLLMENT

	1999	2000
Total Enrollment:	770	784
Percent of Undergraduate by Gender:		
Male	52.6%	52.8%
Female	47.4%	47.2%
Percent of Undergraduate Enrollment by Race/Ethnicity:		
Non-resident alien	3.6%	3.1%
Black non-Hispanic	0.4%	0.6%
American Indian or Alaskan Native	5.5%	3.9%
Asian or Pacific Islander	0.5%	0.9%
Hispanic	0.0%	0.6%
White non-Hispanic	77.8%	82.5%
Race/Ethnicity Unknown	12.2%	7.5%
Student Counts:		
Full-time, First-time Undergraduates	180	220
% Full-time, First-Time Undergraduates	23.4%	23%

AWARDS/DEGREES

Conferred between July 1, 1999 and June 30, 2000

Associate's Degrees, Total:	112
Largest Majors:	Awards/Degrees Conferred
Business Management & Admin. Services	46
Health Professions and Related Sciences	18
Mechanics and Repairers	16
Multi/Interdisciplinary Studies	9
Computer and Information Sciences	8

PROGRAMS OFFERED

<u>PROGRAMS OFFERED</u>	<u>AWARD/DEGREE</u>
<u>Agricultural Science</u>	
Agribusiness and Resource Management	Associate
<u>Automotive, Machining and Related</u>	
Auto Body Repair	Associate/Certificate/Diploma
Automotive Technology	Associate/Certificate/Diploma
Diesel Hydraulic Mechanics	Associate/Certificate/Diploma

NORTHERN MAINE TECHNICAL COLLEGE (cont.)

<u>PROGRAMS OFFERED</u>	<u>AWARD/DEGREE</u>
<u>Business</u>	
Accounting	Associate/Diploma
Business Administration	Associate
Business Management	Associate
Computer/Science/Computer Information Systems	Associate
<u>Construction (and Related)</u>	
Carpentry/Residential Construction	Associate/Certificate/Diploma
Drafting Technology	Associate/Certificate/Diploma
Plumbing and Heating	Associate/Certificate/Diploma
Sheet Metal	Associate/Certificate/Diploma
<u>Electrical and Electronics</u>	
Computer Electronics	Associate/Certificate/Diploma
Electrical Construction	Associate/Certificate/Diploma
Electrical Engr. Technology	Associate
Industrial Electrical Technology	Associate/Certificate/Diploma
Industrial Electronics	Associate/Certificate/Diploma
Electronics Technology	Associate/Certificate/Diploma
<u>Health Fields</u>	
AD/RN Registered Nurse	Associate
Medical Assistant	Associate
Practical Nursing	Diploma
<u>Office Management and Secretarial</u>	
Executive Office Administration	Associate
Legal Office Administration	Associate
Office Assistant	Certificate
Secretarial Studies	Associate
Stenographer	Associate
Typing/Clerical	Certificate
<u>Interdisciplinary Studies</u>	
Trade and Technical Occupations	Associate

FINANCIAL AID 1999-2000

Financial aid to full-time, first-time undergraduate students

<u>TYPE OF AID</u>	<u>PERCENTAGE OF STUDENTS RECEIVING AID</u>	<u>AVERAGE AMOUNT OF AID STUDENTS RECEIVE</u>
Federal Grants (scholarships/fellowships)	69%	\$2,374
State/Local Grants (scholarships/fellowships)	41%	\$897
Institutional Grants (scholarships/fellowships)	25%	\$924
Loans to students	73%	\$3,545

SOUTHERN MAINE TECHNICAL COLLEGE

GENERAL INFORMATION 2000-2001

SOUTHERN MAINE TECHNICAL COLLEGE
2 Fort Road
South Portland, ME 04106

General Information: (207) 767-9500
Financial Aid Office: (207) 767-9518
Admissions Office: (207) 767-9520
Website Address: www.smtc.net

Philosophy Statement:

Southern Maine Technical College offers a broad variety of occupational curricula at the post-secondary level. The emphasis in all cases is on the application of knowledge. While education for immediate employment is the essential goal, another goal is to develop the potential for growth and change, often achieved by pursuing a Baccalaureate Degree.

SMTC is dedicated to providing a high quality program of instruction which not only recognizes the importance of technical knowledge and development of skills but, in addition, the need to develop good work habits and attitudes. The College provides integrated technical, related and general education courses to enable students to develop self-awareness and social responsibility, as well as skills needed to compete successfully in a chosen field.

From this base, the following goals are established:

1. To meet the needs of students desiring post-secondary vocational and technical training and retraining.
2. To offer vocational and technical education programs that are occupationally oriented, and general education programs to complement the requirements of specific occupations.
3. To ensure that acceptable skill and knowledge levels will be attained by students upon graduation.
4. To provide the opportunity to attain occupational competence compatible with the individual student's interest and abilities through the provision of multi-level programs.
5. To provide new industry and business oriented education and training opportunities, based on present and projected employment opportunities in the state, that will provide a trained workforce for new and expanding industries. To serve as an inducement for industrial plant locations in the state.

The specific objectives of SMTC are to provide the students with an educational experience that will:

1. Prepare them for career employment.
2. Allow them to advance in the occupation as opportunities arise.
3. Enable them to continue their education and training according to their changing needs and interests.
4. Enable them to develop a range of skills ensuring flexibility of occupational choice.

SOUTHERN MAINE TECHNICAL COLLEGE (cont.)

Type of Institution:	Public, 2-year
Title IV Eligible	
Degrees/Certificates Offered:	Certificate of less than one academic year Certificate of at least one but less than two academic years Associate's degree Certificate of at least two but less than four academic years Semester
Calendar System:	
Data Used in the Selection of Entering Freshmen:	High school diploma or its equivalent High school class standing Admissions test scores (SAT) Residence Evidence of ability to benefit from instruction Score on TOEFL for foreign applicants or an equivalent test
1994 Carnegie Classification:	Associate of Arts Colleges--These institutions offer associate of arts certificate or degree programs and, with few exceptions, offer no baccalaureate degrees.
Regional Accreditation:	New England Association of Schools and Colleges Commission on Technical and Career Institutions
National Institutional and Specialized Accrediting Bodies:	American Dietetic Association <i>Dietetics</i> --Coordinated undergraduate and graduate programs Joint Review Committee on Education in Radiologic Technology <i>Radiologic Technology</i> --Programs for radiographers <i>Radiologic Technology</i> --Programs for radiation therapists National League for Nursing Accrediting Commission <i>Nursing</i> --Associate degree programs

SOUTHERN MAINE TECHNICAL COLLEGE (cont.)

STUDENT CHARGES FOR ACADEMIC YEAR

	2000	1999	1998
TUITION AND FEES			
In-State	N/A	\$2,040	\$2,040
Out-of-State	N/A	\$4,470	\$4,470
BOOKS AND SUPPLIES	N/A	\$600	\$600
ON CAMPUS			
Room and Board	N/A	\$4,200	\$4,100
Other Expenses	N/A	\$1,546	\$1,546
OFF-CAMPUS			
Room and Board	N/A	\$5,219	\$5,219
Other Expenses	N/A	\$3,488	\$3,488
OFF-CAMPUS WITH FAMILY			
Other Expenses	N/A	\$1,546	\$1,546

*For the 1997-1998 year add \$50 per year for computer fees and \$50 per year for health office fees. For the 1998-1999 and 1999-2000 year add \$570 per year for technology fees and \$60 per year for health office fees.

FALL ENROLLMENT

	1999	2000
Total Enrollment:	2,362	2,333
Percent of Undergraduate by Gender:		
Male	59.1%	54.4%
Female	40.9%	45.6%
Percent of Undergraduate Enrollment by Race/Ethnicity:		
Non-resident alien	0.3%	0.0%
Black non-Hispanic	0.6%	0.2%
American Indian or Alaskan Native	1.1%	0.2%
Asian or Pacific Islander	1.3%	0.2%
Hispanic	0.6%	0.1%
White non-Hispanic	71.3%	40.1%
Race/Ethnicity Unknown	24.8%	25.1%
Student Counts:		
Full-time, First-time Undergraduates	373	362
% Full-time, First-Time Undergraduates	15.8%	16%

SOUTHERN MAINE TECHNICAL COLLEGE (cont.)

AWARDS/DEGREES

Conferred between July 1, 1999 and June 30, 2000

Associate's Degrees, Total:	385
Largest Majors:	
Engineering-Related Technologies	Awards/Degrees Conferred 69
Health Professions and Related Sciences	65
Protective Services	57
Vocational Home Economics	52
Business Management & Admin. Services	44

PROGRAMS OFFERED

<u>PROGRAMS OFFERED</u>	<u>AWARD/DEGREE</u>
<u>Agricultural Science</u>	
Landscape Horticulture	Associate/Certificate
<u>Automotive, Machining and Related</u>	
Automotive Technology	Associate/Diploma
Machine Tool Drafting/Design	Certificate
Machine Tool Technology	Associate/Diploma
Mechanical Engineering/Technology	Certificate
<u>Behavioral and Social Sciences</u>	
Behavioral Sciences	Associate/Certificate
Child Care	Associate
<u>Business</u>	
Business Administration	Associate
Computer Programming/Applications Networking	Associate
Computer Science/Computer Information Systems	Associate
Hotel, Motel & Rest. Mgt./Hotel, Rest. & Tourism	Associate
Information Management Technology	Associate
<u>Construction (and Related)</u>	
Air Condition and Refrigeration	Associate/Certificate/Diploma
Building Construction (Industrial)	Associate/Diploma
Building Construction (Technical)	Associate/Diploma
Drafting Technology	Associate/Certificate
Heating	Certificate
Heating, Air Cond. And Refrigeration (Ventilation)	Associate/Diploma
Masonry	Associate/Diploma
Plumbing	Certificate
Plumbing and Heating	Associate/Diploma
<u>Creative Arts</u>	
Culinary Arts	Associate/Diploma
Video Technology	Associate/Certificate

SOUTHERN MAINE TECHNICAL COLLEGE (cont.)

<u>PROGRAMS OFFERED</u>	<u>AWARD/DEGREE</u>
<u>Education</u>	
Dietetic Tech. Education	Associate
Early Childhood Education	Associate/Certificate
<u>Electrical and Electronics</u>	
Electrical Construction	Associate
Electrical/Electrical (Industrial)	Associate
Industrial Electrical Technology	Associate
Electricity (Residential)	Associate/Diploma
Electronics Technology	Associate
<u>Engineering</u>	
Wastewater Treatment Plant Operator	Certificate
<u>Environmental and Natural Resources</u>	
Applied marine Biology and Oceanography	Associate
Environmental Control Technology	Associate
Environmental Studies (Environmental Biology)	Associate
Landscape and Nursery Management	Associate/Certificate
Plant and Soil Sciences (Agri. Sci.)	Associate/Certificate
Wastewater Treatment Plant Operator	Certificate
<u>Food and Nutrition</u>	
Culinary Arts	Associate/Diploma
Dietetic Tech. Education	Associate
<u>Graphic Communications</u>	
Computer Aided Drafting and Design	Associate
<u>Health Fields</u>	
AD/RN Registered Nurse	Associate
Emergency Medical Services	Associate
Medical Assistant	Certificate
Nurse's Aide	Certificate
Nursing	Associate
Practical Nursing	Diploma
Radiologic Technology	Associate
Radiation Therapy	Associate
Respiratory Therapy	Associate
<u>Law and Public Safety</u>	
Criminal Justice/Criminology	Associate
Fire Technology	Associate
Law Enforcement Technology/Legal Technology	Associate
<u>Leisure Industry</u>	
Hotel, Motel and Restaurant Management	Associate
<u>Life Sciences</u>	
Marine Biology	Associate
<u>Marine Studies</u>	
Applied Marine Biology and Oceanography	Associate
<u>Natural and Applied Science</u>	
Computer Science/Technology	Associate

SOUTHERN MAINE TECHNICAL COLLEGE (cont.)

<u>PROGRAMS OFFERED</u>	<u>AWARD/DEGREE</u>
<u>Office Management and Secretarial</u>	
Medical Assistant/Secretary	Associate
Medical Office Administration	Associate/Certificate
Secretarial Science/Office Mgmt./Automated	Associate/Certificate
Word Processing	Associate
<u>Interdisciplinary Studies</u>	
Liberal Studies	Associate
Trade and Technical Occupations	Associate

FINANCIAL AID 1999-2000

Financial aid to full-time, first-time undergraduate students

TYPE OF AID	PERCENTAGE OF STUDENTS RECEIVING AID	AVERAGE AMOUNT OF AID STUDENTS RECEIVE
Federal Grants (scholarships/fellowships)	48%	\$2,279
State/Local Grants (scholarships/fellowships)	53%	\$1,328
Institutional Grants (scholarships/fellowships)	34%	\$512
Loans to students	80%	\$2,422

WASHINGTON COUNTY TECHNICAL COLLEGE

GENERAL INFORMATION 2000-2001

WASHINGTON COUNTY TECHNICAL COLLEGE
RR1 Box 22C
Calais, ME 04619

General Information: (207) 454-1000
Financial Aid Office: (207) 454-1033
Admissions Office: (207) 454-1049
Website Address: www.wctc.org

Mission Statement:

The mission of Washington County Technical College is to serve the state of Maine and the region with comprehensive, post-secondary technical education culminating with the associate degree, diploma, and/or certificate offered in a residential campus setting. The programs and services provided will prepare and sustain a diverse student body as competitive members of a world-class workforce and contributing members of society.

The role of Washington County Technical College is:

1. To accelerate the development of academic, technical and leadership skills of students seeking degrees in technological fields.
2. To instill in every graduate an appreciation for his or her individual responsibility for citizenship and leadership in a multicultural society.
3. To provide lifelong educational experiences for individuals
4. To provide out-of-class learning experiences in the environment of a quality campus community
5. And to develop strategic alliances and partnerships with government, business, and industry which to enhance the economic development of the state and the region.

Type of Institution:	Public, 2-year
Title IV Eligible	
Degrees/Certificates Offered:	Certificate of at least one but less than two academic years Associate's degree Certificate of at least two but less than four academic years
Calendar System:	Semester
Data Used in the Selection of Entering Freshmen:	High school diploma or its equivalent Evidence of ability to benefit from instruction Score on TOEFL for foreign applicants or an equivalent test Other

WASHINGTON COUNTY TECHNICAL COLLEGE (cont.)

Regional Accreditation: New England Association of Schools and Colleges
Commission on Technical and Career Institutions

National Institutional and
Specialized Accrediting Bodies: None

STUDENT CHARGES FOR ACADEMIC YEAR

	2000	1999	1998
TUITION AND FEES			
In-State	\$2,663	\$2,358	\$2,358
Out-of-State	\$5,174	\$5,397	\$5,397
BOOKS AND SUPPLIES	\$500	\$350	\$350
ON CAMPUS			
Room and Board	\$1,600	\$1,500	\$1,500
Other Expenses	\$1,371	\$1,232	\$1,232
OFF-CAMPUS			
Room and Board	\$4,168	\$4,015	\$4,015
Other Expenses	\$1,316	\$1,232	\$1,232
OFF-CAMPUS WITH FAMILY			
Other Expenses	\$2,098	\$2,020	\$2,020

*New England Regional Student Program 1998/1999 Rate \$102

WASHINGTON COUNTY TECHNICAL COLLEGE (cont.)

FALL ENROLLMENT

	1999	2000
Total Enrollment:	387	239
Percent of Undergraduate by Gender:		
Male	49.9%	51.9%
Female	50.1%	48.1%
Percent of Undergraduate Enrollment by Race/Ethnicity:		
Non-resident alien	1.0%	0.8%
Black non-Hispanic	0.3%	0.0%
American Indian or Alaskan Native	10.9%	19.6%
Asian or Pacific Islander	0.0%	0.0%
Hispanic	0.3%	0.4%
White non-Hispanic	61.8%	63.6%
Race/Ethnicity Unknown	25.8%	15.5%
Student Counts:		
Full-time, First-time Undergraduates	119	119
% Full-time, First-Time Undergraduates	30.7%	43%

AWARDS/DEGREES

Conferred between July 1, 1999 and June 30, 2000

Associate's Degrees, Total:	39
Largest Majors:	Awards/Degrees Conferred
Business Management & Admin. Services	30
Vocational Home Economics	4
Multi/Interdisciplinary Studies	3
Mechanics and Repairers	2
Precision Production Trades	0

WASHINGTON COUNTY TECHNICAL COLLEGE (cont.)

PROGRAMS OFFERED

<u>PROGRAMS OFFERED</u>	<u>AWARD/DEGREE</u>
<u>Automotive, Machining and Related</u>	Diploma
Automotive mechanics	Certificate
Automotive Technology	Certificate
Diesel Services	Certificate
Heavy Equipment Maintenance	Certificate
Heavy Equipment Operation	Certificate
Welding Fabrication Technology	Certificate
<u>Construction (and Related)</u>	Diploma
Building Construction (Technical)	Certificate
Carpentry/Residential Construction	Certificate
Heating	Certificate
Plumbing	Certificate
<u>Creative Arts</u>	
Culinary Arts	Certificate
<u>Education</u>	
Early Childhood Education	Associate
<u>Electrical and Electronics</u>	
Computer Electronics	Associate
Electricity (Residential)	Certificate
<u>Food and Nutrition</u>	
Culinary Arts	Certificate
Food Service Administration	Certificate
Food Technology (Preparation)	Certificate
<u>Marine Studies</u>	
Boatbuilding Technology	Diploma
Marine and Industrial Coating	Certificate
Marine and Recreational Mechanics	Certificate

WASHINGTON COUNTY TECHNICAL COLLEGE (cont.)

FINANCIAL AID 1999-2000

Financial aid to full-time, first-time undergraduate students

TYPE OF AID	PERCENTAGE OF STUDENTS RECEIVING AID	AVERAGE AMOUNT OF AID STUDENTS RECEIVE
Federal Grants (scholarships/fellowships)	22%	\$1,962
State/Local Grants (scholarships/fellowships)	11%	\$616
Institutional Grants (scholarships/fellowships)	25%	\$1,379
Loans to students	36%	\$3,743

YORK COUNTY TECHNICAL COLLEGE

GENERAL INFORMATION 2000-2001

YORK COUNTY TECHNICAL COLLEGE

112 College Drive
Wells, ME 04090

General Information: (207) 646-9282
Financial Aid Office: (207) 646-9282 x 310
Admissions Office: (207) 646-9282 x 304
Website Address: www.yctc.net

Mission Statement:

The mission of York County Technical College is to serve the citizens of York County by providing (1) education to individuals leading to jobs and self-fulfillment, (2) training for business and industry to develop a highly qualified workforce, and (3) participation in economic development initiatives for York County and the state of Maine.

The primary goals of YCTC are to (1) provide associate degree and certificate programs for individual students, (2) develop customized training programs for business and industry, and (3) promote economic development for the region.

Type of Institution: Public, 2-year
Title IV Eligible
Degrees/Certificates Offered: Certificate of at least one but less than two academic years
Associate's degree
Calendar System: Semester
Data Used in the Selection of Entering Freshmen: High school diploma or its equivalent
Admissions test scores (Other)
Regional Accreditation: New England Association of Schools and Colleges
Commission on Technical and Career Institutions
National Institutional and Specialized Accrediting Bodies: None

YORK COUNTY TECHNICAL COLLEGE (cont.)

STUDENT CHARGES FOR ACADEMIC YEAR

	2000	1999	1998
TUITION AND FEES			
In-State	\$3,144	\$3,144	\$3,144
Out-of-State	\$5,736	\$5,736	\$5,736
BOOKS AND SUPPLIES	\$714	\$714	\$714
ON CAMPUS			
Room and Board	N/A	N/A	N/A
Other Expenses	N/A	N/A	N/A
OFF-CAMPUS			
Room and Board	\$4,416	\$4,416	\$4,346
Other Expenses	\$3,643	\$3,643	\$3,530
OFF-CAMPUS WITH FAMILY			
Other Expenses	\$1,915	\$1,915	\$1,830

FALL ENROLLMENT

	1999	2000
Total Enrollment:	704	705
Percent of Undergraduate by Gender:		
Male	46.0%	47%
Female	54.0%	53%
Percent of Undergraduate Enrollment by Race/Ethnicity:		
Non-resident alien	0.0%	0.0%
Black non-Hispanic	0.0%	0.0%
American Indian or Alaskan Native	0.1%	0.0%
Asian or Pacific Islander	0.0%	0.0%
Hispanic	0.0%	0.0%
White non-Hispanic	2.3%	1.2%
Race/Ethnicity Unknown	97.6%	98.9%
Student Counts:		
Full-time, First-time Undergraduates	27	38
% Full-time, First-Time Undergraduates	3.8%	4%

YORK COUNTY TECHNICAL COLLEGE (cont.)

AWARDS/DEGREES

Conferred between July 1, 1999 and June 30, 2000

Associate's Degrees, Total:	55
Largest Majors:	Awards/Degrees Conferred
Business Management & Admin. Services	35
Home Economics, General	9
Precision Production Trades	8
Personal and Miscellaneous Services	3

PROGRAMS OFFERED

<u>PROGRAMS OFFERED</u>	<u>AWARD/DEGREE</u>
<u>Business</u>	
Accounting	Associate
Business Administration	Associate
Computer Programming/Applications Networking	Associate/Certificate
Hotel, Motel & Rest. Mgt./Hotel, Rest. & Tourism	Associate
Office Information Management	Associate/Certificate
Small Business Management	Certificate
<u>Creative Arts</u>	
Culinary Arts	Associate
<u>Education</u>	
Early Childhood Education	Associate/Certificate
<u>Food and Nutrition</u>	
Culinary Arts	Associate
Food Technology (Preparation)	Certificate
<u>Graphic Communications</u>	
Computer Aided Drafting and Design	Associate/Certificate
<u>Leisure Industry</u>	
Community Recreation	Associate/Certificate
<u>Office Management and Secretarial</u>	
Office Information Management	Associate/Certificate
<u>Interdisciplinary Studies</u>	
General Studies	Associate
General Technology	Associate
Special Studies	Associate


YORK COUNTY TECHNICAL COLLEGE (cont.)

FINANCIAL AID 1999-2000

Financial aid to full-time, first-time undergraduate students

TYPE OF AID	PERCENTAGE OF STUDENTS RECEIVING AID	AVERAGE AMOUNT OF AID STUDENTS RECEIVE
Federal Grants (scholarships/fellowships)	37%	\$2,470
State/Local Grants (scholarships/fellowships)	11%	\$2,105
Institutional Grants (scholarships/fellowships)	4%	\$1,334
Loans to students	48%	\$3,670

PART III
INSTITUTIONAL CHARACTERISTICS
2000



PRIVATE INSTITUTIONS

ANDOVER COLLEGE

GENERAL INFORMATION 2000-2001

ANDOVER COLLEGE
901 Washington Avenue
Portland, ME 04103

General Information: (207) 774-6126
Financial Aid Office: (207) 774-6126
Admissions Office: (207) 774-6126
Web Site Address: www.andovercollege.com

MISSION STATEMENT:

The mission of Andover College (as determined by the Board of Directors) is to provide students with business competency by offering a quality college education that strives to meet their needs and the needs of the business community. The College is committed to providing an academic experience which will encourage students to be flexible, tolerant, responsible, and honest citizens and to assisting every graduate in obtaining employment in their chosen field.

To achieve this Mission, the College is dedicated to the following purposes:

1. To offer two year associate degrees in applied science in current and relevant programs which qualify students for entry-level positions in their respective career fields.
2. To offer short-term certificates of advanced study and individual continuing education courses which allow individuals to update their skills or enhance their professional qualifications.
3. To insure that all qualified students have the chance to receive a college education in the shortest possible time utilizing the modular system and at a competitive cost.
4. To maintain sound, practical, and comprehensive educational programs which meet the needs of today's adult student and provide a core foundation in basic knowledge and technical principles and the application of this knowledge to the career field and world of work.
5. To provide students with general studies courses which support the core courses and enhance the student's potential for personal enrichment and a satisfying future in their chosen profession and allowing them to be contributing members of society.
6. To provide an educational environment conducive to learning for a diverse population and allowing students to realize their full potential and ability and to provide a work environment that is conducive to academic and professional growth.
7. To assist all graduates in the obtainment of employment related to their field of study through the cooperative education program and lifetime placement assistance.
8. To provide highly qualified faculty, staff, and administration whose goals are consistent with the Mission of the College.
9. To seek appropriate accreditation of its programs by accrediting organizations in order to maintain outside review and ensure quality education for graduates.
10. To encourage and inspire students to become life-long learners by facilitating access to the College as well as the educational community at large.

Andover College Philosophy and Purpose

Understanding that the majority of individuals will work within the business world, Andover College dedicates itself to preparing students for entry into the business community. The

ANDOVER COLLEGE (cont.)

curriculum grows to meet the technological and educational advancements in business practices and procedures, while offering foundation courses inherent to any successful business. For students seeking a business education, Andover College offers a variety of degree programs in Accounting, Business Administration, Computer Science, Criminal Justice, Medical Assisting, Office Management, and Paralegal Studies.

The modular system of scheduling was originated by Andover college in 1973. Students receive intensive, short-term study in two or three subject areas, rather than extensive, long-term learning in five or six subject areas. Students attend eight-week modular classes year round. This benefits students and the business community by training many competent individuals in a shorter time period and sending them intermittently into local and state-wide job markets.

The College offers an open admission policy in the belief that *everyone* has the right to higher education and should have equal opportunity to pursue that education.

Type of Institution:	Private for profit, 2-year
Title IV Eligible	
Degrees/Certificates Offered:	Certificate to Less-than-2-years Associate's degree
Calendar System:	Semester
Data Used in the Selection of Entering Freshmen:	High school diploma or its equivalent
1994 Carnegie Classification:	Associate of Arts Colleges--These institutions offer associate certificate of degree programs and, with few exceptions, offer no baccalaureate degrees.
Regional Accreditation:	New England Association of Schools and Colleges Commission on Technical and Career Institutions
National Institutional and Specialized Accrediting Bodies:	None

STUDENT CHARGES FOR ACADEMIC YEAR

	2000	1999	1998
TUITION AND FEES	\$5,400	\$5,400	\$5,000
BOOKS AND SUPPLIES	\$800	\$700	\$700
ON CAMPUS			
Room and Board	\$8,825	N/A	N/A
Other Expenses	\$2,325	N/A	N/A
OFF-CAMPUS			
Room and Board	\$5,225	\$5,225	\$5,090
Other Expenses	\$2,325	\$2,325	\$2,290

ANDOVER COLLEGE (cont.)

OFF-CAMPUS WITH FAMILY

Other Expenses	\$2,325	\$2,325	\$2,290
----------------	---------	---------	---------

*Each program has separate lab fees and each student is charged a graduation fee in their senior year. Lab and graduation fees are \$75 each.

FALL ENROLLMENT

	1999	2000
Total Enrollment:	582	554
Percent of Undergraduate by Gender:		
Male	28.9%	28.90%
Female	71.1%	71.10%
Percent of Undergraduate Enrollment by Race/Ethnicity:		
Non-resident alien	0.0%	0.00%
Black non-Hispanic	2.4%	2.40%
American Indian or Alaskan Native	0.3%	0.30%
Asian or Pacific Islander	0.9%	0.90%
Hispanic	0.7%	0.70%
White non-Hispanic	95.7%	95.70%
Student Counts:		
Full-time, First-time Undergraduates	87	87.00%
% Full-time, First-Time Undergraduates	14.9%	16%

AWARDS/DEGREES

Conferred between July 1, 1999 and June 30, 2000

Associate's Degrees, Total:	205
Largest Majors:	Awards/Degrees Conferred
Business Mang. and Admin. Services	131
Health Profession and Related Services	41
Law and Legal Studies	18
Protective Services	15
Vocational Home Economics	0

PROGRAMS OFFERED

<u>PROGRAMS OFFERED</u>	<u>AWARD/DEGREE</u>
<u>Business</u>	
Accounting	Associate
Business Administration	Associate
Business Management	Associate
Information Mgmt. Technology	Associate/Certificate

ANDOVER COLLEGE (cont.)



PROGRAMS OFFERED

AWARD/DEGREE

Education	
Child Care/Guidance Workers & Manager, Gen	Associate/Certificate
Health Fields	
Medical Assistant	Associate
Law and Public Safety	
Criminal Justice Studies	Associate
Paralegal	Associate/Certificate
Office Management and Secretarial	
Administrative Assistant/ Secretarial Sci	Associate/Certificate
Mgmt. Info. Systems & Bus. Data Process	Associate/Certificate
Travel and Tourism Management	Associate/Certificate

FINANCIAL AID 1999-2000

Financial aid to full-time, first-time undergraduate students

TYPE OF AID	PERCENTAGE OF STUDENTS RECEIVING AID	AVERAGE AMOUNT OF AID STUDENTS RECEIVE
Federal Grants (scholarships/fellowships)	57%	\$1,927
State/Local Grants (scholarships/fellowships)	14%	\$1,250
Institutional Grants (scholarships/fellowships)	6%	\$1,410
Loans to students	71%	\$5,387

BANGOR THEOLOGICAL SEMINARY

GENERAL INFORMATION 2000-2001

BANGOR THEOLOGICAL SEMINARY
300 Union Street
Bangor, ME 04401-14699

General Information: (207) 942-6781 x 111
Financial Aid Office: (207) 942-6781 x 136
Admissions Office: (207) 942-6781 x 126
Website Address: www.BTS.edu

Mission Statement:

Bangor Theological Seminary is an ecumenical seminary in the Congregational tradition of the United Church of Christ. It is committed primarily to:

1. Equip men and women for the work of Christian ministries;
2. Serve as an intellectual center for the continuing sustenance and transformation of the church and the world;
3. Provide for the study of religion, and;
4. Embody a public ministry within the local communities of northern New England.

Type of Institution: Private not-for-profit, 4-year or above
Title IV Eligible: Master's
First-professional

Calendar System: Semester
Data Used in the Selection of Entering Freshmen: High school diploma or its equivalent
Evidence of ability to benefit from instruction
Score on TOEFL for foreign applicants or an equivalent test

1994 Carnegie Classification: Theological Seminaries, Bible Colleges and other institutions offering degrees in religion—This category includes institutions at which the primary purpose is to offer religious instruction or train members of the clergy.

Regional Accreditation: New England Association of Schools and Colleges
Commission on Institutions of Higher Education

BANGOR THEOLOGICAL SEMINARY(cont.)

National Institutional and
Specialized Accrediting Bodies: Association of Theological Schools in the United States and
Canada
Theology--Freestanding school, as well as programs
affiliated with larger institutions, offering graduate
professional education for ministry and graduate
study of theology

STUDENT CHARGES FOR ACADEMIC YEAR

	2000	1999	1998
TUITION AND FEES			
In-State	\$8,550	N/A	N/A
Out-of-State	N/A	N/A	N/A
BOOKS AND SUPPLIES	\$746	N/A	N/A
ON CAMPUS			
Room and Board	\$9,760	N/A	N/A
Other Expenses	\$3,773	N/A	N/A
OFF-CAMPUS			
Room and Board	\$9,760	N/A	N/A
OFF-CAMPUS WITH FAMILY			
Other Expenses	\$9,760	N/A	N/A

FALL ENROLLMENT

	1999	2000
Total Enrollment:	105	84
Undergraduate Enrollment:	31	6
Percent of Undergraduate by Gender:		
Male	51.6%	N/A
Female	48.4%	N/A
Percent of Undergraduate Enrollment by Race/Ethnicity:		
Non-resident alien	0.0%	N/A
Black non-Hispanic	3.2%	N/A
American Indian or Alaskan Native	0.0%	N/A
Asian or Pacific Islander	0.0%	N/A
Hispanic	0.0%	N/A

BANGOR THEOLOGICAL SEMINARY (cont.)

White non-Hispanic	83.9%	N/A
Race/Ethnicity Unknown	12.9%	N/A

AWARDS/DEGREES

Conferred between July 1, 1999 and June 30,2000

Bachelor's Degrees, Total:	N/A
Largest Majors:	Awards/Degrees Conferred
Theology/Theological Studies	15

PROGRAMS OFFERED

<u>PROGRAMS OFFERED</u>	<u>AWARD/DEGREE</u>
Humanities	
Theology/Theological Studies	Diploma/Masters
Divinity/Ministry	Diploma/ First Prof.

FINANCIAL AID 1999-2000

Financial aid to full-time, first-time undergraduate students

TYPE OF AID	PERCENTAGE OF STUDENTS RECEIVING AID	AVERAGE AMOUNT OF AID STUDENTS RECEIVE
Federal Grants (scholarships/fellowships)	33%	\$4,500
State/Local Grants (scholarships/fellowships)	33%	\$1,000
Institutional Grants (scholarships/fellowships)	33%	\$1,500
Loans to students	33%	\$6,625

BANGOR THEOLOGICAL SEMINARY

GENERAL INFORMATION 2000-2001

BANGOR THEOLOGICAL SEMINARY

159 State Street
Portland, ME 04101

General Information: (207) 774-5212
Financial Aid Office: (207) 942-6781 x 136
Admissions Office: (207) 942-6781 x 126
Website Address: www.BTS.edu

Mission Statement:

Bangor Theological Seminary is an ecumenical seminary in the Congregational tradition of the United Church of Christ. It is committed primarily to:

1. Equip men and women for the work of Christian ministries;
2. Serve as an intellectual center for the continuing sustenance and transformation of the church and the world;
3. Provide for the study of religion, and;
4. Embody a public ministry within the local communities of northern New England.

Type of Institution:	Private not-for-profit, 4-year or above
Title IV Eligible	
Degrees/Certificates Offered:	Master's Less-than-4-years First-professional
Calendar System:	Semester
Data Used in the Selection of Entering Freshmen:	High school diploma or its equivalent Evidence of ability to benefit from instruction Score on TOEFL for foreign applicants or an equivalent test
1994 Carnegie Classification:	Theological Seminaries, Bible Colleges and other institutions offering degrees in religion—This category includes institutions at which the primary purpose is to offer religious instruction or train members of the clergy.
Regional Accreditation:	New England Association of Schools and Colleges Commission on Institutions of Higher Education

BANGOR THEOLOGICAL SEMINARY (cont.)

National Institutional and
Specialized Accrediting Bodies: Association of Theological Schools in the United States and
Canada
Theology--Freestanding school, as well as programs
affiliated with larger institutions, offering graduate
professional education for ministry and graduate
study of theology

STUDENT CHARGES FOR ACADEMIC YEAR

	2000	1999	1998
TUITION AND FEES			
In-State	\$8,550	N/A	N/A
Out-of-State	\$746	N/A	N/A
BOOKS AND SUPPLIES	N/A	N/A	N/A
ON CAMPUS			
Room and Board	N/A	N/A	N/A
Other Expenses	N/A	N/A	N/A
OFF-CAMPUS			
Room and Board	\$9,760	N/A	N/A
OFF-CAMPUS WITH FAMILY			
Other Expenses	\$3,773	N/A	N/A

BANGOR THEOLOGICAL SEMINARY (cont.)

FALL ENROLLMENT

	1999	2000
Total Enrollment:	39	39
Percent by Gender:		
Male	30.8%	30.8%
Female	69.2%	69.2%
Percent of Enrollment by Race/Ethnicity:		
Non-resident alien	0.0%	0.0%
Black non-Hispanic	0.0%	0.0%
American Indian or Alaskan Native	0.0%	0.0%
Asian or Pacific Islander	0.0%	0.0%
Hispanic	2.6%	2.6%
White non-Hispanic	71.8%	71.8%
Race/Ethnicity Unknown	25.6%	25.6%

AWARDS/DEGREES

Conferred between July 1, 1999 and June 30, 2000

First- Professional Degree Total:	3
Largest Majors:	Awards/Degrees Conferred
Theology/Theological Studies	3

*Bangor Theological Seminary (Portland Site) conferred no Bachelor's Degrees for the 1998-1999 academic year.

PROGRAMS OFFERED

<u>PROGRAMS OFFERED</u>	<u>AWARD/DEGREE</u>
Humanities	
Theology/Theological Studies	Diploma/Masters
Divinity/Ministry	Diploma/First- Prof.

BANGOR THEOLOGICAL SEMINARY (cont.)

FINANCIAL AID 1999-2000

Financial aid to full-time, first-time undergraduate students

TYPE OF AID	PERCENTAGE OF STUDENTS RECEIVING AID	AVERAGE AMOUNT OF AID STUDENTS RECEIVE
Federal Grants (scholarships/fellowships)	N/A	N/A
State/Local Grants (scholarships/fellowships)	N/A	N/A
Institutional Grants (scholarships/fellowships)	N/A	N/A
Loans to students	N/A	N/A

BATES COLLEGE

GENERAL INFORMATION 1999-2000

BATES COLLEGE

2 Andrews Road, 202 Lane Hall
Lewiston, ME 04240

General Information: (207) 786-6255
Financial Aid Office: (207) 786-6060
Admissions Office: (207) 786-6000
Web Site Address: www.bates.edu

Mission Statement:

Bates is a college of the liberal arts and sciences, nationally recognized for the qualities of the educational experience it provides. It is a coeducational, nonsectarian, residential college with special commitments to academic rigor, and to assuring in all of its efforts the dignity of each individual, and access to its programs and opportunities by qualified learners. Bates prizes both the inherent value of a demanding education and the profound usefulness of learning, teaching, and understanding. Moreover, throughout the history of the College, Bates's graduates have linked education with service, leadership, and obligations beyond themselves.

As a college of the liberal arts and sciences, Bates offers a curriculum and faculty that challenge students to attain intellectual achievements and to develop powers of critical assessment, analysis, expression, aesthetic sensibility, and independent thought. In addition, Bates recognizes that learning is not exclusively restricted to cognitive categories, and that the full range of human experience needs to be encouraged and cultivated. The College expects students to appreciate the discoveries and insights of established traditions of learners, as well as to participate in the resolution of what is unknown.

Bates is committed to an open and supportive residential environment. The College's programs are designed to encourage student development and to foster student leadership, service, and creativity. The College sponsors cultural, volunteer, athletic, social, and religious opportunities which are open to all students, and values participation in these activities.

Bates also recognizes that it has responsibilities to the larger community. Where possible when consistent with its primary responsibilities to its students, faculty, and alumni, the College makes available its educational and cultural resources, its expertise, and its collective energies to professional as well as to regional communities outside the institution.

Type of Institution:	Private not-for-profit, 4-year or above
Title IV Eligible	
Awards/Degrees Offered:	Bachelor's Degree
Calendar System:	4-1-4
Data Used in the Selection of Entering Freshmen:	High school diploma or its equivalent High school class standing Admissions test scores (SAT, ACT, Other) Evidence of ability to benefit from institution Score on TOEFL for foreign applicants of an equivalent test Writing Samples Recommendations

BATES COLLEGE (cont.)

1994 Carnegie Classification	Baccalaureate (Liberal Arts) Colleges I—These institutions are primarily undergraduate colleges with major emphasis on baccalaureate degree programs. They award 40 percent or more of their baccalaureate degrees in liberal arts fields and are restrictive in admissions.
Regional Accreditation:	New England Association of Schools and Colleges Commission on Institutions of Higher Education
National Institutional and Specialized Accrediting Bodies:	None

STUDENT CHARGES FOR ACADEMIC YEAR

	2000	1999	1998
TUITION AND FEES	\$32,650	\$31,400	\$30,070
BOOKS AND SUPPLIES	N/A	\$1,750	\$1,590

*Bates College charges a single comprehensive fee which includes tuition, fees, room and board

FALL ENROLLMENT

	1999	2000
Total Enrollment:	1,706	1694
Undergraduate Enrollment:	1,706	1694
Percent of Undergraduate by Gender:		
Male	48.9%	47.80%
Female	51.1%	50.90%
Percent of Undergraduate Enrollment by Race/Ethnicity:		
Non-resident alien	4.3%	N/A
Black non-Hispanic	2.2%	N/A
American Indian or Alaskan Native	0.1%	N/A
Asian or Pacific Islander	4.0%	N/A
Hispanic	1.4%	N/A
White non-Hispanic	43.7%	N/A
Race/Ethnicity Unknown	4.0%	N/A
Student Counts:		
Full-time, First-time Undergraduates	479	N/A
% Full-time, First-Time Undergraduates	28.1%	N/A

BATES COLLEGE (cont.)

AWARDS/DEGREES

Conferred between July 1, 1999 and June 30, 2000

Bachelor's Degrees, Total	479
Largest Majors:	Awards/Degrees Conferred
Biology, General	66
Psychology, General	38
English Language/Lit, Gen	44
Political Science, General	142
Conservation and Renewable Natural Resources	33

PROGRAMS OFFERED

<u>PROGRAMS OFFERED</u>	<u>AWARD/DEGREE</u>
<u>Behavioral and Social Sciences</u>	
Anthropology	Baccalaureate
Economics	Baccalaureate
History	Baccalaureate
Political Science	Baccalaureate
Psychology	Baccalaureate
Sociology	Baccalaureate
<u>Business</u>	
Economics/Computer Information Systems/Financial	Baccalaureate
<u>Creative Arts</u>	
Art History	Baccalaureate
Music	Baccalaureate
Theater Arts/Drama	Baccalaureate
<u>Environmental and Natural Resources</u>	
Environmental Studies (Environmental Biology)	Baccalaureate
<u>Ethnic Studies</u>	
Afro-American Studies	Baccalaureate
Asian Studies	Baccalaureate
<u>Humanities</u>	
Art History	Baccalaureate
English	Baccalaureate
East Asian Languages	Baccalaureate
French	Baccalaureate
German	Baccalaureate
Music	Baccalaureate
Philosophy	Baccalaureate
Religion	Baccalaureate
Russian	Baccalaureate
Spanish	Baccalaureate
Theater Arts	Baccalaureate

BATES COLLEGE (cont.)

<u>Life Sciences</u>	
Biochemistry	Baccalaureate
Biology	Baccalaureate
Neuroscience	Baccalaureate
<u>Natural and Applied Science</u>	
Chemistry	Baccalaureate
Geology	Baccalaureate
Mathematics	Baccalaureate
Physics	Baccalaureate
<u>Interdisciplinary Studies</u>	
Multidisciplinary Major	Baccalaureate
Women's Studies	Baccalaureate

FINANCIAL AID 1999-2000

TYPE OF AID	PERCENTAGE OF STUDENTS RECEIVING AID	AVERAGE AMOUNT OF AID STUDENTS RECEIVE
Federal Grants (scholarships/fellowships)	10%	\$2,185
State/Local Grants (scholarships/fellowships)	23%	\$2,752
Institutional Grants (scholarships/fellowships)	45%	\$18,718
Loans to students	41%	\$3,356

BEAL COLLEGE

GENERAL INFORMATION 2000-2001

BEAL COLLEGE
629 Main Street
Bangor, ME 04401

General Information: (207) 947-5691
Financial Aid Office: (207) 947-4591
Admissions Office: (207) 947-4591
Web Site Address: www.bealcollege.com

Type of Institution: Private for-profit, 2-year
Title IV Eligible Associate's degree

Calendar System: Modular 8-week term with semester credit
Data Used in the Selection of Entering Freshmen: High school diploma or its equivalent
Admissions test scores (Other)
Score on TOEFL for foreign applicants of an equivalent test

1994 Carnegie Classification Associate of Arts Colleges--These institutions offer associate of arts certificate or degree programs and, with few exceptions, offer no baccalaureate degrees.

National Institutional and Specialized Accrediting Bodies: Accrediting Council for Independent Colleges and Schools
Business--Junior colleges of business

STUDENT CHARGES FOR ACADEMIC YEAR

	2000	1999	1998
TUITION AND FEES	\$4,958	\$4,800	\$4,800
BOOKS AND SUPPLIES	\$900	\$850	\$850

*Tuition in Criminal Justice programs is slightly higher than in other programs. Lab fees for Medical Administrative Assisting, Travel and Tourism, and Secretarial Sciences programs are higher than in other programs.

BEAL COLLEGE (cont.)

FALL ENROLLMENT

	1999	2000
Total Enrollment:	368	338
Undergraduate Enrollment:	368	338
Percent of Undergraduate by Gender:		
Male	22.8%	17.9%
Female	77.2%	73.9%
Percent of Undergraduate Enrollment by Race/Ethnicity:		
Non-resident alien	0.0%	0%
Black non-Hispanic	0.0%	0%
American Indian or Alaskan Native	0.3%	0.3%
Asian or Pacific Islander	0.3%	0.3%
Hispanic	0.0%	0.0%
White non-Hispanic	92.9%	92.9%
Race/Ethnicity Unknown	6.5%	6.5%
Student Counts:		
Full-time, First-time Undergraduates	78	59
% Full-time, First-Time Undergraduates	21.2%	16%

AWARDS/DEGREES

Conferred between July 1, 1999 and June 30, 2000

Associate's Degrees, Total:	65
Largest Majors:	Awards/Degrees Conferred
Medical Assistant	20
Admin Asst/Sec Sci, Gen	6
Criminal Justice Studies	18
Paralegal/Legal Assistant	2
Travel--Tourism Management	10

BEAL COLLEGE (cont.)

PROGRAMS OFFERED

<u>PROGRAMS OFFERED</u>	<u>AWARD/DEGREE</u>
<u>Business</u>	
Accounting	Associate
Business Administration	Associate
Business Management	Associate
Management	Associate/Certificate
Merchandising	Associate
Office Information Management	Associate
Office System Technology	Associate
Travel and Tourism (Hospitality)	Associate
<u>Health Fields</u>	
Health Administration/Sciences	Associate
Medical Assistant	Associate
Medical Lab. Technology/Clinical Lab. Sciences	Associate
Medical	Associate
<u>Law and Public Safety</u>	
Criminal Justice/Criminology	Associate
Law Enforcement Technology/Legal Technology	Associate
Paralegal	Associate/Certificate
<u>Leisure Industry</u>	
Travel and Airline Careers	Associate
<u>Office Management and Secretarial</u>	
Administrative Assistant	Associate
Medical Assistant/Secretary	Associate
Medical Office Administration	Associate
Medical	Associate
Medical Transcription	Certificate
Office Information Management	Associate
Office Science Secretarial	Associate

BEAL COLLEGE (cont.)

FINANCIAL AID 1999-2000

TYPE OF AID	PERCENTAGE OF STUDENTS RECEIVING AID	AVERAGE AMOUNT OF AID STUDENTS RECEIVE
Federal Grants (scholarships/fellowships)	71%	\$16
State/Local Grants (scholarships/fellowships)	28%	\$986
Institutional Grants (scholarships/fellowships)	7%	\$306
Loans to students	70%	\$2,576

BOWDOIN COLLEGE

GENERAL INFORMATION 2000-2001

BOWDOIN COLLEGE
5000 College Station
Brunswick, ME 0401-8441

General Information:	(207) 725-3000
Financial Aid Office:	(207) 725-3273
Admissions Office:	(207) 725-3100
Web Site Address:	www.bowdoin.edu

The Purpose of the College:

Bowdoin College believes strongly that there is an intrinsic value in a liberal arts education, for the individual student, for the College as an institution, and for society as a whole. Historically, the arrangement of courses and instruction that combine to produce liberal arts education has changed and undoubtedly will continue to change, but certain fundamental and underlying goals remain constant.

It is difficult to define these goal without merely repeating old verities, but certain points are critical. The thrust of a liberal arts education is not the acquisition of a narrow, technical expertise; it is not a process of coating young people with a thin veneer of "civilization." That is not to say that liberal arts education in any way devalues specific knowledge or the acquisition of fundamental skills. On the contrary, an important aspect of a sound liberal arts education is the development of the power to read with critical perception, to think coherently, to write effectively, to speak with force and clarity, and to act as a constructive member of society. But liberal arts education seeks to move beyond the acquisition of specific knowledge and skills toward the acquisition of an understanding of humankind, nature, and the interaction of the two, and toward the development of a characteristic style of thought that is informed, questioning, and marked by the possession of intellectual courage. When defined in terms of its intended product, the purpose of the College is to train professionally competent people of critical and innovative mind who can grapple with the technical complexities of our age and whose flexibility and concern for humanity are such that they offer us a hope of surmounting the increasing depersonalization and dehumanization of our world. The College does not seek to transmit a specific set of values; rather, it recognizes a formidable responsibility to teach students what values are and to encourage them to develop their own.

Liberal arts education is, in one sense, general, because it is concerned with many different areas of human behavior and endeavor, many civilizations of the world, many different aspects of the human environment. It seeks to encourage the formation of habits of curiosity, rigorous observation, tolerant understanding, and considered judgment, while at the same time fostering the development of varied modes of communicative and artistic expression. This concern for breadth and for the appreciation of varying modes of perception is combined with a commitment to study some particular field of learning in sufficient depth to ensure relative mastery of its content

BOWDOIN COLLEGE (cont.)

and methods. In short, a liberal arts education aims at fostering the development of modes of learning, analysis, judgment, and expression that are essential both to subsequent professional training and to the ongoing process of self-education by which one refines one's capacity to function autonomously as an intellectual and moral being.

To achieve these goals, the faculty of the College must strive constantly to live up to their commitment in their course offerings, as must students in their course selections. The commitment is a collective one on the part of the College community. Each of the academic components of the College is under a heavy obligation to make its field of study accessible in some manner to the entire student body and to satisfy the needs of the nonmajor as well as those of the specialist.

The College is not and should not be insulated from the problems of the world. Rather, the College is a collection of people deeply involved in their community, their nation, and their world. When liberal arts education is faithful to its mission, it encourages and trains young people who are sensitive to the crucial problems of our time and who have the kind of mind and the kind of inspiration to address them fearlessly and directly. This is its goal and the standard by which it should be judged.

Type of Institution:	Private not-for-profit, 4-year or above
Title IV Eligible	
Awards/Degrees Offered:	Bachelor's Degree
Calendar System:	Semester
Data Used in the Selection of Entering Freshmen:	High school diploma or its equivalent High school class standing Admissions test scores (SAT) Evidence of ability to benefit from institution Score on TOEFL for foreign applicants of an equivalent test Special Talents
1994 Carnegie Classification	Baccalaureate (Liberal Arts) Colleges I--These institutions are primarily undergraduate colleges with major emphasis on baccalaureate degree programs. They award 40 percent or more of their baccalaureate degrees in liberal arts fields and are restrictive in admissions.
Regional Accreditation:	New England Association of Schools and Colleges Commission on Institutions of Higher Education
National Institutional and Specialized Accrediting Bodies:	None

BOWDOIN COLLEGE (cont.)

STUDENT CHARGES FOR ACADEMIC YEAR

	2000	1999	1998
TUITION AND FEES	\$25,890	\$24,955	\$23,895
BOOKS AND SUPPLIES	\$800	\$750	\$720
ON-CAMPUS			
Room and Board	\$6,760	\$6,520	\$6,285
Other Expenses	\$1,100	\$1,075	\$1,050

FALL ENROLLMENT

	1999	2000
Total Enrollment:	1,608	1609
Undergraduate Enrollment:	1,608	1609
Percent of Undergraduate by Gender:		
Male	48.3%	49%
Female	51.7%	51%
Percent of Undergraduate Enrollment by Race/Ethnicity:		
Non-resident alien	2.2%	3.1%
Black non-Hispanic	2.1%	2.3%
American Indian or Alaskan Native	0.4%	0.4%
Asian or Pacific Islander	6.9%	7.4%
Hispanic	2.8%	3.1%
White non-Hispanic	81.6%	4.4%
Race/Ethnicity Unknown	4.0%	0.0%
Student Counts:		
Full-time, First-time Undergraduates	464	452
% Full-time, First-Time Undergraduates	28.9%	29%

BOWDOIN COLLEGE (cont.)

AWARDS/DEGREES

Conferred between July 1, 1999 and June 30, 2000

Bachelor's Degrees, Total	402
Largest Majors:	Awards/Degrees Conferred
Political Sci & Govt, Other	139
Biology, General	58
English Language/Lit, Gen	42
Archeology	31
History, General	27

PROGRAMS OFFERED

<u>PROGRAMS OFFERED</u>	<u>AWARD/DEGREE</u>
<u>Behavioral and Social Sciences</u>	
Anthropology	Baccalaureate
Economics	Baccalaureate
Government	Baccalaureate
History	Baccalaureate
Political Science	Baccalaureate
Psychology	Baccalaureate
Sociology	Baccalaureate
<u>Creative Arts</u>	
Art History	Baccalaureate
Music	Baccalaureate
<u>Environmental and Natural Resources</u>	
Environmental Studies (Environmental Biology)	Baccalaureate
<u>Ethnic Studies</u>	
Afro-American Studies	Baccalaureate
Asian Studies	Baccalaureate

BOWDOIN COLLEGE (cont.)

<u>PROGRAMS OFFERED</u>	<u>AWARD/DEGREE</u>
<u>Humanities</u>	
Art History	Baccalaureate
Classics/Classical Studies	Baccalaureate
Classics/Archaeology	Baccalaureate
English	Baccalaureate
French	Baccalaureate
German	Baccalaureate
Music	Baccalaureate
Philosophy	Baccalaureate
Religion	Baccalaureate
Russian	Baccalaureate
Spanish	Baccalaureate
<u>Life Sciences</u>	
Biochemistry	Baccalaureate
Biology	Baccalaureate
Neuroscience	Baccalaureate
<u>Natural and Applied Science</u>	
Chemical Physics	Baccalaureate
Chemistry	Baccalaureate
Computer Science/Mathematics	Baccalaureate
Geology	Baccalaureate
Geology/Chemistry	Baccalaureate
Mathematics	Baccalaureate
Mathematics/Computer Sciences	Baccalaureate
Mathematics/Economics	Baccalaureate
Physics	Baccalaureate
Physics/Astronomy	Baccalaureate
<u>Interdisciplinary Studies</u>	
Art History and Archaeology	Baccalaureate
Art History and Religion	Baccalaureate
Double Majors	Baccalaureate
English and English History	Baccalaureate
Geology And Physics	Baccalaureate
Latin American Studies	Baccalaureate
Liberal Arts	Baccalaureate
Self-Design/Designed Major	Baccalaureate
Women's Studies	Baccalaureate

BOWDOIN COLLEGE (cont.)

FINANCIAL AID 1999-2000

TYPE OF AID	PERCENTAGE OF STUDENTS RECEIVING AID	AVERAGE AMOUNT OF AID STUDENTS RECEIVE
Federal Grants (scholarships/fellowships)	9%	\$4,174
State/Local Grants (scholarships/fellowships)	21%	\$28
Institutional Grants (scholarships/fellowships)	36%	\$14,614
Loans to students	32%	\$3,344

COLBY COLLEGE

GENERAL INFORMATION 2000-2001

COLBY COLLEGE
4000 Mayflower Hill Drive
Waterville, ME 04901

General Information: (207) 872-3000
Financial Aid Office: (207) 872-3379
Admissions Office: (207) 872-3168
Web Site Address: www.colby.edu

Mission Statement:

Colby is committed to the belief that the best preparation for life, and especially for the professions that require specialized study, is a broad acquaintance with human knowledge. The Colby experience is designed to enable each student to find and fulfill his or her own unique potential. It is hoped that students will become critical and imaginative thinkers who are: welcoming of diversity and compassionate toward others; capable of distinguishing fact from opinion; intellectually curious and aesthetically aware; adept at synthesis as well as analysis; broadly educated with depth in some areas; proficient in writing and speaking; familiar with one or more scientific disciplines; knowledgeable about American and other cultures; able to create and enjoy opportunities for lifelong learning; willing to assume leadership roles as students and citizens; prepared to respond flexibly to the changing demands of the world of work; useful to society and happy with themselves.

Colby stands for diversity, without which we become parochial; for respect for various lifestyles and beliefs, without which we become mean-spirited; and for the protection of every individual against discrimination. In the classroom and outside, there is freedom to study, to think, to speak, and to learn in an environment that insists upon the free and open exchange of ideas and views.

The Colby Plan is a series of 10 educational precepts that reflect the principal elements of a liberal arts education and serve as a guide for making reflective course choices, for measuring educational growth, and for planning for education beyond college. Students are urged to pursue these objectives not only in their course work but also through educational and cultural events, campus organizations and activities, and service to others. These precepts, which the College believes are at the heart of a liberal arts education are:

1. To develop one's capability for critical thinking, to learn to articulate ideas both orally and in writing, to develop a capacity for independent work, and to exercise the imagination through direct, disciplined involvement in the creative process;
2. To become knowledgeable about American culture and the current and historical interrelationships among people and nations;
3. To become acquainted with other cultures by learning a foreign language and by living and studying in another country or by closely examining a culture other than one's own;
4. To learn how people different from oneself have contributed to the richness and diversity of society, how prejudice limits such personal and cultural enrichment, and how each individual can confront intolerance;
5. To understand and reflect searchingly upon one's own values and the values of others;

COLBY COLLEGE (cont.)

6. To become familiar with the art and literature of a wide range of cultures and historical periods;
7. To explore in some detail one or more scientific disciplines, including experimental methods, and to examine the interconnections between developments in science and technology and the quality of human life;
8. To study the ways in which natural and social phenomena can be portrayed in quantitative terms and to understand the effects and limits of the use of quantitative data in forming policies and making decisions;
9. To study one discipline in depth, to gain an understanding of that discipline's methodologies and modes of thought, areas of application, and relationship to other areas of knowledge;
10. To explore the relationships between academic work and one's responsibility to contribute to the world beyond the campus.

Type of Institution:	Private not-for-profit, 4-year or above
Title IV Eligible	
Awards/Degrees Offered:	Bachelor's Degree
Calendar System:	4-1-4
Data Used in the Selection of Entering Freshmen:	High school diploma or its equivalent High school class standing Admissions test scores (SAT, ACT, Other) Residence Evidence of ability to benefit from institution Score on TOEFL for foreign applicants of an equivalent test
1994 Carnegie Classification	Baccalaureate (Liberal Arts) Colleges I--These institutions are primarily undergraduate colleges with major emphasis on baccalaureate degree programs. They award 40 percent or more of their baccalaureate degrees in liberal arts fields and are restrictive in admissions.
Regional Accreditation:	New England Association of Schools and Colleges Commission on Institutions of Higher Education
National Institutional and Specialized Accrediting Bodies:	None

COLBY COLLEGE (cont.)

STUDENT CHARGES FOR ACADEMIC YEAR

	2000	1999	1998
TUITION AND FEES	\$32,750	\$31,580	\$30,420
BOOKS AND SUPPLIES	\$550	\$550	\$550
ON-CAMPUS			
Other Expenses	\$800	\$800	\$800
OFF-CAMPUS			
Other Expenses	\$800	\$800	\$800
OFF-CAMPUS WITH FAMILY			
Other Expenses	\$800	\$800	\$800

*Colby's comprehensive fee includes tuition, mandatory fees, room and board. Colby is a residential college. In exceptional cases, students who live off campus are eligible for partial rebates of the comprehensive fee.

FALL ENROLLMENT

	1999	2000
Total Enrollment:	1,764	1814
Undergraduate Enrollment:	1,764	1814
Percent of Undergraduate by Gender:		
Male	48.4%	48.5%
Female	51.6%	51.5%
Percent of Undergraduate Enrollment by Race/Ethnicity:		
Non-resident alien	4.1%	3.1%
Black non-Hispanic	2.6%	2.3%
American Indian or Alaskan Native	0.2%	0.4%
Asian or Pacific Islander	4.8%	7.4%
Hispanic	2.4%	3.1%
White non-Hispanic	85.8%	80.3%
Student Counts:		
Full-time, First-time Undergraduates	489	452
% Full-time, First-Time Undergraduates	27.7%	28%

COLBY COLLEGE (cont.)

AWARDS/DEGREES

Conferred between July 1, 1999 and June 30, 2000

Bachelor's Degrees, Total	478
Largest Majors:	
Biology, General	62
English Lit (Brit/Commwlt)	67
Economics, General	49
Political Science, General	139
Psychology, General	38

PROGRAMS OFFERED

<u>PROGRAMS OFFERED</u>	<u>AWARD/DEGREE</u>
<u>Behavioral and Social Sciences</u>	
Anthropology	Baccalaureate
Economics	Baccalaureate
Government	Baccalaureate
History	Baccalaureate
International Affairs	Baccalaureate
Psychology	Baccalaureate
Sociology	Baccalaureate
<u>Business</u>	
Economics/Mathematics/Business	Baccalaureate
<u>Creative Arts</u>	
Art	Baccalaureate
Art History	Baccalaureate
Music	Baccalaureate
Theater Arts/Drama	Baccalaureate
<u>Environmental and Natural Resources</u>	
Environmental Science Management & Policy	Baccalaureate
Environmental Studies (Environmental Biology)	Baccalaureate
<u>Ethnic Studies</u>	
Asian Studies	Baccalaureate
Russian Studies	Baccalaureate
<u>Humanities</u>	
Art	Baccalaureate
Art History	Baccalaureate
Classics/Classical Studies	Baccalaureate
Classics/English	Baccalaureate

COLBY COLLEGE (cont.)

<u>PROGRAMS OFFERED</u>	<u>AWARD/DEGREE</u>
English	Baccalaureate
East Asian Languages	Baccalaureate
French	Baccalaureate
German	Baccalaureate
Music	Baccalaureate
Performing Arts	Baccalaureate
Philosophy	Baccalaureate
Philosophy/Mathematics	Baccalaureate
Religion	Baccalaureate
Religion/Philosophy	Baccalaureate
Romance Languages	Baccalaureate
Russian	Baccalaureate
Spanish	Baccalaureate
Theater Arts	Baccalaureate
<u>Life Sciences</u>	
Biochemistry	Baccalaureate
Biology	Baccalaureate
Molecular and Cellular Biology	Baccalaureate
<u>Natural and Applied Sciences</u>	
Chemistry	Baccalaureate
Computer Science/Technology	Baccalaureate
Computer Science/Mathematics	Baccalaureate
Geology	Baccalaureate
Geology/Biology	Baccalaureate
Geology/Chemistry	Baccalaureate
Mathematics	Baccalaureate
Mathematics/Computer Science	Baccalaureate
Physics	Baccalaureate
Physics/Astronomy	Baccalaureate
<u>Interdisciplinary Studies</u>	
American Studies/Am. & N.E. Studies	Baccalaureate
Double Majors	Baccalaureate
Environmental Policy	Baccalaureate
Foreign Languages	Baccalaureate
French Studies	Baccalaureate
Human Development	Baccalaureate
International Studies	Baccalaureate
Latin American Studies	Baccalaureate
Multidisciplinary Major	Baccalaureate
Religious Studies	Baccalaureate
Self-Design/Designed Major	Baccalaureate
Women's Studies	Baccalaureate

COLBY COLLEGE (cont.)

FINANCIAL AID 1999-2000

TYPE OF AID	PERCENTAGE OF STUDENTS RECEIVING AID	AVERAGE AMOUNT OF AID STUDENTS RECEIVE
Federal Grants (scholarships/fellowships)	7%	\$5,720
State/Local Grants (scholarships/fellowships)	7%	\$820
Institutional Grants (scholarships/fellowships)	34%	\$15,520
Loans to students	35%	\$3,420

COLLEGE OF THE ATLANTIC

GENERAL INFORMATION 2000-2001

COLLEGE OF THE ATLANTIC
105 Eden Street
Bar Harbor, ME04609

General Information: (207)288-5015
Financial Aid Office: (800)528-0025
Admissions Office: (207)288-5015
Web Site Address: www.coa.edu

Mission Statement:

The faculty, students, trustees, staff, and alumni of College of the Atlantic envision a world where people value creativity, intellectual achievement, and the diversity of nature and human cultures. With respect and compassion, individuals will construct meaningful lives for themselves, gain appreciation for the relationships among all forms of life, and safeguard the heritage of future generations.

College of the Atlantic enriches the liberal arts tradition through a distinctive educational philosophy--human ecology. A human ecological perspective integrates knowledge from all academic disciplines and from personal experience to investigate--and ultimately improve--the relationships between human beings and our social and natural communities. The human ecological perspective guides all aspects of education, research, activism, and interactions among the college's students, faculty, staff, and trustees. The College of the Atlantic community encourages, prepares, and expects students to gain the expertise, breadth, values, and practical experience necessary to achieve individual fulfillment and to help solve the problems that challenge communities everywhere.

Type of Institution:	Private not-for-profit, 4-year or above
Title IV Eligible	
Awards/Degrees Offered:	Bachelor's Degree Master's Degree
Calendar System:	3-Ten week terms
Data Used in the Selection of Entering Freshmen:	High school diploma or its equivalent High school class standing Admissions test scores (SAT, ACT) Evidence of ability to benefit from instruction Score on TOEFL for foreign applicants of an equivalent test Essays

COLLEGE OF THE ATLANTIC (cont.)

1994 Carnegie Classification	Baccalaureate (Liberal Arts) Colleges I--These institutions are primarily undergraduate colleges with major emphasis on baccalaureate degree programs. They award 40 percent or more of their baccalaureate degrees in liberal arts fields and are restrictive in admissions.
Regional Accreditation:	New England Association of Schools and Colleges Commission on Institutions of Higher Education
National Institutional and Specialized Accrediting Bodies:	None

STUDENT CHARGES FOR ACADEMIC YEAR

	2000	1999	1998
TUITION AND FEES	\$20,351	\$19,485	\$18,285
BOOKS AND SUPPLIES	\$500	\$480	\$450
ON-CAMPUS			
Room and Board	\$5,343	\$5,400	\$5,265
Other Expenses	\$360	\$360	\$360
OFF-CAMPUS			
Room and Board	\$5,343	\$5,400	\$5,265
Other Expenses	\$360	\$360	\$360
OFF-CAMPUS WITH FAMILY			
Other Expenses	\$1,500	\$1,500	\$1,500

COLLEGE OF THE ATLANTIC (cont.)

FALL ENROLLMENT

	1999	2000
Total Enrollment:	293	262
Undergraduate Enrollment:	288	261
Percent of Undergraduate by Gender:		
Male	33.7%	34.50%
Female	66.3%	65.50%
Percent of Undergraduate Enrollment by Race/Ethnicity:		
Non-resident alien	0.0%	5%
Black non-Hispanic	0.3%	0.40%
American Indian or Alaskan Native	0.3%	0%
Asian or Pacific Islander	1.0%	0.80%
Hispanic	0.7%	0%
White non-Hispanic	30.9%	22.60%
Race/Ethnicity Unknown	66.7%	71.70%
Student Counts:		
Full-time, First-time Undergraduates	55	66
% Full-time, First-Time Undergraduates	19.0%	27.0%

AWARDS/DEGREES

Conferred between July 1, 1999 and June 30, 2000

Bachelor's Degrees, Total	55
Largest Majors:	Awards/Degrees Conferred
Multi/Interdisc Studs, Oth	55

COLLEGE OF THE ATLANTIC (cont.)

PROGRAMS OFFERED

<u>PROGRAMS OFFERED</u>	<u>AWARD/DEGREE</u>
<u>Behavioral and Social Sciences</u>	
Anthropology/Sociology	Baccalaureate
History	Baccalaureate
International Affairs	Baccalaureate
Political Science	Baccalaureate
Social Science	Baccalaureate
Sociology/Anthropology	Baccalaureate
<u>Creative Arts</u>	
Art	Baccalaureate
Graphic Arts/Printing Technology	Baccalaureate
Graphic Design	Baccalaureate
Journalism & Mass Communication	Baccalaureate
Music	Baccalaureate
Painting	Baccalaureate
Photography	Baccalaureate
Sculpture	Baccalaureate
<u>Education</u>	
Education	Baccalaureate
Elementary Education	Baccalaureate
Secondary Education	Baccalaureate
<u>Environmental and Natural Resources</u>	
Applied Marine Biology and Oceanography	Baccalaureate
Environmental Science Management & Policy	Baccalaureate
Environmental Studies (Environmental Biology)	Baccalaureate
Natural Resources/Land Use Planning	Baccalaureate
Environmental Design	Baccalaureate
<u>Graphic Communications</u>	
Graphic Arts	Baccalaureate
Graphic Design	Baccalaureate
<u>Humanities</u>	
Art	Baccalaureate
Art History	Baccalaureate
Art & Humanities	Baccalaureate
Classics/English	Baccalaureate
Classics/Philosophy	Baccalaureate
Communications Art	Baccalaureate

COLLEGE OF THE ATLANTIC (cont.)

<u>PROGRAMS OFFERED</u>	<u>AWARD/DEGREE</u>
Creative Writing	Baccalaureate
Fine Arts	Baccalaureate
Philosophy	Baccalaureate
Philosophy/Religion	Baccalaureate
Spanish	Baccalaureate
<u>Life Sciences</u>	
Biology	Baccalaureate
Botany	Baccalaureate
Life Sciences	Baccalaureate
Marine Biology	Baccalaureate
<u>Marine Studies</u>	
Applied Marine Biology and Oceanography	Baccalaureate
Marine Science	Baccalaureate
<u>Natural and Applied Science</u>	
Chemistry	Baccalaureate
Marine Science	Baccalaureate
<u>Interdisciplinary Studies</u>	
Advanced Studies (Graduate School)	Master's
Environmental Policy	Baccalaureate
Fine Arts	Baccalaureate
Human Perspectives	Baccalaureate
Humanities/Humanities and Science	Baccalaureate
Latin American Studies	Baccalaureate
Liberal Arts Liberal Studies	Baccalaureate
Multidisciplinary Major	Baccalaureate
Peace Studies	Baccalaureate
Public Policy	Baccalaureate
Science (Pre-Medical, Pre-Dental, Pre-Vet.)	Baccalaureate
Self-Design/Designed Major	Baccalaureate
Women's Studies	Baccalaureate

COLLEGE OF THE ATLANTIC (cont.)

FINANCIAL AID 1999-2000

TYPE OF AID	PERCENTAGE OF STUDENTS RECEIVING AID	AVERAGE AMOUNT OF AID STUDENTS RECEIVE
Federal Grants (scholarships/fellowships)	22%	\$3,113
State/Local Grants (scholarships/fellowships)	10%	\$1,250
Institutional Grants (scholarships/fellowships)	51%	\$8,972
Loans to students	59%	\$3,901

HUSSON COLLEGE

GENERAL INFORMATION 2000-2001

HUSSON COLLEGE
1 College Drive
Bangor, ME 04401

General Information: (207) 941-7000
Financial Aid Office: (207) 941-7156
Admissions Office: (207) 941-7100
Web Site Address: www.husson.edu

Mission Statement:

Husson College is a private institution of post secondary education offering undergraduate and graduate degrees in business, health, education, and professional studies. Husson seeks to serve motivated, career-oriented students through a curriculum which integrates liberal arts and sciences, professional and technical studies, and experiential learning outside the classroom.

Husson dedicates itself to excellence in teaching, to a personalized collegiate experience, to the development of individual self worth, to a curriculum which promotes clear thinking and communication skills, and to an environment which values the search for ethical truths in a changing world.

Type of Institution:	Private not-for-profit, 4-year or above
Title IV Eligible	
Awards/Degrees Offered:	Certificate of less than one academic year Certificate of at least one but less than two academic years Associate's Degree Bachelor's Degree Master's Degree
Calendar System:	Semester
Data Used in the Selection of Entering Freshmen:	High school diploma or its equivalent High school class standing Admissions test scores (SAT, ACT, Other) Evidence of ability to benefit from instruction Score on TOEFL for foreign applicants of an equivalent test
1994 Carnegie Classification	Schools of Business and Management--The schools in this category award most of their bachelor's or graduate degrees in business or business-related programs.
Regional Accreditation:	New England Association of Schools and Colleges Commission on Institutions of Higher Education

HUSSON COLLEGE (cont.)

National Institutional and
Specialized Accrediting Bodies: American Association of Medical Assistants
Commission on Accreditation of Allied Health Education Programs
National League for Nursing Accrediting Commission
Nursing--Baccalaureate and higher degree programs

STUDENT CHARGES FOR ACADEMIC YEAR

	2000	1999	1998
TUITION AND FEES	N/A	\$9,210	\$8,970
BOOKS AND SUPPLIES	N/A	\$450	\$450
ON-CAMPUS			
Room and Board	N/A	\$4,990	\$4,880
Other Expenses	N/A	\$1,850	\$1,850
OFF-CAMPUS			
Room and Board	N/A	\$2,500	\$2,500
Other Expenses	N/A	\$2,600	\$2,600
OFF-CAMPUS WITH FAMILY			
Other Expenses	N/A	\$2,600	\$2,600

FALL ENROLLMENT

	1999	2000
Total Enrollment:	1,955	1,944
Undergraduate Enrollment:	1,613	1,679
Percent of Undergraduate by Gender:		
Male	35.3%	33.80%
Female	64.7%	62.8
Percent of Undergraduate Enrollment by Race/Ethnicity:		
Non-resident alien	1.3%	1.30%
Black non-Hispanic	1.6%	1.50%
American Indian or Alaskan Native	0.5%	0.80%
Asian or Pacific Islander	3.2%	3.80%
Hispanic	0.9%	1%
White non-Hispanic	92.4%	93%
Student Counts:		
Full-time, First-time Undergraduates	183	352
% Full-time, First-Time Undergraduates	11.3%	12%

HUSSON COLLEGE (cont.)

AWARDS/DEGREES

Conferred between July 1, 1999 and June 30, 2000

Bachelor's Degrees, Total	227
Largest Majors:	Awards/Degrees Conferred
Business Management & Admin. Services	160
Health Professions and Related Sciences	46
Computer and Information Sciences	12
Liberal Arts and Sci., Gen. Studies & Human.	3
Law and Legal Studies	3

PROGRAMS OFFERED

<u>PROGRAMS OFFERED</u>	<u>AWARD/DEGREE</u>
<u>Business</u>	
Accounting	Associate/Baccalaureate
Business/Economics	Associate/Baccalaureate
Business Administration	Master's/Baccalaureate/Associate
Business Teacher Educ.	Baccalaureate
Business Management	Baccalaureate
Computer Programming/Applications Networking	Associate/Baccalaureate
Computer Science/Computer Information Systems	Associate/Baccalaureate
Data Processing	Associate/Baccalaureate
Finance Management/Financial Services	Baccalaureate
Hospitality Management	Baccalaureate
International Business and Logistics	Baccalaureate
Management/Accounting	Baccalaureate
Management	Baccalaureate
Management Information Systems	Baccalaureate
Marketing	Baccalaureate
Small Business Management	Baccalaureate
<u>Education</u>	
Accounting	Baccalaureate
Business Admin. Education	Baccalaureate
Business Education/Teacher Education	Baccalaureate
Secretarial Science Education	Baccalaureate

HUSSON COLLEGE (cont.)

<u>PROGRAMS OFFERED</u>	<u>AWARD/DEGREE</u>
<u>Health Fields</u>	
Health Administration/Sciences	Master's
Medical Assistant	Associate
Nursing	Baccalaureate
Occupational Therapy/Assistant	Master's
Physical Therapy/Assistant	Master's
Professional Studies (Nursing)	Master's/Baccalaureate
Psychiatric Nursing	Master's
<u>Humanities</u>	
Communications Art	Associate
<u>Law and Public Safety</u>	
Criminal Justice/Criminology	Baccalaureate Degree
Paralegal	Associate/Baccalaureate
<u>Leisure Industry</u>	
Hotel, Motel and Restaurant Management	Baccalaureate
Sports Management	Baccalaureate
<u>Life Sciences</u>	
Biology	Baccalaureate
Life Sciences	Baccalaureate
<u>Office Management and Secretarial</u>	
Administrative Assistant	Associate
Data Processing	Associate/Baccalaureate
Executive Assistant	Associate
Executive Office Administration	Baccalaureate
Executive Secretary	Associate
Legal Office Administration	Associate
Legal Secretary	Associate
Medical Assistant/Secretary	Associate
Medical Office Administration	Associate
Office Assistant	Associate
Office Science Secretarial	Associate
Secretarial Science/Office Mgt./Automated	Baccalaureate
Secretarial Studies	Associate
Word Processing	Associate
<u>Interdisciplinary Studies</u>	
Humanities/Humanities and Science	Baccalaureate
Management and Organizational Studies	Master's

HUSSON COLLEGE (cont.)

FINANCIAL AID 1999-2000

TYPE OF AID	PERCENTAGE OF STUDENTS RECEIVING AID	AVERAGE AMOUNT OF AID STUDENTS RECEIVE
Federal Grants (scholarships/fellowships)	64%	\$3,501
State/Local Grants (scholarships/fellowships)	56%	\$769
Institutional Grants (scholarships/fellowships)	70%	\$2,700
Loans to students	91%	\$3,088

MAINE COLLEGE OF ART

GENERAL INFORMATION 1999-2000

MAINE COLLEGE OF ART
97 Spring Street
Portland, ME 04101

General Information: (207) 775-3052 X 221
Financial Aid Office: (207) 775-3052 X 244
Admissions Office: (207) 775-3052 X 226
Web Site Address: www.meca.edu

Mission Statement:

1. To provide for the highest quality, professionally-oriented education in the visual arts and related studies in art history and the liberal arts for degree and non-degree students of all ages;
2. To support artistic excellence;
3. To foster and environment which will stimulate the resources of creative expression;
4. To develop and enhance public understanding of the arts.

Type of Institution:	Private not-for-profit, 4-year or above
Title IV Eligible	
Awards/Degrees Offered:	Bachelor's Degree Master's Degree
Calendar System:	Semester
Data Used in the Selection of Entering Freshmen:	High school diploma or its equivalent High school class standing Admissions test scores (SAT, ACT) Evidence of ability to benefit from instruction Score on TOEFL for foreign applicants of an equivalent test Portfolio
1994 Carnegie Classification	Schools of Art, Music and Design--Institutions in this category award most of their bachelor's or graduate degrees in art, music, design, architecture, or some combination of such fields.
Regional Accreditation:	New England Association of Schools and Colleges Commission on Institutions of Higher Education
National Institutional and Specialized Accrediting Bodies:	National Association of Schools of Art and Design <i>Art and Design</i> --Degree-granting schools and depart- ments and nondegree-granting programs

MAINE COLLEGE OF ART (cont.)

STUDENT CHARGES FOR ACADEMIC YEAR

	2000	1999	1998
TUITION AND FEES	\$17,658	\$16,530	\$15,667
BOOKS AND SUPPLIES	\$1,714	\$1,714	\$1,714
ON-CAMPUS			
Room and Board	\$6,893	\$6,930	\$6,930
Other Expenses	\$3,598	\$2,145	\$2,120
OFF-CAMPUS			
Room and Board	\$5,970	\$5,970	\$5,970
Other Expenses	\$3,934	\$2,481	\$2,456
OFF-CAMPUS WITH FAMILY			
Other Expenses	\$5,236	\$3,783	\$3,758

FALL ENROLLMENT

	1999	2000
Total Enrollment:	408	411
Undergraduate Enrollment:	382	352
Percent of Undergraduate by Gender:		
Male	42.7%	42.1%
Female	57.3%	57.2%
Percent of Undergraduate Enrollment by Race/Ethnicity:		
Non-resident alien	0.0%	0.0%
Black non-Hispanic	0.5%	0.5%
American Indian or Alaskan Native	0.8%	0.7%
Asian or Pacific Islander	2.6%	2.4%
Hispanic	0.0%	0.0%
White non-Hispanic	96.1%	95.6%
Student Counts:		
Full-time, First-time Undergraduates	77	95
% Full-time, First-Time Undergraduates	20.2%	19.0%

MAINE COLLEGE OF ART (cont.)

AWARDS/DEGREES

Conferred between July 1, 1999 and June 30, 2000

Bachelor's Degrees, Total	49
Largest Majors:	Awards/Degrees Conferred
Ceramics Arts & Ceramics	8
Photography	7
Printmaking	7
Painting	6
Sculpture	6

PROGRAMS OFFERED

<u>PROGRAMS OFFERED</u>	<u>AWARD/DEGREE</u>
<u>Creative Arts</u>	
Art	Master's/Baccalaureate
Ceramics	Master's/Baccalaureate
Fine Arts	Master's/Baccalaureate
Graphic Design	Master's/Baccalaureate
Jewelry and Silversmithing	Master's/Baccalaureate
Painting	Master's/Baccalaureate
Photography	Master's/Baccalaureate
Printmaking	Master's/Baccalaureate
Sculpture	Master's/Baccalaureate
<u>Graphic Communications</u>	
Graphic Design	Baccalaureate
Photography	Baccalaureate
<u>Humanities</u>	
Art	Baccalaureate
Fine Arts	Baccalaureate
<u>Interdisciplinary Studies</u>	
Double Majors	Baccalaureate
Fine Arts	Baccalaureate
Self-Design/Designed Major	Baccalaureate

MAINE COLLEGE OF ART (cont.)

FINANCIAL AID 1999-2000

TYPE OF AID	PERCENTAGE OF STUDENTS RECEIVING AID	AVERAGE AMOUNT OF AID STUDENTS RECEIVE
Federal Grants (scholarships/fellowships)	36%	\$3,237
State/Local Grants (scholarships/fellowships)	38%	\$2,043
Institutional Grants (scholarships/fellowships)	95%	\$4,916
Loans to students	89%	\$4,721

MID-STATE COLLEGE (AUBURN)

GENERAL INFORMATION 2000-2001

MID-STATE COLLEGE (AUBURN)
88 E Hardscrabble Road
Auburn, ME 04210

General Information: (207) 783-1478
Financial Aid Office: (207) 783-1479
Admissions Office: (207) 783-1478
Web Site Address: www.midstatecollege.com

Mission Statement:

Mid-State College is committed to providing its students with opportunities to acquire the knowledge and practical skills needed to succeed in today's computer-oriented business and in the allied health field. We accomplish this by offering courses of study at affordable prices in an atmosphere conducive to learning.

Type of Institution:	Private for-profit, 2-year
Title IV Eligible	
Awards/Degrees Offered:	Associate's Degree
Calendar System:	Semester
Data Used in the Selection of Entering Freshmen:	High school diploma or its equivalent Open admission
1994 Carnegie Classification	Associate of Arts Colleges--These institutions offer associate of arts certificate or degree programs and, with few exceptions, offer no baccalaureate degrees.
National Institutional and Specialized Accrediting Bodies:	Accrediting Council for Independent Colleges and Schools <i>Business</i> --Private postsecondary schools offering business and business-related programs

MID-STATE COLLEGE (cont.)

STUDENT CHARGES FOR ACADEMIC YEAR

	2000	1999	1998
TUITION AND FEES	\$10,036	\$9,911	\$9,661
BOOKS AND SUPPLIES	\$2,200	\$2,100	\$2,000
ON-CAMPUS			
Room and Board	\$1,350	\$1,350	\$1,350
Other Expenses	N/A	N/A	N/A
OFF-CAMPUS			
Room and Board	N/A	N/A	N/A
Other Expenses	N/A	N/A	N/A
OFF-CAMPUS WITH FAMILY			
Other Expenses	N/A	N/A	N/A

FALL ENROLLMENT

	1999	2000
Total Enrollment:	199	187
Undergraduate Enrollment:	199	187
Percent of Undergraduate by Gender:		
Male	27.6%	20.0%
Female	72.4%	80.0%
Percent of Undergraduate Enrollment by Race/Ethnicity:		
Non-resident alien	0.0%	0.0%
Black non-Hispanic	0.0%	0.0%
American Indian or Alaskan Native	0.0%	0.0%
Asian or Pacific Islander	0.0%	0.0%
Hispanic	0.0%	0.0%
White non-Hispanic	100.0%	100%
Student Counts:		
Full-time, First-time Undergraduates	29	35
% Full-time, First-Time Undergraduates	14.6%	19%

MID-STATE COLLEGE (cont.)

AWARDS/DEGREES

Conferred between July 1, 1999 and June 30, 2000

Associate's Degrees, Total	35
Largest Majors:	Awards/Degrees Conferred
Business Management & Admin. Services	18
Health Professions and Related Sciences	7
Marketing Operations/Marketing and Distribution	7
Computer and Information Sciences	3

PROGRAMS OFFERED

<u>PROGRAMS OFFERED</u>	<u>AWARD/DEGREE</u>
<u>Business</u>	
Accounting	Associate/Diploma
Business Administration	Associate
Business Management	Associate
Computer Programming/Applications Networking	Associate
Hospitality Management	Associate/Diploma
Hotel, Motel & Rest. Mgt./Hotel, Rest. & Tourism	Associate
Management/Accounting	Associate
Office Information Management	Associate
Travel and Tourism (Hospitality)	Associate/Diploma
<u>Health Fields</u>	
Community Health Education/Allied Health	Associate
Medical Assistant	Associate
Medical Lab. Technology/Clinical Lab. Sciences	Diploma
Medical	Associate
Nurse's Aide	Certificate
<u>Law and Public Safety</u>	
Law Enforcement Technology/Legal Technology	Diploma
<u>Leisure Industry</u>	
Travel and Airline Careers	Associate/Diploma

MID-STATE COLLEGE (cont.)

<u>PROGRAMS OFFERED</u>	<u>DEGREE/AWARD</u>
<u>Office Management and Secretarial</u>	
Administrative Assistant	Associate
Executive Office Administration	Associate
Executive Secretary	Associate
Junior Secretarial Science	Associate/Diploma
Legal Secretary	Associate
Medical Assistant/Secretary	Associate
Medical Office Administration	Associate
Medical	Associate
Medical Transcription	Diploma
Office Information Management	Associate
Secretarial Studies	Associate
Typing/Clerical	Diploma

FINANCIAL AID 1999-2000

<u>TYPE OF AID</u>	<u>PERCENTAGE OF STUDENTS RECEIVING AID</u>	<u>AVERAGE AMOUNT OF AID STUDENTS RECEIVE</u>
Federal Grants (scholarships/fellowships)	74%	\$3,200
State/Local Grants (scholarships/fellowships)	40%	\$500
Institutional Grants (scholarships/fellowships)	0%	\$0
Loans to students	71%	\$2,500

MID-STATE COLLEGE (AUGUSTA)

GENERAL INFORMATION 2000-2001

MID-STATE COLLEGE (AUGUSTA)

218 Water Street
Augusta, ME 04330

General Information: (207) 623-3962
Financial Aid Office: (207) 623-3962
Admissions Office: (207) 623-3962
Web Site Address: www.midstatecollege.com

Mission Statement:

Mid-State College is committed to providing its students with opportunities to acquire the knowledge and practical skills needed to succeed in today's computer-oriented business and in the allied health field. We accomplish this by offering courses of study at affordable prices in an atmosphere conducive to learning.

Type of Institution:	Private for-profit, 2-year
Title IV Eligible	
Awards/Degrees Offered:	Associate's Degree
Calendar System:	8-Week modules
Data Used in the Selection of Entering Freshmen:	High school diploma or its equivalent Open admission
1994 Carnegie Classification	Associate of Arts Colleges—These institutions offer associate of arts certificate or degree programs and, with few exceptions, offer no baccalaureate degrees.
National Institutional and Specialized Accrediting Bodies:	Accrediting Council of Career Schools and Colleges of Technology <i>Occupational Education</i> —Private postsecondary degree-granting institutions that are predominately organized to educate students for trade, occupational, or technical careers

MID-STATE COLLEGE (cont.)

STUDENT CHARGES FOR ACADEMIC YEAR

	2000	1999	1998
TUITION AND FEES	\$9,000	\$5,440	\$5,320
BOOKS AND SUPPLIES	\$1,600	\$560	\$530
OFF-CAMPUS			
Room and Board	\$6,400	\$2,700	\$2,700
Other Expenses	\$1,000	\$240	\$220
OFF-CAMPUS WITH FAMILY			
Other Expenses	\$1,600	\$240	\$220

FALL ENROLLMENT

	1999	2000
Total Enrollment:	255	33
Undergraduate Enrollment:	255	33
Percent of Undergraduate by Gender:		
Male	18.4%	20%
Female	81.6%	80%
Percent of Undergraduate Enrollment by Race/Ethnicity:		
Non-resident alien	0.0%	0%
Black non-Hispanic	0.0%	0%
American Indian or Alaskan Native	0.0%	0%
Asian or Pacific Islander	0.0%	0%
Hispanic	0.0%	0%
White non-Hispanic	100.0%	100%
Student Counts:		
Full-time, First-time Undergraduates	31	1700%
% Full-time, First-Time Undergraduates	12.2%	9%

MID-STATE COLLEGE (cont.)

AWARDS/DEGREES

Conferred between July 1, 1999 and June 30, 2000

Associate's Degrees, Total	27
Largest Majors:	Awards/Degrees Conferred
Business Management & Admin. Services	22
Health Professions and Related Sciences	5
Vocational Home Economics	0
Computer and Information Sciences	0

PROGRAMS OFFERED

<u>PROGRAMS OFFERED</u>	<u>AWARD/DEGREE</u>
<u>Business</u>	
Accounting	Associate/Diploma
Business Administration	Associate
Business Management	Associate
Computer Programming/Applications Networking	Associate
Hospitality Management	Associate/Diploma
Hotel, Motel & Rest. Mgt./Hotel, Rest. & Tourism	Associate
Management/Accounting	Associate
Office Information Management	Associate
Travel and Tourism (Hospitality)	Associate/Diploma
<u>Health Fields</u>	
Community Health Education/Allied Health	Associate
Medical Assistant	Associate
Medical Lab. Technology/Clinical Lab. Sciences	Diploma
Medical	Associate
Nurse's Aide	Certificate
<u>Law and Public Safety</u>	
Law Enforcement Technology/Legal Technology	Diploma
<u>Leisure Industry</u>	
Travel and Airline Careers	Associate/Diploma
<u>Office Management and Secretarial</u>	
Administrative Assistant	Associate
Executive Office Administration	Associate
Executive Secretary	Associate

MID-STATE COLLEGE (cont.)

<u>PROGRAMS OFFERED</u>	<u>AWARD/DEGREE</u>
Junior Secretarial Science	Associate/Diploma
Legal Secretary	Associate
Medical Assistant/Secretary	Associate
Medical Office Administration	Associate
Medical	Associate
Medical Transcription	Diploma
Office Information Management	Associate
Secretarial Studies	Associate
Typing/Clerical	Diploma

FINANCIAL AID 1999-2000

<u>TYPE OF AID</u>	<u>PERCENTAGE OF STUDENTS RECEIVING AID</u>	<u>AVERAGE AMOUNT OF AID STUDENTS RECEIVE</u>
Federal Grants (scholarships/fellowships)	71%	\$3,600
State/Local Grants (scholarships/fellowships)	59%	\$500
Institutional Grants (scholarships/fellowships)	0%	\$0
Loans to students	65%	\$2,500

NEW ENGLAND BAPTIST BIBLE COLLEGE

GENERAL INFORMATION 2000-2001

NEW ENGLAND BAPTIST BIBLE COLLEGE

879 Sawyer Street
South Portland, ME 04116-2886

General Information: (207) 799-5979
Financial Aid Office: (207) 799-5979
Admissions Office: (207) 799-5979
Web Site Address: www.nbbc.edu

Purpose and Plans:

New England Bible College was established in 1980 "to encourage and strengthen evangelical, Bible-believing churches by providing qualified persons with a biblical education at the collegiate level for the purpose of preparing them to effectively engage in any of the numerous Christian ministries and vocations to which God may choose to call them."

With that overall purpose in mind, New England Bible College has formulated plans to develop in its students a deepening spiritual maturity, an intimate knowledge of the Bible, a compassionate understanding of people, a ready skill to minister effectively, and an ongoing desire to learn.

Type of Institution:	Private not-for-profit, 4-year and above
Awards/Degrees Offered:	Certificate of at least one but less than two years Bachelor's Degree
Calendar System:	Semester
Data Used in the Selection of Entering Freshmen:	High school diploma or its equivalent Evidence of ability to benefit from institution References
National Institutional and Specialized Accrediting Bodies:	None

STUDENT CHARGES FOR ACADEMIC YEAR

	2000	1999	1998
TUITION AND FEES	N/A	\$3,700	\$3,700
BOOKS AND SUPPLIES	N/A	\$250	\$250

NEW ENGLAND BAPTIST BIBLE COLLEGE (cont.)

FALL ENROLLMENT

	1999	2000
Total Enrollment:	36	33
Percent by Gender:		
Male	61.1%	50%
Female	38.9%	50%
Percent of by Race/Ethnicity:		
Non-resident alien	0.0%	0%
Black non-Hispanic	0.0%	0%
American Indian or Alaskan Native	0.0%	0%
Asian or Pacific Islander	2.8%	0%
Hispanic	0.0%	0%
White non-Hispanic	86.1%	100%
Race/Ethnicity Unknown	8.3%	0%
Student Counts:		
Full-time, First-time Undergraduates	2	5%
% Full-time, First-Time Undergraduates	5.6%	18%

AWARDS/DEGREES

Conferred between July 1, 1999 and June 30, 2000

Bachelor's Degrees, Total:	2
Largest Majors:	Awards/Degrees Conferred
Bible/Biblical Studies	2

FINANCIAL AID 1998-1999

TYPE OF AID	PERCENTAGE OF STUDENTS RECEIVING AID	AVERAGE AMOUNT OF AID STUDENTS RECEIVE
Federal Grants (scholarships/fellowships)	N/A	N/A
State/Local Grants (scholarships/fellowships)	N/A	N/A
Institutional Grants (scholarships/fellowships)	N/A	N/A
Loans to students	N/A	N/A

SAINT JOSEPHS COLLEGE

GENERAL INFORMATION 2000-2001

SAINT JOSEPHS COLLEGE
278 Whites Bridge Road
Standish, ME 04084-5263

General Information: (207) 892-6766
Financial Aid Office: (207) 893-6611
Admissions Office: (207) 893-7746
Web Site Address: www.sjcme.edu

Mission Statement:

Rooted in and professing fidelity to the teachings of Jesus Christ and the doctrines and heritage of the Roman Catholic Church, Saint Joseph's College, sponsored by the Sisters of Mercy, is a liberal arts college that nurtures intellectual, spiritual, and social growth in students of all ages and all faiths within a value-centered environment.

In fulfillment of this Mission, Saint Joseph's College will:

1. Foster a strong academic community dedicated to the pursuit of truth through serious study, integration of knowledge, and an ongoing dialogue between faith and reason;
2. Encourage all students to explore widely the arts and sciences while they also prepare to live ethical and meaningful lives;
3. Provide a strong foundation for graduate study, professional service, and career advancement;
4. Offer in an extension of its Mission to multiple areas of the world, both degree and non-degree programs through distance education;
5. Enhance students' awareness of human dignity and the meaning of life;
6. Advocate for justice and peace in recognition of each person's responsibility for the welfare of both humankind and the environment.

Type of Institution: Private not-for-profit, 4-year or above
Title IV Eligible
Awards/Degrees Offered: Associate's Degree
Bachelor's Degree
Master's Degree
Postbaccalaureate Certificate
Calendar System: Semester

SAINT JOSEPHS COLLEGE (cont.)

Data Used in the Selection of Entering Freshmen:

High school diploma or its equivalent
Higher school class standing
Admissions test scores (SAT)
Score on the TOEFL
Essays

1994 Carnegie Classification

Baccalaureate Colleges II—These institutions are primarily undergraduate colleges with major emphasis on baccalaureate degree programs. They award less than 40 percent of their baccalaureate degrees in liberal arts fields or are less restrictive in admissions.

Regional Accreditation:

New England Association of Schools and Colleges
Commission on Institutions of Higher Education

National Institutional and Specialized Accrediting Bodies:

National League for Nursing Accrediting Commission
Nursing—Baccalaureate and higher degree programs

STUDENT CHARGES FOR ACADEMIC YEAR

	2000	1999	1998
TUITION AND FEES	\$14,415	\$13,735	\$12,395
BOOKS AND SUPPLIES	\$600	\$600	\$600
ON-CAMPUS			
Room and board	\$6,250	\$5,950	\$5,670
Other Expenses	\$1,400	\$1,400	\$1,360
OFF-CAMPUS			
Room and Board	\$4,000	\$4,000	\$3,000
Other Expenses	\$2,200	\$2,200	\$2,160
OFF-CAMPUS WITH FAMILY			
Other Expenses	\$1,650	\$1,650	\$1,610

SAINT JOSEPHS COLLEGE (cont.)

FALL ENROLLMENT

	1999	2000
Total Enrollment:	3,578	4837
Undergraduate Enrollment:	2,820	3322
Percent of Undergraduate by Gender:		
Male	20.9%	22.9%
Female	79.1%	77.1%
Percent of Undergraduate Enrollment by Race/Ethnicity:		
Non-resident alien	0.0%	0.0%
Black non-Hispanic	1.6%	1.3%
American Indian or Alaskan Native	0.2%	0.2%
Asian or Pacific Islander	0.7%	1.7%
Hispanic	0.7%	1.0%
White non-Hispanic	50.6%	37.5%
Race/Ethnicity Unknown	46.1%	57.4%
Student Counts:		
Full-time, First-time Undergraduates	275	265
% Full-time, First-Time Undergraduates	9.8%	10.0%

AWARDS/DEGREES

Conferred between July 1, 1999 and June 30, 2000

Bachelor's Degrees, Total	316
Largest Majors:	Awards/Degrees Conferred
Liberal Arts and Sciences, General Studies & Humanities	109
Health Professions and Related Sciences	80
Education	32
Business Management & Admin. Services	30
Social Sciences and History	20

SAINT JOSEPHS COLLEGE (cont.)

PROGRAMS OFFERED

<u>PROGRAMS OFFERED</u>	<u>AWARD/DEGREE</u>
<u>Behavioral and Social Sciences</u>	
History	Baccalaureate
Psychology	Baccalaureate
Social Work/Child and Family Services	Baccalaureate
Sociology	Baccalaureate
<u>Business</u>	
Accounting	Baccalaureate
Banking	Baccalaureate
Business Administration	Baccalaureate
Business Management	Baccalaureate
Finance Management/Financial Services	Certificate
Management/Accounting	Baccalaureate
Management	Associate/Baccalaureate
Marketing	Baccalaureate
<u>Education</u>	
Education	Baccalaureate
Elementary Education	Baccalaureate
Junior high/Middle Level Education	Baccalaureate
Kindergarten/Primary Education	Baccalaureate
Physical Education	Baccalaureate
Secondary Education	Baccalaureate
<u>Environmental and Natural Resources</u>	
Environmental Science Management & Policy	Baccalaureate
<u>Health Fields</u>	
Health Administration/Sciences	Master's/Baccalaureate
Nursing	Master's/Baccalaureate
Professional Studies (Nursing)	Master's/Baccalaureate
Radiologic Technology	Associate/Baccalaureate
Radiation Therapy	Baccalaureate
Respiratory Therapy	Baccalaureate
<u>Humanities</u>	
Classics/Philosophy	Baccalaureate
English	Baccalaureate
Philosophy	Baccalaureate
Philosophy/Religion	Baccalaureate
Religion	Baccalaureate
Religion/Philosophy	Baccalaureate
Theology	Baccalaureate

SAINT JOSEPHS COLLEGE (cont.)

<u>PROGRAMS OFFERED</u>	<u>AWARD/DEGREE</u>
<u>Law and Public Safety</u>	
Criminal Justice/Criminology	Baccalaureate
<u>Life Sciences</u>	
Biology	Baccalaureate
Life Sciences	Baccalaureate
<u>Natural and Applied Science</u>	
Mathematics	Baccalaureate
Mathematics/Computer Sciences	Baccalaureate
<u>Interdisciplinary Studies</u>	
American Studies/Am. & N.E. Studies	Baccalaureate
Honors Program	Baccalaureate
Human Development	Baccalaureate
Liberal Arts	Baccalaureate
Liberal Studies	Baccalaureate
Multidisciplinary Major	Baccalaureate
Profession Studies	Baccalaureate
Public Relations Studies	Baccalaureate
Religious Studies	Baccalaureate
Science (Pre-Medical, Pre-Dental, Pre-Vet.)	Baccalaureate
Women's Studies	Baccalaureate

FINANCIAL AID 1999-2000

<u>TYPE OF AID</u>	<u>PERCENTAGE OF STUDENTS RECEIVING AID</u>	<u>AVERAGE AMOUNT OF AID STUDENTS RECEIVE</u>
Federal Grants (scholarships/fellowships)	39%	\$2,539
State/Local Grants (scholarships/fellowships)	52%	\$2,428
Institutional Grants (scholarships/fellowships)	97%	\$6,043
Loans to students	89%	\$3,373

THOMAS COLLEGE

GENERAL INFORMATION 2000-2001

THOMAS COLLEGE
180 West River Road
Waterville, ME 04901-5097

General Information: (207) 859-1111
Financial Aid Office: (207) 859-1105
Admissions Office: (207) 859-1101
Web Site Address: www.thomas.edu

Mission Statement:

The Mission of Thomas College is to develop intelligent, responsible, and competent citizens, who have the capacity and desire for personal success and professional growth in business, public service, and related organizations.

Thomas College is committed to:

1. Achieving excellence in education
2. Valuing the individual
3. Fostering a living and learning environment
4. Providing a professional education through theory and application
5. Promoting the liberal arts to enrich the personal and social life of the individual
6. Supporting lifelong learning
7. Strengthening the economic development of the region

We aspire to be the pre-eminent regional center for quality in higher education in the business arts and a resource center for economic and business development.

Type of Institution: Private not-for-profit, 4-year or above
Title IV Eligible
Awards/Degrees Offered: Associate's Degree
Bachelor's Degree
Master's Degree
Calendar System: Semester
Data Used in the Selection
of Entering Freshmen: High school diploma or its equivalent
Higher school class standing
Admissions test scores (SAT, ACT)
Evidence of ability to benefit from instruction
Score on the TOEFL

THOMAS COLLEGE (cont.)

1994 Carnegie Classification	Schools of Business and Management--The schools in this category award most of their bachelor's or graduate degrees in business or business-related programs.
Regional Accreditation:	New England Association of Schools and Colleges Commission on Institutions of Higher Education
National Institutional and Specialized Accrediting Bodies:	None

STUDENT CHARGES FOR ACADEMIC YEAR

	2000	1999	1998
TUITION AND FEES	\$12,780	\$12,290	\$11,725
BOOKS AND SUPPLIES	\$700	\$700	\$700
ON-CAMPUS			
Room and board	\$5,700	\$5,550	\$5,175
Other Expenses	\$1,800	\$1,800	\$1,800
OFF-CAMPUS			
Room and Board	\$3,870	\$3,870	\$3,870
Other Expenses	\$3,490	\$3,490	\$3,490
OFF-CAMPUS WITH FAMILY			
Other Expenses	\$2,500	\$2,500	\$2,500

THOMAS COLLEGE (cont.)

FALL ENROLLMENT

	1999	2000
Total Enrollment:	944	737
Undergraduate Enrollment:	759	549
Percent of Undergraduate by Gender:		
Male	42.3%	46.1%
Female	57.7%	53.9%
Percent of Undergraduate Enrollment by Race/Ethnicity:		
Non-resident alien	0.5%	0.2%
Black non-Hispanic	0.3%	0.4%
American Indian or Alaskan Native	0.3%	0.3%
Asian or Pacific Islander	0.8%	10.0%
Hispanic	0.3%	0.0%
White non-Hispanic	95.8%	97.2%
Race/Ethnicity Unknown	2.1%	1.7%
Student Counts:		
Full-time, First-time Undergraduates	154	114
% Full-time, First-Time Undergraduates	20.3%	16.0%

AWARDS/DEGREES

Conferred between July 1, 1999 and June 30, 2000

Bachelor's Degrees, Total	80
Largest Majors:	Awards/Degrees Conferred
Business Management & Admin. Services	75
Computer and Information Sciences	13
Parks, Recreation, Leisure and Fitness	6
Education	2
Marketing Operations/Marketing and Distribution	1

THOMAS COLLEGE (cont.)

PROGRAMS OFFERED

<u>PROGRAMS OFFERED</u>	<u>AWARD/DEGREE</u>
<u>Business</u>	
Accounting	Associate/Baccalaureate
Business/Economics	Baccalaureate
Business Administration	Master's/Baccalaureate/Associate
Business Teacher Education	Baccalaureate
Business Management	Baccalaureate
Computer Programming/Applications Networking	Associate
Computer Science/Computer Information Systems	Baccalaureate
Finance Management/Financial Services	Baccalaureate
Hotel, Motel & Rest. Mgt./Hotel, Rest. & Tourism	Baccalaureate
Human Resources Management	Baccalaureate
International Business and Logistics	Baccalaureate
Managerial Accounting	Baccalaureate
Management	Baccalaureate
Management Information Systems	Baccalaureate
Marketing	Baccalaureate
Merchandising	Associate
Personnel management	Baccalaureate
Real Estate	Associate
Retail Trade	Baccalaureate
Small Business Management	Baccalaureate
Taxation	Master's
<u>Education</u>	
Business Education/Teacher Education	Baccalaureate
Math Teacher Education	Baccalaureate
Secretarial Science Education	Baccalaureate
Technology Education	Master's
<u>Law and Public Safety</u>	
Criminal Justice/Criminology	Baccalaureate
Paralegal	Associate
<u>Leisure Industry</u>	
Hotel, Motel and Restaurant Management	Baccalaureate
Sports Management	Baccalaureate

THOMAS COLLEGE (cont.)

<u>PROGRAMS OFFERED</u>	<u>AWARD/DEGREE</u>
<u>Office Management and Secretarial</u>	
Administrative Assistant	Associate
Legal Office Administration	Associate
Medical Office Administration	Associate
Secretarial Procedures Education	Baccalaureate
<u>Interdisciplinary Studies</u>	
International Studies	Baccalaureate
Profession Studies	Associate/Baccalaureate

FINANCIAL AID 1999-2000

<u>TYPE OF AID</u>	<u>PERCENTAGE OF STUDENTS RECEIVING AID</u>	<u>AVERAGE AMOUNT OF AID STUDENTS RECEIVE</u>
Federal Grants (scholarships/fellowships)	75%	\$2,866
State/Local Grants (scholarships/fellowships)	64%	\$1,734
Institutional Grants (scholarships/fellowships)	90%	\$4,881
Loans to students	86%	\$4,108

UNITY COLLEGE

GENERAL INFORMATION 2000-2001

UNITY COLLEGE
HC 78 Box 1
Unity, ME 04988

General Information: (207) 948-3131
Financial Aid Office: (207) 948-3131X201
Admissions Office: (207) 948-3131X222
Web Site Address: www.unity.edu

Mission Statement:

Unity College is a small independent college, in a rural setting, that exists to: 1) educate students in a liberal arts context for professional preparation in fields of environmental science, natural resource management, wilderness-based outdoor recreation leadership, and related fields; and 2) educate students who represent all strata of high school experience and who show promise in experience, ability, and learning capacity.

Philosophy Statement

We at Unity College recognize that we are custodians of a fragile planet. Our education is a unique combination of the traditional liberal arts with an emphasis on natural resource management, intended to prepare graduates for responsible stewardship of the earth. Such an education must be an empowering process: in-depth professional training prepares graduates to address specific environmental issues, while a broad liberal arts base enables them to anticipate and to deal creatively with issues yet undreamed of. A liberal arts education with an environmental focus must go beyond the limits of the classroom walls; thus, Unity College combines academic rigor with equally demanding field experience.

Education for the nineties and beyond rests on the assumption that we are citizens of the world. In preparation for that role, the foundation of a Unity College education is its liberal arts core: all degree programs require that one-third of their courses be chosen from this core. The fine arts, the history of events and ideas, a background in ethics, an exposure to other cultures, an understanding of what makes us human—as well as the ability to think critically and creatively—are tools to open our minds and enhance the quality of our lives.

On this broad liberal arts base, Unity College students build specialization in their chosen field. Professional preparation begins as early as the entering year, when students are introduced to subjects in their major area of study. Experiential learning is an important component of the educational process; field work requires students to take theoretical knowledge from classroom settings and find practical applications in the ecology of Maine. This integration of academic preparation and hands-on experience not only insures graduates mastery in their area of expertise, but enables them to apply local concepts to a broader arena.

Basic to Unity College's philosophy is its continuing commitment to students' success. This commitment is manifested in a variety of ways, one being the close personal relationship between faculty and students, facilitated by small classes, close advising, and easy access to instructors. A belief in controlled growth is at the heart of this relationship; a sense of community on campus can be lost by sheer force of numbers. Unity College must not outgrow its reputation for care and concern. Another example of the College's commitment to success is its innovative Learning

Unity College (Cont.)

Resource Center which offers support not only to the learning disabled, but to all students. Individual attention is available from both professional staff and peer tutors. Finally, ongoing career counseling, innovative curricula to address market demands, and cooperative education programs that provide on-the-job experience—all facilitate entry into the world of work. Unity College supports its students from orientation through graduation.

We at Unity College intend to graduate individuals with firm values, a sense of purpose, and an appreciation of the web of life. They are professionally effective and environmentally responsive, recognizing their responsibilities as passengers on this fragile planet. They understand that as global citizens, they must assume a leadership role in the stewardship of the earth.

Type of Institution:	Private not-for-profit, 4-year or above
Title IV Eligible	
Awards/Degrees Offered:	Associate's Degree Bachelor's Degree
Calendar System:	Semester
Data Used in the Selection of Entering Freshmen:	High school diploma or its equivalent Higher school class standing Admissions test scores (SAT, ACT) Evidence of ability to benefit from instruction Score on the TOEFL
1994 Carnegie Classification	Baccalaureate Colleges II—These institutions are primarily undergraduate colleges with major emphasis on baccalaureate degree programs. They award less than 40 percent of their baccalaureate degrees in liberal arts fields or are less restrictive in admissions.
Regional Accreditation:	New England Association of Schools and Colleges Commission on Institutions of Higher Education
National Institutional and Specialized Accrediting Bodies:	None

UNITY COLLEGE (cont.)

STUDENT CHARGES FOR ACADEMIC YEAR

	2000	1999	1998
TUITION AND FEES	N/A	\$12,190	\$11,740
BOOKS AND SUPPLIES	N/A	\$300	\$300
ON-CAMPUS			
Room and board	N/A	\$5,200	\$5,200
Other Expenses	N/A	\$900	\$900
OFF-CAMPUS			
Room and Board	N/A	\$3,000	\$3,000
Other Expenses	N/A	\$1,000	\$1,000
OFF-CAMPUS WITH FAMILY			
Other Expenses	N/A	\$2,910	\$2,910

FALL ENROLLMENT

	1999	2000
Total Enrollment:	512	507
Undergraduate Enrollment:	512	492
Percent of Undergraduate by Gender:		
Male	68.6%	63.5%
Female	31.4%	33.3%
Percent of Undergraduate Enrollment by Race/Ethnicity:		
Non-resident alien	0.8%	0.6%
Black non-Hispanic	0.6%	0.6%
American Indian or Alaskan Native	0.0%	0.0%
Asian or Pacific Islander	0.2%	0.0%
Hispanic	0.2%	0.2%
White non-Hispanic	98.2%	98.6%
Student Counts:		
Full-time, First-time Undergraduates	146	146
% Full-time, First-Time Undergraduates	28.5%	30%

UNITY COLLEGE (cont.)

AWARDS/DEGREES

Conferred between July 1, 1999 and June 30, 2000

Bachelor's Degrees, Total	113
Largest Majors:	
Conservation and Renewable Natural Resources	Awards/Degrees Conferred 71
Parks, Recreation, Leisure and Fitness	32
Agricultural Business and Production	7
Liberal Arts and Sciences, General Studies & Humanities	3

PROGRAMS OFFERED

<u>PROGRAMS OFFERED</u>	<u>AWARD/DEGREE</u>
<u>Agricultural Science</u>	
Aquaculture	Baccalaureate
<u>Education</u>	
Parks and Recreation Education	Baccalaureate
Recreation/Leisure	Baccalaureate
<u>Environmental and Natural Resources</u>	
Aquaculture	Baccalaureate
Conservation Law Enforcement	Baccalaureate
Environmental Science Management and Policy	Baccalaureate
Environmental Studies (Environmental Biology)	Associate/Baccalaureate
Fisheries Science	Baccalaureate
Forest Management Technology	Baccalaureate
Forestry/Technology	Baccalaureate
Landscape and Nursery Management	Baccalaureate
Recreation and Parks Management	Baccalaureate
Resource/Environmental Management	Baccalaureate
Wildlife Management/Ecology	Baccalaureate
Wildlife and Law Enforcement	Baccalaureate
<u>Law and Public Safety</u>	
Wildlife and Law Enforcement	Baccalaureate
<u>Leisure Industry</u>	
Community Recreation	Baccalaureate
Parks and Recreation Management/Tourism	Baccalaureate
Recreation/Ski Industries	Baccalaureate
Recreation Leadership	Baccalaureate
Recreation Management	Baccalaureate
<u>Life Sciences</u>	
Marine Biology	Baccalaureate

UNITY COLLEGE (cont.)

<u>PROGRAMS OFFERED</u>	<u>AWARD/DEGREE</u>
<u>Interdisciplinary Studies</u>	Baccalaureate
General Studies	Associate
Honors Program	Baccalaureate
Humanities/Humanities and Science	Baccalaureate
Liberal Arts	Baccalaureate
Liberal Studies	Associate
Self-Design/Designed Major	Baccalaureate

FINANCIAL AID 1999-2000

<u>TYPE OF AID</u>	<u>PERCENTAGE OF STUDENTS RECEIVING AID</u>	<u>AVERAGE AMOUNT OF AID STUDENTS RECEIVE</u>
Federal Grants (scholarships/fellowships)	25%	\$2,757
State/Local Grants (scholarships/fellowships)	23%	\$980
Institutional Grants (scholarships/fellowships)	68%	\$4,351
Loans to students	71%	\$4,403

UNIVERSITY OF NEW ENGLAND

GENERAL INFORMATION 2000-2001

UNIVERSITY OF NEW ENGLAND

11 Hills Beach Road
Biddeford, ME 04005

General Information: (207) 283-0171
Financial Aid Office: (207) 283-0171 x 2342
Admissions Office: (207) 283-0171 x 2297
Web Site Address: www.une.edu

Mission Statement:

The University of New England is an independent co-educational institution committed to academic excellence and the enhancement of the quality of life for the people, organizations and communities it serves. The purpose of the University is to prepare students, through an education based on the liberal arts and sciences in an atmosphere rich in scholarship and service, for meaningful and rewarding careers in the health sciences, osteopathic medicine, life sciences, human services, education, and management.

Type of Institution:	Private not-for-profit, 4-year or above
Title IV Eligible	
Awards/Degrees Offered:	Associate's Degree Bachelor's Degree Postbaccalaureate Certificate Master's Degree Post-Master's Certificate First-Professional Degree
Calendar System:	Semester
Data Used in the Selection of Entering Freshmen:	High school diploma or its equivalent Higher school class standing Admissions test scores (SAT, ACT, Other) Evidence of ability to benefit from instruction Score on the TOEFL
1994 Carnegie Classification	Master's (Comprehensive) Universities and Colleges II--These institutions offer a full range of baccalaureate programs and are committed to graduate education through the master's degree. They award 20 or more master's degrees annually in one or more disciplines

UNIVERSITY OF NEW ENGLAND (cont.)

Regional Accreditation:	New England Association of Schools and Colleges Commission on Institutions of Higher Education
National Institutional and Specialized Accrediting Bodies:	American Association of Nurse Anesthetists <i>Nurse Anesthesia</i> —Institutions and programs at the certificate, master's, or doctoral degree levels. American Occupational Therapy Association <i>Occupational Therapy</i> --Professional programs American Osteopathic Association <i>Osteopathic Medicine</i> --Programs leading to the D.O. degree American Physical Therapy Association <i>Physical Therapy</i> --Programs for the physical therapist Commission on Accreditation of the Council on Social Work Education National League for Nursing Accrediting Commission <i>Nursing</i> --Associate degree programs <i>Nursing</i> --Baccalaureate and higher degree programs

STUDENT CHARGES FOR ACADEMIC YEAR

	2000	1999	1998
TUITION AND FEES	\$16,540	\$15,790	\$15,120
BOOKS AND SUPPLIES	\$820	\$800	\$800
ON-CAMPUS			
Room and board	\$6,420	\$6,050	\$5,820
Other Expenses	\$2,510	\$2,420	\$2,597
OFF-CAMPUS			
Room and Board	\$7,850	\$7,650	\$7,650
Other Expenses	\$2,870	\$2,770	\$2,947
OFF-CAMPUS WITH FAMILY			
Other Expenses	\$2,870	\$2,770	\$2,947

UNIVERSITY OF NEW ENGLAND (cont.)

FALL ENROLLMENT

	1999	2000
Total Enrollment:	2,945	2,259
Undergraduate Enrollment:	1,695	1,222
Percent of Undergraduate by Gender:		
Male	20.4%	27.5%
Female	79.6%	72.5%
Percent of Undergraduate Enrollment by Race/Ethnicity:		
Non-resident alien	14.6%	0.0%
Black non-Hispanic	0.5%	0.3%
American Indian or Alaskan Native	0.2%	0.6%
Asian or Pacific Islander	0.5%	0.8%
Hispanic	0.5%	0.4%
White non-Hispanic	74.2%	87.3%
Race/Ethnicity Unknown	9.4%	6.0%
Student Counts:		
Full-time, First-time Undergraduates	237	294
% Full-time, First-Time Undergraduates	14.0%	17.0%

AWARDS/DEGREES

Conferred between July 1, 1999 and June 30, 2000

Bachelor's Degrees, Total	213
Largest Majors:	Awards/Degrees Conferred
Health Professions and Related Sciences	174
Biological Sciences/Life Sciences	18
Business Management & Admin. Services	15
Parks, Recreation, Leisure and Fitness	11
Education	

UNIVERSITY OF NEW ENGLAND (cont.)

PROGRAMS OFFERED

<u>PROGRAMS OFFERED</u>	<u>AWARD/DEGREE</u>
<u>Agricultural Science</u>	
Aquaculture	Baccalaureate
<u>Animal Science</u>	
Animal and Veterinary Science	Baccalaureate
<u>Behavioral and Social Science</u>	Baccalaureate
Behavioral Sciences	Baccalaureate
Child Care	Baccalaureate
Psychology	Baccalaureate
Social Science/Human Service	Baccalaureate
Social Work/Child and Family Services	Master's
Substance Abuse Studies/Rehabilitation	Certificate
<u>Business</u>	
Business Administration	Baccalaureate
Business Information Systems	Certificate
Computer Science/Computer Information Systems	Certificate
Information Mgmt. Technology	Certificate
Management	Baccalaureate
Management Information Systems	Certificate
<u>Education</u>	
Early Childhood Education	Baccalaureate
Education	Master's/Baccalaureate
Education Administration	Certificate
Elementary Education	Baccalaureate
Junior High/Middle Level Education	Certificate
Kindergarten/Primary Education	Baccalaureate
Secondary Education	Certificate
Special Educ. Early Childhood/Emotional Disturbance	Baccalaureate/Certificate
<u>Environmental and Natural Resources</u>	
Applied Marine Biology and Oceanography	Baccalaureate
Aquaculture	Baccalaureate
Environmental Science Management and Policy	Baccalaureate
Environmental Studies (Environmental Biology)	Baccalaureate
<u>Ethnic Studies</u>	
Cultural Studies	Baccalaureate
<u>Health Fields</u>	
AD/RN Registered Nurse	Associate/Baccalaureate
Dental Hygiene	Associate/Baccalaureate

UNIVERSITY OF NEW ENGLAND (cont.)


<u>PROGRAMS OFFERED</u>	<u>AWARD/DEGREE</u>
Gerontology	Certificate
Health Administration/Sciences	Baccalaureate
Medical Lab. Technology/Clinical Lab. Science	Baccalaureate
Medical Technology	Baccalaureate
Nursing	Baccalaureate
Occupational Therapy/Assistant	Master's
Physical Therapy/Assistant	Master's
Professional Studies (Nursing)	Master's
Rehabilitation Services	Baccalaureate
Respiratory Therapy	Baccalaureate
Therapeutic Recreation	Baccalaureate
<u>Humanities</u>	
Art History	Interdisc. Studies in Conjunction w/ Major
Humanities	Baccalaureate
<u>Leisure Industry</u>	
Sports Management	Baccalaureate
<u>Life Sciences</u>	
Biochemistry	Baccalaureate
Biology	Baccalaureate
Life Sciences	Baccalaureate
Marine Biology	Baccalaureate
Medical Biology	Baccalaureate
<u>Marine Studies</u>	
Applied Marine Biology and Oceanography	Baccalaureate
Marine Science	Baccalaureate
<u>Natural and Applied Science</u>	
Marine Science	Baccalaureate
<u>Interdisciplinary Studies</u>	
American Studies/Am. & N.E. Studies	Baccalaureate
Cultural Studies	Baccalaureate
Double Majors	Baccalaureate
General Studies	Baccalaureate
Honors Program	Baccalaureate
Human Services	Interdisc. Studies in Conjunction w/ Major
Humanities/Humanities and Science	Baccalaureate
International Studies	Baccalaureate
Liberal Arts	Baccalaureate/Interdisc. Studies in Conjunction w/ Major
Liberal Studies	Baccalaureate
Multidisciplinary Studies	Baccalaureate
Science (Pre-Medical, Pre-Dental, Pre-Vet.)	Baccalaureate
Self-Design/Designed Major	Baccalaureate

UNIVERSITY OF NEW ENGLAND (cont.)

FINANCIAL AID 1999- 2000

TYPE OF AID	PERCENTAGE OF STUDENTS RECEIVING AID	AVERAGE AMOUNT OF AID STUDENTS RECEIVE
Federal Grants (scholarships/fellowships)	24%	\$3,476
State/Local Grants (scholarships/fellowships)	52%	\$2,410
Institutional Grants (scholarships/fellowships)	88%	\$4,490
Loans to students	84%	\$7,486

PART IV
INSTITUTIONAL CHARACTERISTICS
2000



ACCREDITATIONS

BEST COPY AVAILABLE

PART IV

LISTING AND WEBSITES OF PUBLIC AND PRIVATE POSTSECONDARY INSTITUTIONS IN MAINE BY NATIONAL INSTITUTIONAL AND SPECIALIZED ACCREDITING BODIES

Accreditation Board for Engineering and Technology

www.abet.org

Maine Maritime Academy
University of Maine
University of Southern Maine
Central Maine Technical College
Northern Maine Technical College

Accrediting Council For Independent Colleges and Universities

www.acics.org

Beal College
Mid-State College

Accrediting Council for Career School and Colleges of Technology

www.votech.about.com/library/blindo/blaccredit2.htm

Mid-State College

American Association of Medical Assistants

www.aama-ntl.org

Husson College

American Association of Nursing Anesthetists

www.aana.com

University of New England

American Bar Association

www.abanet.org

University of Southern Maine

American Dental Association

www.ada.org

University of Maine at Augusta

American Dietetic Association

www.eatingright.com

University of Maine
Southern Maine Technical College

American Health Information Management Association
www.health.gov/nhic/NHICSCRIPTS/Entry.cfm?HRcode=HR0652
University of Maine at Augusta

American Medical Association
www.ama-assn.org
University of Maine at Augusta

American Occupational Therapy Association
www.aota.org
University of Southern Maine
Kennebec Valley Technical College
University of New England

American Osteopathic Association
www.aoa-net.org
University of New England

American Psychological Association
www.apa.org
University of Maine

American Physical Therapy Association
www.apta.org
Kennebec Valley Technical College
University of New England

American Speech-Language-Hearing Association
www.asha.org
University of Maine

Association of Collegiate Business Schools and Programs
www.acbsp.org
Northern Maine Technical College

Association of Theological Schools in the United States and Canada
www.ats.edu
Bangor Theological Seminary

Commission on Accreditation of Allied Health Education Programs
www.caahep.org
Husson College

Commission on Accreditation of the Council on Social Work Education
www.naswde.org

University of Maine
University of New England

Joint Review Committee on Education in Radiologic Technology

www.jrcert.org

Eastern Maine Technical College
Southern Maine Technical College

National Accrediting Agency for Clinical Laboratory Sciences

www.naads.org

University of Maine at Augusta
Central Maine Technical College
Eastern Maine Technical College

National Association of Schools of Art and Design

www.arts-accredit.org

University of Maine
University of Southern Maine
Maine College of Art

National Association of Schools of Music

www.arts-accredit.org

University of Maine
University of Southern Maine

National Council For Accreditation of Teacher Education

www.ncate.org

University of Maine
University of Maine at Farmington
University of Southern Maine

National League for Nursing Accrediting Commission

www.nlnac.org

University of Maine
University of Maine at Augusta
University of Maine at Fort Kent
University of Southern Maine
Central Maine Technical College
Eastern Maine Technical College
Kennebec Valley Technical College
Northern Maine Technical College
Southern Maine Technical College
Husson College
Saint Josephs College
University of New England

LISTING OF PUBLIC AND PRIVATE POSTSECONDARY INSTITUTIONS IN MAINE BY REGIONAL ACCREDITATION

NEW ENGLAND ASSOCIATION OF SCHOOLS AND COLLEGES COMMISSION ON INSTITUTIONS OF HIGHER EDUCATION

Bangor Theological Seminary
Bates College
Bowdoin College
Colby College
College of the Atlantic
Husson College
Maine College of Art
Maine Maritime Academy
Saint Josephs College
Thomas College
Unity College
University of New England
University of Maine
University of Maine at Augusta
University of Maine at Farmington
University of Maine at Fort Kent
University of Maine at Machias
University of Maine at Presque Isle
University of Southern Maine

NEW ENGLAND ASSOCIATION OF SCHOOLS AND COLLEGES COMMISSION ON TECHNICAL AND CAREER INSTITUTIONS

Andover College
Central Maine Technical College
Eastern Maine Technical College
Kennebec Valley Technical College
Northern Maine Technical College
Southern Maine Technical College
Washington County Technical College
York County Technical College

LISTING OF PUBLIC AND PRIVATE POSTSECONDARY INSTITUTIONS IN MAINE BY 1994 CARNEGIE CLASSIFICATION

ASSOCIATE OF ARTS COLLEGES

Andover College
Beal College
Central Maine Technical College
Eastern Maine Technical College
Kennebec Valley Technical College
Mid-State College
Northern Maine Technical College
Southern Maine Technical College

BACCALAUREATE (LIBERAL ARTS) COLLEGES I

Bates College
Bowdoin College
Colby College
College of the Atlantic

BACCALAUREATE COLLEGES II

University of Maine at Augusta
University of Maine at Farmington
University of Maine at Fort Kent
University of Maine at Machias
University of Maine at Presque Isle
Saint Josephs College
Unity College

DOCTORAL UNIVERSITIES II

University of Maine

MASTER'S (COMPREHENSIVE) UNIVERSITIES AND COLLEGES I

University of Southern Maine

MASTER'S (COMPREHENSIVE) UNIVERSITIES AND COLLEGES II

University of New England

OTHER SPECIALIZED INSTITUTIONS

Maine Maritime Academy

SCHOOLS OF ART, MUSIC, AND DESIGN

Maine College of Art

SCHOOLS OF BUSINESS AND MANAGEMENT

Husson College

Thomas College

**THEOLOGICAL SEMINARIES, BIBLE COLLEGES AND OTHER INSTITUTIONS
OFFERING DEGREES IN RELIGION**

Bangor Theological Seminary

INDEX OF INSTITUTIONS

PUBLIC INSTITUTIONS:

Maine Maritime Academy	1-4
University of Maine	5-12
University of Maine at Augusta	13-18
University of Maine at Farmington	19-23
University of Maine at Fort Kent	24-27
University of Maine at Machias	28-32
University of Maine at Presque Isle	33-37
University of Southern Maine	38-44

TECHNICAL COLLEGE SYSTEM:

Central Maine Technical College	45-49
Eastern Maine Technical College	50-54
Kennebec Valley Technical College	55-58
Northern Maine Technical College	59-62
Southern Maine Technical College	63-68
Washington County Technical College	69-73
York County Technical College	74-77

PRIVATE INSTITUTIONS:

Andover College	78-81
Bangor Theological Seminary (Bangor Site)	82-84
Bangor Theological Seminary (Portland Site)	85-88
Bates College	89-92
Beal College	93-96
Bowdoin College	97-102
Colby College	103-108
College of the Atlantic	109-114
Husson College	115-119
Maine College of Art	120-123
Mid-State College (Auburn)	124-127
Mid-State College (Augusta)	128-131
New England Baptist Bible College	132-133
Saint Josephs College	134-138
Thomas College	139-143
Unity College	144-148
University of New England	149-154



U.S. Department of Education
Office of Educational Research and Improvement (OERI)
National Library of Education (NLE)
Educational Resources Information Center (ERIC)



NOTICE

Reproduction Basis



This document is covered by a signed "Reproduction Release (Blanket)" form (on file within the ERIC system), encompassing all or classes of documents from its source organization and, therefore, does not require a "Specific Document" Release form.



This document is Federally-funded, or carries its own permission to reproduce, or is otherwise in the public domain and, therefore, may be reproduced by ERIC without a signed Reproduction Release form (either "Specific Document" or "Blanket").