

## DOCUMENT RESUME

ED 464 324

CS 510 792

TITLE Books and Pets: Our Friends for Life! Arizona Reading Program Manual.

INSTITUTION Arizona State Dept. of Library, Archives and Public Records, Phoenix.; Arizona Humanities Council, Phoenix.

SPONS AGENCY National Foundation on the Arts and Humanities, Washington, DC. Inst. of Museum and Library Services.

PUB DATE 2002-01-00

NOTE 282p.; CD-ROM is not available from ERIC. A Project of Arizona Reads funded under the Library Services and Technology Act. Creative coordination and design by K-READ.

AVAILABLE FROM Arizona Humanities Council, 1242 N. Central Ave., Phoenix, AZ 85004-1887. Tel: 602-257-0335; Fax: 602-257-0392; Web Site: <http://azhumanities.org/cat02-03/f-azreading.html>.

PUB TYPE Guides - Classroom - Teacher (052)

EDRS PRICE MF01/PC12 Plus Postage.

DESCRIPTORS Bibliographies; Childrens Literature; Class Activities; Elementary Secondary Education; Fiction; Handicrafts; Individual Needs; Learning Activities; Nonfiction; \*Pets; Reading Games; \*Reading Programs; \*State Programs

IDENTIFIERS Arizona

## ABSTRACT

This reading program manual delineates the "Books and Pets" program, a project of Arizona Reads, which is a collaboration between the Arizona Humanities Council and the Arizona State Library, Archives, and Public Records. A CD-ROM version of the program accompanies the manual. The manual is divided into the following parts: Introduction; Getting Started (Planning with Goals and Objectives; Program Planning and Scheduling; Let's Get Everyone Involved; Awards and Incentives; Program Survey; Publicity and Promotion; Letter from K-READ and Graphics; Decorations; Registration; Reading Logs); General Resources (Resource Companies; Government Resources; General Programming Titles; Theme-Based Fiction Titles; Theme-Based Non-Fiction Titles; Helpful Web Sites); Arizona Humane Society (Introductory Letter; Humane Literature Checklist; Games, Puzzles, and Activities; Bibliography of Children's Books); Activities (Age-Adaptable Programs and Activities; Songs and Plays; Pet Riddles; Games and Puzzles; Answers); Crafts (General Crafts; Sewing Crafts; Origami Crafts; Masks and Drawings; Recipes); and Special Groups (Young Adult General Programming; Young Adult Theme-Based Programming; Special Needs General Programming; Talking Book Bibliography; Good Books about Special Needs). Appendixes contain information about availability of program funds, incentive coupons for program participants, information on contributing to the 2003 Summer Reading Program, and detailed information on performers related to this year's theme. (NKA)

CS

ED 464 324

# Books and Pets: Our Friends for Life!

# Books and Pets

## Arizona Reading Program Manual



CS 510 792



BEST COPY AVAILABLE

PERMISSION TO REPRODUCE AND DISSEMINATE THIS MATERIAL HAS BEEN GRANTED BY

A.M. Johnson

TO THE EDUCATIONAL RESOURCES INFORMATION CENTER (ERIC)

1

U.S. DEPARTMENT OF EDUCATION  
Office of Educational Research and Improvement  
EDUCATIONAL RESOURCES INFORMATION CENTER (ERIC)

This document has been reproduced as received from the person or organization originating it.

Minor changes have been made to improve reproduction quality.

• Points of view or opinions stated in this document do not necessarily represent official OERI position or policy.

# Books and Pets

our Friends  
for Life



ELI BELONGS TO KEN WHITE, FORMERLY OF  
THE ARIZONA HUMANE SOCIETY.

## ARIZONA READING PROGRAM

A project of Arizona Reads, a collaboration between the Arizona Humanities Council and the Arizona State Library, Archives and Public Records. Funded in part by the Institute of Museum and Library Services under the Library Services and Technology Act. Photo shoot coordination by the Arizona Humane Society. Photography on promotional materials by Rick Odell. Creative coordination and design by K-READ.

# Table of Contents

## A. INTRODUCTION

Introductory Welcome Letters.....	A-4
Forward .....	A-6
Acknowledgements .....	A-7
History of the Arizona Reading Program.....	A-9
Program Evaluation .....	A-10

## B. GETTING STARTED

Planning with Goals and Objectives .....	B-1
Program Planning and Scheduling.....	B-3
Let's Get Everyone Involved .....	B-10
Awards and Incentives .....	B-13
Program Survey .....	B-14
Publicity and Promotion.....	B-18
Letter from K-READ and Graphics.....	B-23
Decorations.....	B-28
Registration.....	B-32
Reading Logs.....	B-35

## C. GENERAL RESOURCES

Resource Companies.....	C-1
Government Resources .....	C-4
General Programming Titles .....	C-6
Theme-based Fiction Titles .....	C-9
Theme-based Non-Fiction Titles .....	C-13
Helpful Web Sites .....	C-17

## D. ARIZONA HUMANE SOCIETY

Introductory Letter.....	D-1
Humane Literature Checklist.....	D-2
Games, Puzzles, and Activities .....	D-3
Bibliography of Children's Books.....	D-21

## E. ACTIVITIES

Age-Adaptable Programs and Activities .....	E-1
Songs and Plays .....	E-6
Pet Riddles .....	E-36
Games and Puzzles.....	E-38
Answers to the Games and Puzzles.....	E-53

## F. CRAFTS


General Crafts .....	F-1
Sewing Crafts.....	F-22
Origami Crafts .....	F-29
Masks and Drawings .....	F-31
Recipes.....	F-33

## G. SPECIAL GROUPS

Young Adult General Programming .....	G-1
Young Adult Theme-Based Programming .....	G-6
Special Needs General Programming .....	G-10
Talking Book Bibliography.....	G-12
Good Books About Special Needs .....	G-16

## H. APPENDICES

Program Funds .....	H-1
Coupons .....	H-4
Manual Submissions .....	H-8
Presentation Resources .....	H-10
Presentation Resources by Category .....	H-45



JAKE BELONGS TO MARCIA SOLDAVINI OF THE  
ARIZONA HUMANE SOCIETY

A. Introduction



**Books**  
**and**  
**Pets**  
**our friends for life!**





State of Arizona  
**DEPARTMENT OF  
LIBRARY, ARCHIVES AND PUBLIC RECORDS**  
GladysAnn Wells, Director

PROVIDING ACCESS  
*Preserving  
Arizona*

December, 2001

Dear Reading Colleague,


Partnerships are an important way to do our business and build for the future. We are proud of the partnership between the Arizona Humanities Council and the Arizona State Library, Archives and Public Records! One component of this partnership is the Arizona Reading Program (ARP). Begun in 1974, the Arizona Reading Program was created to promote books, reading, and literacy for Arizonans.

This year a new collaborator has been added. The Arizona Humane Society joins us for the reading theme Books and Pets: Our Friends for Life!, with a focus on humane education. An understanding of our pets, their needs and their characteristics, can only enhance our enjoyment of them and ensure their well-being. For many, pets are an important part of everyday life. For others, pets are appreciated through the power of the imagination and through literature.

We invite you to spend some of your reading time with our theme and celebrate the joy of reading and the joy pets bring to our lives.

Sincerely,

*GladysAnn Wells*  
GladysAnn Wells, State Librarian



**STATE CAPITOL**

1700 W. Washington - Room 200 - Phoenix, Arizona 85007 - Home Page: <http://www.lib.az.us>

Phone: (602) 542-4035 - Fax: (602) 542-4972 - Email: [gawells@lib.az.us](mailto:gawells@lib.az.us)


An Equal Opportunity Employer

December 2001



Dear Friends of the Book:

The manual before you is but one example of the evolution in the relationship between the Arizona Humanities Council and the Arizona State Library, Archives and Public Records. Now entering its third year, "Arizona Reads," the organization the two agencies created in 1999 to foster reading, continues to expand to all corners of the state. The Arizona Reading Program, one of three projects under the "Arizona Reads" umbrella, is issuing its manual in a more timely fashion, and the information is being revised to include more practical, feasible, and age-based activities—based on suggestions from you, the librarians in the field.



DAN SHILLING'S DOG, MAGGIE

The Arizona Reading Program will continue the practice started last year—that is, offering workshops in several communities throughout the state. We also invite you to join the steering committee for the Arizona Reading Program, which has been serving Arizona's library community for more than twenty-five years. It is your comments, which are framed by your experiences with youth in libraries, that help our staff and committee members design and build a thematic program that works for all of you, regardless of your library's location, budget, or staff size.

This year, the manual's theme is "Books and Pets: Our Friends for Life!" We hope the exercises and materials that follow will be a significant attraction in your library, and we look forward to your feedback during the year. AHC and the State Library are also pleased to welcome the Arizona Humane Society as a contributor. We all support and cherish children, pets, and reading, so it comes as no surprise that we should include them in this year's manual.

In addition to the Arizona Reading Program, "Arizona Reads" also includes Motherread Arizona, a unique literacy and parenting program, and the ever-popular Community Book Discussion Program, which offers books and facilitators for adult audiences. Don't hesitate to call AHC if you want to learn more about these other "Arizona Reads" programs, and be sure to look for workshops in your community that are conducted by AHC and the State Library.

On behalf of the board of directors and staff of the Arizona Humanities Council, I am honored to join with the Arizona State Library, Archives and Public Records to provide these important and meaningful programs. We look forward to a continuing relationship with you, as we all work to foster an appreciation of reading in Arizona.

Sincerely,

Dan Shilling

8

ARIZONA HUMANITIES COUNCIL

The Ellis-Shackelford House - 1242 North Central Avenue - Phoenix, AZ 85004-1887

602/257-0335 - Fax: 602/257-0392 - [www.azhumanities.org](http://www.azhumanities.org)



## Welcome to the Arizona Reading Program for 2002, Book and Pets: Our Friends for Life!

We believe this theme is a rich one, full of possibilities for entertaining and educational programming based on two of a child's best friends. Both books and pets touch our lives in so many heartfelt ways, and we hope that by bringing them together in this theme, we can increase our appreciation of both.

The ARP Manual is intended to provide you with ready-to-use materials as well as inspire you to discover resources already available in your branches and communities. We have also developed a set of materials that are appealing and fun for kids, and hope these items will help you encourage them to participate in your Arizona Reading Program.

We have a special chapter in the manual this year, one provided by the Division of Education at the Arizona Humane Society. Already active in school programming, AHS graciously accepted our invitation to provide materials on humane education, and their Education Coordinator has provided some wonderful activities and titles you may incorporate into your programs. Be sure to check it out!

We will continue to supply the ARP manual and materials around the first of the year, for planning purposes and in case you want to use the program early in the year. You are under no obligation to use the materials at times other than summer, but we wanted you to have the option.

We will also continue with regional workshops, offering them in Flagstaff, Tucson, and a rotating third location each year. Program funding for under-funded rural libraries is also still available, and the application forms are located at the beginning of the Appendices.

Our committee members come from all over Arizona, from large, metropolitan libraries to small, rural libraries with only a few staff members. If you would like to join these dedicated, dynamic people in their exciting endeavors, please contact us at the Arizona Reads office. We would love to have each county represented!

We wish you success in planning and executing Book and Pets: Our Friends for Life!, and if you have any suggestions or questions, please do not hesitate to contact the Arizona Reads Coordinator at 602/257-0335x26. Good luck and enjoy!




DEBORAH KEARNS DOG, MAX

# Acknowledgements

Dear Librarians,

I would like to enthusiastically thank each member of the Arizona Reading Program Committee, whose contributions are the core of the 2002 ARP manual and materials:


Louisa Aikin	Scottsdale Public Library, Mustang Branch
Ruth Grant	Tucson-Pima Public Library, River Center Branch
Deborah Kearns	Cottonwood Public Library
Kami Krenz	Braille and Talking Book Library, Phoenix
AnnaDel Paxton	Flagstaff City-Coconino County Public Library
Giane Powell	Safford City-Graham County Library
Bill Reuter	Tucson-Pima Public Library, Kirk-Bear Canyon Branch



LOUISA AIKIN'S CAT, IRA

I offer a special thanks to AnnaDel, Ruth, and Bill for their help with the Flagstaff and Tucson workshops. I would additionally like to acknowledge Jana Ponce and her staff at the Parker Public Library for their hard work in hosting the third workshop.


RUTH GRANT'S DOG, SPARKY



Public Library Development Consultant Linda McCleary and staff member Gloria Rojel of the Library Development Division are also on this very active committee, and their experience and expertise continue to inform and enrich the Arizona Reading Program and workshops.

I also applaud the librarians that contributed wonderful ideas to the 2002 manual even though they are not on the ARP Committee. They utilized the form in the manual Appendices and stepped up to the plate, making Books and Pets: Our Friends for Life! an even more collaborative project of the public librarians in Arizona. They include:


- Vicki Foote            Pima Public Library, Pima
- Sara Greenwood    Roxanne Whipple Memorial Library, Winslow
- Rebecca McSween   Yuma County Library District, Foothills Branch
- Judith Stafford     Copper Queen Library, Bisbee



KIMBERLY DEVAULT'S CAT, TANGO

Kathy Albert and her staff at K-READ are also greatly responsible for the value and success of Books and Pets: Our Friends for Life! Their creativity, enthusiasm, and professionalism are responsible for the quality, style, and accessibility of your 2002 manual and materials.

Of special note this year are Ken White, Marcia Soldavini, and Kimberly DeVault of the Arizona Humane Society. As former President, current Director of Education, and former Education Coordinator, respectively, Ken and Marcia saw the value in our collaboration and Kimberly made it happen, contributing the chapter of humane educational materials and coordinating the photo shoot that is the core of our artwork this year.




GRACE POWELL'S DOG, GINGER

The photo artwork features family and friends, both human and pet, of the Arizona Humane Society and the Arizona Humanities Council, and we are grateful to them for their contribution to this year's theme.

These people have been a wonderful group to work with due both to their kindness and their dedication to the success of the Arizona Reading Program. I am, as are the public librarians throughout Arizona, deeply indebted to each of you.

Ann-Mary Johnson, Arizona Reads Coordinator



BILL REUTERS'S DOG, SOPHIE MADISON





DEBORAH KEARNS DOG, CHLOE

# History of the Arizona Reading Program

Arizona has a long history of successful reading programs. Here is a list of our past themes and a few graphics from past campaigns to jog your memory.

- 1974 Monster Zoo
- 1975 Arizona Round-Up
- 1976 Our Country
- 1977 Wizard of Oz
- 1978 Star Ship To Adventure
- 1979 Open the Elfin Doors
- 1980 Ready, Set, Go!
- 1981 Stake Your Claim
- 1982 Lions & Tigers & Books
- 1983 Bone Up On Books-Be a Bookasaurus
- 1984 Your Own Adventure
- 1985 Bite Into Books
- 1986 Unlock Your Universe With Books
- 1987 Sakes Alive-We're 75
- 1988 Time Travel - You Are There
- 1989 Books Give Us Wings
- 1990 Have Books, Will Travel
- 1991 Read Arizona
- 1992 Rainbow Earth
- 1993 Libraries: The Greatest Show on Earth
- 1994 Get a Clue at the Library
- 1995 Pandamonium At The Library
- 1996 Every One A Winner
- 1997 Book A Trip to the Stars
- 1998 Readers of the Round Table
- 1999 Read Arizona
- 2000 Read from Sea to Shining Sea
- 2001 2001: A Reading Odyssey
- 2002: Books and Pets: Our Friends for Life!







## Arizona Reading Program Evaluation for Books and Pets: Our Friends for Life!

Program Evaluation for the Arizona Reading Program is now mandatory, and these forms are due by September 1, 2002. Fax to 602/257-0392, or mail to Arizona Reads, 1242 North Central Avenue, Phoenix, AZ 85004.

Arizona Reads needs this information to report to our funders, the National Endowment for the Humanities and the Institute of Museum and Library Services under the Library Services and Technology Act. Libraries that do not return their 2002 evaluations by September 1 may be charged for their 2002 free materials.

### SOME GUIDELINES:

1. If you are reporting for more than one library location, include a report for each branch.
2. If you do not have your precise participant numbers, please estimate.
3. If you ordered only a manual and had no ARP-related public programs, simply note that on the evaluation.
4. Please call Ann-Mary Johnson at 602/257-0335 x26 if you have questions.

Library Branch Name:

Address:

Legislative District (mandatory):

Congressional District (mandatory):

ARP Contact Person at Branch:

Job Title:

Phone:

Fax:

E-mail:

Are you interested in serving on the 2003 Reading Program Committee?

What difference does the Arizona Reading Program make in your library?

What impact does the Arizona Reading Program have in your community?

If the ARP does not make a difference in your library or have an impact in your community, what changes do you suggest?

BUDGET TOTALS

How much money did your library branch receive from the library itself for your 2002 ARP?

What was the total dollar value of any contributions or goods your branch received from other sources than the library for your 2002 ARP?

What was the total number of volunteer hours contributed to your branch for your 2002 ARP?


PARTICIPANT TOTALS

These reflect the total number of people that participated in your Arizona Reading Programs, with each individual being counted only once:

Total Number of Individual Youth Participants (ages 0-15):

Total Number of Individual Adult Participants (ages 16+):

Was this a greater or smaller number of participants than last year? Why?





**PROGRAM TOTALS**

This is a different way of counting participants, as well as a count of your ARP programs. Please note at the start of your ARP that you will need to keep these figures as you go.

**Number of ARP Programs**

How many individual programs did you have that were part of your Arizona Reading Program? Include all special events, storytimes, craft programs, etc.

**Total in Attendance at All Programs**

What was the total number of people that attended these programs? This figure means that certain individuals will be counted multiple times, if they attended multiple program.

**Free Materials Evaluation**

Includes manual, posters, bookmarks, reading logs, certificates, book bags, and paw print stamps.

How do you rate the free materials provided to you by the Arizona Reading Program?

\_\_\_\_ Not helpful    \_\_\_\_ Somewhat helpful    \_\_\_\_ Very helpful

**PROGRAM MANUAL**

Did you use the Program Manual? \_\_\_\_

On a scale of 1-10 (1=poor and 10=excellent), please circle your rating of the manual.

1. Timeliness	1	2	3	4	5	6	7	8	9	10
2. Content	1	2	3	4	5	6	7	8	9	10
3. Structure	1	2	3	4	5	6	7	8	9	10
4. Appearance	1	2	3	4	5	6	7	8	9	10

What did you like most about the manual?

What did you like least about the manual?

## POSTER

Did you use the poster?

On a scale of 1-10 (1=poor and 10=excellent), please circle your rating of the poster.

1. Size	1	2	3	4	5	6	7	8	9	10
2. Design	1	2	3	4	5	6	7	8	9	10
3. Appeal	1	2	3	4	5	6	7	8	9	10

Comments:

## BOOKMARKS

Did you use the bookmarks?

On a scale of 1-10 (1=poor and 10=excellent), please circle your rating of the bookmarks.

1. Size	1	2	3	4	5	6	7	8	9	10
2. Design	1	2	3	4	5	6	7	8	9	10
3. Appeal	1	2	3	4	5	6	7	8	9	10

Comments:

## READING LOGS

Did you use the reading logs to record time, titles, or pages read?

On a scale of 1-10 (1=poor and 10=excellent), please circle your rating of the logs.

1. Size	1	2	3	4	5	6	7	8	9	10
2. Layout	1	2	3	4	5	6	7	8	9	10
3. Appeal	1	2	3	4	5	6	7	8	9	10

Comments:

## CERTIFICATES

Did you use the certificates to reward participants?

On a scale of 1-10 (1=poor and 10=excellent), please circle your rating of the certificates.

1. Size	1	2	3	4	5	6	7	8	9	10
2. Design	1	2	3	4	5	6	7	8	9	10
2. Appeal	1	2	3	4	5	6	7	8	9	10

Comments:

## BOOK BAGS

Did you use the book bags?

On a scale of 1-10 (1=poor and 10=excellent), please circle your rating of the bags.

1. Size	1	2	3	4	5	6	7	8	9	10
2. Design	1	2	3	4	5	6	7	8	9	10
3. Construction	1	2	3	4	5	6	7	8	9	10
4. Appeal	1	2	3	4	5	6	7	8	9	10

Comments:

### PRICED ITEMS EVALUATION

We would like your feedback on any of the ARP priced items you may have purchased for your program, including such items as stickers, pens, pencils, etc.

What priced item did you like the most? Why?


What priced item did you like the least? Why?

General comments and suggestions about the priced materials:

Thank you for sharing your thoughts with Arizona Reads. Your feedback allows us to get a clearer picture of the overall program and make adjustments for improvements next year.



**B.** Getting Started



**Books  
and  
Pets**

**our friends for life!**

# Planning: Tailoring the ARP for your Library and Community

This section covers goal setting and program design—the basics of planning. If you already have a program in place, skip to the following section entitled “Publicity and Promotion: Getting The Word Out!” for ideas on how to alert the public.

## Start With Goals

Goals are general statements of mission or purpose. They are important to serving your mission in the community and in planning a successful reading program. Written goals for the library staff can bring to life the philosophy of your institution. Goals serve as tools for planning the directions of all library activities.

Does your library currently have goals for the children’s department? If not, please spend some quality time constructing and sharing some core goals for your program. Since children’s services are unique and require special consideration, general library goals may not be applicable.

Consider the library’s general goals when writing program goals. Program goals help the programmer coordinate a specific activity with the library’s overall goals and set priorities for service. Program goals may also justify staff time and budget expenditures. Goals for a reading program should answer the core question of “Why Have a Reading Program?”

The important thing to remember is that a positive reinforcement of the love of reading is the main goal.



Children’s librarians have long held as their foremost objectives those so well formulated by Harriet Long in her book *Rich the Treasure*:

1. To make a wide collection of books easily and temptingly available.
2. To give guidance to children in their choice of books and materials.
3. To share, extend, and cultivate the enjoyment of reading as a voluntary, individual pursuit.
4. To encourage lifelong education through the use of public library resources.
5. To help children develop their personal abilities and social understanding to the fullest.
6. To serve as a social force in the community together with the child’s welfare.

## Objectives Carry Through the Goals


After determining the goals, develop the objectives. Objectives are specific, measurable statements that show how the goals will be achieved. When forming objectives, you must think ahead to the evaluation. Since the evaluation will try to determine if the objectives have been met, the objectives must be measurable and within the resources of the library staff.

For example, the goal of “Improving the quality of children’s reading” might have the objective, “Children participating in the reading program will read more classics.” It seems to be a good objective, one that would be worthwhile to achieve. However, how would you measure success? What is a classic and what is not? How many “classics” would demonstrate that the goal had been met?

The objectives that will be easiest to evaluate and compare from year to year are the quantitative ones. Objectives may include statistics such as program registrants, number of children who completed their requirements for the program, circulation of juvenile materials, or numbers registered from each grade and from each school. These numbers are compared to the previous year’s statistics and are saved to compare with the following years. For example, use these statistics to determine what percentage of children from each grade in each school participated in the program. Several days’ circulation figures can be compared with several similar days from the previous year.

To continue the earlier example, the goal of “Improving the quality of children’s reading” may have this objective: “The circulation of non-fiction will increase by 10%.” Gather circulation statistics from any given day during your reading program (let’s say July 12th). Gather circulation statistics from a day prior to the reading program (let’s say January 15th). Compare non-fiction circulation in July to the same statistic in January. What was the increase? Then gather circulation statistics from July 12th of the previous year. Compare the non-fiction circulation of each summer reading program. Was there an increase?

After the goals and objectives for the overall program have been determined, write objectives for each phase of the program.



## You Need Priorities

What are the most important parts of your reading program? This will vary from library to library, and few institutions have the resources to do it all! Plan your program so that you can spend plenty of time on the most important tasks. Take into account the following when setting the priorities for your program: advance planning, publicity, incentives and rewards, follow-up activities, and any other items that you feel are an integral part of your program.



## SAMPLE GOALS AND OBJECTIVES

### **Goal- To Encourage Reading**

Strategies include: making reading fun, getting everyone in the family involved, making it a community effort.

### **Goal- To Increase Library Attendance by Children**


Strategies include: making the library more visually appealing with decorations, promoting the library as a recreational spot with games, promoting the library as a wholesome place by sponsoring family activities.

### **Goal- To Reach Non-Library User Families**

1. Objective: Children who use the library will become life-long users.  
Strategy: Promote program through schools, day-cares, and religious institutions.
2. Objective: Families who join the library will increase our circulation numbers.  
Strategy: Distribute bookbags or booklogs through non-traditional avenues, and offer a small prize or incentive when they bring it to the library.
3. Objective: Reaching out to non-users may also reach "at risk" or minority populations.  
Strategy: Use special programs and speakers to appeal to specialized audiences.


## Planning and Scheduling

Like readers, reading programs come in all shapes and sizes. These programs have many elements in common: a kickoff event, registration, reading recorders, activities such as games and story hours, and rewards such as incentives and awards. We have provided a general timeline and ideas to keep you organized during the planning and scheduling of your unique program. Use the planning grids on the following pages to get you started.



## Timeline for Planning and Scheduling

Here is a worksheet and timeline to get you started. Customize the following grid for your list of tasks building up to a kickoff event. Below are possibilities for building a timeline. Remember to keep a monthly calendar with important dates marked.



4-5 Months  
Prior to your program

---

---

---

---

---

---

---

---

---

---

---

---

---

---

---

---

---

---

---

---

---

---

---

- Read the manual; use a highlighter and “sticky” notes to mark areas of particular interest to you.
- Make sure you order enough materials for your program from the ARP and elsewhere.
- Create a working calendar for programming and choose tentative dates.
- Get excited about the theme! Start looking around for presenters and volunteers to help you implement your programming.
- Order books to complement your theme. Check out the manual bibliography for more titles about pets.
- Start thinking about funding options from local animal-related businesses and organizations.

2-3 Months

Prior to your program

---

---

---

---

---

---

---

---

---

---

- Finalize program dates.
- Schedule film, performer, and craft dates; make contingency plans for rain dates or scheduling conflicts.
- Order all materials for crafts and check all AV equipment.
- Prepare flyers for the circulation desk.
- Plan school visits.
- Prepare bulletin board materials.
- Prepare materials for volunteers.
- Post sign up sheets for volunteers.

1 Month

Prior to your program

---

---

---

---

---

---

---

---

---

---

- Promote the program; use suggestions from the manual.
- Confirm school visits. Don't forget day-cares, private, and parochial schools.
- Write confirmation letters/contracts to all speakers/performers.
- Practice crafts or activities.

2-3 Weeks

Prior to your program

---

---

---

---

---

---


---

---

---

---

- Continue promotions.
- Consider a press conference to get the word out.
- Have a staff meeting so everyone understands the program parameters.
- Begin decorating the library.



## Program Parameters

When building your reading program, first decide whether a structured or unstructured approach is best. Has the library traditionally emphasized book lists, reading quotas, and awards? This approach gives children structure and goals, but youngsters can become discouraged by a steady diet of book lists and assigned reading quotas. Some libraries opt for special activities such as Parent Night, Story Time, etc., but these programs may be too demanding for other libraries. Consider the history of your reading program. What has worked in the past? What resources have been available for the reading program, and what do you have to work with now? For ideas on drumming up money and manpower, see "Community Involvement," later in this manual. Read on for questions that may help you decide what type of program is best for your community.

### FACILITIES

- 1) What amount of space is available and for what size group?
- 2) Will the excessive noise level disturb other patrons using the library, or is a separate room available for busy activities?
- 3) Is there a play area available for outdoor activities? Is a local park available for opening or closing parties?
- 4) How long will the programs last and how often will they meet?
- 5) Will decorations and displays be put up in the area?

### STAFF

- 1) How large is the staff?
- 2) Do regular or volunteer staff increase or decrease in size during the summer months? During the year? Can older youths be used as volunteer helpers for your program?
- 3) How much time does staff and volunteers have to participate in the program? Is it a key time for staff vacations?
- 4) Can parents of participants help with activities or perhaps provide refreshments?
- 5) What special talents can staff, parents, and volunteers contribute to the program? (i.e., music, arts & crafts, and drama)

### PARTICIPANTS

- 1) What is the maximum number of children you can accommodate?
- 2) Will there be age limitations?
- 3) Are participants broken up into groups based upon age, reading skills, and grade level, or do they participate as one large group?
- 4) Will a Read-to-Me program for pre-schoolers be offered?

### COLLECTION

- 1) Does the library need to purchase materials from the bibliography provided in the ARP manual?
- 2) Will bibliographies of your local resources be printed for the participants as supplemental handouts to the program?

### SCHEDULING

- 1) When and how will registration for the program take place in the library?
- 2) Can the library contact local newspapers, radio stations, and television stations to find out what their deadlines are for publicity?

- 3) What kind of school visit, if any, will there be? (i.e., thematic skit, book talks, handout flyers or a short narrative on the program?)
- 4) Does the rest of the library staff know the dates of the programs and special events?

### **BUDGET**

- 1) What arts and crafts supplies do you have, and what needs to be purchased?
- 2) What craft materials, prizes, or incentives can be donated by local merchants?
- 3) Will participants be asked to provide their own supplies for certain activities?
- 4) Will it be necessary to purchase promotional or incentive materials in addition to those the state provides for free?
- 5) Is it necessary to request additional money for performer's fees, rental space, or additional publicity (flyers)?
- 6) Is it possible to have a fundraising project to add to the available revenue for the program? Can your Library Friends group help?

### **MISCELLANEOUS:**

- 1) Can field trips be planned and implemented?
- 2) How can you use guest speakers, musicians, artists, and storytellers in your program?
- 3) What kind of support might you obtain from various merchants and civic groups for the program?
- 4) Has anyone else developed an activity or idea that had great success that could be used in the program?

## How to Structure your Program

How do you plan to structure your program? There are advantages to both styles. Read on and decide for yourself.

### **STRUCTURED:**

**Set age limits for children participating.**

**Try to offer something for all age groups.** If you only have time for one program, then try to reach an age group not normally served during the rest of the year. For example, if there is a story time during the winter for pre-schoolers, offer something for school age children during the summer.

**Determine the number of books/number of minutes children must read to get a certificate.** Do not set the requirements so high that it discourages children from reading, or encourages children to read below their level. It is important to remember that the slow readers and the learning challenged children need to feel that they belong. Determine the length of your program and the average reading ability of your patrons. Make special provisions for those children who are poor or non-readers to earn a certificate in some other way. Restructure rewards for participation rather than completion...library visits would be a great way to encourage a non-reader in a positive way.



**Create required reading lists.** Use the bibliography in the appendix to create a list of books that reflect your approach to "*Books and Pets: Our Friends for Life!*," or create your own interpretation of this year's theme.

**Avoid competitive programs.** The point of a reading program is to make the library appealing as you encourage children to read. Don't turn the summer reading program into a grueling struggle for supremacy. Offer avenues for every level of reader to participate, and make sure that rewards are available to everyone.

**Encourage oral or written reports.** Oral reports are time-consuming, but they give the librarian an idea of how to guide the child in future reading. You can make these more palatable to children by creating a "book club" to discuss books. Try dressing up as a character in a book to stimulate questions and opinions from the children.

Written reports stimulate thinking and writing skills. You may encourage a less formal book report by hosting an electronic "chat room" where children post their feelings about the reading. If you don't have the resources for a technological wonder such as this, don't despair! Simply create a display with a few featured books, labeling it the "(Arizona's favorite author!" area. (insert name of library or city). Give the children a short fill-in-the-blank form, with questions such as "I liked this book because...", "My favorite character is...", etc. If possible, take instant photos of the children to post with their "reports."

## Unstructured Programs:

Even though most librarians implement a structured program, a less formal approach could be both successful and easy to implement. Here are some points to ponder for an unstructured program.

- Any child (or family) may participate.
- There is no required reading list or minimum number of reports.
- Any child who has participated by reading at least one book or by participating in one activity may receive a certificate or acknowledgement.
- Children keep their own reading records. Maybe they even decide how they will track their progress.
- If the child moves or goes on vacation to another part of the state and the local library there has a summer reading program, the child may continue the program with them.

## Family Involvement

You know the history and the needs of your patrons, so create a program suited to your community. Most of us think of family reading programs in terms of children, usually those who are three to ten years old. Occasionally we make an effort to encourage preteens and teens, but seldom do we realize there is an entire category of patrons who may enjoy participation. Those patrons are the adults of the community. Consider the impact of such a program for your library. Parents, senior citizens, nursing-home and retirement-center residents, for example, are groups who might be considered for family reading programs.

Children need encouragement, but what better encouragement is there than seeing adults in their lives and in their community who also enjoy reading. Make an attempt to include others in the community in your program. If you do not set age limits, you may have a wider variety of participants than you expected.

### **PARENT INVOLVEMENT**

Parents who read in the home make a huge impact on their children. Use this reading program as an opportunity to encourage reading as a family activity.

A Family Certificate may be offered along with individual certificates. During Family Reading Program Time, each child must bring an adult and each adult must bring a child. Set aside a special week during the family program for special features for family involvement and attendance. Have special bulletin boards, reading material centers, read-aloud programs, and lap-sit programs. Follow the lead of one library and offer contract programs such as "DAD (OR MOM) WILL READ TO ME." Grandparents or other caregiver adults sometimes bring children to the library. They, too, may be interested in working toward a certificate or in becoming involved in a meaningful way.

### **Parent Orientation:**

- Have a guest book for parents to sign that includes addresses so that you can send invitations to future events or other information.
- Tell the parents briefly about the theme and some special events planned for the program (story hours, picnics, pet shows, etc., see the program ideas in each age group selection for more suggestions).
- Give the parents a little guidance on family reading with a presentation by a local reading specialist. Colleges, universities, or local school districts are all sources for speakers. Emphasize the importance of brevity to the speaker. The audience is composed of parents, not educators. We do not want to overwhelm them. If parents think they have to make radical overnight changes in their routine, they might not participate.
- Bring groups together and have someone read a story or chapter to the entire group. Prepare the reader with an enticing selection, but read it, do not perform it. While everyone enjoys a good storyteller, we want to convince parents that reading and listening together is a pleasurable experience within any family's reach.
- Book talk your parents! Draw their attention to books for adults that will help them get started reading aloud or inspire them. The *New "Read-Aloud" Handbook* by Jim

Trelease is excellent. It contains lists of proven read-aloud winners. Describe or quote briefly from one or two titles.

- Prepare a hand-out of read-aloud books for the parents and give it to them to take home.

### **Other Special Events:**

- Try a parent/child get together. You may want to have someone share a favorite book and/or show a short film based on a children's book. Draw attention to any interesting new titles and be prepared to recommend more favorites.
- Sponsor a father or male caregiver's night out at the library. Have children bring their fathers, grandfathers, or significant male adult to the library for a special event such as storytime session. Do not forget to mention the need for family read-aloud time. If the evening is a success, consider making it a regular event.
- Host a family spelling bee. Use regular words or focus on the pet/pet care/pet adventure theme.

### **Program Support:**

- Keep good family read-aloud books on display throughout the program. Develop a family reading display on the wall or bulletin board.
- Send an updated list of read-aloud titles home with the children. A biweekly or monthly read-aloud newsletter could be a regular feature. This can be as simple as a photocopied list of additional titles especially suited for reading aloud or a report of the children's activities in the Arizona Reading Program. Use your mailing list if funds permit or send a sheet home with the children.

### **SENIOR CITIZEN INVOLVEMENT**

Consider a special program for senior citizens using the family reading theme. A low-key public awareness program to the targeted seniors in your community may bring in several new patrons. A simple letter to civic clubs, churches, senior residences, health care offices, area agencies on aging, and senior citizens centers should help spread the word. Your sincere interest will become known and the response may surprise you.

### **Nursing Homes and Retirement Centers:**

Those who reside in nursing homes and retirement centers may be served by regional library centers, but the involvement of the local public library may prove to be popular.





Program directors in these care facilities might appreciate having buttons, ribbons, bibliographies, bookmarks, and other thematic program materials. The games and activities enjoyed by children may also be enjoyed by seniors who live in nursing homes and retirement centers. Program directors are always looking for new and interesting program materials.

Retirement homes and assisted living centers are also good place to look for volunteers. Many of these residents would enjoy reading aloud to children. They may also be interested in making flannel board characters or favors for your programs.



# Community Reading Log

- Today I read with my mom
- Today I read with my dad
- Today I read with my grandma
- Today I read with my grandpa
- Today I read with my friend
- Today I read with my brother or sister
- Today I read with my neighbor
- Today I read with my teacher
- Today I read with my librarian
- Today I read all by  
MYSELF!



## Awards and Incentives:

Will you award your rewards based on books read, time read, or visits to the library? This should influence how you record reading. Then set recognition points. How many books must be read for each child to get to the first level, the next level, then to gain a certificate or other recognition?

### FIRST DECIDE ON A GOAL

Consider rewarding participation rather than performance. Counting library visits will encourage library use without undue competition. The point of the program is to make the library more appealing, not to promote read-to-the-death gladiatorial games: "Ave, Caesar. We who are about to read salute you!"

Many libraries like to give incentives. Call it the "Happy Meal" effect if you will. Today's children are used to being lured by a cool prize or toy; however, do not save something for a prize that is better used as a promotional item early in the program. Incentives can range in cost from bookmarks printed by the ARP to T-shirts with the program slogan. You know what works best with your community, library, and budget.

## When to Distribute the Loot

Depending on your program's structure, you'll want to decide how to pace the incentives.

### IN THE BEGINNING:

When you sign up a participant for the reading program make sure they get something...a booklog, a sticker, any small token to show that they are about to start something special.

### ALONG THE WAY:

Drop-out after the initial excitement is a major concern. Make sure to offer incentives along the way. Remember, an incentive doesn't have to be a product: it can be recognition, tokens for an eventual larger prize, or even a note of encouragement. Consider having a drawing once a week for everyone who has visited the library or added an entry on their booklog. This way, there's always a winner as well as multiple opportunities to win.

Think about ways to add momentum such as using tokens or book bucks. For example, as each reader attains goals, award book bucks. At the end of the program, let children spend their book bucks on prizes. Fun prizes could be "spend a day with the a fire man" or "share a snack with the librarian." Some libraries even give certificates to children as they complete goals. This has the advantage of solving the problem of extra certificates at the end of summer. Make sure that the children know about special presenters and activities still to come so the children will want to keep coming back to the library!

### AWARDS CEREMONY:

An end-of-the program ceremony is a great opportunity to promote the library community-wide. It gives you a chance to show off the library decorated by the kids during the program. Have the ceremony at a convenient time for parents, and remember many families take vacations right before school starts. To add flair, invite local officials to distribute the certificates. You can award certificates to families that have read books aloud to their children. This sends out a "thank-you" to everyone who was involved in the program.

# Arizona Reading Program Survey\*

Please take a few minutes and answer these questions. Your answers will help us improve the Arizona Reading Program next year!

1. How old are you?
2. Are you a boy or a girl? Circle the right answer.      BOY              GIRL
3. Make a check mark in front of any of these activities that you took part in this summer.  
 Summer school                       Family vacation  
 Swimming lessons                       Other lessons  
 Camp
4. How did you hear about the Arizona Reading Program? Please check the right answer. You can check more than one answer.  
 My mother or father told me about it.       My teacher told me about it.  
 The librarian told my class about it.       I heard about it at the library.  
 Some other way.                       I don't remember.
5. Make a check mark in front of the library activities that you took part in this summer. Draw a happy face after the activities that you especially enjoyed.  
 Reading books                       Story hours  
 Awards ceremony                       Magic show  
 Film programs
6. What did you think of the prizes this summer? Check the right answers. You can check more than one answer.  
 I didn't get any prizes.                       Great!  
 Okay.                       Dumb.  
 I don't care one way or the other.
7. What did you think of the theme of the Arizona Reading Program? Check the right answer.  
 I didn't pay any attention to the theme.       I didn't like it.  
 I liked it.                       I don't care one way or the other.
8. Tell us anything else you think we should know about the Arizona Reading Program. You may write on the back of the page.

Thank you for answering our questions. Please give this form to the librarian today.



# Cuestionario del Programa de Lectura de Verano\*

Por favor toma unos minutos para contestar las siguientes preguntas. Tus respuestas nos ayudarán a mejorar el programa de lectura de verano en el próximo año.

1. ¿Cuántos años tienes?

2. ¿Eres un niño o una niña? Pon un círculo alrededor de la respuesta correcta.

Niño

Niña

3. Pon una marca al costado de las actividades en que participaste este verano.

Escuela de verano.

Vacaciones de familia.

Clases de natación.

Otro tipo de clases.

Campamento.

4. ¿Cómo te enteraste del programa de lectura de verano? Por favor marca la respuesta correcta. Tu puedes marcar más de una respuesta.

Mi madre o padre me lo dijo.

Mi maestro(a) me lo dijo.

El/la bibliotecario(a) se lo dijo a mi clase.

Me enteré de ello en la biblioteca.

Amigos me lo dijeron.

Me enteré de otra manera.

No me acuerdo.

5. Marque las actividades de la biblioteca en que participaste. Dibuja una cara sonriente al costado de las actividades que más te gustaron.

Leer libros.

Horas de cuento.

Ceremonia de premios.

Programa de magia.

Programas de película.

6. ¿Qué te parecieron los premios de este verano? Marca las respuestas correctas. Tu puedes marcar más de una respuesta.

No recibí ningún premio.

¡Estupendo!

Bueno.

Tonto.

No me importa.

7. ¿Qué tal te pareció el tema del programa de lectura de este verano? Marca la respuesta correcta.

No me fijé del tema.

Me gusto.

No me gusto.

No me importa.

8. Cuéntanos cualquier otra cosa que necesitamos saber acerca del programa de lectura Arizona. Puedes escribir al otro lado de esta página.

Gracias por haber contestado nuestras preguntas. Por favor entregue este forma a el/la bibliotecario(a) hoy día.



# Preschool Story Hour Survey\*

Please take a few minutes to answer these questions. We are interested in knowing how you and the child you bring to the library respond to Preschool Story Hour.

1. How old is the child you bring to Preschool Story Hour?
2. Approximately how many times did you attend Preschool Story Hour this year?
3. Do you check out books for your child when you come to Preschool Story Hour?  
Circle the best answer.

Always                      Never                      Sometimes                      Don't Know

4. Does your child remember and repeat the rhymes and finger plays that he or she hears at preschool story hour? Circle the best answer.

Always                      Never                      Sometimes                      Don't Know

5. Does the content of the Preschool Story Hour seem appropriate for your child?  
Circle the best answer.

Always                      Never                      Sometimes                      Don't Know

6. Do you use the follow-up activity sheet with your child? Circle the best answer.

Always                      Never                      Sometimes                      Don't Know

7. Would you recommend that a friend bring his or her child to Preschool Story Hour?  
Circle the best answer.

Yes                      No                      Maybe                      Don't Know

8. Is there anything else you'd like to tell us about your experience with Preschool Story Hour? Please feel free to use the back of the page.

Thank you for answering our questions. Please leave this form with the librarian today.

# Cuestionario de la Hora de Cuentos Para Niños Preescolares\*

Por favor tome unos cuantos minutos para contestar estas preguntas. Nosotros estamos interesados en saber como usted y el/la niño(a) que usted trae a la biblioteca reaccionan a la hora de cuentos para niños preescolares.

1. ¿Cuántos años tiene el/la niño(a) que usted trae a la hora de cuentos?
2. ¿Aproximadamente cuántos veces han asistido a la hora de cuentos este año?
3. ¿Saca libros para su niño(a) cuando vienen a la hora de cuentos? Pon un círculo alrededor de la mayor respuesta.

Siempre      Nunca      A veces      No sé

4. ¿El/la niño se acuerda y repite las rimas y los juegos de dedos que el o ella escucha en la hora de cuentos.

Siempre      Nunca      A veces      No sé

5. ¿Es el contenido de la hora de cuentos apropiado para su niño(a)?

Siempre      Nunca      A veces      No sé

6. ¿Usa las hojas de actividades de proseguimiento con su niño(a)?

Siempre      Nunca      A veces      No sé

7. ¿Recomendarla a un amigo(a) a que traiga a su niño(a) a la hora de cuentos?

Siempre      Nunca      A veces      No sé

8. ¿Hay algo que quisiera contarnos acerca de su experiencia con la hora de cuentos? Sientase libre de escribir en el otro lado de esta página.

Gracias por haber contestado nuestras preguntas. Por favor deja este cuestionario con el/la bibliotecario(a) hoy día.

# Publicity and Promotion: Getting the Word Out!

Having a great program isn't enough. You need to let people know. Why should you worry about publicity and promotion? It works! Here are some things to consider.

## **CREATE A PRESS RELEASE—IT'S AN INVITATION TO PARTICIPATE:**

Be sure to include as much information as you can about the event. The earlier people know about the event, the better the turnout is likely to be.

Even if greater attendance is not a goal, it gives community leaders a chance to publicly support and discuss your event and its impact on the community.

Leaders from major corporations, government officials, and other prominent citizens in the community can take this opportunity to support reading as an activity that has no cultural boundaries. In a time of great debate over the "haves" and "have nots," the Public Library stands as a great equalizer. Remind your leaders of your purpose whenever you can to garner their support.

## **INCREASE THE VISIBILITY OF THE LIBRARY IN YOUR COMMUNITY:**

The broad base of support for events should be a grass roots effort from within the local community. Use bulletins, newsletters, and flyers to distribute among community members. You want to inform and raise excitement about events. Make the activities for your events sound fun and exciting. Don't forget to include locations, times, and schedules. It's also important to acknowledge your sponsors and contributors on much of your materials. If they feel they are getting "value-added" promotional value, they'll be even more eager to support you next year.

## **GET THE LOCAL MEDIA INVOLVED:**

An often underutilized marketing tool is non-paid advertising in the form of public relations. A full-fledged feature article or a spot on television will do more to publicize your event than any other single action. Why? Using the mass media reaches the greatest number of people.

To best utilize their services and expertise, it's best to understand how most organizations operate. A good way to get started is:

- Make a list of local newspapers, radio stations, television stations, and community bulletin services such as on the community access station. (If you have a committee, this is a good place to divide and conquer!)
- Call and find out which writer or producer would best handle your event.
- Remember, broadcast news will have a different producer and team for weekday and weekend coverage.
- Drop off a promotional item or T-shirt to your contact as a thank you.

**STRENGTH IN NUMBERS:**

Ask partner organizations to prepare their own press releases to support *Books and Pets*. Their releases should follow the same guidelines as yours; therefore, you might want to give them copies of your press releases. Ask your partner organizations for copies of their press releases. Be sure to include these in your press kits. Remember, most organizations have internal news letters which effectively reach different groups

## The Press Release

**WRITING PRESS RELEASES:**

The most essential tool for communicating directly to the media is your press release. These releases are the the main vehicle for providing the press with the event information and updates. It is important that the press release include all the information needed to cover the event thoroughly. Printing your press releases on your library letterhead is very important. The letterhead gives importance to the information and it also gives your media sources a clear idea of who is in charge of your *Books and Pets* event. Everyone loves the library, so it will be easy to get your community excited when you get the word out about your event.

**SHORT, SWEET, AND TO THE POINT:**

Most press releases are one or two pages long. Especially when it comes to unsolicited releases, most professionals will not read lengthy press releases. Some organizations will reprint them almost verbatim, others tend to rewrite and sometimes misunderstand your intentions.

**WHAT'S YOUR MAIN MESSAGE:**

Your press release should carry one main message. This message should be clearly stated in a single sentence as the first paragraph of the release. All paragraphs should be between one to three sentences long. A good way to accomplish this is using a outline or bullet form whenever possible. Whatever method makes the press release easy and quick to read is the best way to go. Try to include at least one relevant quote in every release.

**MAY I CALL YOU?**

Be sure that you include a date for release and the name and phone number of the library contact at the top of every page in the press release. To make this important information stand out, try printing it in bold face type. This information will make it easier for the media to get in contact with you if they have any further questions.

**USE THE INVERTED PYRAMID STRUCTURE:**

The easiest method of organizing a press release uses an inverted pyramid structure. Begin with the general information and give progressively more specific information in each additional paragraph. Remember, the first paragraph should be a statement of the main message of the press release. The purpose of a press release is to convey the most essential information about your event in the fewest and clearest word possible. The last paragraph should include information about the organization releasing the media advisory: the mission statement, the goals of the organization, and a reminder of the contact name and phone number.

**JUST THE BASICS: WHO, WHAT, WHEN, WHERE, AND WHY:**

Sometimes referred to as the five “W”s. Who is giving the event? Who are the main groups and people that will be attending? What is *Books and Pets*? What kinds of activities will take place at the event? When will the event take place? Where will it be held? And most importantly, why is your event newsworthy? All of this information should be worked into every press release sent to the media.

A good way to ensure that the right media person receives your information is to call first to identify the best reporter to receive your release, send the release, then follow through with a phone call to make sure they received it. They are inundated by material, so anything you can do to make your information stand out is helpful.

Remember, many of these organizations have good intentions. When they are understaffed or unorganized, it’s easy for your press release to get lost in the shuffle. The best way to get coverage is to start early and develop key relationships with the person responsible for your coverage.

Another way to present your series to the media for more extensive coverage is to pinpoint a human-interest angle that would appeal to their target audience. For example, choose a speaker at one of your events or a family to personalize the story. Then give additional information about your reading club, a phone number for more information, and a schedule of events.

**Here are some standard guidelines for preparing a press release:**

- \* Use 8 1/2 x 11-inch white paper
- \* Type only on one side and double space
- \* Leave wide margins
- \* Put your name, address, area code and phone number on every page. Add e-mail, fax numbers, and a Web site address if you have them.
- \* Type the date for the release as “For release the week of \_\_\_\_\_” or “For immediate release.”
- \* Make the lead sentence concise and straightforward.
- \* The release should answer the five “w’s”: Who, What, When, Where, and Why (and sometimes How)
- \* Avoid technical or library jargon, as well as acronyms and initials
- \* Type “###” at the end of your release, and “-more-” at the bottom of all other pages.

**WRITING YOUR PUBLIC SERVICE ANNOUNCEMENT:**

Although press releases will be used mostly by print media, the information contained in them will also be useful to the broadcast media (television and radio). Since broadcast media usually have even less time to cover events than print, additional preparation of the public service announcements (PSAs) for local and national radio and television stations is recommended. PSA’s are usually 30 seconds long or less, so state only the basics—who, what, when, where, and why. Send PSA scripts to the radio stations listed in your media database, in addition to the regular press releases. Some local public television stations air text-only “community calendars” on a daily basis. PSA’s usually require additional time and work because of the visual elements involved. Begin working with television stations several months ahead of time to develop appropriate visual footage and dialogue for your *Books and Pets* PSA.

## Sample PSA Scripts

Name of Library: \_\_\_\_\_ Date: (current)  
Re: Arizona Reading Program Air Dates: (Range of times you would like spot to air)  
Program Date: (When does program start)  
Contact: (Name and telephone)

“Books and Pets: Our Friends for Life!” Get ready to have the summer of a lifetime with kids of all ages and your favorite crazy, cuddly pets when you join the Arizona Reading Program at your local library. You’ll keep track of your books and win prizes and recognition to no end!!

Here are just a few exciting programs planned especially for you: [list of performers and/or kickoff event]

Call the [insert your library name here] at [insert the telephone number] for more information. The Arizona Reading Program is a cooperative effort between the Arizona Department of Library, Archives and Public Records and the Arizona Humanities Council.

## Funny PSA Option

(Voice of a tough male dog from the Bronx)

Name of Library: \_\_\_\_\_ Date: (current)  
Re: Arizona Reading Program Air Dates: (Range of times you would like spot to air)  
Program Date: (When does program start)  
Contact: (Name and telephone)

Hey you guys...It’s me, Spike, the toughest bull dog in the neighborhood. Me and “my boys” here (bark, bark) were on our way to chase some cats up a tree when we saw everyone at the [library name].

It looks like a party right here in the middle of [name of town]. My owner told me about all of the kids reading cool books and getting great prizes for them and their pets. I am so excited, my owner gets to read cool books and I get to play with cool toys!

The reading party [is going on now, will begin in, etc.], and the spot where it happens is the library at [address of the library]. So, come on over and bring all of your cool friends! I know me and “my boys” will be there!

If you’re interested in having a great summer, come join the crew at [library name]; you can get some more info about “Books and Pets: Our Friends for Life,” the latest installment of the Arizona Reading Program.

Well, gotta go now...my owner picked out a great book and I can hardly wait for him to read it to me! See ya soon!

## Advertising

Why would anyone want to pay for an ad if you can get your event or program covered by the media for free?

When it's critical to get the word out, you must not rely solely on free publicity. Sometimes a paid ad is the only way you can guarantee that your message goes out verbatim. Many publications do offer a lower rate for non-profit organizations.

First call the publication or station and ask to speak to a sales representative or ask for a media kit to be mailed to you. Based on the desired demographics for your event, such as families with young children or teenagers, decide which media best reaches your audience.


## Graphic Design

Presentation is important. Most libraries have a least one creative staff person. If not, enlist the services of a local design firm. Most people are willing to donate some of their time and expertise if asked.

You may use any of the graphics in this resource guide, or use the files on the CD-ROM to get a head start. Try to use realistic interpretations of pets. Feel free to tie into the color scheme of yellow-gold, orange, red, and blue.







MR. KITTY, RED ZINGER, AND PEPPER  
BELONG TO K-READ'S KATHY ALBERT

## Notes from K-READ

Thanks to everyone who contributed to this year's manual. Arizona librarians have been a rich resource for creating this program used at many libraries across the state.

Ann-Mary Johnson and the Arizona Humanities Council should be commended. It is wonderful to work with someone so committed and enthusiastic about the success of this program.

We are always striving to make the manual better and easier for you. Here are some helpful notes on using the manual and CD.

Any art found in this manual may be scanned and used in your library. Most graphics and forms will also be found on the CD-Rom.

Last year, the disk contained files in Word Perfect and Adobe Acrobat. This year, we are attempting to make the disk more interactive and user friendly. We have set it up to work with your internet browser. Most libraries have either Microsoft Explorer or Netscape. When using the disk, you may want to save something to your hard drive or edit.

For a text document, you would copy text and then paste into your word processing document in order to edit.

For a graphic file, you would place it in your word processing, page layout, or graphics program. It is still necessary to know a bit about how technology works to use the CD. Feel free to ask other staff members or technically adept community members to help. There is nothing wrong with re-entering forms or filling out by hand.

Again, thanks and feel free to contact me personally with any questions.

Kathy Albert  
512-477-3696

Coloring  
page

# Books and Pets


## our Friends for Life!

Image flipped  
for transfer


# Books and Pets

## ! our Friends for Life



Here are graphic elements you can use in your decorations and promotions.




**our Friends  
for Life !**



**our Friends  
for Life !**








**SNIFF  
OUT A GOOD  
BOOK  
AT THE LIBRARY**

44



**1** ONE READING BUCK **1**

**BOOKS & PETS**






**OUR FRIENDS FOR LIFE!**

**1** READING IS OF VALUE **1**

K-READ

**1** ONE READING BUCK **1**

**BOOKS & PETS**






**OUR FRIENDS FOR LIFE!**

**1** READING IS OF VALUE **1**

K-READ

**1** ONE READING BUCK **1**

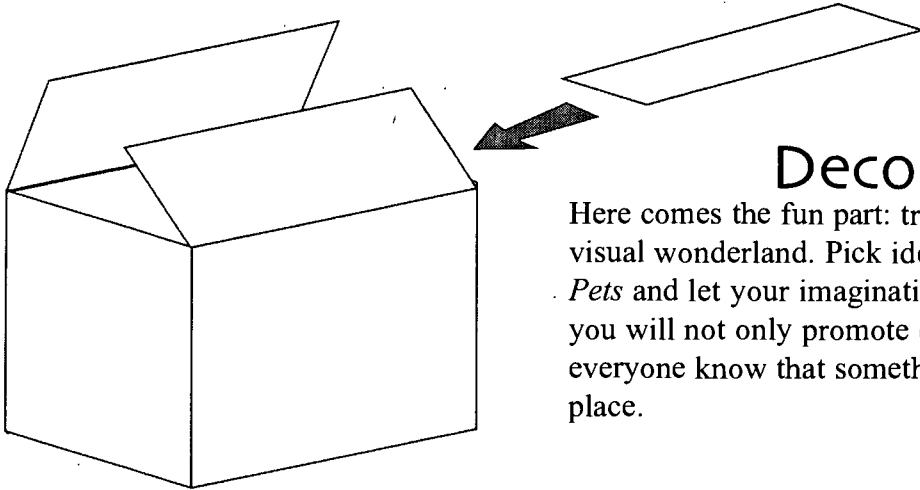
**BOOKS & PETS**



**OUR FRIENDS FOR LIFE!**

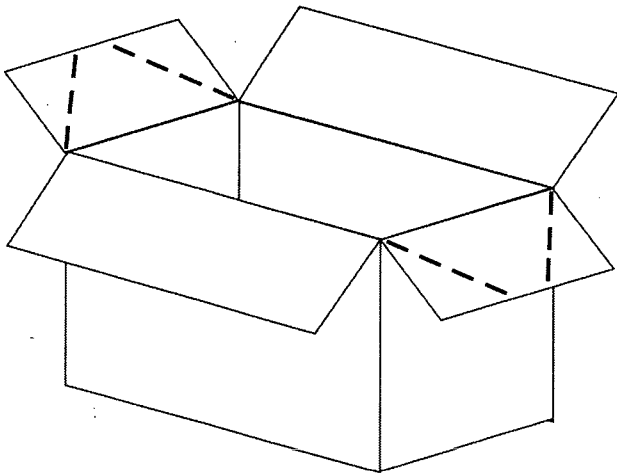
**1** READING IS OF VALUE **1**

K-READ



## Decorations

Here comes the fun part: transform your library into a visual wonderland. Pick ideas that relate to *Books and Pets* and let your imaginations run wild! By decorating, you will not only promote enthusiasm, but will also let everyone know that something fun and exciting is taking place.



## Dog House Library


### **YOU WILL NEED:**

Rectangle cardboard box (any size)

Tape

Paint or markers

1. Cut the flaps off one end of the cardboard box.
2. Turn box over so the side with flaps still attached is facing up.
3. Fold out the 2 short flaps on the top of the box.
4. Take one of the long, cut flaps and tape it to the edges of the 2 long flaps on the top of the box. This will form the roof of the library.
5. Hold the short flaps up to the roof. Trace a line marking the edge of the roof on both sides. Cut along the trace lines and tape front flaps to
6. Cut an opening at one end of the box for the door.
7. Using paints or markers, decorate the outside of the box to look like a library.



When library is completed, place the "*Books and Pets*" puppet dog or any stuffed dog reading a book inside.

## Book Bones

### **YOU WILL NEED:**

Construction paper  
Markers

### **DIRECTIONS:**

1. Cut out bone shapes from construction paper. You can cut out various sizes if you like.
2. Write the titles of popular Young Adult books on the bones.
3. Display them on the walls or ends of the bookshelves.

## Papier Mâché Book Bones

### **YOU WILL NEED:**

Newspaper  
Paper Mache  
Paint

### **DIRECTIONS:**

1. Make bones using your favorite paper mache recipe.
2. When the paper mache is dry, paint the bones.
3. Write the titles of popular Young Adult books on the bones.
4. Display the bones on book shelves and tables.

### Papier Mâché Recipe

Take some newspaper and mold it into the shape of the object you are making. Then wrap your desired shape with masking tape. Pour some flour into a large mixing bowl or pan, then pour water in until you achieve a thick soupy paste. Mix with your hands until there are no lumps and the mixture is smooth. Tear some newspaper into wide strips. Keeping your hands very wet, moisten the area of your shape that you are about to mache. Put strips of the newspaper onto your shape one at a time, soaking and smoothing them as you work. It is important that you do not dip your strips of paper into the water-flour mixture, only your hands, and only put on a new strip of newspaper until the one underneath is completely soaked and smoothed into place. When your shape dries it will be white and quite hard.

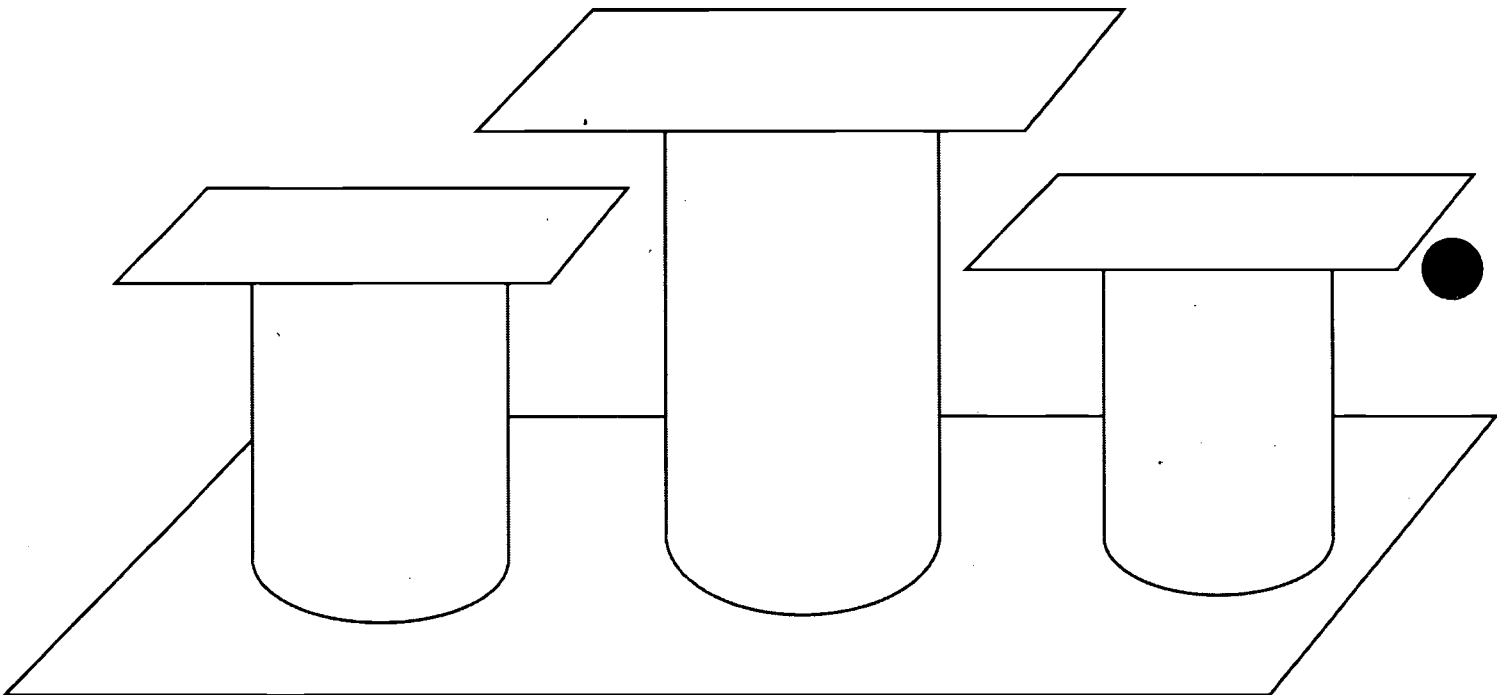


# Cat Reading Stand

## YOU WILL NEED:

Cardboard cylinders of various sizes  
(oatmeal cartons or any kinds that are sturdy work best.)  
Cardboard  
Glue  
Felt or scrap material

1. Glue the cylinders on a large piece of cardboard glue in a scattered pattern.
2. Glue smaller pieces of cardboard on top of the cylinders.
3. Cover all surfaces with felt or material.



When completed, stuffed cats and books can be displayed on the stand.

## Other Decorating Ideas

### **BEST LITTLE PET SHOW IN ARIZONA**

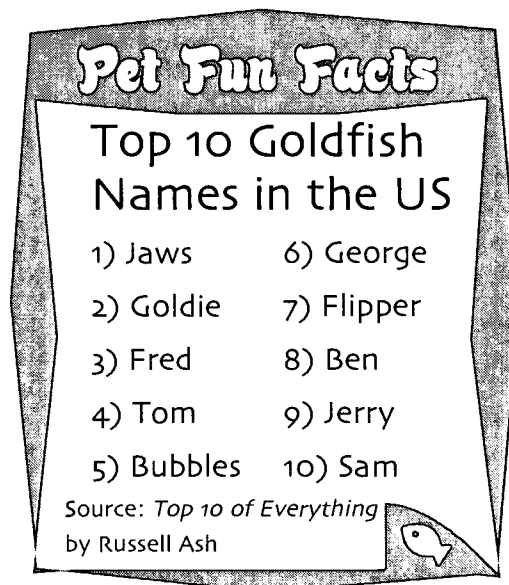
Let kids imagine that they are in a wonderland of animals! You can divide the library into sections by decorating with various types of animals. Sections could include a Doggy Run, a Kitty Lounge, or a Bunny Hop Stop. Have rooms or corners labeled with these names and decorate completely with things about the respective animals. For example, in the Bunny Hop Stop Corner, you can hang carrots from the ceiling and have bunny cages with stuffed bunnies in them as tables or under chairs. When you are doing activities, it will be easy to split the children up just by telling some of them to go to the Doggy Run or the Kitty Lounge, etc.

### **FUN ADVENTURES WITH FURRY FRIENDS**

Find books about animal's adventures and decorate according to some of the stories. For example, consider *The Incredible Journey*. You could decorate the walls with maps of the places that the animals ventured. To begin the day with a fun activity, someone could read part of the book until the animals reach a new location. You could then map their journey on the wall!

### **FAMOUS FRIENDS**

Utilize famous animals as your main theme throughout the library. You could decorate the library like the Hollywood Hills and have pictures of famous pets on the walls. Put up posters of movies about pets and animals. Some of these famous animals could include Garfield, McGruff, Snoopy, Blues Clues, the Air Bud dog, Morris the Cat, Benji, and many, many more. Refer to the page in the Activity Section with the list of famous people's pets for more ideas.



## Registration

Decide on a registration method. If you are inspired, use your own program registration forms, or adapt the following templates to fit your needs. Another fun idea is to use a guest book to register participants. Don't forget to save this data. Use it to develop a mailing list for announcements and future events.

If you are not registering participants at a central event or location, you may wish to place individual forms at the circulation desk and in the children's department. Easy access will allow patrons to sign up at anytime. Consider allowing children to sign up anytime after the start. This may be more work for you, but imagine being turned away.

## Reading Log Notes

Each library can track reading and set up prize or acknowledgements in any way you see fit. The logs do not have instructions printed on them, so you can adapt to your needs. Below are sample instructions you may choose to use.

The Arizona Reading Program logs allow you to track by time or titles. It could also be adapted to acknowledge pages read. It has a "start here" spot for when a child comes to the library to sign up for the program. Consider passing out logs during your school visits.

After the first five hours, you can continue to color in squares around the perimeter for additional prize points. You choose if and when you pass out prizes or coupons. Reward participation as much as completion. Getting a child to the library for the first time is a big challenge and they should receive positive reinforcement.

You do not have to award prizes; use the stickers and game logs to create a fun activity. Names can be acknowledged around the library based on their levels of accomplishment. Set your own levels, then inform participants and their parents, perhaps using handout guides. Make copies for the parents of the children to take home to encourage at-home-reading also. Remember, if you want it to be successful, keep it simple and do not exclude anyone.

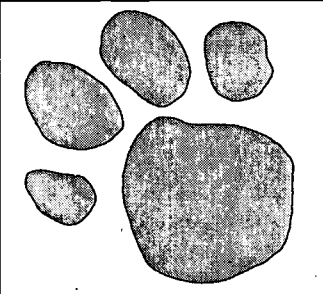
## Sample Reading Log Instructions

Edit to fit your program specifics, and create a handout for kids to take home to parents:


Looking for a fun way to keep track of your reading this summer? Use this reading log and play along to win prizes.

Pick up a log and get your first sticker or stamp to get started. Color in a square for each time period/number of pages/title you read alone or with your family. After each square, visit the children's department of your library to validate your log. After 5 squares, you may be eligible for a prize or drawing.

Don't stop reading, you can use the squares around the perimeter of your log for additional incentives. Remember, reading for fun is the best reward!


	Name: _____
	Address: _____
	Phone: _____
	Age: _____
	School: _____
Grade in September: _____	
.....	
Library Use Only	
Date Registered: _____	
Date Completed: _____	
Prizes Awarded: _____	

Use these forms for individual registration

	Name: _____
	Address: _____
	Phone: _____
	Age: _____
	School: _____
Grade in September: _____	
.....	
Library Use Only	
Date Registered: _____	
Date Completed: _____	
Prizes Awarded: _____	

On this and the following templates, you may choose to enlarge, reduce or reposition the original on your page. Consider using colorful paper or adding stickers to make it look more fun.

Use this form for group registration



NAME	ADDRESS	PHONE NUMBER	SCHOOL GRADE NEXT FALL

This log belongs to: \_\_\_\_\_

Author	Book Title	Reading Time or Pages Read



# Books and Pets

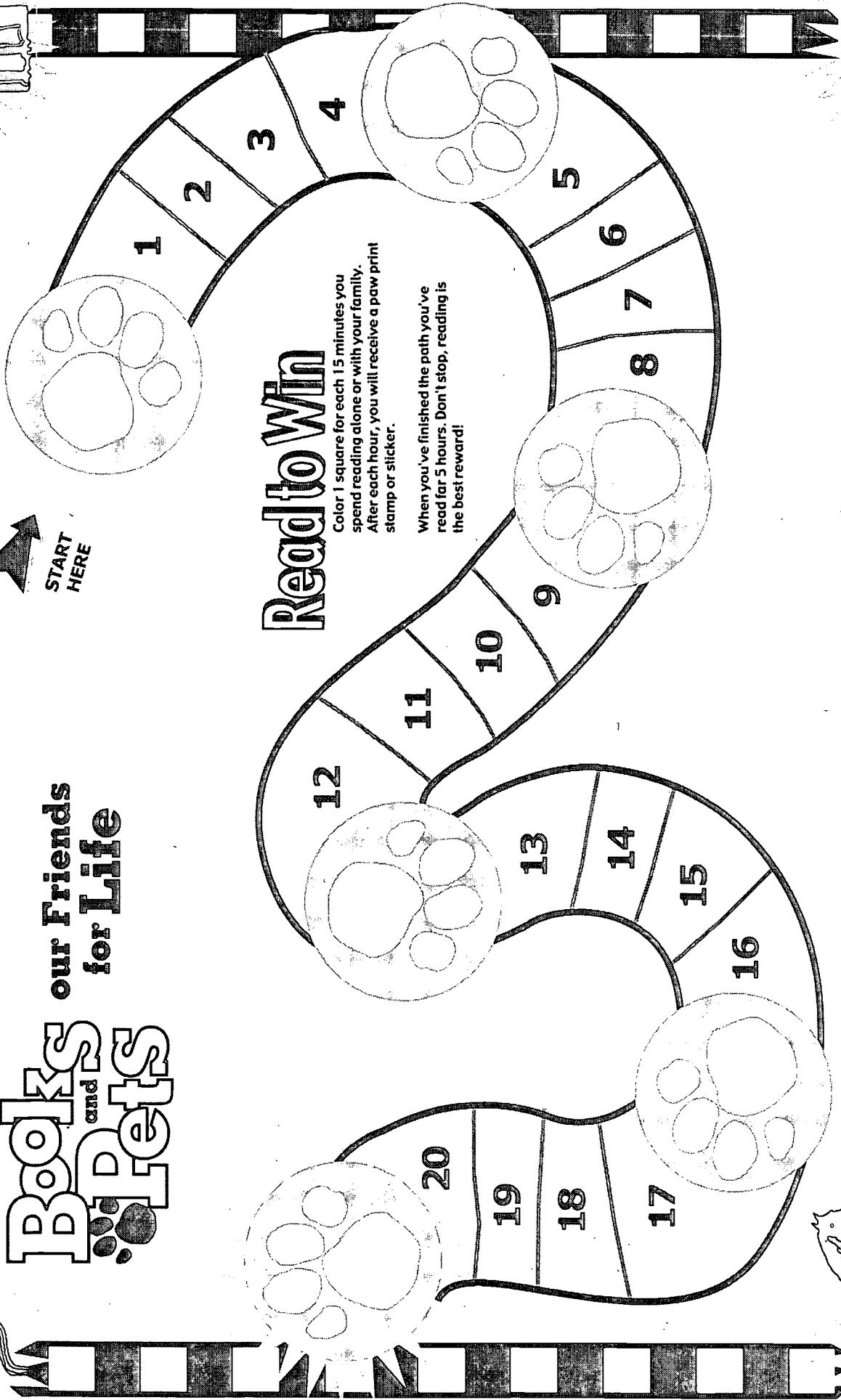
our Friends  
for Life



## Read to Win


Color 1 square for each 15 minutes you spend reading alone or with your family. After each hour, you will receive a paw print stamp or sticker.

When you've finished the path you've read for 5 hours. Don't stop, reading is the best reward!





**C.** General Resources



**Books  
and  
Pets**

**our friends for life!**

## Resource Companies

This list is a starting point for you to contact resource companies. It is not an endorsement or a complete list of all potential resources.

If you find information incorrect or would like to make changes, please email Arizona Reads Coordinator Ann-Mary Johnson, at [amjohnson@azhumanities.org](mailto:amjohnson@azhumanities.org).

**ABC School Supply, Inc.** 3312 N. Berkeley Lake Road, Duluth, GA 30136.  
(800) 669-4222.

Hand puppets, crafts supplies, prizes, flannel boards, games, records, etc.

**ALA Graphics.** American Library Association, 50 E. Huron Street, Chicago, IL 60611.  
(800) 545-2433.

General posters, calendars, decorations for librarians.

**Accent Annex.** 1120 S. Jeff Davis Parkway, New Orleans, LA 70125-9901. (800) 322-2368. Novelties and trinkets including masks and hats.

**Action Products International, Inc.** 344 Cypress Road, Ocala, FL 34472-3108.  
(800) 772-2846, Fax: (352) 687-4961.

Educational toys, model kits, science toys, animal figures.

**Argus Posters for Education.** P. O. Box 6000, Allen, TX 75002-1304. (800) 527-4748.

Colorful posters and award certificates which can be purchased in volume batches for prizes.

**Arizona Renaissance Festival.** 12601 East Highway 60, Apache Junction, AZ 85219.  
(520) 463-2600, Fax: (520) 463-2600.

Medieval festival runs for six weeks yearly starting in February. Flyers, study guides, posters.

**Carson-Dellosa.** P. O. Box 35665, Greensboro, NC 27425-5665. (800) 321-0943, Fax: (800) 535-2669.

Instructional materials, bulletin boards, charts, clip art, books, rubber stamps, blocks.

**Child Graphics Press.** P. O. Box 7771, Hilton Head Island, SC 29938. (800) 543-4880.

Primarily posters and novel unit teacher's guides which contain bulletin board ideas and activities.

**Children's Book Council.** Order Center: 350 Scotland Road, Orange, NJ 07050.  
(800) 999-2160.

Colorful posters and certificates for summer reading programs.

**DEMCO, Inc.** P. O. Box 7767, Fresno, CA 93747-7767. (800) 356-1200, Fax: (800) 245-1329.

Books, puppets, book bags, bookmarks, posters, display racks and library furniture, designed for kids.

**Devonshire Renaissance Faire.** City of Phoenix Parks, Recreation and Library Dept.  
2802 E. Devonshire, Phoenix, AZ 85016. (602) 256-3130, Fax: (602) 262-6001.  
Coordinates activities and performances for annual Devonshire Renaissance Faire at  
Los Olivos Park, Phoenix, Arizona in September. Contact for information.

**Gryphon House, Inc.: Early Childhood Teacher Books.** P. O. Box 207, Beltsville, MD  
20704-0207. (301) 595-9500, Toll Free: (800) 638-0928, Fax: (301) 595-0051.  
Publishes activity books, including finger plays, crafts, art, science, math, celebrations  
and holidays.

**J. L. Hammett Co.** P. O. Box 660420, Dallas, TX 75266-0402. (800) 333-4600, Fax:  
(800) 873-5700.  
Teacher resources, classroom supplies, art and craft materials, furniture and equip-  
ment.

**Kidstamps.** P. O. Box 18699, Cleveland Heights, OH 44118. (800) 727-5437.  
Assorted rubber stamps.

**K-READ.** 8222 N. Lamar, Suite F:55, Austin, TX 78735. (512) 477-3696. [www.kread.com](http://www.kread.com)  
Posters, bookmarks, stickers, buttons, magnets, and other stock and custom items to  
promote reading.

**Kimbo Educational, Department R.** P. O. Box 477, Long Branch, NJ 07740-0477. (800)  
631-2187.  
Cassettes, records, filmstrips, videos and read-alongs useful for storytime activities.

**Kipp Brothers, Inc.** P. O. Box 157, Indianapolis, IN 46206. (800) 428-1153,  
Fax: (800) 832-5477.  
Toys, novelties, gifts, carnival and party items.

**Lakeshore Learning Materials.** P. O. Box 6261, Carson, CA 90749. (800) 421-5354, Fax:  
(310) 537-5403.  
Arts and crafts supplies, games, puzzles, music instruments, blocks, toys.

**Listening Library: Literature Based Media for Children and Adults.** 1 Park  
Avenue, Old Greenwich, CT 06870-1727. (800) 243-4504.  
Characters, puppets, and dolls to go with favorite children's books: Curious George,  
Pippi Longstocking, Madeline, Winnie the Pooh, Clifford, etc.

**Music for Little People.** P. O. Box 1460, Redway, CA 95560. (800) 409-2457.  
Audio and video cassettes, musical instruments, some costumes and activity kits.

**Oriental Trading Company, Inc.** P. O. Box 3407, Omaha, NE 68103. (800) 327-9678 for  
catalog requests, (800) 228-2269 for orders.  
Chinese imports. Inexpensive trinkets and prizes.

**Really Good Stuff. A division of Filmic Archives. The Cinema Center,** Botsford, CT  
06404. Customer service: (203) 261-1920, Orders: (800) 366-1920.  
Posters, bookmarks, stickers, buttons, trophies, and other learning materials for  
librarians and teachers.

**Rivershore Reading Store.** 2005 32nd Street, Rock Island, IL 61201. (309) 788-7717.  
Reading incentive products, buttons, stickers.

**S & S Educational Products, S & S Arts and Crafts.** P. O. Box 513, Colchester, CT  
06415-0513. (800) 243-9232 or (203) 537-3451.  
Craft kits and supplies geared toward youth groups and crafts groups.

**Shapes ETC.** 8840 Rt. 36, P. O. Box 400, Dansville, NY 14437. (800) 888-6580.  
Die-cut shapes (bears, hearts, etc.). Also stencils, rubber stamps, and bookmarks. Most  
of the paper shapes come 3 x 3-inches or 5 x 7-inches.

**Sherman Specialty Company, Inc.** P. O. Box 401, Merrick, NY 11566. (800) 645-6513 or  
(800) 669-7437, Fax: (800) 853-TOYS (8697).  
Various trinkets, small toys, prizes, stickers, and treasure chests.


**Smilemakers, Inc.** P. O. Box 2543, Spartanburg, SC, 29304-2543. (800) 825-8085.  
Stickers, toys, pencils, zipper pulls, etc.

**T. S. Dension and Co., Inc.** 9601 Newton Ave. S., Minneapolis, MN 55431.  
(800) 328-3831.  
Discovery themes information cards which contain reading and art activities on vari-  
ous topics.

**U. S. Toy Co., Inc.** 1227 East 119th Street, Grandview, MO 64030. (800) 832-0572, Fax:  
(816) 761-9295.  
Inexpensive novelties and toys to use as incentives.

**Upstart.** 32 East Avenue, Hagerstown, MD 21740. (800) 448-4887.  
Reading and library promotional items. Posters, decorations, bookmarks, bags, prizes  
for libraries.

**Wonderstorms.** c/o World Almanac Education, P. O. Box 94556, Cleveland, OH 44101-  
4556. (800) 321-1147.  
Posters, bookmarks, mobiles, displays to promote reading with an assortment of  
themes.



60

# Librarian's Programming Resources

Here is a collection of books, publications, websites and other resources to help you with your program.

## Government Publications:

Government publications are available free online or for order at low cost and in bulk quantities. Some titles below may supplement your reading programs. Libraries may wish to download or order publications for distribution to the general public.

View or order online at [www.pueblo.gsa.gov/children.htm](http://www.pueblo.gsa.gov/children.htm):

*Catch the Spirit: A Student's Guide to Community Service.* Ideas and information on how young people can help make their community a better place.

*Help Your Child Improve in Test-Taking.* Simple techniques to help children at all grade levels avoid "test anxiety" and prepare for various types of tests.

*Helping Your Child Become a Reader.* Help children gain the skills they need to become good readers. Here are ways to turn everyday activities into learning experiences.

*Helping Your Child Learn Geography.* Teach geography in challenging and fun ways.

*Helping Your Child Learn History.* Makes history interesting to 4-11 year olds with lots of activities and fun things to do.

*Helping Your Child Learn to Read.* Fun and practical activities to help you and your child lay a foundation for a lifetime of reading.

*Helping Your Child Succeed in School.* 15 fun activities to do with your children to help expand their imagination, obey, organize, help others, and much more.

*Helping Your Child With Homework.* Practical suggestions for parents to use when helping children. Includes a checklist on how much to help; setting the time and place; checking assignments; and when to follow up with your child's teacher.

*Learning Activities for the Growth Season.* A 7-week schedule listing daily, fun learning activities for elementary-age children. Poster.

*Learning Disabilities.* Explains the differences between learning problems and disabilities. Chart shows language and reasoning skills to watch for at different ages and more.

*Learning Partners.* Activities to help your preschool or elementary-aged child learn reading, math, science, history, writing, and much more.

*My History is America's History.* Detailed poster has easy ideas for discovering and preserving your family's history, with useful tips on recording family stories.

*Museums and Learning: A Guide for Family Visits.* How to make museum visits enjoyable learning experiences for your 4-12 year olds. Includes activities for children and families to do before, during, and after the visit.

*Parent's Guide to the Internet.* Information on equipment and software, costs, surfing the Web, getting email, and protecting privacy. Lists fun resources for parents and children.

*Planning for Your Special Needs Child.* Learn about setting up a legal guardian and planning for your child's financial, medical, and educational needs.

*Playing the Buying Game.* Word games, a poster, and puzzles to help junior high students learn to be smart consumers.

*Timeless Classics.* Lists nearly 400 books published before 1960 for children of all ages. Divided into grade group of K-12.

**Pet Fun Facts**

Top  
10 Pets in the  
United States

1) Cats	6) Reptiles
2) Dogs	7) Finches
3) Small Rodents	8) Cockatiels
4) Parakeets	9) Canaries
5) Fish	10) Parrots





# General Programming Titles for Librarians

## **PRESCHOOL:**

*52 Programs for Preschoolers: The Librarian's Year-Round Planner* by Diane Brigg. American Library Association, 1997.

A comprehensive guide that includes publicity, book suggestions, finger plays, songs, felt board stories or poems, creative dramatics, video, and crafts for each theme.

*Booksharing: 101 Programs to Use with Preschoolers* by Margaret Read MacDonald. Library Professional Publications, 1988.

68 suggested books and activities centered around themes such as habitats, the senses, and how things work.

*Creative Resources for the Early Childhood Classroom* by Judy Herr. Delmar Publishers, 1990.

Thematic units containing finger plays, songs, books, recipes, art activities, and more.

*Flannelboard Fun: A Collection of Stories, Songs and Poems* by Diana Brigg. Scarecrow Press, 1992.

How to make felt board and characters. Bibliography of resources for planning a story time.

*I'm a Little Teapot!: Presenting Preschool Storytime* by Jane Cobb. Black Sheep Press, 1996.

63 themes are presented with each theme including stories to read aloud, nonfiction, nursery rhymes, finger plays, songs, games, and additional ideas.

*Literate Beginnings: Programs for Babies & Toddlers* by Debby Ann Jeffery. American Library Association, 1995.

Contains 52 seasonal and miscellaneous theme activities that include suggested books, songs, and finger plays.

*Picture Book Story Hours: From Birthdays to Bears* by Paula Sitarz. Libraries Unlimited, 1987.

Pull story time together with thematic chapters. Each discusses publicity, presentation, song, stories, and more.

*A Planning Guide to the Preschool Curriculum* by Anne Sanford. Kaplan Press, 1983.

Sections divided into theme and subthemes with varying levels containing crafts, etc.

*Storytimes for Two-Year-Olds, Second Edition* by Judy Nichols. American Library Association, 1998.

Suggested programs include stories, rhythms, rhymes, finger plays, and crafts.

*The Storytime Sourcebook: A Compendium of Ideas and Resource for Storytellers* by Carolyn N. Cullum. Neal-Schuman Publishers, 1990.

Activities include finger plays, crafts, games, and songs.

*Story S-T-R-E-T-C-H-E-R-S: Activities to Expand Children's Favorite Books* by Shirley C. Raines and Robert J. Canady. Gryphon House, 1989.

*More Story S-T-R-E-T-C-H-E-R-S: More Activities to Expand Children's Favorite Books* by Shirley C. Raines and Robert J. Canady. Gryphon House, 1991.  
Expands specific stories of interest to preschoolers that include activities with art, music and movement, science, math, and writing.

*Where is Thumbkin?: Over 500 Activities to Use with Songs You Already Know* by Pam Shiller and Thomas Moore. Gryphon House, 1993.  
Activities include art, dramatic play, and games.

**SCHOOL AGE:**

*60 Super Simple Crafts* by Holly Herbert. Lowell House Juvenile, 1996.

*Art for Fun Projects* by Sue Lacey. Copper Beach Books, 2001.

*Four Hundred and Fifty More Story S-T-R-E-T-C-H-E-R-S for the Primary Grades: Activities to Expand Children's Favorite Books* by Shirley C. Raines. Gryphon House, 1994.  
Expands specific stories of interest to children ages 6-9 that include activities with art, music and movement, science, math, and writing.

*The Great Origami Book* by Zulal Aytüre-Schelle. Sterling Publishing Co., Inc., 1987.

*Kids Create!* by Laurie Carlson. Gareth Stevens Publishing, 1990.

*New Handbook for Storytellers* by Caroline Feller Bauer. American Library Association, 1993.  
Program ideas for all ages including stories, poems, magic, and more.

*Paper Masks and Puppets for Stories, Songs and Plays* by Ron and Marsha Feller. The Arts Factory, 1990.

*Paper Projects for Creative Kids of All Ages* by Jim Bottomley. Little, Brown, 1983.

*Papercrafts Around the World* by Phyllis and Noel Fiarotta. Sterling Publishing Co., Inc., 1996.

*Sewing by Hand* by Christine Hoffman. HarperCollins, 1994.  
Contains instructions for making a bean bag cat.

*Simple Puppets from Everyday Materials* by Barbara MacDonald Buetter. Sterling Publishing Co., Inc., 1996.



*Story Time Sampler: Read Alouds, Booktalks, and Activities for Children* by Paula Gaj Sitarz. Libraries Unlimited, Inc., 1997.  
Program material on 21 subjects and themes ranging from birds, cookery, and magic, to tall tales, fractured fairytales, and word play.

*The Storyteller's Cornucopia* by Cathie Hilterbran Cooper. Alleyside Press, 1992.  
Various methods of storytelling are presented with accompanying stories and activities. Types of storytelling include traditional, flannel board, participation, puppetry, read alouds, and tagboard.

*Story S-T-R-E-T-C-H-E-R-S for the Primary Grades: Activities to Expand Children's Favorite Books* by Shirley C. Raines and Robert J. Canady. Gryphon House, 1992.

*Stories On Stage: Scripts for Reader's Theater* by Aaron Shepard. H. W. Wilson Co., 1993.  
Scripts are based on quality literature and aimed for the middle grades.

*Storytelling with Puppets*, Second Edition by Connie Champlin. American Library Association, 1998.  
With these authoritative selections, you can expand outreach to children with special needs and hard-to-reach public segments, create multicultural collections and programming, and entertain children with top-notch programming.

*Super Nifty Origami Crafts* by Andrea Urton. Contemporary Books, 1996.

#### **THEME-BASED TITLES FOR LIBRARIANS**

*50 Nifty Super Animal Origami Crafts* by Jill Smolinski. Contemporary Books, 1998.

*Animal Crafts* by Iain MacLeod-Brudenell. Gareth Stevens Publishing, 1994.  
Stories, traditions, and crafts from around the world that are based on animals are included in this resource.

*Beanbag Buddies and Other Stuffed Toys* by Judy Ann Sadler. Kids Can Press, 1999.

*Critter's Kitchen* by Michelle Reynolds. Atheneum, 1979.  
Contains recipes for homemade treats for cats, dogs, and more unusual pets.

*A Dog's Best Friend: An Activity Book for Kids and Their Dogs* by Lisa Rosenthal. Chicago Review Press, 1999.

*Draw 50 Cats* by Lee J. James. Doubleday, 1986.

*Ed Emberley's Drawing Book of Animals* by Ed Emberley. Little, Brown, 1970.  
Explains how to use a few simple shapes, letters, numbers, and symbols to draw almost any animal.

*The First-Timer's Guide to Origami* by Jill Smolinski. Lowell House Juvenile, 2000.

*The Great Origami Book* by Zulal Aytüre-Scheele. Sterling Publishing Co., Inc.

*How to Draw and Paint Pets* by Diana Craig. The Well Fleet Press, 1991.

*Let's All Draw Cats, Dogs, and Other Animals.* by Jane Robertson. Watson-Guptill Publications, 1991.  
Provides step-by-step instructions for drawing a variety of animals.

## Theme-based Fiction Titles for Children

### PRESCHOOL AGE:

Any of these may be suitable for simple flannelboard or puppet plays. Laminate pictures or photos of the appropriate animals to bring the story to life.

Bogacki, Tomek *Cat and Mouse*. Farrar, Straus, and Giroux, 1996.

An unusual friendship results when one little cat and one little mouse fail to pay attention while their mothers teach their children about the world.

Brown, Marc Tolan *Arthur's Pet Business*. Little Brown and Company, 1990.

Arthur's determination to prove he is responsible enough to have a puppy brings him a menagerie of animals to care for.

Bushey, Jeanne *A Sled Dog for Moshi*. Hyperion Books, 1994.

Moshi wants a pet dog like her friend Jessica has, but in Iqaluit, Alaska, dogs are kept for racing or pulling sleds, not as pets.

Day, Nancy *A Kitten's Year*. HarperCollins Publishers, 2000.

A kitten grows month by month into a cat.

Gag, Wanda *Millions of Cats*. Coward-McCann, 1928.

An elderly couple wants to adopt a cat, but is inundated with Millions of Cats.

Hall, Donald *I Am the Dog, I Am the Cat*. Dial Books, 1994.

Harper, Isabelle *Our New Puppy*. Sky Blue Press, 1996.

When the puppy Floyd joins the family, Eliza and Isabelle see how Rosie, the family dog, reacts and learn what it is like having and being a younger sibling.

Johnson, Paul Brett *Lost*. Orchard Books, 1996.

Because she never gives up hope that her beagle, lost in the desert, will be found, the young master keeps something special in her pocket for her dog.

Kellogg, Steven *Pinkerton* series

Several titles centered on Pinkerton, a Great Dane, and his family.

Koontz, Robin Michal *Why a Dog? By A. Cat*. Scholastic, Inc. 2000.

When A. Cat lists all the rhyming reasons that dogs are not good pets, there is one final reason to have a dog for a friend.

Lawrence, Michael *Baby Loves Hugs and Kisses*. Dorling Kindersley, 2000.

After receiving wonderful hugs and kisses from his parents and grandparents, Baby tries to hug and kiss the family pets.

Murphy, Stuart J. *Pepper's Journal: A Kitten's First Year*. HarperCollins, 2000.

Lisa keeps a journal of her new kitten's first year.



Osofsky, Audrey *My Buddy*. Henry Holt & Co., 1992.  
A young boy with muscular dystrophy tells how he is teamed up with a dog trained to do things for him that he can't do for himself.

Paulsen, Gary *Dogteam*. Delacorte Press, 1993.  
Portrays the excitement, the danger, and the beauty of a night run.

Rathman, Peggy *Officer Buckle and Gloria*. G.P. Putnam's Sons, 1995.  
The children at Napville Elementary School always ignore Officer Buckle's safety tips, until a police dog named Gloria accompanies him when he gives his safety speeches.

Rylant, Cynthia. Henry and Mudge series. (Beginning Reader)  
Henry finds companionship, adventure, and love in a big dog named Mudge.  
Mr. Putter and Tabby series (Beginning Reader)  
Mr. Putter gets an old cat, Tabby, to share his life with him.

Schneider, Howie *Chewy Louie*. Rising Moon, 2000.  
A family may have to get rid of their new pet, a cute puppy that eats everything in sight, including toys, bowls, and porches.

Titus, Eve *The Kitten Who Couldn't Purr: Morrow Junior Press, 1991.*  
Jonathan the kitten asks the other animals to teach him how to purr.

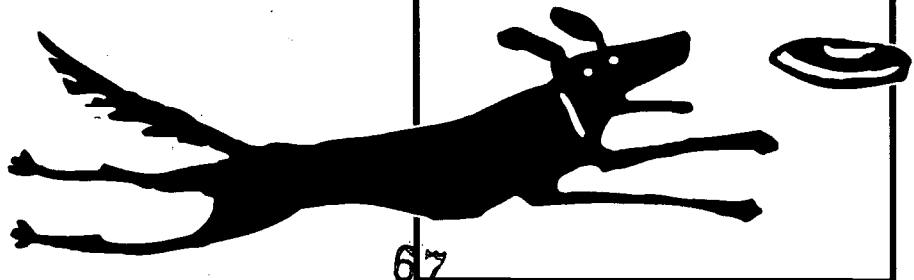
Viorst, Judith *The Tenth Good Thing About Barney*. Atheneum, 1971.  
In an attempt to overcome his grief, a boy tries to think of the ten best things about his dead cat.

## Fun Fact:

Dog Frisbee ~ The ALPO Canine Frisbee Disc Championships are held in communities throughout the United States. Anyone is welcome to join the fun, and there is not an entry fee. The Frisbees are provided for every dog and owner.

For a copy of guidelines, training manual, Frisbee-throwing tips, and a calendar of events, contact: ALPO Canine Frisbee Disc Championship, 4060-D Peachtree Road, #326G, Atlanta, GA 30319 or call 1-800-786-9240.

Use the "Books and Pets" flying disk to to promote physical activities with pets and reading.



**SCHOOL AGE:**

Barkan, Joanne *Adventures of Wishbone*. Big Red Chair Books, 1998.

Joe and Davis publish a sports newsletter using new technology that will be better than the existing paper. The idea of new being better than old reminds Wishbone of *A Connecticut Yankee in King Arthur's Court*.

Bartlett, Susan *Seal Island School*. Viking, 1999.

On Seal Island off the coast of Maine, a place swarming with pets of all kinds, nine-year-old Pru plans to keep her teacher from leaving by finding her a dog.

Davis, Patrick A. *Brian's Bird*. Albert Whitman, 2000.

Eight-year-old Brian, who is blind, learns how to take care of his new parakeet and comes to realize that his older brother, while sometimes careless, is not so bad after all.

Di Camillo, Kate *Because of Winn-Dixie*. Candlewick Press, 2000.

Ten-year-old India Opal Buloni describes her first summer in the town of Naomi, Florida, and all the good things that happen to her because of her big ugly dog Winn-Dixie.

Estes, Eleanor *Ginger Pye*. Harcourt Brace & World, 1951.

The disappearance of a new puppy named Ginger and the appearance of a mysterious man in a mustard yellow hat bring excitement into the lives of the Pye children.

Farley, Walter and Steven Farley *The Black Stallion Series*: Random House, 1968.

Young Alec Ramsay is shipwrecked on a desert island with a horse destined to play an important part in his life.

Henry, Marguerite *Misty of Chincoteague*. Rand McNally, 1947.

Paul and his sister Maureen's determination to own a pony from the herd on Chincoteague Island, Virginia, is greatly increased when the Phantom and her colt are among the ponies rounded up for the yearly auction.

King-Smith, Dick *Sophie in the Saddle*. Candlewick Press, 1994.

Having added the puppy Puddle to her growing menagerie of cat and rabbit, animal-mad Sophie makes friends with a Vietnamese pot-bellied pig and a gray pony named Bumblebee.

Kipling, Rudyard *Rikki-Tikki-Tavi*. San Diego: Harcourt Brace Jovanovich, 1992.

Levin, Betty *Away to Me, Moss*. Greenwillow, 1994.

While trying to deal with the possibility that her parents will separate, ten-year-old Zanna becomes involved in working with a spirited sheep dog that belongs to the stroke patient her mother is helping to rehabilitate.

Rawls, Wilson *Where the Red Fern Grows*. Doubleday, 1961.

A young boy in the Ozarks of Oklahoma perseveres in his goal to own the two best hunting dogs in the valley.





Roberts, Willo Davis *The Minden Curse*. Atheneum Press, 1978.

When Danny goes to a small village to live with his aunt and grandfather, it soon becomes apparent that he and his dog are afflicted with the Minden Curse.

Spinner, Stephanie *Born To Be Wild*. HarperCollins, 1997.

A boy who can talk to animals and his pet gerbil team up to reunite a runaway bunny with its distraught owner.

Whelan, Gloria *Silver*. Random House, 1988.

Even though he is the runt of the litter from her father's prize sled-racing dog, ten-year-old Rachel plans to train her puppy to become a champion racer and determines to track him down when he mysteriously disappears.

### **YOUNG ADULT:**

Armstrong, William H. *Sounder*. Harper and Row, 1969.

The bittersweet tale of a man whose life is changed forever when he is caught stealing to feed his family. His dog, Sounder, is wounded in the incident and waits faithfully for his master to return.

Bethancourt, T. Ernesto *Dog Days of Arthur Cane*. Holiday House, 1976.

A teenage boy who doubts the power of witch doctors is transformed into a dog and remains that way one entire summer.

Burnford, Sheila *Incredible Journey*, Little Brown and Co. 1961.

A Siamese cat, an old bull terrier, and a young Labrador retriever travel together 250 miles through the Canadian wilderness to find their family.

Carris, Joan Davenport *Pets, Vets, and Marty Howard*. Lippincott, 1984.

While working after school in a veterinarian's office, Marty Howard discovers that caring for animals can be just as frustrating as it is rewarding.

Crisp, Marty *Ratzo*. Rising Moon, 1998.

Having rescued a group of abandoned greyhounds from a desert building, thirteen-year-old Josh plans to race one named Ratzo until he discovers the cruelty of the sport.

De Jong, Meindert *Hurry Home Candy*. Harper & Row, 1953.

A stray dog finally finds security and companionship with an old man.

Fox, Paula *One-Eyed Cat*. Bradbury Press, 1984.

An eleven-year-old shoots a stray cat with his new air rifle, subsequently suffers from guilt, and eventually assumes responsibility for it.

Gardiner, John Reynolds *Stone Fox*. Crowell, 1980.


Little Willie hopes to pay the back taxes on his grandfather's farm with the purse from a dog sled race he enters.

Gipson, Fred *Old Yeller*. Harper & Row, 1956.

The story of a boy and his dog in the Texas hill country of the 1860s.

O'Hara, Mary *My Friend Flicka*. Lippincott, 1973.

A boy sets his heart on taming a wild-spirited filly. First in a trilogy. Continued by *Thunderhead* and *Green Grass of Wyoming*.



## Theme-based Non-fiction Titles for Children

### PRESCHOOL AGE:

Cole, Joanna *My New Kitten*. Morrow, 1995.

Join one very happy girl as she watches her new kitten from the moment it's born to the day it opens its eyes. Then share the excitement as little Dusty learns to walk and climb. When he starts to eat cat food, wash himself, and play with toys, he's ready to leave his brothers and sisters and go to live in his new home.

*My Puppy is Born*. Morrow, 1991.

Text and photographs follow a Norfolk terrier puppy from birth to eight weeks later when she goes home with her joyous new owner.

Calmenson, Stephanie *Rosie: A Visiting Dog's Story*. Clarion Books, 1994.

Like most dogs, Rosie loves to play fetch, have her belly scratched and meet new people. She is also a working dog: Rosie visits people in hospitals, schools, and nursing homes. Her job is to cheer up the children and adults she visits.

Gibbons, Gail *Say Woof! The Day of a Country Veterinarian*. MacMillan, 1992.

Describes the work of a veterinarian and some of the procedures and instruments he uses to treat animals in his office and on farms. Also tells how to take good care of pets.

Ready, Dee *Veterinarians*. Bridgestone Books, 1997.

Explains the clothing, tools, schooling, and work of veterinarians

Tildes, Phyllis *Calico Picks a Puppy*. Charlesbridge, 1996.

Highlights size, color, and character traits of canine companions including fun-loving poodles, big and bouncy mountain dogs, springer spaniels, retrievers, and cuddly lap dogs.

Ziefert, Harriet *Let's Get a Pet*. Viking Pr., 1993.

Discusses all the things involved in choosing a pet.

**SCHOOL AGE:**

Evans, Mark *Fish*. Dorling Kindersley, 1993.

Describes how to set up and maintain an aquarium and how to care for fish as household pets.

*Hamster*. Dorling Kindersley, 1993.

Provides instructions for choosing, feeding, grooming, and breeding hamsters.

*Puppy*. Dorling Kindersley, 1992.

Offers information for the first-time pet owner on the selection, care, training, and feeding of puppies.

George, Jean Craighead *How to Talk to Your Cat*. HarperCollins Pub., 2000.

Describes how cats communicate with people through their behavior and sounds and explains how to talk back to them using sounds, behavior, and body language.

*How to Talk to Your Dog*. HarperCollins Pub., 2000.

Describes how dogs communicate with people through their behavior and sounds and explains how to talk back to them using sounds, behavior, and body language.

Gutman, Bill *Becoming Best Friends With Your Hamster, Guinea Pig, or Rabbit*. Millbrook Press, 1997.

Explains in detail how to care for hamsters, guinea pigs, and rabbits by providing an environment and diet similar to the ones they would enjoy in nature.

*Becoming Best Friends With Your Iguana, Snake, or Turtle*. Millbrook Press, 2001.

Offers advice for children and parents who are thinking of buying a reptile, including information about the special care and needs of these exotic pets.

*Becoming Your Bird's Best Friend*. Millbrook Press, 1996.

Provides information about the physical and psychological needs of pet birds, as well as about how to choose and care for them as pets.

*Becoming Your Cat's Best Friend*. Millbrook Press, 1997.

Questions and answers explain why cats knead with their claws, what a cat's twitching tail means, and other mysteries of the feline world.

*Becoming Your Dog's Best Friend*. Millbrook Press, 1996.

Provides information about the physical and psychological needs of dogs, as well as about how to choose and care for them as pets.

Horenstein, Henry *My Mom's a Vet*. Candlewick Press, 1994.

Describes a week in the life of a veterinarian through the eyes of her daughter who assists her.

Kelsey-Wood, Dennis *Pot-Bellied Pigs: A Complete and Up-to-Date Guide*.

Explains how to choose a pet pig, how to house and feed it, and provides tips on training and health care.

O'Neil, Jacqueline *Kids + Dogs = Fun*. Howell Book House, 1996.  
Great activities kids and dogs can do together.

Patent, Dorothy Hinshaw *Hugger to the Rescue*. Dutton, 1994.

Interesting story about Newfoundlanders, a breed of rescue dogs with natural lifesaving instincts. Susie and Murphy Foley of Bigfork, Montana, raise and train Newfies and have a volunteer organization called "Black Paws Search, Rescue & Avalanche Dogs." The care, training, and uniforms for these big, lovable canines are described in conversational, anecdote-filled narrative.

Petersen-Fleming *Kitten Training and Critters Too*. Tambourine Bks., 1996.

Demonstrates how to train a puppy by comparisons with how keepers train wild animals in captivity.

Rock, Maxine *Totally Fun Things To Do With Your Dog*. John Wiley & Sons, Inc. 1998.

Discusses how to choose and take care of a pet dog and describes a variety of ways to have fun with your dog, from walking and playing catch to more elaborate games, dog shows, parties, and more.

Seibert, Patricia *Mush!: Across Alaska in the World's Largest Sled Dog Race*. Millbrook Press, 1992.

Describes the annual Iditarod dog sled race in Alaska and the sled dogs that compete in it.

Siegal, Mordecai *Choosing the Perfect Dog for You and Your Family*. Contemporary Books, 1994.

Details the personalities, physical characteristics, and histories of 45 of America's favorite breeds--as well as their training, grooming, and housebreaking needs.

Yates, Elizabeth *Sound Friendships: The Story of Willa and Her Hearing Ear Dog*. Countryman Press, 1987.

The training of hearing aide dogs and the process of bonding with their deaf owners is the subject of this book that imparts information through the framework of a story.

### **YOUNG ADULT:**

Cohen, Daniel *Animal Rights: A Handbook for Young Adults*. Millbrook Press, 1993.

Discusses animals as a food source, as the objects of hunting and trapping, as pets, and as the subject of the animal rights movement.

Herriot, James *All Creatures Great and Small*. St. Martin's Press, 1972.

Set in the 1930's, James Herriot arrives at a tiny village in the Yorkshire hills to become the assistant to the local vet. Soon he is part of the life of the close-knit community.

McMains, Joel M. *Dog Logic: Companion Obedience; Rapport-Based Training*. Howell Book House, 1992.

Based upon favorable dog-owner communication, Dog Logic teaches you to develop a responsive, obedient dog that accepts your leadership and lives happily by your rules. Professional trainer Joel McMains provides tested and reliable exercises for both the household companion and the competition dog.



Miller, Cynthia D. *Canine Adventures: Fun Things to Do With Your Dog*. Animalia Publishing Co., 1999.

Describes and rates 32 activities and sports (from simple to challenging) according to the amount of training, cost, and time involved, and presents informed opinions from people who participate in these activities with their dogs. Also presents detailed information on canine behavior, training, and care specific to a desired activity, including physical and mental conditioning.

Pasternak, Ceel and Thornburg, Linda *Cool Careers for Girls with Animals*. Impact Publications, 1999.

Profiles ten women who work with animals, in such jobs as horse farm owner, veterinarian, and exotic animal trainer, and explains their duties and how they prepared for and got their positions.

Paulsen, Gary *Puppies, Dogs, and Blue Northers*. Harcourt, Brace & Co., 1996.


Minnesota author and dog musher Gary Paulsen reflects on the growth of his sled dogs as he and his animals discover the world around them.

*Woodsong*. Bradbury Press, 1990.

For a rugged outdoor man and his family, life in northern Minnesota is a wild experience involving wolves, deer, and the sled dogs that make their way of life possible. Includes an account of the author's first Iditarod, a dogsled race across Alaska.

VOYA *Best Friends: Books about Animals and Teenagers*, 1998.

An annotated list of books that highlight relationships between pets and teens.



Pet Fun  
Facts

### Top Dog Breeds

- |                       |                      |
|-----------------------|----------------------|
| 1) Labrador retriever | 6) Beagle            |
| 2) Golden retriever   | 7) Poodle            |
| 3) German shepherd    | 8) Chihuahua         |
| 4) Rottweiler         | 9) Yorkshire Terrier |
| 5) Dachshund          | 10) Pomeranian       |

## Helpful Web Sites

Internet sites are an inciteful way to gain tons of information about anything. The general web sites will be helpful in gaining information about how to run your programs successfully and smoothly. There are also theme-based websites for use by librarians searching for program ideas and participants searching for information and fun!

[www.kread.com/cats&dogs](http://www.kread.com/cats&dogs)

Specific information for the “Books and Pets” program is posted here. Includes a catalog to order fun prizes and incentives that accompany the program.

### GENERAL WEB SITES

[www.ed.gov/free/](http://www.ed.gov/free/)

This is an amazing website which makes hundreds of learning resources from more than 40 federal agencies available and searchable in one place.

[www.lauriestories.com/index.html](http://www.lauriestories.com/index.html)

A site for reading and writing fun! Read, write and learn from a few thematic shows.

[www.gutenberg.net](http://www.gutenberg.net)

Project Gutenberg allows access to hundreds of literary works for free.

[www.nara.gov/education](http://www.nara.gov/education)

The Digital Classroom posts original historic documents and related lesson plans.

[www.ed.gov/americanreads/summer](http://www.ed.gov/americanreads/summer)

The America Reads Challenge website includes valuable tips on ways to promote summer reading and learning.

[www.ed.gov/pubs/CompactforReading](http://www.ed.gov/pubs/CompactforReading)

“School-Home Links Reading Kits” include activities for improving reading and writing skills. Use with the “Compact for Reading Guidebook.”

[www.thegateway.org](http://www.thegateway.org)

The Gateway to Educational Materials is a Consortium effort to provide educators with quick and easy access to thousands of educational resources found on various federal, state, university, non-profit, and commercial Internet sites. GEM is sponsored by the U.S. Department of Education and is a special project of the ERIC Clearinghouse on Information & Technology. Teachers, parents, and administrators can search or browse The Gateway and find thousands of high-quality educational materials, including lesson plans, activities, and projects from over 200 GEM Consortium member sites.

[www.school-libraries.net/](http://www.school-libraries.net/)

A collection of web pages created or maintained by school librarians. Some are for entire schools, while others are for individual school libraries. Some pages are personal, while others are for professional associations, or other curriculum-related resources. Also included here are a few links to helpful web development.

[www.school-libraries.org/resources/](http://www.school-libraries.org/resources/)

A collection of online resources selected and made available to assist school librarians make effective use of the vast resources of the Internet and web.



[www.about.com](http://www.about.com)

Click on "Parenting and Family" then "Family Crafts" to find a host of craft ideas to supplement your programs and storytimes.

<http://geocities.yahoo.com/home>

Click on Schools and Education, then either "K-12" or "Preschools" for a host of links to websites with various programming ideas.

[www.emtech.net/links/creative\\_crafts.htm](http://www.emtech.net/links/creative_crafts.htm)

List of over 30 crafts sites, includes many for children.

[www.ipl.org/](http://www.ipl.org/)

Click on Youth and then Arts & Crafts, Games, or Preschool to find well-organized links to craft sites for kids.

[www.ala.org/parentspage/greatsites](http://www.ala.org/parentspage/greatsites)

Sponsored by the ALA, this page has more than 700 websites for "kids and the adults that care about them."

<http://lii.org>

Librarian's Index to the Internet. This is a librarian's starting point to find resources on just about any subject.

[www.iasl-slo.org/readprom.html](http://www.iasl-slo.org/readprom.html)

School Library Resources on the Internet, including "Project Sites" and "Sites created by Public Libraries."

### **THEME-BASED WEB SITES**

[www.kidslikeours.com/projects/flanbd/flanbd.htm](http://www.kidslikeours.com/projects/flanbd/flanbd.htm)

Flannel board stories on pets.

<http://falcon.jmu.edu/~ramseyil/kidspets.htm>

This is a collection of online resources of pet sites that librarians may search and make available to young patrons.

[www.avma.org/care4pets](http://www.avma.org/care4pets)

The American Veterinary Medical Association offers information about selecting a pet, animal health and safety, pet loss, and veterinarians.

[www.ivillage.com/pets](http://www.ivillage.com/pets)

A community for pet lovers. Animal tales, care tips, pet chats, and more. You can even take a quiz to find out what kind of dog you would be!

<http://groups.google.com/groups?hl=en&group=rec.pets>

In Usenet discussion groups, you can find thousands of people talking about all aspects of pet ownership.

[www.cfnaonline.com/caninetimes](http://www.cfnaonline.com/caninetimes)

An email newsletter for people who love reading dog news and articles. It's an easy way to get helpful, interesting, and sometimes funny dog news.

[www.dogbreedinfo.com](http://www.dogbreedinfo.com)

Photos of every breed are listed, plus just about anything a prospective owner needs to know about a particular type of dog.

[www.aspca.org](http://www.aspca.org)

The website for American Society for the Prevention of Cruelty to Animals. Click on "Humane Education" for activity sheets, programs, and teaching tips.

[www.verybestpets.com](http://www.verybestpets.com)

A website presented by Friskies. Enter either the cat or dog site to find care tips.

[www.therapyanimals.org/read](http://www.therapyanimals.org/read)

Learn about READ: Reading Education Assistance Dogs. Demonstrates how registered therapy dogs and their handlers can be instrumental in improving the literacy skills of children in an effective, unique, and fun manner.

[www.best5.net/animal/](http://www.best5.net/animal/)

Includes photographic pictures of animals plus some clip art. Great site for downloading pictures! Maintained by Animal Pictures Archives.

[www.mypetstop.com/usa/](http://www.mypetstop.com/usa/)

Great place to find information about care, breeds, behavior of pets, especially, cats, dogs, birds and fish.

[www.kindnews.org/](http://www.kindnews.org/)

(Kids in Defense of Nature—KIND). Kids can ask Dr. Kind about the care of their pets, join the Kid Clubhouse full of activities regarding pets, including Catcentration. Sponsored by the Humane Society of America.

[www.animaland.org](http://www.animaland.org)

Sponsored by the ASPCA, this site has games, information on pet care, pet stories and more.

[www.claw.org](http://www.claw.org)

Includes stories and plays starring cats.

[www.alfy.com/Surprises/Adopt/Picpet.asp](http://www.alfy.com/Surprises/Adopt/Picpet.asp)

Adopt-a-pet. Children will learn that all living things have basic needs. Discover how organisms change as they grow and mature.

[www.azneighbors.com](http://www.azneighbors.com)

The Humane Society of Southern Arizona is dedicated to the sheltering and placement of animals.

[www.yahooligans.com](http://www.yahooligans.com)

Click on "Animals" then "PetCare" to find a wide variety of interesting and fun pet sites for kids.

[www.avma.org/care4pets/](http://www.avma.org/care4pets/)

Sponsored by the American Veterinary Medical Association, this site has information about caring for your pet, a Kid's Korner, Pet Stories you can send in and may have published as "Pet of the Month."

## General Resources

[www.healthypet.com/Coloring/index.html](http://www.healthypet.com/Coloring/index.html)

Sponsored by the American Animal Hospital Association, kids can print out and color pet pages, and send them in to be entered in monthly prizes.

[www.petdental.com/index.htm](http://www.petdental.com/index.htm)

Tips on how to keep your pet's teeth healthy and happy.

[www.discovery.com/guides/animals/pets.html](http://www.discovery.com/guides/animals/pets.html)

Sponsored by the Discovery Channel, this site has information about cats and dogs, as well as e-postcards they can send and "Pet Cams" that view real live pets online.

[www.kidscom/orakc/Pet/Petarenaright.shtml](http://www.kidscom/orakc/Pet/Petarenaright.shtml)

The Pet Arena is a place where you can tell kids around the world why your pets are so great and even read about other kids' cool pets.

[www.info-s.com/pets.html](http://www.info-s.com/pets.html)

Pets World. A great place to start finding information on a variety of pets and pet topics.

[www.netvet.wustl.edu/ssi.htm](http://www.netvet.wustl.edu/ssi.htm)

NetVet from the Electronic Zoo. Find out about your favorite pet!

[www.ipl.org/Youth](http://www.ipl.org/Youth)

Click on "Animals" then "Pets" to find a great list of pet sites. Information about pets, care, games, and clubs.

[www.virtualdog.com](http://www.virtualdog.com)


Virtual Dog. This is the place to feed, walk, train, and otherwise enjoy the company of a virtual doggie!


<http://sunsite.berkeley.edu/KidsClick/>

Click on "Pets" to find information on gerbils, hamsters, amphibians, cats, dogs, and more.

[www.verybestpets.com](http://www.verybestpets.com)

This site is presented by Friskies. Can enter either the cat or the dog site to find out proper care of these favorite pets.





ARIZONA HUMANE SOCIETY  
"Our Mission is to Build Healthy Relationships Between People and Animals"

# Books and Pets

our friends for life!



**ARIZONA HUMANE SOCIETY**  
"Our Mission is to Build Healthy Relationships Between People and Animals"

September 2001

Dear Animal Lovers,

The Arizona Humane Society is honored to be part of this year's Arizona Reads Program. We are delighted to provide some of our favorite humane education components in a chapter especially created for use in libraries throughout Arizona.

Reading is critical to learning, and animal-related books can be highly effective in reaching youth of various ages. We are proud to present a Humane Literature Checklist in our chapter – a great tool in assessing story content for humane messages. We also have provided lessons, activities and a Humane Bibliography of Children's Literature that we hope you find helpful.

During our 44 years of business, The Arizona Humane Society has facilitated many programs and services across the state. Among these include; Educational Workshops, Humane Heroes and Animals Across the Curriculum educational programs, Mobile Spay/Neuter & Vaccination Clinic and natural disaster response interventions. This is the first time, however, that we have been invited to include our humane education lessons into a statewide curriculum. We are thrilled to have our educational materials selected for use in this manual, and hope that you find the content fun, enlightening and educational.

Kindly,

Ken White  
President

Kimberly DeVault  
Education Coordinator



## Humane Literature Checklist

Children love animals; therefore, animal-related literature can make learning fun and easy for kids of all ages!

The Arizona Humane society has compiled some of our favorite lessons for you to use with your children. In this chapter, you will find lessons and a checklist that is especially helpful in assessing books for humane content. You will also find a Humane Bibliography in this chapter. We encourage you to use the preselected books for your lessons. You may assess other books you want to use. However, books that do not meet the checklist criteria sometimes require open discussion about animal issues. Here is a guide to assessing literature for humane content/value.

### WHAT ARE YOU SHARING WITH YOUR STUDENTS?

Reading about animals is a great way for children to learn. There are many books available featuring animals. However, we may not be aware of the messages these stories convey to children. As educators, we must be aware of inappropriate themes that may be taken too seriously or out of context. Some books and stories successfully foster humane values of compassion, respect and empathy, while others do not.

The checklist below will give you some tips on identifying humane material. When completing the checklist, do not immediately disqualify a book because some answers are "no." Some topics can lead to educational discussions with your students. Evaluate the book for its overall theme.

- |  |     |    |
|--|-----|----|
| 1. Is the animal information correct?  | Yes | No |
| 2. Does the book discuss the needs of animals?   | Yes | No |
| 3. Is there respect for nature and its qualities?  | Yes | No |
| 4. Does the book show compassion towards animals and humans?                               | Yes | No |
| 5. Is the book about animals at all?   | Yes | No |
| 6. Are animals shown in an anthropomorphic way?<br>(Animals showing human characteristics) | Yes | No |
| 8. Is there acceptance of cultural differences?  | Yes | No |
| 9. Does the book speak about environmental conservation?                                   | Yes | No |
| 10. Do the visuals demonstrate appropriate behaviors around animals?                       | Yes | No |
| 11. Is there cruelty toward animals in the text or visuals?                                | Yes | No |
| 12. Does the book address issues for further discussion?                                   | Yes | No |

Further questions to consider:

1. What is the overall theme? What is the moral of the story?
2. Does the book contain specific features that make it a useful educational tool? Are there detailed glossaries, captivating photos, or maps and other diagrams?
3. At what points in the book will you stop to elicit responses from the children?
4. What additional materials will you use to help the book "come alive?"
5. How can you use this book to enhance other activities and learning objectives in the classroom?

Please remember, when assessing different books, do not immediately disqualify a book because some answers are "no." Some topics can lead to educational discussions with your students.





# What is "Humane?"

Puzzle using words synonymous with the word, *humane*.

Can you find the **humane** words in this word search?

**WORD BANK:**

Kind

Caring

Compassion

Loving

Nice

Gentle

R	S	T	Y	U	F	H	E
U	E	C	A	R	I	N	G
W	C	S	K	U	R	B	E
L	O	V	I	N	G	R	N
L	M	A	N	C	P	M	T
M	P	F	D	P	I	P	L
K	A	I	W	F	H	Q	E
I	S	N	X	M	M	I	R
W	S	E	K	B	I	B	G
N	I	C	E	O	J	I	H
R	O	R	L	P	I	P	B
E	N	I	U	G	H	J	K



**Humane Heroes**

Name \_\_\_\_\_

A Humane Hero is kind to people and animals.

**Care:**

\_\_\_\_\_

\_\_\_\_\_

**Compassion:**

\_\_\_\_\_

\_\_\_\_\_

**Courage:**

\_\_\_\_\_

\_\_\_\_\_




**Respect:**

\_\_\_\_\_

\_\_\_\_\_

**Do something nice for animals!**

\_\_\_\_\_

ARIZONA HUMANE SOCIETY

## You Can Be a Humane Hero!

The Humane Hero Ribbon is designed to promote kind behaviors. Each child can decorate their ribbon and librarians or parents can reward them for their kind and humane deeds.

### What is a Humane Hero?

A Humane Hero is caring, compassionate, courageous, responsible, and respectful to people and animals.

### How Do I Become a Humane Hero?

It's easy! – just be kind to animals... and people! You also can become a Humane Hero the fun way!

1. Cut out the Humane Heroes Ribbon.
2. Write your name in the space at the top.
3. Decorate your ribbon and hang it up in an important place where you can see it every-day!
4. Each time you do a kind deed and show one of the character traits on the ribbon, color in the box by the word.
5. When you have filled in each box on your ribbon, you are a Humane Hero!
6. After you have completed your ribbon, write a story for The Arizona Humane Society telling your favorite part of becoming a Humane Hero. If you send your story to the address below, you will get a Humane Heroes Certificate!
7. Send Humane Hero stories to:  
The Arizona Humane Society  
9226 N. 13th Ave.  
Phoenix, AZ 85021



# ARIZONA HUMANE SOCIETY


"Our Mission is to Build Healthy Relationships Between People and Animals"

## Fun Reading with Animals!


### Let's Make Bookmarks!

Before we begin to actually read about animals, there are a few things that we are going to need! One of the most important items is a bookmark to keep our place when we have to take a break from our book. So, let's make some really fun and cool bookmarks! On the next two pages you will find some awesome bookmarks made especially for you. Color and cut out the bookmark that you like best; as a matter of fact, decorate and use as many as you wish!


You can take these bookmarks home and give them to your parents or to your friends at school to show everyone how you are spending your summer. The best thing about these bookmarks is that they remind you about important things that your pets need: tags and hugs!




CUT APART BOOKMARKS AFTER MAKING COPIES




**All  
Cats  
Need  
I.D.  
Tags**



**ARIZONA HUMANE SOCIETY**  
Mission is to Build Healthy Relationships  
Between People & Animals




**Have  
you  
hugged  
your cat  
today?**




**ARIZONA HUMANE SOCIETY**  
Our Mission is to Build Healthy Relationships  
Between People & Animals



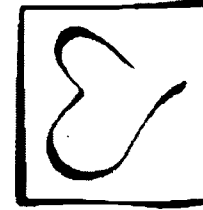
**All  
Cats  
Need  
I.D.  
Tags**




**ARIZONA HUMANE SOCIETY**  
Our Mission is to Build Healthy Relationships  
Between People & Animals



**Have  
you  
hugged  
your cat  
today?**




**ARIZONA HUMANE SOCIETY**  
Our Mission is to Build Healthy Relationships  
Between People & Animals



**Indoor  
cats  
need  
tags  
too!**



**ARIZONA HUMANE SOCIETY**  
Our Mission is to Build Healthy Relations  
Between People & Animals




ALL  
DOGS  
NEED  
I.D.  
TAGS



ARIZONA HUMANE SOCIETY  
Our Mission is to Build Healthy Relationships  
Between People & Animals



HAVE  
YOU  
HUGGED  
YOUR  
DOG  
TODAY?



ARIZONA HUMANE SOCIETY  
Our Mission is to Build Healthy Relationships  
Between People & Animals



ALL  
PETS  
NEED  
I.D.  
TAGS




ARIZONA HUMANE SOCIETY  
Our Mission is to Build Healthy Relationships  
Between People & Animals



INDOOR  
DOGS  
NEED  
TAGS  
TOO!



ARIZONA HUMANE SOCIETY  
Our Mission is to Build Healthy Relationships  
Between People & Animals



HAVE  
YOU  
HUGGED  
YOUR DOG  
TODAY?



ARIZONA HUMANE SOCIETY  
Our Mission is to Build Healthy Relationships  
Between People & Animals



ARIZONA HUMANE SOCIETY  
"Our Mission is to Build Healthy Relationships Between People and Animals"

## Help Scruffy Get Home!

This educational lesson is used to log and write about the books children read from the Arizona Humane Society bibliography.

### A Reading Adventure



Scruffy got out of the backyard gate of his family's home, and now he's out on the streets alone. His family did not put a collar and tag on him, and nobody knows where he lives. Now, Scruffy is scared because there are many dangers to pets on the streets.

### Can you help Scruffy find his way home?

Each time you read a book from our reading list, write the name of the book in the spaces below. Each book you read brings Scruffy a little closer to home!

On the following page, you will find questions about the characters and stories you read. Answer the questions as you finish the stories. Each book you read is a step closer to Scruffy's home!

Make sure your pet can get home!  
ALWAYS have a collar and tag on your cats and dogs!











ARIZONA HUMANE SOCIETY  
 "Our Mission is to Build Healthy Relationships Between People and Animals"

## Scruffy's Journey Home

In the blanks provided below, write the names of the books that you read. Start at the top with the first book and work your way down to the bottom line where Scruffy will reach Home Sweet Home!!!



**BUSY STREETS AND INTERSECTIONS**

---

Book 1

---

Book 2

---

Book 3

---

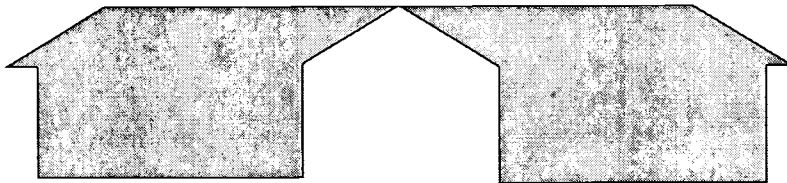
Book 4

---

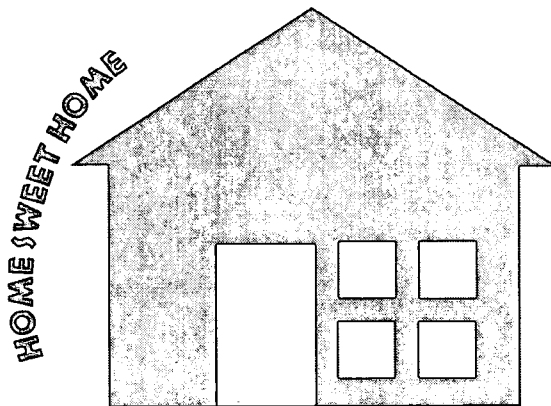
Book 5

---

Book 6



**SCRUFFY SEES HIS NEIGHBORHOOD**



**HOME SWEET HOME**



# ARIZONA HUMANE SOCIETY

"Our Mission is to Build Healthy Relationships Between People and Animals"

1st Book Title: \_\_\_\_\_

Author (Who wrote the book?): \_\_\_\_\_

Were the animals treated kindly in the book? \_\_\_\_\_

Who were your favorite characters in the story?

\_\_\_\_\_

\_\_\_\_\_

2nd Book Title: \_\_\_\_\_

Author: (Who wrote the book?): \_\_\_\_\_

Were the animals treated kindly in the book? \_\_\_\_\_

Who were your favorite characters in the story?

\_\_\_\_\_

\_\_\_\_\_

3rd Book Title: \_\_\_\_\_

Author: (Who wrote the book?): \_\_\_\_\_

Were the animals treated kindly in the book? \_\_\_\_\_

Who were your favorite characters in the story?

\_\_\_\_\_

\_\_\_\_\_

4th Book Title: \_\_\_\_\_

Author: (Who wrote the book?): \_\_\_\_\_

Were the animals treated kindly in the book? \_\_\_\_\_

Who were your favorite characters in the story?

\_\_\_\_\_

\_\_\_\_\_

5th Book Title: \_\_\_\_\_

Author: (Who wrote the book?): \_\_\_\_\_

Were the animals treated kindly in the book? \_\_\_\_\_

Who were your favorite characters in the story?

\_\_\_\_\_

\_\_\_\_\_

6th Book Title: \_\_\_\_\_

Author: (Who wrote the book?): \_\_\_\_\_

Were the animals treated kindly in the book? \_\_\_\_\_

Who were your favorite characters in the story?

\_\_\_\_\_

\_\_\_\_\_

Favorite Book: \_\_\_\_\_

Why was this your favorite? \_\_\_\_\_ 90

\_\_\_\_\_

\_\_\_\_\_



## TAG! You're It!

In this puzzle, children use jumbled letters to complete a sentence about responsible and safe pet care. It also gives children the opportunity to think about other ways we can keep our pets safe.

### You can play tag with your pets!

But in this game, each time you tag a pet, you are showing how much you care!

Our pets don't speak English or Spanish, so it's very important to give your pet an identification tag. Even if your cat or dog lives inside or stays in your yard, he could still get loose by accident. You can purchase identification tags in pet supply stores or at your local Humane Society or animal shelter. Sometimes, you can even get them free!

What are some ways to keep your pet safe?

Using the letters below, finish each sentence below. Mark an "X" over each letter you use.

h g d e s a r s a t a u e y o l h

1. Keep your dog on a \_ \_ \_ \_ \_.
2. Make sure your dogs & cats always wear an identification \_ \_ \_ \_.
3. If your dog is outside, make sure he is kept in your \_ \_ \_ \_ \_.
4. Keep your cat in your \_ \_ \_ \_ \_.

Can you think of any other ways to keep your pet safe?

---



---



---



---



---



---



---

*(Answers: 1. leash; 2. tag; 3. yard; 4. house)*

### Remember, both dogs and cats need tags!

There are many dangers outside for pets, and we need to make sure they can make their way home safely.



## Tag Fun!

This craft activity gives kids the chance to decorate a tag necklace for themselves and sample tags with all of their information for their pets.

It is important for each pet to have a tag. You can even create your own tag and wear it like a necklace!

### Make your tag:

1. Write your name, address and phone number on the front.
2. You can decorate the back with color/glitter or your own drawing.
3. Punch a hole in the top.
4. Using string to make your own necklace tag!

### Make sample tags for your pets at home:

1. Write your pet's name on the top line followed by your address and phone number.
2. Create and cut out a sample tag for each of your pets.
3. Paste each tag on the following worksheet.
4. Take this home to remind yourself to get real tags for each of your cats and dogs!

*Your Name*

*Your Address*

*Your Phone #*

*Your Pet's Name*

*Your Address*

*Your Phone #*



ARIZONA HUMANE SOCIETY  
"Our Mission is to Build Healthy Relationships Between People and Animals"

## Tag Fun I Love Pets!

Paste your sample pet tags onto this piece of paper. You can color and decorate around the tags and you can even write a little story if you'd like! Take your tags home and remind your family that every pet needs a tag!!

Please show you care – put tags on  
your cats and dogs!



ARIZONA HUMANE SOCIETY  
"Our Mission is to Build Healthy Relationships Between People and Animals"

# EXTRA! EXTRA! Read All About It!

As children read various books throughout your program, you can have them write about the kind, humane characters they find in different stories.

## Humane Heroes Are Everywhere!

Humane Heroes are people who do kind deeds for animals... and people! They are caring, compassionate, responsible, courageous and respectful.

Can you find examples of each of these characteristics in different books? How many story characters can you find who deserve to be Humane Heroes?

Name of Book	Kind of Character	What They Did
Caring:		
Compassionate:		
Responsible:		
Courageous:		
Respectful:		

Caring: \_\_\_\_\_  
\_\_\_\_\_  
\_\_\_\_\_

Compassionate: \_\_\_\_\_  
\_\_\_\_\_  
\_\_\_\_\_

Responsible: \_\_\_\_\_  
\_\_\_\_\_  
\_\_\_\_\_

Courageous: \_\_\_\_\_  
\_\_\_\_\_  
\_\_\_\_\_

Respectful: \_\_\_\_\_  
\_\_\_\_\_  
\_\_\_\_\_






# ARIZONA HUMANE SOCIETY

"Our Mission is to Build Healthy Relationships Between People and Animals"

## Humane Heroes Take Care of Their Pets!

Animals need many different things. The four most important things your pets need are:



# Food

Feed your pets a balanced diet with quality pet food.

Pets should not eat "people food." Did you know that chocolate is poisonous to dogs?

# Water



**ALWAYS**  
have plenty  
of clean  
water for  
your pets.

# Exercise



All pets need exercise. What are some fun and safe ways to play and exercise with your pet?

# Love



Pets need love too!  
Make sure you praise your pet when he/she does something good.





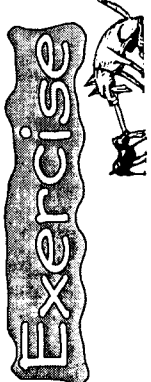

# ARIZONA HUMANE SOCIETY

"Our Mission is to Build Healthy Relationships Between People and Animals"

How well do you take care of your pets? Follow the instructions below and let's see what a good pet owner you can be!

After you read the instructions, tally your **Pet Points** on the next page.

1. Cut out the **Pet Points** chart on this page.
2. Hang the **Pet Points** chart where you will see it every-day! (Maybe on the refrigerator!)
3. Each time you give your pet food, water, exercise or love, give yourself a pat on the back and a **Pet Point** in each box as you do the kind deed for your pet!
4. At the end of the week, tally your **Pet Points**. How well can you do this week?

Monday	Tuesday	Wednesday	Thursday	Friday	Saturday	Sunday
						
						
						
						



ARIZONA HUMANE SOCIETY  
"Our Mission is to Build Healthy Relationships Between People and Animals"



## Pet Points

My pet needs food, water, exercise, and love every day!

My Pet's Name: \_\_\_\_\_


Tally your pet points here:

My Pet Points for the week: \_\_\_\_\_



### CONGRATULATIONS!

If you have more than 24 Pet Points, you were a responsible pet owner this week!





## Your Pet

As you learned from the previous exercise, animals need food, water, exercise and love. What else does your pet need? You can learn about your pet's needs by reading books in the library. See if you can find the information below in a good book about your pet.

What kind of pet(s) do you have?

---

---

---

What book(s) did you read about your pet?

---

---

---

What interesting things did you learn about your pet?

---

---

---

---

What things can your pet do that other animals cannot?

---

---

---

---

What do you love most about your pet? (You don't need a book for this part!)

---

---

---

---



## Who Pays If We Don't Spay?!

Educational piece about the importance of having pets spayed/neutered.

When cats and dogs have babies, they can have three to ten babies in each "litter." Today, there are too many pets that do not have homes because people cannot take care of them all. In order for people to care for all of the cats and dogs, everyone in the world would need to have 45 cats and 15 dogs during their lives! That means everyone in your house and in your neighborhood would have that many pets!

The Arizona Humane Society receives an average of 110 homeless animals at its north Phoenix shelter every day! This shows us that pet overpopulation is a big problem! That is why it is important to show your pets that you love them by taking them to a veterinarian for an important operation that keeps them healthy, happy and "litter free!"

### How many cats can one un-spayed female produce in 5 years?



If one cat has 7 kittens...



And those cats each have 7 kittens



And those cats each have 7 kittens

In five years, one unspayed cat could produce 16,807 cats!

**PROBLEM:** Too many pets! People can't take care of them.

**SOLUTION:** Have your pet spayed or neutered!



ARIZONA HUMANE SOCIETY  
"Our Mission is to Build Healthy Relationships Between People and Animals"

## Pet Diary

This exercise gives children and young adults a chance to put themselves in their pet's shoes, or should I say, paws.

A Day In The Life Of \_\_\_\_\_  
*Your Pet's Name Goes Here*

How does your pet spend each day? If you were a pet in your family, what would you want to do? What would be safe for you to do? What activities would you enjoy or dislike? In the space below, describe what your best day would be like as a pet in your family.

What kind of pet are you?

\_\_\_\_\_

My favorite day as a pet...

\_\_\_\_\_  
\_\_\_\_\_  
\_\_\_\_\_  
\_\_\_\_\_  
\_\_\_\_\_  
\_\_\_\_\_  
\_\_\_\_\_  
\_\_\_\_\_  
\_\_\_\_\_  
\_\_\_\_\_  
\_\_\_\_\_  
\_\_\_\_\_  
\_\_\_\_\_  
\_\_\_\_\_  
\_\_\_\_\_  
\_\_\_\_\_





ARIZONA HUMANE SOCIETY  
"Our Mission is to Build Healthy Relationships Between People and Animals"

## Arizona Humane Society's Bibliography of Children's Books Alphabetical Order by Author

Auch, Mary Jane. *The Latchkey Dog*. Little, Brown & Company, 1994.

This story is about a boy who shows his mother that pet ownership means keeping an animal for life. Sam proves to his mother that his dog is part of the family and that he can be responsible. Unfortunately, instead of being a positive role model and working to solve problems constructively and compassionately, Sam's mother encourages the family to get rid of the dog.

Ages 8-10

Breslow, S. & Blakemore, S. Sally. *I Really Want a Dog*. Dutton Children's Books, Penguin Books, 1990.

This book tells of a young boy who learns about the responsibilities of owning and caring for a canine companion before he visits the animal shelter to find a pet.

Ages 3-8

Brown, Ruth. *Our Cat Flossie*. E.P. Dutton, 1986.

The author and illustrator of this book presents a very attractive, individual cat named Flossie, who also beautifully and humorously represents the species as a whole. This is an ideal picture book to introduce a discussion about cats, their characteristics, and their needs.

Ages 1-5

Calhoun, Mary. *Tonio's Cat*. Morrow Junior Books, 1996.

The theme of this book is solidly supported by the oil paintings it incorporates and the Spanish/English translation of phrases throughout. A lonely boy, new to the neighborhood in California, and a stray cat find each other; which leads both to a wider circle of wonderful friends.

Ages 6-9

Calmenson, Stephanie. *Shaggy, Waggy Dogs and Others*. Clarion, 1990.

A children's book on breeds of dogs, that ends with a visit to an animal shelter and the adoption of a mixed-breed dog.

Ages 4-10

Calmenson, Stephanie. *Rosie, A Visiting Dog's Story*. Clarion, 1994.

A true story of Rosie's training to be a therapy dog and her visits to cheer up patients at a children's hospital and a nursing home.

Ages 6-10

Daniels, Lucy. *Pony on the Porch*. Barron's Educational Series, Inc. 1996.

Part of the Animal Ark series, this book features heroine Mandy Hope, who tries to save a pony from a well-intentioned, but misinformed, owner. Set in a modern-day English country village, this book features appealing characters, a suspenseful narrative, and a peek into the day-to-day challenges of a veterinary career.

Ages 8-12



## ARIZONA HUMANE SOCIETY

"Our Mission is to Build Healthy Relationships Between People and Animals"

Daniels, Lucy. *Sheepdog in the Snow*. Barron's Educational Series, Inc. 1996.

A wintertime story that incorporates all types of attitudes of people toward dogs.

Mandy Hope finds a sheepdog that has been left for dead on the side of the road and nurses it back to health with the help of her parents.

Ages 8-12

Duel, Debra. *William's Story*. Storytellers Ink, 1992.

This story illustrates how a cat struggles to survive when it's family moves and leaves him behind. This book teaches that animals also need loyalty and love.

Ages 7-9

Evans, Mark. *ASPCA Pet Care Guide for Kids, Rabbit*. Doring Kindersley, 1993.

Can a rabbit live happily in a house? This book will help teach everything one needs to know about rabbits, from how to choose one to building an appropriate cage.

Ages 8 and Up

Felder, Deborah G. *The Kids' World Almanac of Animals and Pets*. World Almanac, 1989.

A book of fascinating facts about animals, plus a practical guide to pets and their care.

Ages 3 and Up

Fox, Paula. *One-Eyed Cat*. Bradbury Press, 1984.

Eleven-year-old Ned fires the air rifle that his uncle has given him for his birthday. He has found it in the attic where his father had hidden it after forbidding Ned to use it.

He fires it just once, at a shadow in the garden. That "just once" seems to have been enough to hit and blind a stray cat because, shortly after that, a one-eyed cat turns up at a neighbor's woodshed. For the rest of that year, Ned lives with his doubts, fears and guilt, until he works through these emotions and finds peace with himself and his family. A novel for children with a strong humane message.

Grades 6-8

Harrison, Troon. *Aaron's Awful Allergies*. Kids Can Press, 1998.

Story about a little boy who has to give up a houseful of pets because of allergies.

Ages 4-9

Hazen, Barbara. *Fang*. Alladin Books, 1987.

This book can be used to talk about being careful around dogs who are frightened.

All Ages

Houk, Randy. *Jasmine*. Benefactory, Inc., Fairfield, CT, 1993.

Story of abandoned cat.

Houk, Randy. *Bentley And Blueberry*. Benefactory, Inc., Fairfield, CT, 1993.

Story about pet abandonment.

Houk, Randy. *Hope*. Benefactory, Inc., 1995.

True story of pigs that wind up in a sanctuary instead of on a kitchen table.



ARIZONA HUMANE SOCIETY  
"Our Mission is to Build Healthy Relationships Between People and Animals"

Jeschke, Susan. *Lucky's Choice*. Scholastic, 1987.

Lucky, a well-fed housecat, has to choose between a clean, safe apartment life with a human who doesn't love him, or a life of freedom and possible danger and hunger with his friend, a mouse named Ezra. One of the few "cat-and-mouse" picture books around that carries a humane message.

Grade 2 - 5

Kaufman, Dr. Les. *Do Fishes Get Thirsty? Questions answered by Dr. Les Kaufman and The Staff of the New England Aquarium*. Watts, 1991.

Bright white, glossy paper makes a striking background for the clear photo and diagrams used in this selective roundup of aquatic creatures. The answers to often-asked questions are straightforward with just enough elaboration to pique further curiosity. The book also contains a glossary, a list of recommended readings and a plea for conservation.

Grades 3 - 5

Keller, Beverly. *Only Fiona*. Harper & Row, 1988.

Ten-year-old Fiona, new in town, loves animals, but hasn't yet found many children she can really count on to be her friends. Over the summer, however, she starts finding animals who need rescuing: a beetle, a frightened baby mouse, a hamster, a colony of ants and a fish that has grown too big for its bowl. As she carries out her kind work, a group of good friends begins to form around her. A funny, warm-hearted story.

Grades 3 - 7

King-Smith, Dick. *The Invisible Dog*. Crown Publishing, 1993.

This is an intriguing rendition of a familiar story. Janie wants a puppy and expresses her wish through Henry, the invisible dog she imagines for herself. Janie shows great responsibility for her imaginary pet, and in the end, through a series of coincidences, gets the dog of her dreams. The reader understands that they will live happily ever after because Janie has shown that she is able to provide love and care.

Krause, Uta. *Pig Surprise*. Dial Books for Young Readers, 1989.

A little girl called Nina finds out that pigs, though delightful animals, are not like humans and have their own separate needs. This story could serve as a springboard for some discussion about the needs of various animals and about how they are treated by human beings. The extent of discussion of these issues could, of course, be determined by the level of the students.

Grades 2 - 5

Kroll, Steven. *Oh Tucker*. Candlewick Press, 1998.

Book about a very destructive puppy whose family does not have the heart to discipline him. This book can be used to show how necessary dog training is. May be fun to have a dog trainer present when using this book.

All Ages

Kuklin, Susan. *Taking My Dog to the Vet*. Bradbury, Macmillan, 1988.

Take a trip to the veterinarian with Minal and her companion dog, Silver. Learn how



## ARIZONA HUMANE SOCIETY

"Our Mission is to Build Healthy Relationships Between People and Animals"

to prepare for the visit and what to expect. This excellent book is sensitively photographed and explained.

Langen, Annette. *Pippo, A Little Dog Finds a Home*. Abbeville Press Publishers, 1995.

With delightful pictures by Sigrid and Sven Leberer, this book tells the story of Pippo, an energetic and ultimately lucky little dog, who, as a pup, endures an unloving home and then abandonment. A caring family finds him lost in the woods and takes him in. The book captures the joys of everyday life in a loving family setting. The book also features clever interactive fold-outs, as well as some information about responsible pet care. However, Pippo, who wears a collar, does not wear a leash in some outdoor scenes, which is generally not advisable.

Ages 7 and Up

Little, Jean. *Lost and Found*. Viking Kestrel, 1985.

Lucy's family moves to another town and she is lonely and worried about finding new friends, until she meets a little dog who may - or may not - be a stray. Her parents let her keep him until they find his owner. When the owner turns up at the local animal shelter and they are called in with the dog, Lucy is heartbroken. Then, at the shelter, she finds a sad, small toy Pomeranian who needs cheering up even more than she does! Could be integrated into a unit on pets/pet care.

Grades 4 - 6

Matthias, Catherine. *I Love Cats*. Children's Press, 1983.

One of the happiest "Big Books" around and a delightful celebration of all animals, but particularly the feline species.

Grades K - 3

Martin, Bengt & Friberger, Anna. *Olaf the Ship's Cat*. Checkerboard Press, 1990.

Story of a cat accidentally lost and a family's search:

Ages 4 - 6

Marzollo, Jean & Pinkney, Jerry. *Pretend You're a Cat*. Dial, 1990.

Cute book for pre-schoolers who can act out different behaviours of animals.

Preschool Age

Mellonie, Bryan & Ingpen, Robert. *When a Pet Dies*. Putnam, 1987.

Pet loss.

All Ages

Miller, Sara. *Three Stories You Can Read to Your Cat*. Houghton Mfflin, 1997.

Fun book that children can read to their cats.

Ages 4 - 7

Moore, Inga. *Six Dinner Sid*. Aladdin, 1991.

Story of a neighborhood dog with six owners.

Grades K - 3



ARIZONA HUMANE SOCIETY  
"Our Mission is to Build Healthy Relationships Between People and Animals"

Marsden, Vince. *Smutter*. Brimax, 1997.

Another story of a very destructive puppy, much like *Oh, Tucker*, listed above. Smutter, however, is a Dalmation, so this book gives humane educators a chance to discuss this breed.

Naylor, Phyllis Reynolds. *Shiloh*. A Yearling Book, Del Publishing, 1991.

This 1992 Newbery Medal winner features an 11-year-old boy named Marty who tries to rescue a loveable beagle from an abusive neighbor. Interwoven in this riveting tale are a number of thought-provoking dilemmas about animal protection and moral choice. Readers will cheer for Marty and his heroic dedication to saving the beagle he names Shiloh. Though this story has a happy ending, most readers will realize that the outcome for many animals is not so fortunate. Absolutely first-rate!

Ages 10 and Up

Naylor, Phyllis Reynolds. *Shiloh Season*. Atheneum Books for Young Readers, 1996.

Fans of *Shiloh* will love this equally gripping sequel that features a compelling message about the importance of kindness in personality development. One caveat: readers may want to note that it generally is not advisable to allow one's companion animal to run outdoors without supervision, nor should dogs be given triple fudge ice cream. These are the only flaws in an otherwise powerful reading experience.

Ages 10 and Up

Odom, Melissa W. *A Medal for Murphy*. Pelican Publishing Company, 1987.

This is a lively tale about a homeless dog named Murphy who gets into trouble while on his daily scrounge for food. Although Murphy is the book's central figure, the author also makes a larger point about the foibles of human nature. Characters pass hasty judgments, get carried away by the excitement of the moment and behave in a fickle manner. This useful book could spark a discussion about how ignorance and fear of unwanted animals can lead to misinformation and tragic endings. Black-and-white pen-and-ink illustrations alternate with colored ones, subtly underlying the book's theme of changing perceptions.

Ages 5 - 7

Olson, Karla. *My First Kitten*. Andrews & McMeel, 1994.

This fun, informative book about a new feline friend is packed with facts, jokes and even an I.D. tag for your animal. It will help any youngster learn about cats and how to care for them.

Ages 5 - 10

Parrish, Peggy. *Scruffy*. Harper Trophy, 1988.

Great book about shelters. An "I Can Read" book.  
Preschool Age

Polacco, Patricia. *Tikvah Means Hope*. Doubleday Dell, 1994.

Story of a Jewish family's cat who gets lost in a disastrous fire.

Ages 7 and Up



## ARIZONA HUMANE SOCIETY

"Our Mission is to Build Healthy Relationships Between People and Animals"

Pringle, Laurence. *Naming the Cat*. Walker, 1997.

A family has a hard time coming up with a name for a cat that strays into their life. The book makes mention of "feral" cats and an interesting episode at the end has cat visiting a classroom, getting scared and jumping out a window. Good to use if you have animals visiting the classroom so children understand how to behave.

Grades 2 - 6

Roberts, Willo Davis. *Eddie and the Fairy Godpuppy*. Aladdin Books, Macmillan Publishing, 1984.

This is a magical and heartwarming story of a young boy who befriends a puppy and finds himself loved beyond his wildest dreams.

Ages 8 - 10

Rogers, Fred. *When a Pet Dies*. Putnam, 1987.

Pet loss.

Rosen, Michael J. *Kid's Best Dog Book*. Workman Publishing, 1993.

This practical, easy-to-understand book promotes the bond between children and dogs. Chapters on dog language, handling and training are especially interesting.

Ages 8 - 12

Rosen, Michael J. *Kid's Best Field Guide to Neighborhood Dogs*. Workman Publishing, 1993.

All purebred dogs are different. Some were bred to herd sheep, others to find missing people. This book will help children understand both the physical and physiological characteristics of many of the dogs they might meet.

Ages 8 - 12

Rosen, Michael J. *Speak! Children's Book Illustrators Brag about Their Dogs*. Harcourt, Brace, 1993.

Forty-three children's book illustrators present their personal experiences with dogs in pictures, stories and poems. They convey a variety of impressions of dogs' personalities, along with tales of bravery, loyalty and friendship.

All Ages

Ryden, Hope. *Your Dog's Wild Cousins*. Lodestar Books, 1994.

This wonderful book is especially educational for a child living with a companion animal. The author asks questions as a way of encouraging children to observe their dogs' actions and discover similarities to their wild cousins. For instance, she asks "Does your dog hear sounds that are inaudible to you," while pointing out that coyotes can hear the sound of their prey even under a snowbank. Photos of Ryden's own dogs invite readers to learn about animals through respectful observation and gentle play. With glossary and index.

Ages 8 - 10

Rylant, Cynthia. *The Bookstore Dog*. Blue Sky/Scholastic, 1996.

Nice story of a well-loved dog.

Ages 3 - 9

106





ARIZONA HUMANE SOCIETY  
"Our Mission is to Build Healthy Relationships Between People and Animals"

Rylant, Cynthia. *Mr. Putter & Tabby Pour Tea*. Harcourt Brace, 1994.  
Sweet relationship story of an older man and a cat.  
Ages 3 - 9

Rylant, Cynthia. *Cat Heaven*. Blue Sky/Scholastic, 1997.  
Comforting for both children and adults regarding pet loss.  
All Ages

Rylant, Cynthia. *Dog Heaven*. Blue Sky/Scholastic, 1995.  
Comforting for both children and adults regarding pet loss.  
All Ages

Rylant, Cynthia. *Henry and Mudge Take the Big Test*. Bradbury, Macmillan Publishing, 1991.  
A young boy named Henry lives with a spirited dog, Mudge. The mischievous dog chases the neighbor's cat, jumps on visitors and pesters Henry's father while he mows the lawn. A chance encounter with a well-trained dog inspires Henry and his family to take Mudge to obedience school, which he completes successfully. The lesson for children is that pets require proper training and care. This simple text, enhanced by bright, colorful drawings, spells out the joys and responsibilities of having a pet.  
Ages 6 - 8

Rylant, Cynthia. *Henry and Mudge and the Happy Cat*. Macmillan Publishing, 1990.  
This is the eighth book in a series for young readers about a boy named Henry and his big, lovable dog, Mudge. Henry and his family take in a cat who "looks like mashed prunes." In spite of his shabby appearance, the cat is embraced by all until a permanent home is found. (In the story the cat is fed milk, although milk can cause gastric distress in domestic felines.)  
Ages 6 - 9

Rylant, Cynthia. *Henry and Mudge and the Wild Wind*. Ready to Read Aladdin Paperbacks, 1996.  
This delightful paperback (12th in the series) follows Henry and his dog, Mudge, on their adventures on the day of a big storm. Although Mudge is shown wearing a collar and identification tag, he runs around outside without a leash. Adults may want to caution against this as they discuss what is an exuberant book about the close relationship between a child and his dog.  
Ages 6 - 9

Rylant, Cynthia. *Mr. Putter and Tabby Pour the Tea*. Harcourt, Brace & Company, 1994.  
Mr. Putter is a lonely old man who wants a pet to keep him company and listen to his stories. He goes to the animal shelter and adopts an old yellow cat named Tabby, who becomes his best friend. The story illustrates the value of companionship between pets and older people. Exuberant illustrations.  
Ages 6 - 10





## ARIZONA HUMANE SOCIETY

"Our Mission is to Build Healthy Relationships Between People and Animals"

Samuels, Barbara. *Duncan and Delores*. Aladdin Books; Macmillan Publishing, 1989.

Here is the story of a girl and her adopted cat, Duncan, whom she dresses in human clothing and attempts to make perform tricks. At the heart of the matter is the girl's realization that the cat prefers gentler play.

Ages 4 - 7

Suders, Marshall. *Beautiful Joe*. Storytellers Ink, 1990.

A North American classic dog story by a Canadian author, written a hundred years ago and retold by Quinn Currie. The central character, a brown mutt called "Beautiful Joe," is based on a real dog, born in a stable in a small town in Maine, and abused by his owner. He was rescued by a kind family and lived happily with them for more than thirteen years. The author's lifelong passion for kindness to animals glows throughout this book.

Ages 9 - 11

Seidel, Jennifer. *Jaeger Finds a Family*. Green Bark Press, 1992.

This book follows a dog's quest to find someone to adopt him and love him for who he is, not judging him by his appearance.

Ages 3 - 8

Seymour, Tres. *Pole Dog*. Orchard Book, 1993.

Sad story of a stray dog.

Ages 3 - 8

Sharmat, Majorie. *I'm the Best*. Holiday House, 1991.

A story about a dog with many homes.

Ages 4 - 8

Spiotta-DiMare. *Caesar: On Deaf Ears*. Benefactory, Inc., 1997.

True story of a deaf dog who winds up at an animal shelter.

Ages 4 - 9

Spooner, J.B. *The Story of a Little Black Dog*. Arcade Publishing, 1994.

This is a charming story of an orphaned puppy who is adopted hesitatingly by a crusty old sea captain in Martha's Vinyard, MA. The puppy wins the man's heart and becomes his close companion and, ultimately, a New England legend.

Ages 4 - 8

Squire, Dr. Ann. *101 Questions and Answers about Pets and People*. Macmillan Publishing, 1988.

This excellent book for young adults contains questions and answers grouped in a logical, highly readable format. Filled with interesting information, it promotes responsible pet ownership.

Ages 8 - 12



ARIZONA HUMANE SOCIETY  
"Our Mission is to Build Healthy Relationships Between People and Animals"

Strub. *My Dog, My Sister And I*. Tambourine Books, 1993.

From a six-year-old's point of view, this book compares a puppy and a baby sister, growing up.  
Ages 5 - 7

Taylor, Livingston. *Can I Be Good*. Gulliver, 1993.

Story of a golden retriever who misbehaves. This book can be used to help explain the importance of training and responsible ownership.  
Ages 5 - 10

Viorst, Judith. *The Tenth Good Thing About Barney*. Aladdin, 1971.

Pet loss.  
All Ages

Waber, Bernard. *Rich Cat, Poor Cat*. Scholastic.

This picture book tells the story of two very different cats, a rich one who has a doting human owner and a poor stray, who thinks his name is "Scat." This story is excellent for use in a whole language/Big Book unit, or for discussion of stray animals.  
Grades K - 3

Wiesner, David. *Hurricane*. Clarion Books, 1983.

Factual text and black and white photos of Santa Monica Animal Shelter.  
All Ages


Wilhelm, Hans. *I'll Always Love You*. Crown, 1985.

Pet loss.  
All Ages

Wolff, Ashley. *Only The Cat Saw*. Dodd, Mead & Co., 1985.

Vividly realistic pictures illustrate what the cat saw at night that human beings missed out on and what the cat missed by sleeping during the day.  
Grades K - 3

**E.** Activities



**Books  
and  
Pets**

**our friends for life!**

## Age-Adaptable Programs and Activities

These special events may be kick-off or closing events, or simply special events in the course of your ARP. Feel free to host all-age affairs or adapt for a specific age range.

This year, young adults in particular may be interested in attending or even volunteering to help organize and supervise these events, because the love of pets has no age limit.

In addition to activities in this chapter consider presentations, demonstrations, and incentive prizes that may be solicited from local animal organizations such as:

- Animal groomers - for demonstrations
- Animal rescue organizations - for visiting animal with human rescuer
- Animal sanctuaries - visiting animal with human sponsor
- Animal shelters - see Presenter Resource section for educational outreach programs
- Animal therapy programs - visits by animals trained for pet therapy
- Handi-Dogs - for demonstrations
- Local 4-H club - for demonstrations
- Local county fairs - for incentive tickets as well as demonstrations
- Pet supply stores - for prizes as well as pet care information
- Veterinarian offices - pet care demonstrations

### GENERAL PROGRAM IDEAS:

Here are some wonderful ideas that can be utilized during the reading program with any age. These programs will keep your ARP full of fun and encourage the youth to be more involved in their community and in the program. Don't forget the young adults in your community. They can assist you with many of the programs.


Here are some ideas to get you started:

- Create an essay contest about their favorite animal book or their pets.
- Customize pet record books/journals, including pictures, drawings, birth dates, shots, baths, and other notes.
- Hold a pet show or parade at the library or a community park. Don't forget to encourage "poop-scoop" techniques. You could even use stuffed animals and toys for very young children!
- Create a wall of pets using photos collected from your patrons.
- Host a gallery of pet drawings...these could be real or imaginary.



## Adopt a Pet

“Adopt” a stuffed puppet pet(s) and use a journal and maybe some photos to keep track of all of the fun things the library pet does. Return the pet after an allotted time (possibly one week) and the next child who adopts the pet, can keep track of their experience in the same journal. At the end of your reading program have a big presentation, displaying the pet(s) along with their travel journals and sharing their experiences with their “adopted” children. You may want to give away the pet(s) at the end of the program through a drawing or a lottery. (Preschool and School-age)



## Pet Food Drive

Why not organize a pet food drive? (Ages 6 and up)

The number of stray and lost animals tends to increase during the summer months. Just like human food banks, animal shelters can run out of supplies for the animals that are brought to them.

Work with school age children to create colorful posters and signs asking for donations of food, litter, toys, leashes (most shelters have volunteers who come in to walk the dogs), and old blankets and towels.

Set up a central collection spot somewhere in your library where the donations can be dropped off. Use a decorated cardboard box or a plastic trash bin with appropriate signage.

Get teens or older school-age children to sort through the donations each week (separating dog items from cat items, food from toys and litter, etc.).

At the end of the Reading Program, all donated items can be taken to your local shelter.

### **IF YOU LIKE THIS IDEA, AND WANT TO TAKE IT FURTHER...**

Enlist the support of local pet stores and veterinarians. Ask them to have donation boxes and posters in their offices or stores. You can even give them “Books and Pets” bookmarks to hand out. A win-win situation for all!

## Stray Animal Rescue Kit

Even the best cared-for pet can get separated from its family. You can be prepared if you find a lost pet by putting together this rescue kit. Ages 6 and Up.

### MATERIALS:

Cardboard pet carrier or medium-sized cardboard box with top flaps  
 Paints or markers  
 Glue  
 Optional: pet images from magazines, stickers



### DIRECTIONS:

1. Start out with a medium-size pet carrier. You can usually find these at your local Humane Society or sometimes they are available at the veterinarian's office. If you cannot find a pet carrier, you can use any cardboard box that has a closeable top.
2. If using a box, cut out breathing holes. This needs to be done by an adult or teen helper.
3. Decorate your carrier with stickers, pet pictures from magazines, or create your own designs.
4. Now it's time to stock your Rescue Kit. Good items to include are:
  - Leash and collar
  - Small bags of cat and dog food
  - Dog & cat treats
  - Towels
  - Gauze or strips of cloth (in case the animal is bleeding)
  - Cotton gloves
  - Prepackaged moist wipes
  - Phone number of your local animal shelter or the animal control number of your local police department.

Once your Rescue Kit is stocked, keep it in an easily accessible place in your home, or in the family car.

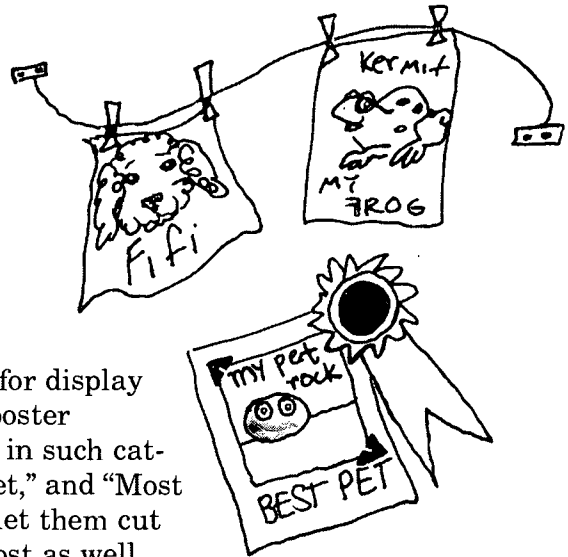
**DISCLAIMER:** This kit is not designed for seriously injured animals; alike, it is not designed for animals that look as if they are dangerous or carrying a disease. Please use caution in deciding when and where to use this kit.

# Pet Gallery

Ages 5 and Up.

**MATERIALS:**

- Photographs of pets
- Colorful paper or poster board
- Magazine pictures of pets
- Optional: Pet Fact Sheet



**DIRECTIONS:**

1. Invite children to bring in a photo of their pets for display in the library. Frame photos on colorful paper or poster board. You might offer a contest and award prizes in such categories as “Cutest Pet,” “Biggest Pet,” “Smallest Pet,” and “Most Unusual Pet.” For children who do not have pets, let them cut out pictures of pets they might like to have and post as well.
2. List winners and their photos in your library newsletter or submit them to the local newspaper.
3. Make sure to get the complete name and mailing address for the pets so photos can be returned if not picked up at the end of the program.
4. As an option, ask the children, with their parent’s help, to fill out a pet fact sheet (sample follows) to post with the photographs.

## Facts About My Pet

Pet's Name \_\_\_\_\_

What Kind of Animal? \_\_\_\_\_

How Old? \_\_\_\_\_

Favorite Food \_\_\_\_\_

My Pet's Tricks \_\_\_\_\_

\_\_\_\_\_

Funny Things My Pet Does \_\_\_\_\_

\_\_\_\_\_

What I Do to Take Care of My Pet \_\_\_\_\_

\_\_\_\_\_



## How to Keep a Pet Journal

Every single day your pet will change in some way no matter if you get them when they are a baby or when they are full-grown! The way they act, eat, sleep, and even the way they walk will change. By keeping a pet journal, you will be able to go back and see some of the new, crazy ways that your favorite pet has changed so much. Ages 7 and Up.

### **MATERIALS:**

Folder (any color) with brads  
 Divider sheets  
 Notebook paper  
 Bright-colored pens or crayons  
 Clear tape  
 Decorative items, such as stickers, glitter, pictures, etc.



### **DIRECTIONS:**

1. Decorate your folder. Feel free to be very creative. Don't forget to put your pet's name on the front!
2. Set up folder with 10-15 pieces of notebook paper between each divider.
3. Label the the dividers to organize important events in your pet's life.
4. Here are some ideas for your sections:

**Great Beginnings:** How did you get your pet? Do you know their birthdate or any details about their early life? If you have adoption papers or other information, you may want to keep it here.

**Looking Good:** What does your pet look like? Keep track of height, weight, color of eyes and other descriptions. You may want to include photos or drawings in this section.

**Memories:** How has your pet impacted your life? What things do you like to do together? You may want to let friends and family members write their special memories or thoughts about your pet here.

**Healthy Living:** You may want to keep shot or other veterinary visit information here. Also, what do you do to keep your pet healthy? Include feeding information, exercise, and more.

A pet's presence has a lasting impact on a child's life. This keepsake journal/folder could be a delightful memory far into the future. Consider doing this project, then reading the book or watching the video of *My Dog Skip* by Willy Morris.

# Songs and Plays

Here are some songs and plays to get you started. They are listed in age order (younger to older).

## Five Kittens

(A finger play) Ages Pre-K.

My kitten pets must go to bed,	(Hold up hand extend fingers)
The little kitten owner said.	
But I will count them first to see	(Point to fingers)
If they have all come home to me.	
One kitten, two kittens, three kittens dear	(Point to each finger)
Four kittens, five kittens - yes, all are here.	
They are the cutest kittens alive -	
My kittens, one, two, three, four, five.	(Point to each finger again)

## Little Friends

(A finger play) Ages Pre-K.

Little black bunny in your hutch,	(Hold up fist, two fingers extended)
I love you so very much.	(Nod head)
With fuzzy tail and ears that flop,	(Wiggle extended fingers)
Off you go - hippity hop.	(Make bunny hop)
Tiny yellow duck with a fuzzy back,	(Hold palms together)
I can hear you,	
Quackity, quack.	(Open and shut hands to "quack")
Swimming in the lake nearby,	(Make swimming motions)
Off you fly off to the sky.	(Flap arms)

## If I Were...

(An action rhyme) Ages Pre-K.

If I were a pup,	
I'd have four paws to run and play.	(Down on all four hands and feet)
If I were a fish,	
I'd have fins to swim all day.	(Hands at side - make swimming motions)
If I were a cat,	
I'd purr and purr just so.	(Stroke forearm and purr)
If I were a tortoise,	
I'd move so very s-l-o-o-w.	(Walk slowly)
But I'm just little me,	(Point to self)
I have two legs, can't you see?	(Point to legs)
And I'm as happy as I can be!	(Big smile!)

## Bunny Bop

(Sung to “The Hokey Pokey”) Ages Pre-K.


### DIRECTIONS:

1. Gather children in a circle and ask them if they know the familiar “Hokey Pokey” song. Review the song briefly for any who do not know it.
2. Ask the children to hold their hands up on each side of their head to create “ears.”
3. Sing together, following the directions in the song.

### SONG:

You put your bunny ears in,  
 You put your bunny ears out,  
 You put your bunny ears in,  
 Then you hop and flop about  
 You wiggle and you jiggle  
 And you turn yourself around.  
 Let’s do the bunny hop!

(Tip head down)  
 (Tip head up)  
 (Tip head down)  
 (Hop around)  
 (Wiggle and turn around)  
 (Hop in time to the song)



This verse may be repeated, substituting other bunny body parts for ears, such as nose, paws, toes, and tail.

## Spring Babies

(Sung to “Mary Had a Little Lamb”) Ages Pre-K.

Baby bunny in your hutch,  
 How I like you very much,  
 With furry coat and ears that flop,  
 And a little hop, hop, hop.

(Hold up hands on either side of head  
 to form “ears”)  
 (Hop around)

Baby duck with feathery back,  
 I can hear you quack, quack, quack,  
 You swim in the pond nearby,  
 Soon you’ll fly up to the sky.

(Hold palms together)  
 (Open and close hands to “quack”)  
 (Make swimming motions)  
 (Flap arms)

Fluffy little yellow chick,

(Hold arms to side, flap like tiny  
 wings)

You’ll grow up so very quick,

(Peck palm with fingers held  
 together)

Pecking here and pecking there,  
 (Make cheeping noises)

Cheeping, cheeping everywhere.

## My Puppy

(An action poem) Ages Pre-K.

(Ask the children to become talented puppies, as you recite this poem:)

My puppy is quite amazing  
And tricks, he knows quite a few.  
Now let me show you my puppy,  
And some of the tricks he can do.

Puppy, puppy, watch when I say go,  
Puppy, puppy, wag your tail just so.  
Wag, wag, wag, wag,  
Wag your tail just so.

(Hold arm behind back to form tail)  
(Wag tail)

Puppy, puppy, watch when I say go,  
Puppy, puppy, sniff your nose just so.  
Sniff, sniff, sniff, sniff.  
Sniff your nose just so.

(Point to nose)  
(Sniff!)

Puppy, puppy, watch when I say go,  
Puppy, puppy, bark just so.  
Bark, bark, bark, bark,  
Bark just so.

(Point to mouth)  
(Bark!)

Puppy, puppy, watch when I say go,  
Puppy, puppy, sit up just so.  
Sit, sit, sit, sit,  
Sit just so.

(Point to hands)  
(Hold up hands as "paws" and  
sit up as a puppy would)

Puppy, puppy, watch when I say go,  
Puppy, puppy, jump up high just so.  
Jump, jump, jump, jump,  
Jump up high just so.

(Point to legs)  
(Jump!)

Good puppy!

(Give yourself a pat!)

## Ladybug Pet Activity

Ages 4 - 6

### **MATERIALS:**

Colored-paper leaves (red, green, yellow, and blue)

Scissors

*Optional:* Ladybug shape or puppet

### **DIRECTIONS:**

1. Cut out several leaf shapes from red, green, yellow, and blue paper.
2. Spread them on the floor, or ask the children to help you drop the leaves around.
3. Tell the children that they will become an insect pet, or a ladybug, as they follow the directions in the song.

## Ladybug, Ladybug

(Sung to Teddy Bear, Teddy Bear)

Ladybug, ladybug, fly around.	(Fly around)
Ladybug, ladybug, touch the ground.	(Touch ground)
Ladybug, ladybug, scratch your head.	(Scratch head)
Ladybug, ladybug, land on red.	(Find a red leaf and step on it)
Ladybug, ladybug, fly around.	(Fly around)
Ladybug, ladybug, touch the ground.	(Touch ground)
Ladybug, ladybug, shine your wings.	(Rub arms)
Ladybug, ladybug, land on green.	(Find a green leaf and step on it)
Ladybug, ladybug, fly around.	(Fly around)
Ladybug, ladybug, touch the ground.	(Touch ground)
Ladybug, ladybug, wiggle like Jello.	(Wiggle around)
Ladybug, ladybug, land on yellow.	(Find a yellow leaf and step on it)
Ladybug, ladybug, fly around.	(Fly around)
Ladybug, ladybug, touch the ground.	(Touch ground)
Ladybug, ladybug, tie your shoe.	(Touch shoe)
Ladybug, ladybug, land on blue.	(Find a blue leaf and step on it)
Ladybug, ladybug, fly around.	(Fly around)
Ladybug, ladybug, touch the ground.	(Touch ground)
Ladybug, ladybug, don't you frown.	(Smile)
Ladybug, ladybug, sit right down.	(Sit down)

(Optional: Ask the ladybugs to help you collect the leaves after the song is done. You might ask them to find the leaves for you by colors.)

## My Pet Mice

(A finger play) Ages Pre-K.

Where are my pet mice?

Hiding in a nest.

One peeks out.

Where are all the rest?

One is sleepy.

One is snappy.

One is hungry.

And the last one is happy.

All are here and very much alive.

My pet mice - one, two, three, four, five!

(Look all around)

(Hold left fist in right hand)

(Left pinkie pops up)

(Look all around)

(Left ring finger pops up)

(Left middle finger pops up and snaps)

(Pointer pops up)

(Left thumb pops up and wiggles)

(Hold up five fingers)

(Point to each finger as you count)

## I'm a Little Cat

(Sung to I'm a Little Teapot) Ages Pre-K.

I'm a little cat,

Soft and furry.

I'll be your friend,

So don't you worry.

Right up on your lap I like to hop,

I'll purr, purr, purr

And never stop!

(Hold up forearm)

(Stroke forearm, feeling the cat's "fur")

(Shake head, "No")

(Pat your lap)

(Purr!)

## The Pig

(Sung to Camptown Races) Ages Pre-K.

The pig rolls in the mud all day,

Oink-oink, oink-oink.

That is what he likes to say,

Oink-oink-oink-oink-oink.

Curly tail that grows.

Pudgy little nose.

Mud is where he likes to be,

And it really shows.

(Roll one arm over the other)

(Oink!)

(Oink!)

(Curl pointer finger and place on back)

(Point to nose)

(Splash in the mud)

# The Little Kittens

Ages Pre-K-K.

## MATERIALS:

Little kittens pattern

Paper or felt

Scissors

*Optional:* Crayons or colored markers

Black fine point marker

*The Little Kittens* by Eliza Lee Follen



## DIRECTIONS:

1. Copy and cut out the pattern below and on the next page. Use these patterns to trace the shapes on felt. In lieu of a felt design, you may opt to photocopy the pattern and color.

2. If using felt pieces, add details with the fine point black marker. With the paper version, laminate and add Velcro to the back.

3. Place each pattern piece on the flannel board as you read *The Little Kittens* by Eliza Lee Follen.

4. Feel free to add additional pieces to help tell the story.







122

## Five Little Puppy Dogs

(Activity and Poem) Ages 4 - 6

### MATERIALS:

Puppy pattern

Paper or felt

Scissors

*Optional:* Crayons or colored markers

Black fine point marker

### DIRECTIONS:

1. Copy and cut out the puppy dog pattern (which follows). Use this pattern to trace the shapes on felt. In lieu of a felt design, you may opt to photocopy the pattern and color instead.

2. If using felt pieces, add details with the fine point black marker. With the paper version, laminate and add Velcro to the back.

3. Place each puppy on the flannel board as you share the following poem.

## Five Little Puppy Dogs

(Poem to read aloud) Ages 4 - 6

Five little puppy dogs

(Five puppies on flannel board)

Sitting by the door,

Mommy called one puppy home,

Then there were four.

(Remove one puppy)

Four little puppy dogs

Running around a tree,

One stopped to dig a bone,

Then there were three.

(Remove one puppy)

Three little puppy dogs

Playing with a shoe,

One went to chase a cat

Then there were two.

(Remove one puppy)

Two little puppy dogs

Having so much fun.

One went to take a nap

Then there was one.

(Remove one puppy)

One little puppy dog


Sitting in the sun,

He went inside the house

Then there were none.

(Remove last puppy)

Puppy Pattern



## The Very Hungry Dog

(A flannel board poem) Ages 4 - 7

### **MATERIALS:**

Hungry dog patterns

Scissors

Paper

Plastic resealable bag

*Optional:* Crayons or colored markers

### **DIRECTIONS:**

1. Enlarge the greedy dog pattern (which follows) on your photocopier and cut it out. You may wish to laminate this piece for durability. Add Velcro to the back of the dog for use on the flannel board.
2. Attach the plastic bag, open side up, to the dog's stomach. The bag will hold the rest of the pieces.
3. Copy and cut out the rest of the patterns (which follow). You may wish to color the patterns with crayons or markers. If desired, laminate the paper pieces and add Velcro to the back.
4. Place each piece in the dog's "stomach" (the plastic bag) as you recite the poem.

## The Very Hungry Dog

Do you believe this dog will eat anything?

Apple cores and bacon fat,

(Show dog)

(Place pieces in bag as they are named)

Milk you poured out for the cat.

Can you believe that he'd drink that?

Save the things that you love most...

Because he relishes buttered toast.

Hide your goodies! He's a thief,

He'll even eat your handkerchief.

And if you don't like sudden shocks,

Don't forget to hide your socks.

Leave your soup without a lid?

Soon you'll wish you never did.

Don't you think he must be full?

Look! He's gobbling bits of wool,

Orange peels or paper bags,

Feather duster and cleaning rags.

This dog will eat anything,


Except for mushrooms and cucumbers.

I guess he's not very hungry any more.

(Start to place in bag, then throw out)


**FOLLOW THROUGH:** Ask group what foods they don't like.

# Hungry Dog Pattern

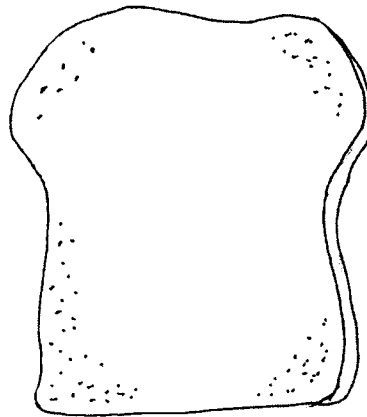


127

ACTIVITIES




Orange peel



Toast



Milk



Soup




Sock



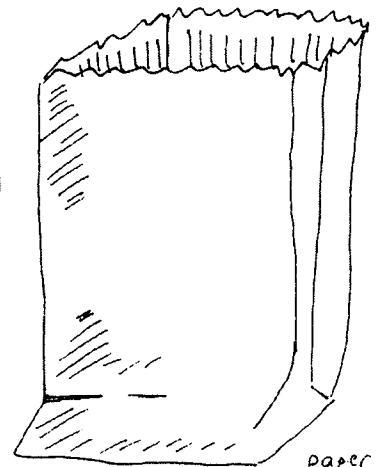
Bacon Fat



Feather duster




Handkerchief




paper bag


Items for Greedy Dog





Mushrooms



Apple Core



Wool



Cucumber



## Baby Animal Hunt

(A flannel board song) Ages 4 - 7

### **MATERIALS:**

Baby animal patterns

Scissors


Paper

Paper bag

*Optional:* Crayons or colored markers

### **DIRECTIONS:**

1. Enlarge the baby animal pieces (below) on your photocopier and cut them out. You may wish to color them with crayons or markers and laminate them for durability. Add Velcro to the back of each piece for use on the flannel board.
2. Place each piece on the flannel board and sing the song. As you capture each animal, drop it in the paper bag.
3. When you let the animals go, pull them from the paper bag and place them on the flannel board again.



## A Searching We Will Go

(Sung to A Hunting We Will Go) Ages 4 - 7

A searching we will go,  
A searching we will go.  
We'll find a little bunny,  
And put him in a bag.  
And then we'll let him go.

(Put bunny in bag)

A searching we will go,  
A searching we will go.  
We'll find a little chick,  
And put her in a bag.  
And then we'll let her go.

(Put chick in bag)

A searching we will go,  
A searching we will go.  
We'll find a little kitten,  
And put him in a bag.  
And then we'll let him go.

(Put kitten in bag)

A searching we will go,  
A searching we will go.  
We'll find a little snake,  
And put her in a bag.  
And then we'll let her go.

(Put snake in bag)

A searching we will go,  
A searching we will go.  
We'll find a little puppy,  
And put him in a bag.  
And then we'll let him go.

(Put puppy in bag)

A searching we did go,  
A searching we did go.  
We found lots of animals  
And put them in a bag.  
And now we'll let them go!

(Take out all animals and replace  
on flannel board)

131

131

## Peter's Pet

(A Flannel Board Story Adapted from *I Went Walking* by Sue Williams) Ages 4 - 7

### MATERIALS:

Animal patterns  
Child pattern  
Paper  
Scissors  
Crayons or markers

### DIRECTIONS:

1. Photocopy the animal and child patterns (which follow) and decorate them with crayons or markers. You may wish to laminate them for extra durability.
2. Add Velcro to the back of the pieces.
3. Place pieces on flannel board as directed by the story, "walking" the child forward as the animals join him in a line.

## Peter's Pet

(A Demonstrative Story) Ages 4 - 7

This is Peter.

(Place child on board)

He loves animals, but he has no pet of his own.

So, one day, Peter decides to take a walk to see  
if he can find an animal to bring home.  
Can you help Peter find a pet?

When Peter says, "I go walking," can you say, "What do you see?"

(Encourage audience to respond, "What do you see?")

"I see a yellow giraffe looking at me."

(Place giraffe next to child)

"I go walking."

"What do you see?"

"I see a gray hippo looking at me."

(Place hippo next to child)

"I go walking."

"What do you see?"

"I see a brown monkey looking at me."

(Place monkey on board)

ACTIVITIES

“I go walking.”

“What do you see?”

“I see a white rabbit looking at me.”

(Place rabbit on board)

“I go walking.”

“What do you see?”

“I see an orange lion looking at me.”

(Place lion on board)

Look at how many animals are following Peter!

(Point to the animals)

Which animal would be the best pet for him?

Does he have a house tall enough for a giraffe?

(Audience says, “No.” - Remove giraffe)

Does he have a yard big enough for a lion?

(Audience says, “No.” - Remove lion)

Does he have a river wide enough for a hippo?

(Audience says, “No.” - Remove hippo)

Does he have enough trees for a monkey?

(Audience says, “No.” - Remove monkey)

What animal is left?

(Point to rabbit)



Would this make a good pet for Peter?

(Audience says, “Yes.” - Move rabbit close to child)




You’re right! The rabbit was exactly what Peter wanted for a pet!



# Peter's Pet Patterns



# Peter's Pet Patterns



## The Kitty That Wouldn't Meow

(An Interactive Play) Ages 4 - 8

Narrator: Miranda was a very smart kitty, but she wouldn't meow. Miranda's mom was worried. One day she told Miranda:

Mom: "Please meow Miranda."

Miranda: "Quack."

Mom: "Oh no, cats go meow, and ducks go quack."

Narrator: So she didn't ask her to meow for the rest of the day. The next day she said:

Mom: "Please meow Miranda."

Miranda: "Woof."

Mom: "Oh no, cats go meow, and dogs go woof."

Narrator: So she didn't ask her to meow for the rest of the day. On the third day she said:

Mom: "Please meow Miranda."

Miranda: "Neigh."

Mom: "Oh no, cats go meow and horses go neigh."

Narrator: Then Miranda sneezed and out came a duck.

Miranda: "Achoo."

Narrator: Then Miranda sneezed harder and out came a dog.

Miranda: "ACHoo!"

Narrator: Then before her Mom could say anything She sneezed again. This time it was a really, really, really, big sneeze.

Miranda: "ACHOO!!!"


Narrator: Then out came a horse.

Mom: "What now Miranda?"

Miranda: "MEOW."



# Kitty Patterns





138

137

# Miranda Kitty Pattern



Miranda's  
Mother and  
Dog Patterns



## Bark, George!

(A Play from the Book by Jules Feiffer) Ages 4 - 7

### **PROPS:**

Bandana or scarf (for George's Mother)

Dog collar (for George)

Long glove (for the vet)

Collar for cat,

Bill for duck,

Bib for pig

Bell for cow

String or ribbon

*Optional:*

Crayons or markers

Elastic string

Clear package tape

### **DIRECTIONS:**

1. Photocopy the collar and bill patterns (which follow). You may wish to ask some children to help decorate the collars with crayon or markers. You may also wish to laminate the props to make them more durable.

2. Punch holes in either side of the duck's bill and tie a length of string through each hole. You may wish to secure the knots on the underside of the bill with a piece of clear package tape. Another option is to use elastic string, knotted on both sides of the bill to keep it in place.

3. Invite seven children to take an animal part in the play, and a group of other children to play the part of the crowd.

## Bark, George!

(An Interactive Play) Ages 4 - 7

(The play begins with the Narrator, George and George's Mother on stage.)

Narrator: This is the story of a puppy named George (George waves) and his very proud mother (George's mother). One day, George's mother said:

Mother: "Bark, George."

Narrator: But George went:

George: "Meow."

Narrator: But George's mother knew that cats go "Meow," and dogs go "Arf." So, she said:

ACTIVITIES

Mother: "Bark, George."

Narrator: But George went:

George: "Quack-quack."

Narrator: But George's mother knew that ducks go "Quack-quack," and dogs go "Arf." So, she said:

Mother: "Bark, George."

Narrator: But George went:

George: "Oink."

Narrator: But George's mother knew that pigs go "Oink," and dogs go "Arf." So, she said:

Mother: "Bark, George."

Narrator: But George went:

George: "Moo."

Narrator: But George's mother knew that cows go "Moo," and dogs go "Arf." She was worried that George might be sick, so she took him to the vet.

(Enter Vet)

Narrator: The vet put on a long glove (Vet pulls on glove) and said:

Vet: "Bark, George."

Narrator: George went:

George: "Meow."

Narrator: The vet reached deep down inside of George (Vet reaches toward George's mouth) and pulled out...(Cat pops up)

Narrator: ...a cat!

Cat: "Meow!"

Narrator: The vet said:

Vet: "Bark, George."

ACTIVITIES

Narrator: George went:

George: "Quack-quack."

Narrator: The vet reached deep, deep down inside of George  
(Vet reaches toward George's mouth) and pulled out...  
(Duck pops up)

Narrator: ...a duck!

Duck: "Quack-quack!"

Narrator: The vet said:

Vet: "Bark, George."

Narrator: George went:

George: "Oink."

Narrator: The vet reached deep, deep, deep down inside of George  
(Vet reaches toward George's mouth) and pulled out...  
(Pig pops up)

Narrator: ...a pig!

Pig: "Oink!"

Narrator: The vet said:

Vet: "Bark, George."

Narrator: George went:

George: "Moo."

Narrator: The vet reached deep, deep, deep, deep down inside of George  
(Vet reaches toward George's mouth) and pulled out...  
(Cow pops up)

Narrator: ...a cow!

Cow: "Moo!"

Narrator: The vet said:

Vet: "Bark, George."

Narrator: And George went

ACTIVITIES

George: "Arf."

Narrator: Well, George's mother was so happy that she kissed the vet...  
(Mother kisses the vet)

Narrator: ...and the cat...(Mother kisses the cat)

Narrator: ...and the duck...(Mother kisses the duck)

Narrator: ...and the pig...(Mother kisses the pig)

Narrator: ...and the cow.(Mother kisses the cow)

(Vet, Cat, Duck, Pig and Cow exit as Crowd enters)

Narrator: On the way home George's mother wanted to show her puppy  
off to all the people on the street.

Mother: (to Crowd) "Do you know what my puppy can say"?

Crowd: (to Mother) "What can he say?"

Narrator: George's mother said...

Mother: "Bark, George."

Narrator: And George went:


George: "Hello!"

T h e E n d

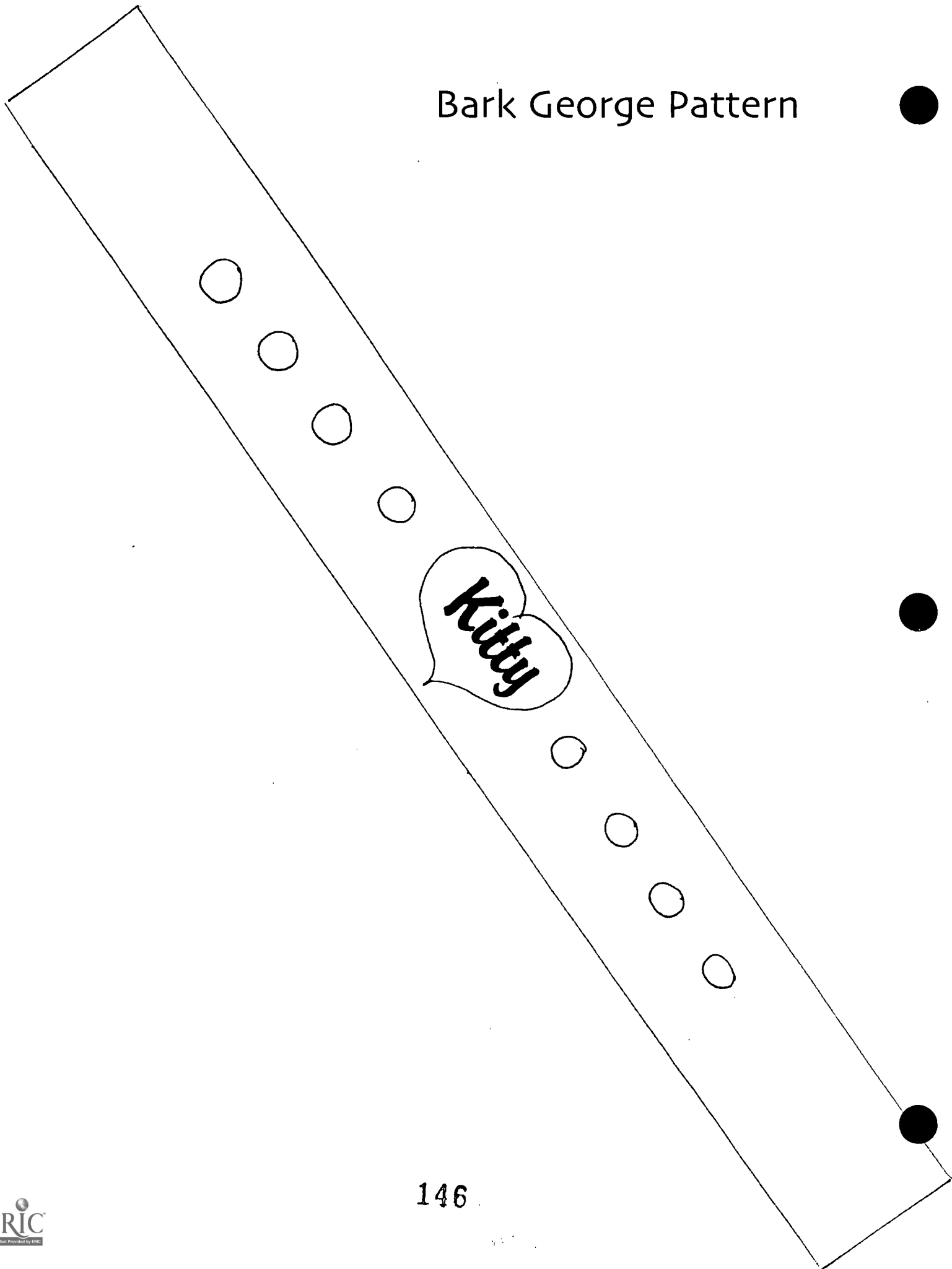
144



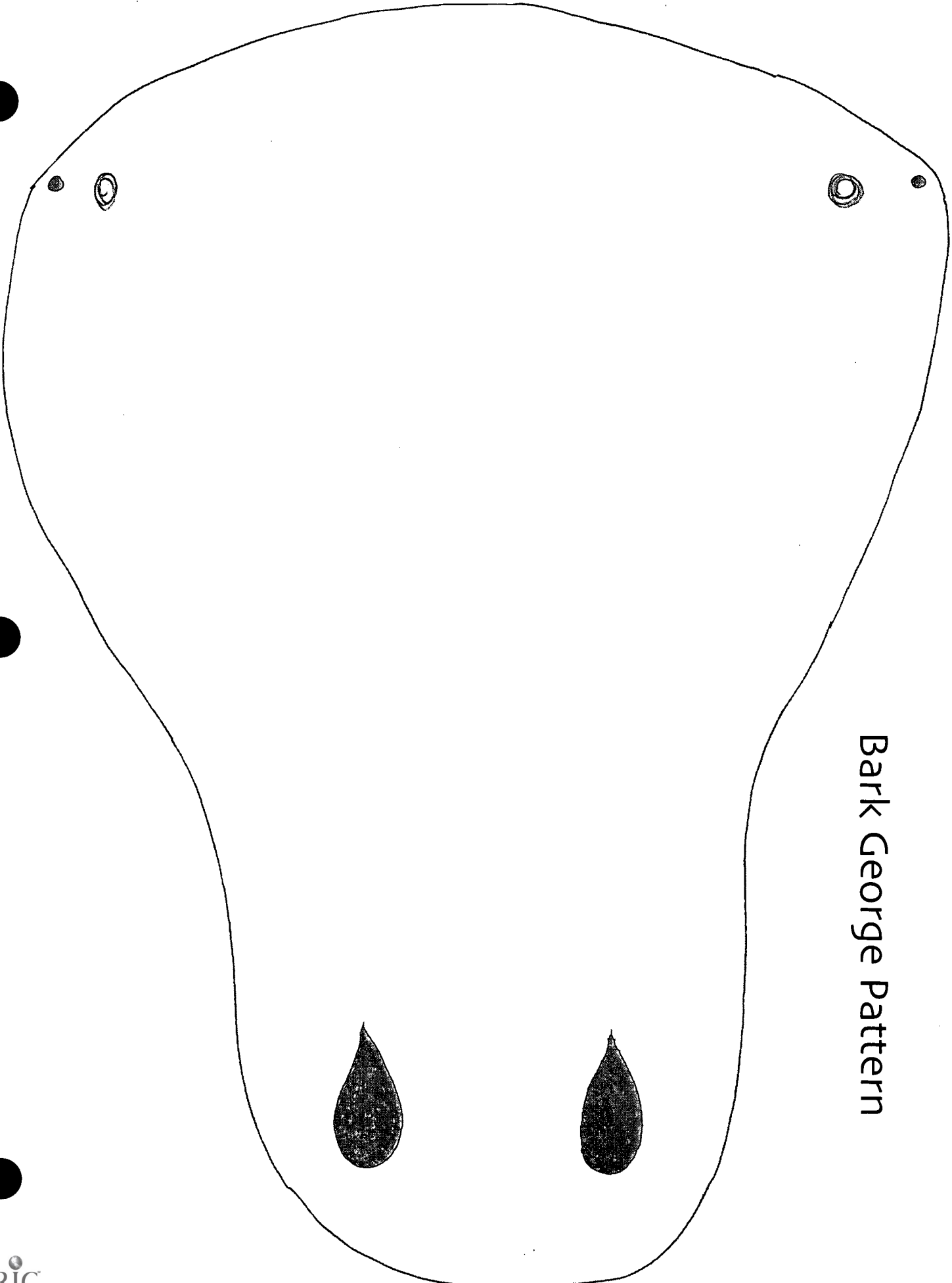
# Bark George Pattern



# Bark George Pattern



Bark George Pattern



## Pet Riddles

Ages 7 and Up

Q: Do you know what cats can have but dogs can't?

A: Kittens.

Q: Which side of a cat has the most fur?

A: The outside.

Q: Why does your dog always scratch himself in the same place?

A: Because that's where it itches!

Q: What do dogs and trees have in common?

A: Their bark.

Q: When is the best time to take your pet lion for a walk?

A: Any time he wants to go!

Q: How do cats shop?

A: From a CAT-A-Log!

**Why did the cowboy buy a dachhund?  
He wanted to get a long little doggy.**

Danny: Our new dog is like one of the family.

Ellie: Yes, I can see the resemblance!

Henry: I have a pet mouse that squeaks all day.

Larry: Why don't you oil it?

First Dog: My master calls me "Fido," what does your master call you?

Second Dog: He calls me "Sitboy!"

Dick: Hey, your dog just bit my ankle.

Rick: What did you expect?

He's a small dog, and can't reach any higher.

Jack: My dog is worth \$5,000.

Mack: How can a dog save that much money?

Boy: If I say, "Come here, Doggy," will your dog come to me?

Girl: Nope.

Boy: Why not?

Girl: Because his name's Ralph!

Teacher: Name four members of the cat family.

Susie: Mother, father, sister, and brother.

Veterinarian: Has your cat ever had any fleas?

Cat Owner: No, just kittens.

Dan: My parents just bought me a bird for a pet.

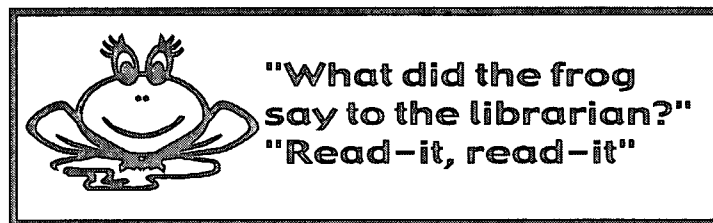
Jan: What kind is it?  
Dan: A keet.  
Jan: You mean a parakeet.  
Dan: No, they only bought me one!

Hank: I took my dog to a movie yesterday, but he didn't want to stay.  
Frank: Why not?  
Hank: He thought the book was better!

Marty: My mom can't stand my pet duck.  
Arty: Why not?  
Marty: He's a wise quacker.

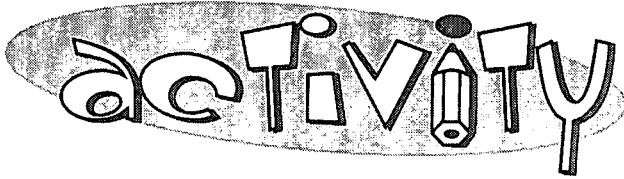
Knock-Knock.  
Who's there?  
Beagles.  
Beagles who?  
Beagles with cream cheese.

Knock, Knock.  
Who's there?  
ARF.  
Arf who?  
Arfly glad to meet you!



Some of these jokes and riddles were adapted from *101 Animal Jokes Guaranteed to Make You Howl* by Sam Schultz, pictures by Joan Hanson. Lerner Publications Company, Minneapolis, 1982. Other good laughs come from *Old Turtles's 90 Knock-Knocks, Jokes, and Riddles* by Leonard Kessler, Greenwillow Books, New York, 1991 and *Kids Funniest Knock-Knocks* by Charles Keller. Sterling Publishing Co., Inc. New York, New York 2000.





## Games and Puzzles

The games and puzzles in this section progress by age (younger to older)

### Baby Animal Movement Game

Ages 4 - 6

**MATERIALS:**

Baby animal card patterns

Paper

Scissors

Optional:







Crayons or markers

Clear self-stick paper

**DIRECTIONS:**

1. Photocopy the baby animal card patterns (which follow) and cut them out.
2. If desired, ask the children to color the cards with crayons or markers.
3. You may wish to cover the cards with clear self-stick paper for durability, or laminate them for extra durability.
4. To play the game, place the cards face down.
5. Ask a child to select one of the cards.
6. Have your children name the baby animal on the card and then pretend to be that animal.
7. Repeat until each child has had a turn selecting a card.
8. *Optional:* Select a card yourself, without showing it to the children. Then, make the animal movement yourself and see if the children can guess which animal you are pretending to be.

ACTIVITIES





## A Card Memory Game

Ages 4 - 6

### **MATERIALS:**

Baby animal card patterns

Paper

Scissors

Crayons or markers

### **DIRECTIONS:**

1. Photocopy 2 sets of the baby animal cards (found with the Baby Animal Movement Game) to make one game. You may wish to make a set for each child.
2. Cut the cards apart, and ask the children to decorate them with crayons or markers.
3. You may wish to laminate the cards after decorating, to make them more durable.
4. To play, give two children (or one child and one adult) one set of cards, and ask them to mix them up and lay them face down in three rows of four each.
5. Have one child turn a card over and keep it facing up.
6. Invite the child to turn over the other cards until the matching card appears.
7. Then remove the matching cards.
8. Let the child turn all the remaining cards over, and ask the other child to repeat steps 5 and 6.
9. After removing the matching cards, ask the child to turn the remaining cards over.
10. Repeat the play, alternating the children's turns, until all the matches are made.

## Bunny Hop and Stop

(A group activity) Ages 4 - 6

### **DIRECTIONS:**

1. In this activity, the children pretend to be bunnies hopping around a big backyard.
2. Choose several children to be bunnies.
3. Ask the others to join hands and form the “fence” for the bunnies by making a circle.
4. Ask the children making the circle to lift their arms above their heads and to leave enough space between for their bunny friends to hop in and out of the circle.
5. Begin the game by saying, “Bunnies, HOP!”
6. Children selected to be bunnies hop in and out of the circle, under the arms of their friends.
7. After awhile call out, “Bunnies, STOP!”
8. Children in the circle then quickly lower their arms, trapping some of the bunnies inside the circle.
9. Trapped bunnies trade places with children in the circle and play begins again with the direction “Bunnies, HOP!”
10. Optional: Play a recording of the “Bunny Hop” or some other lively music as you announce, “Bunnies, HOP!”, stopping the music when you call, “Bunnies, STOP!”
11. Another option: At the end of the activity, reward all the bunnies with some delicious carrot sticks as a snack.

## Catch The Cat

Ages 4 - 8

### **DIRECTIONS:**

1. Choose one child to be the cat and choose another child to be the dog.
2. All the other children need to make a circle and join hands.
3. Instruct the “dog” to stand on the outside of the circle and the “cat” on the inside.
4. Tell the “dog” to run around the circle to try to get inside to catch the “cat”.
5. Have the children making the circle raise and lower their arms to try to keep the “dog” away from the “cat”.
6. If the dog needs help, one of the players can say “Open the gates!” and all the players drop their hands.
7. When the cat gets tagged, choose a new “dog” and a new “cat”.



## Pin the Tail Pet Game


Ages 5 - 8

### **MATERIALS:**

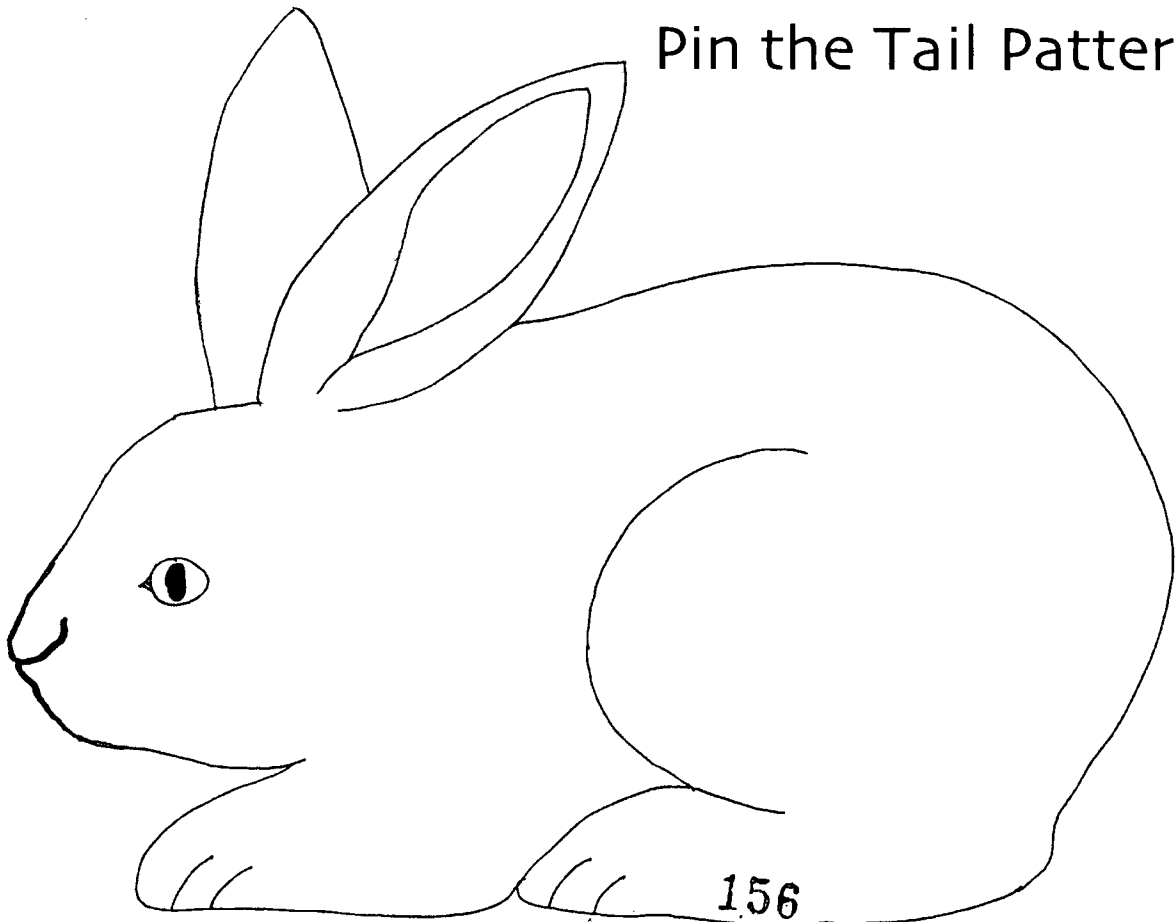
Pet patterns  
Paper  
Cotton balls  
Feathers  
Yarn  
Pipe cleaners  
Scotch tape  
Scissors  
Scarves or bandanas

### **DIRECTIONS:**

1. Photocopy the pet patterns (which follow). You may wish to enlarge them.
2. Attach the patterns to a wall, at the children's height.
3. Using scotch tape, attach a tape loop to as many cotton balls as needed. The cotton will become the missing bunny tail.
4. Using scotch tape, attach a tape loop to as many small feathers as needed. The feathers will become the missing ducktail.
5. Cut some lengths of yarn and braid them. Attach a tape loop to each braid to make the missing horsetails.
6. Curl some lengths of pipe cleaner, and attach a tape loop to each of them. The curly pipe cleaners will become the missing pigtails.
7. Invite the children to try pinning the missing tails on our pet friends. If the children are agreeable, you may wish to blindfold each child with a scarf or bandana, to make the game more challenging.
8. Variation: On a piece of poster board, draw the houses of the respective animals you are using for Pin The Tail Pet Game. For example, make a hutch for the bunny, a barn for the horse, or a pond for the duck. Once all the tails are pinned on the animals, use the animals to play a new game with their houses: Put the Bunny in the Hutch, etc.




Pin the Tail Patterns




156

# Pin the Tail Patterns




# Pin the Tail Patterns



158





## Pet Word Search


Ages 4 - 6

Can you find the hidden pet words and circle them?

X	L	M	P	A	Q	G
T	U	R	T	L	E	A
U	W	A	Z	K	O	P
F	I	B	F	E	R	T
P	L	B	I	R	D	R
M	I	I	S	A	N	M
G	Z	T	H	T	D	A
C	A	T	V	Z	O	Z
Q	R	A	D	J	G	M
A	D	R	W	N	P	I

Look for these words:

Dog Turtle Fish Bird Cat Rabbit Lizard Rat



# Breeds of Cats and Dogs Word Search

Ages 6 and Up

Can you find the hidden pet breed words and circle them?




Z M U D I A H T A G K I M  
 R S G I L K B D C O J M V  
 E R O N A I R O S L G U T  
 N O T G N C J K L D W P V  
 E I P O I N T E R E N H R  
 K O M O N D O R M N C A L  
 G A T Y P R E F N D T A R  
 A Z A D E Z I H G O P U P  
 D V R X H C V T W O B O B  
 B L O O D H O U N D M F A  
 E B K P Q R S R O L U A M  
 W Z A Q T L C D G E D T B  
 R E N E G A D E P I I L E

Look for these words:

- |              |       |       |            |          |
|--------------|-------|-------|------------|----------|
| Goldendoodle | Mudi  | Dingo | Bloodhound | Komondor |
| Thai         | Pumi  | Corgi | Opal       | Pointer  |
| Renegade     | Korat | Boxer | Soriano    |          |

To have some more fun...Try to guess which breed is a dog or a cat!!!



# Connect the Dots!

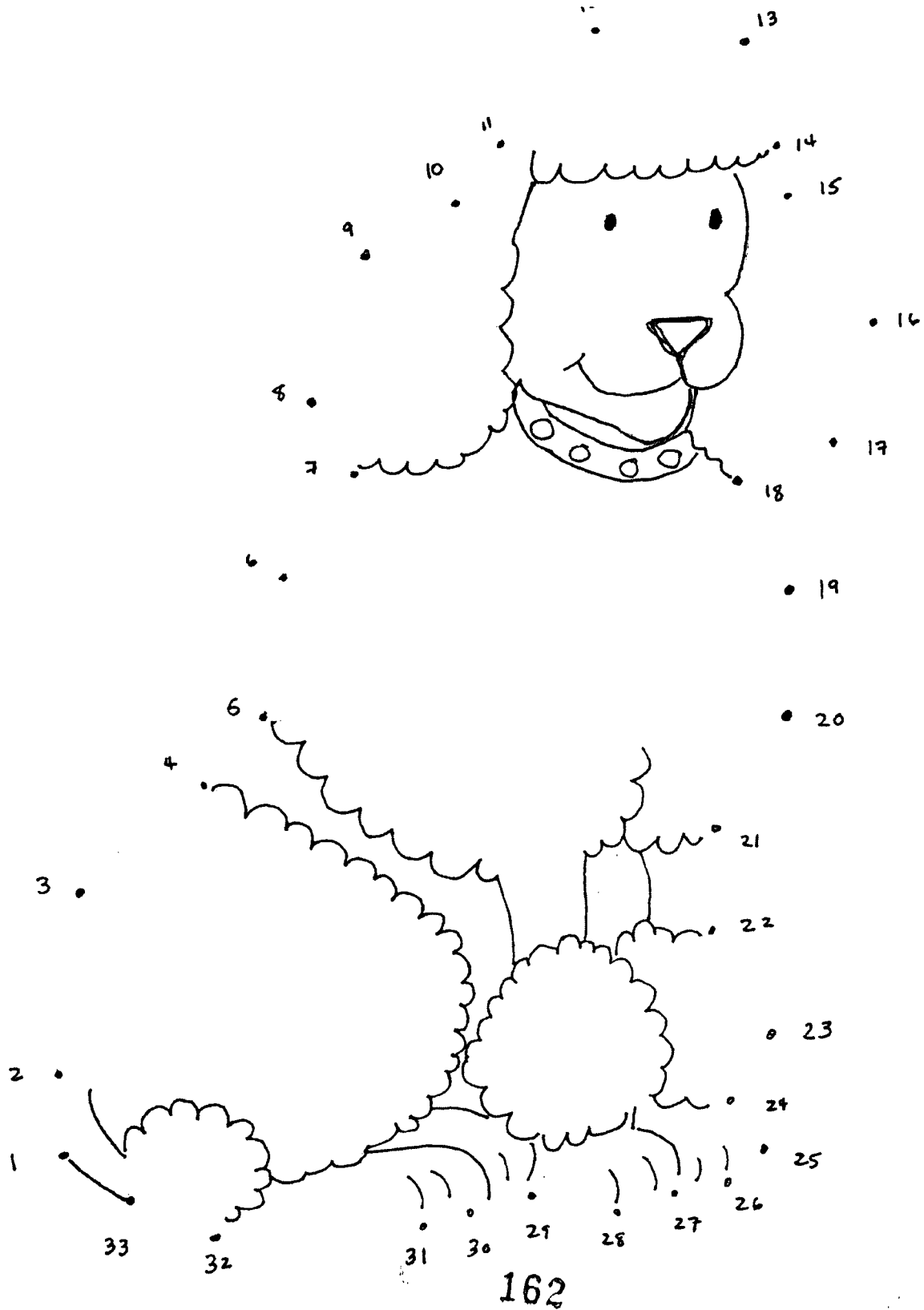
Ages 4 - 6

Can you follow the numbers and draw a picture of a purr-fect pet?



# Connect the Dots!

Can you follow the numbers and find a friend for life?



# MATCHING

## Pets Are Our Friends

Ages 4 - 10

Match the pet on the left with the correct description on the right.

Goofy                      Knows there's no place like home.

Garfield                 Had an incredible journey.

Scooby-Doo             Used to live at the White House.

Eddie                     Best friend of a famous mouse.

Speedy                  Likes to travel through time.

Sassy                     Sells 9 Lives cat food.

Sylvester                Lives with Frazier.

Toto                       Fights the Red Baron.

Wishbone               Solves mysteries with Shaggy.

Snoopy                  Loves lasagna.

Socks                     Eats at Taco Bell.

Morris                    Would like to catch Tweety.



## Celebrity Pets

Ages 6 - 10

Match the celebrities with their pets:

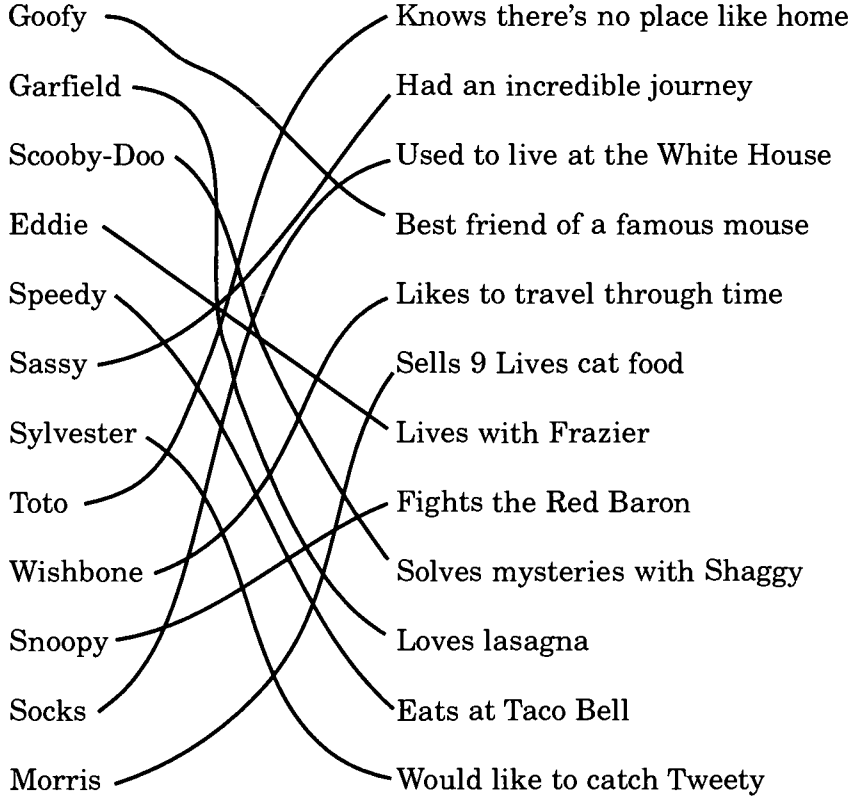
1. This exercise expert owns 6 Dalmatians.  
A. Denise Austin      B. Jane Fonda      C. Richard Simmons
2. Which star of "Titanic" has a poodle named Rufus?  
A. Leonardo Di Caprio   B. Kate Winslet   C. Bill Paxton
3. The late night talk show host who owns a tabby cat.  
A. David Letterman      B. Jon Stewart      C. Jay Leno
4. This "Friends" star has a dog named Enzo.  
A. Jennifer Aniston      B. Courtney Cox   C. Matthew Perry
5. He may be a tough guy, but this actor has a boxer named Gangster.  
A. Bruce Willis   B. Sylvester Stallone   C. Arnold Schwarzenegger
6. Bubbles the monkey belongs to this singer.  
A. Britney Spears      B. Paul McCartney      C. Michael Jackson
7. Which hockey great is the proud owner of a dachshund named Clyde?  
A. Gordy Howe      B. Mario Lemieux      C. Wayne Gretzky
8. This "Legally Blonde" star shares a home with her dog Buster.  
A. Drew Barrymore      B. Reese Witherspoon   C. Kirsten Dunst
9. Day time talk shows are definitely for the dogs for this host who has a cocker spaniel, several mixed breeds and 8 golden retrievers.  
A. Oprah Winfrey      B. Jerry Springer      C. Jenny Jones
10. This rock musician is a softy when it comes to his golden retriever named Belle.  
A. Mick Jagger   B. Slash (Guns 'n' Roses)      C. Van Morrison

# Answers:

## Celebrity Pets

1. C - Richard Simmons
2. A - Leonardo Di Caprio
3. C - Jay Leno
4. A - Jennifer Aniston
5. B - Sylvester Stallone
6. C - Michael Jackson
7. C - Wayne Gretzky
8. B - Reese Witherspoon
9. A - Oprah Winfrey
10. B - Slash (Guns 'n' Roses)

## Pets Are Our Friends






**Pet Word Search**

Can you find the hidden pet words and circle them?

X	L	M	P	A	Q	G
T	U	R	T	L	E	A
U	W	A	Z	K	O	P
F	I	B	F	E	R	T
P	L	B	I	R	D	R
M	I	I	S	A	N	M
G	Z	T	H	T	D	A
C	A	T	V	Z	O	Z
Q	R	A	D	J	G	M
A	D	R	W	N	P	I



Look for these words:

Dog Turtle Fish Bird Cat Rabbit Lizard Rat



**Breeds of Cats and Dogs Word Search**

Can you find the hidden pet breed words and circle them?

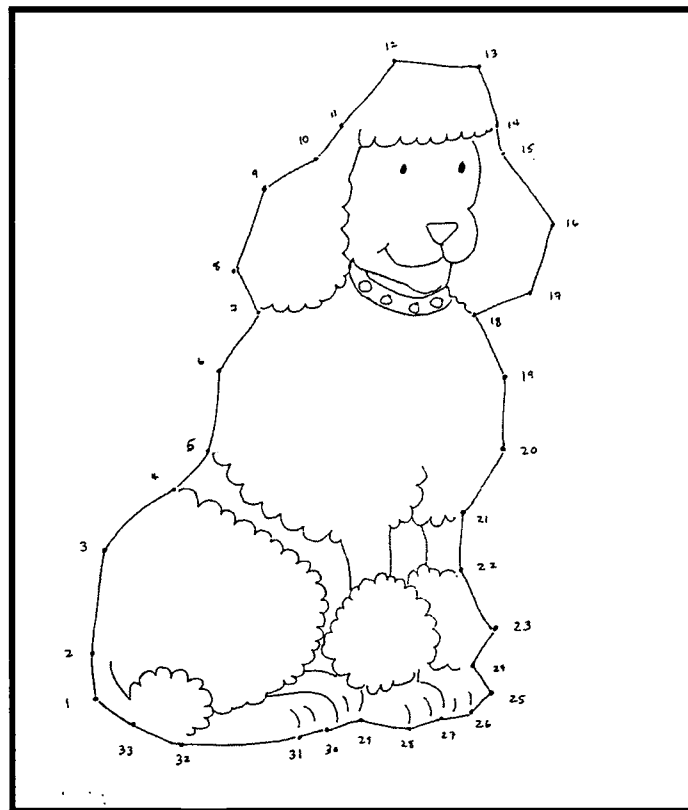

Z	M	U	D	I	A	H	T	A	G	K	I	M
R	S	G	I	L	K	B	D	C	O	J	M	V
E	R	O	N	A	I	R	O	S	L	G	U	T
N	O	T	G	N	C	J	K	L	D	W	P	V
E	I	P	O	I	N	T	E	R	E	N	H	R
K	O	M	O	N	D	O	R	M	N	C	A	L
G	A	T	Y	P	R	E	F	N	D	T	A	R
A	Z	A	D	E	Z	I	H	G	O	P	U	P
D	V	R	X	H	C	V	T	W	O	B	O	B
B	L	O	O	D	H	O	U	N	D	M	F	A
E	B	K	P	Q	R	S	R	Q	L	U	A	M
W	Z	A	Q	T	L	C	D	G	E	D	T	B
R	E	N	E	G	A	D	E	P	I	I	L	E

Look for these words:

- |                |         |         |              |            |
|----------------|---------|---------|--------------|------------|
| Goldendoodle ✓ | Mudi ✓  | Dingo ✓ | Bloodhound ✓ | Komondor ✓ |
| Thai ✓         | Pumi ✓  | Corgi ✓ | Opal ✓       | Pointer ✓  |
| Renegade ✓     | Korat ✓ | Boxer ✓ | Soriano ✓    |            |



Answers:





**Books  
and  
Pets**

**our friends for life!**



## CRAFTS

You are not limited to this manual or the library's resources for ideas about neat crafts to do with the kids. Reach out and contact local crafts people to present programs at your library.

Most of the crafts here have suggested age appropriateness. However, many can be adapted to use with various age groups.

Be prepared. Make sure you have adequate supplies for each child per craft. Most have flexible supply lists, so feel free to improvise.

"Hands-on" is a method that many children prefer because it helps them get more involved and learn about what is being taught. And remember, you can use these crafts to decorate the library!

Don't forget the teenagers. They love crafts and can provide well-needed support when working

with younger groups. Make sure you have a good adult-to-child ratio before working on some of the messier projects. And above all...Enjoy! If the kids see you are having fun, they'll have fun too.

## Baby Bumblebee Pet and Song

(Grades Pre-K - 2)

Sing this song and do the following craft.

Oh, I'm bringing home a baby bumblebee.  
 Won't my mommy be so proud of me?  
 'Cause I'm bringing home a baby bumblebee.  
 Buzz, buzz, buzz, buzz, buzz!

(Hold up bee)

(Bees buzz around)

(spoken:)

Ouch! It stung me!

(Bees "sting")

(sung:)

I let it go, that baby bumblebee.  
 Won't my mommy be so proud of me?  
 I let it go that baby bumblebee.  
 Buzz, buzz, buzz, buzz, buzz!

(Bees "fly" away)

(Bees buzz around)

## Bee Craft

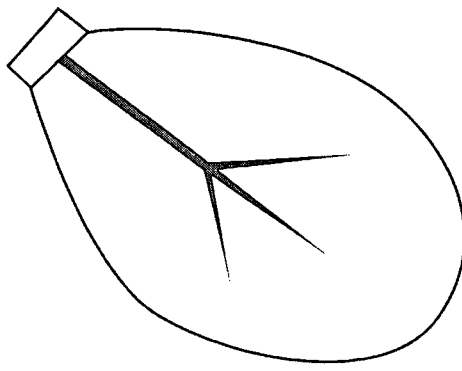
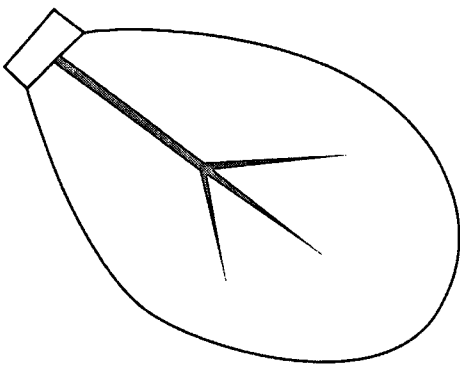
### **MATERIALS:**

Cardboard bathroom tissue tubes  
Yellow paper  
Black pipe cleaners  
Waxed paper  
Glue sticks  
Black markers or crayons  
Scissors  
Card stock (optional)  
Large stick-on wiggly eyes (2 per bee)

### **DIRECTIONS:**

1. Photocopy the wrapper pattern (which follows) on yellow paper, one for each bee.
2. Duplicate the wing pattern and cut out. You may wish to copy this on card stock.
3. Using the markers or crayons, have the children color two of the stripes black, alternating with the yellow paper. Cut out the wrapper.
4. Glue the wrapper around the tube and let dry.
5. Trace four wing patterns per bee on waxed paper and cut out. Have the children draw the vein pattern on each wing.
6. Glue the wings to sides of tube and let dry.
7. Glue or stick two wiggly eyes to the end of the tube, or, as another option, fold one end of the tube in and add the eyes to the folded end.

Have the bees ready to “buzz around” as you sing the following silly pet song!



--	--	--	--

Bumble Bee Patterns

172

171

# My "Handy" Pet Fish

(Grades Pre-K - 2)

## **MATERIALS:**

Fishbowl pattern

Light blue paper

Water-based tempera paint (assorted colors)

Paintbrushes

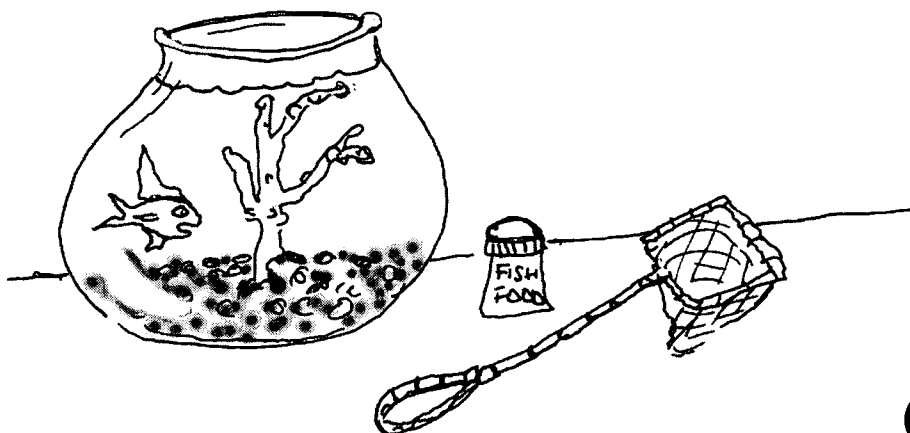
Crayons or markers

Sponges (optional)

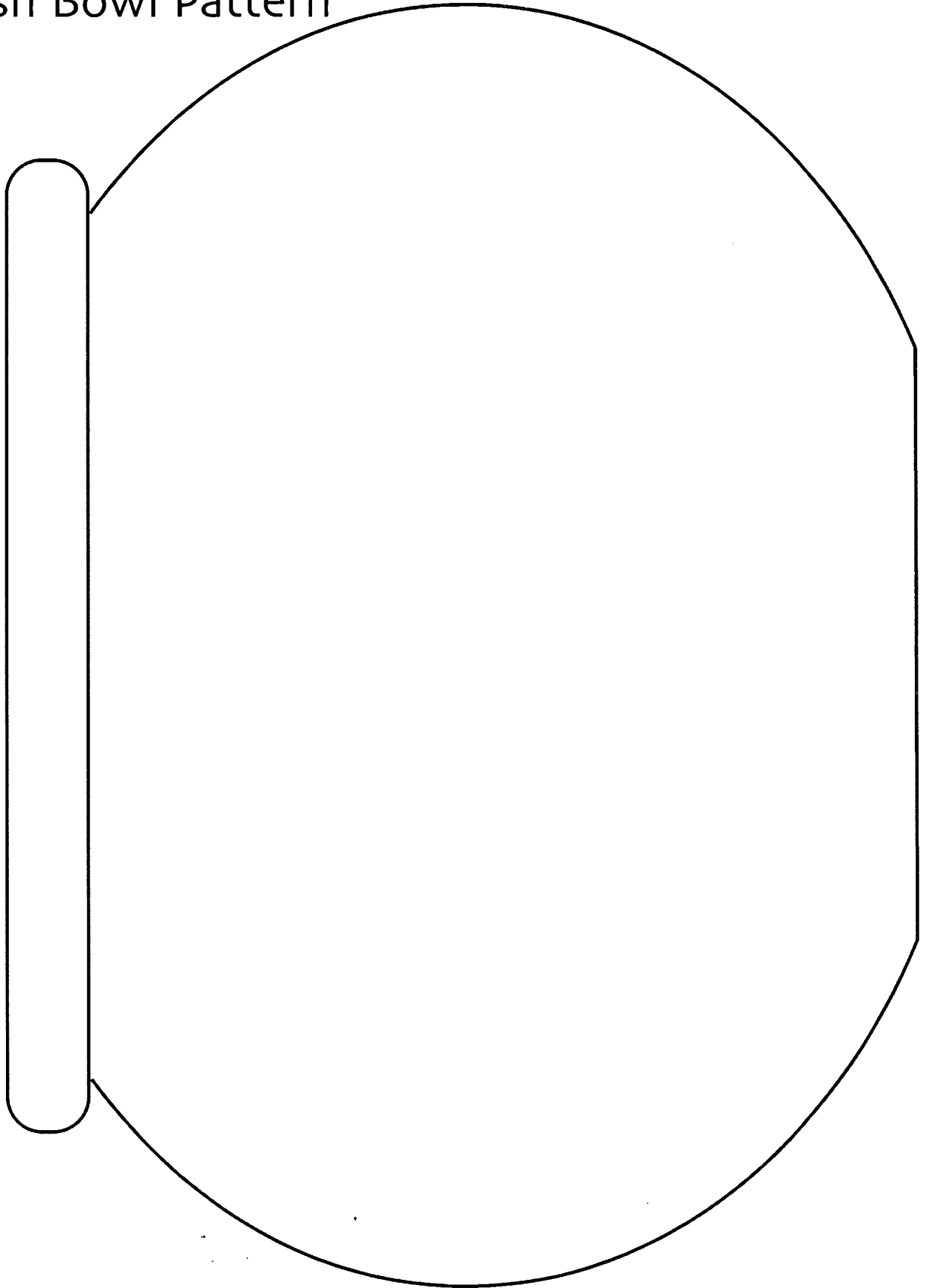
Hand wipes (optional)

## **DIRECTIONS:**

1. Photocopy fishbowl pattern (which follows) on light blue paper.
2. Have the children paint the palm, fingers and thumb of one hand.
3. Ask them to hold their painted fingers close together and press their hands on the paper, inside the bowl outline. This forms the body of the fish.
4. Optional: Have children wash their hands and dry them between each paint step.
5. Repaint thumb in another color. Have children make thumbprints at the top and bottom of the fish shape to make fins.
6. Paint the tip of the index finger and press it twice at the base of the palm print to make a mouth for the fish.
7. Repaint four fingers and press them next to the other fingerprints to make a fanned tail.
8. Optional: Dip small sponges in the paint and press at the bottom of the bowl to make sand or pebbles for the fish bowl.
9. When the paint is dry, use crayons or markers to add more details to the pet fish, such as eyes, gills, and scales.



# Fish Bowl Pattern



# Frog Finger Puppets and Song

(Grades Pre-K - 2)

## Finger Puppets

### **MATERIALS:**

Finger puppet patterns  
White paper  
Scissors  
Markers or crayons  
Scotch tape

### **DIRECTIONS:**

1. Photocopy the finger puppet patterns (which follow).
2. Cut out the patterns for the children.
3. Have the children decorate the puppets with markers or crayons.
4. Tape the tabs together and show the children how to wear them as a finger puppet.

Make the frog puppets “hop” as you sing this song!

## Little Froggy

(Sung to “I’m a Little Teapot”)

See the little froggy in the pool.  
The water’s very nice and cool.  
When he gets all cleaned up,  
Out he’ll hop,  
Squeaky clean from toe to top!

(Puppets “swim”)

(“Shake” the water off)  
(Hop)

See the little froggy  
On the lily pad.  
Catching flies —  
Yum! Not bad!  
When she gets another,  
She’ll eat it up.  
Back in the water,  
She’ll go kerplop!

(Rest puppet on palm, for lily pad)



(Rub tummy - Yum!)

(Catch fly and “eat”)


(Dive off palm into water)







## Froggy Finger Puppet Patterns



## Coiled Colored Snake

(Grades K-3)

### MATERIALS:

Paper plate  
 Scissors  
 Glue  
 Construction paper (colors of your choice)  
 Wiggly eyes

### DIRECTIONS:

1. Cut the paper plate in a spiral starting with the outside edge. The beginning of the cut is the tail. Cut the plate in a continuous spiral until you reach the center, and this will be the snakes' head.
2. Tear pieces of colored construction paper into dime-like sizes. Glue these pieces all over the body of the snake.
3. Glue on the wiggly eyes.
4. Cut out a forked tongue from a red piece of construction paper and glue the tongue to the underside of the snakes' head.

## Dog Mobile

(Grades K-3)

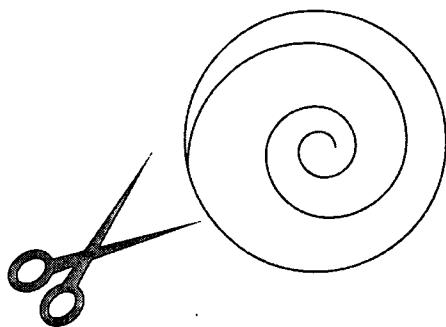
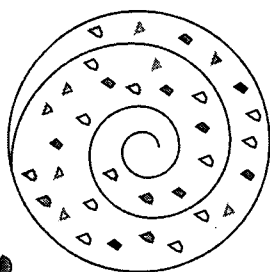
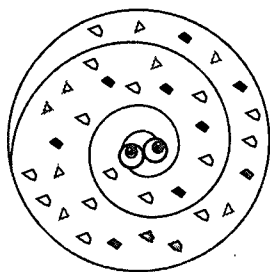
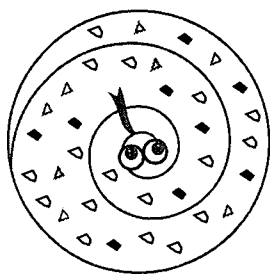
### MATERIALS:

1 hanger  
 Construction paper  
 Glue  
 Markers  
 Yarn  
 Scissors

### DIRECTIONS:

1. Cut pictures of things that are important to your dog out of construction paper, such as a collar, food/water bowl, grass, toy, bone, you, etc.
2. Cut ten pieces of yarn into different lengths.
3. Tie each piece of yarn onto the bottom of the hanger.
4. Glue you pictures along each piece of yarn so that they hang down from the hanger.
5. Cover the hanger with construction paper and write your dog's name on it.

Let's make a coiled snake



# Fish Mobile

(Grades K-3)

## **MATERIALS:**

Yarn or fishing line

Paper plate

Green or blue construction paper

Paper

Crayons

Glue

## **DIRECTIONS:**


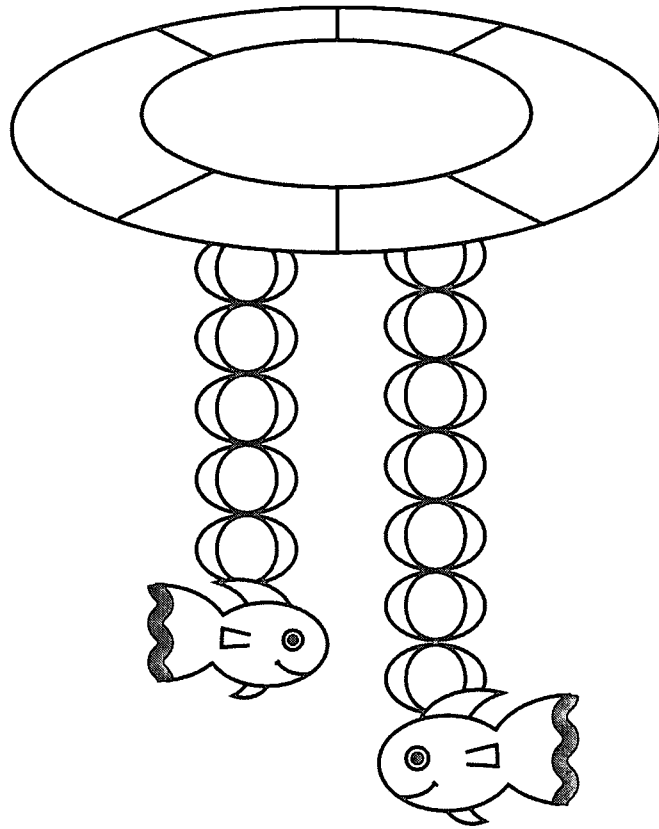
1. Make three paper chains out of your construction paper, about 10 links long.

2. Glue each chain to one side of the paper plate, which can also be colorfully decorated.

3. Make little colorful fish out of your paper and crayons and glue them all over each of the paper chains.

4. Now, run the yarn or fishing line through the middle of the paper plate, and hang the plate somewhere in your room!

5. Variation: You can use this activity with any type of pet you wish such as birds from a bird-house, cats from a cloud, etc.



# Puppy in the Window

(Grades K-3)


(Can be used as a craft or for the song “How Much is That Doggy in the Window?”)

## **MATERIALS:**

Toilet paper tube  
Markers  
Construction paper  
Scissors  
Glue

## **DIRECTIONS:**

1. Cover a toilet paper tube with construction paper. On the upper half of the tube, draw on a puppy face. Use another piece of construction paper to make the ears and glue them onto the tube.
2. Out of a different colored piece of construction paper, cut out a rectangular window.
3. Make a “Puppy for Sale” sign and attach it to the top part of the window.
4. Stand the puppy up behind the window to where it looks like he is looking out of the window.



# Turtle

(Grades K-3)


**MATERIALS:**

- Glue
- Green construction paper
- Paper plate
- Scissors

**DIRECTIONS:**

1. Cut four turtle legs, a turtlehead, and a turtle tail out of the green construction paper.
2. Take the remaining green construction paper and tear it into scraps of paper, all different sizes.
3. Glue on the legs, head, and tail to the paper plate and then cover the back of the paper plate with the scraps (glue them on) to make your turtle.
4. Fold down the legs of the turtle so it can stand up!!

Did you know that turtles live on every continent except Antarctica?



Some turtles are over 200 million years old!

There are over 250 species of turtles, which is pretty amazing considering there are only 3 million species of animals!




## Paper Bag Cat and Dog (Grades K-3)

### **MATERIALS:**

Small brown paper bag  
Paper towel tube  
Tape  
Construction paper  
Newspaper  
Markers

### **DIRECTIONS:**

1. Stuff a small brown paper bag lightly with newspaper.
2. Insert a towel tube into the bag and tape the ends down.
3. Add features with construction paper and markers.



## Cat Windsock (Grades K-3)

### **MATERIALS:**

1 piece 8 1/2 x 11 paper  
Crayons  
Yarn  
Crepe paper  
Glue

### **DIRECTIONS:**

1. On your sheet of paper draw and color the face of a cute cat.
2. Roll the paper into a big tube and glue the edges together.
3. Punch two holes on opposite sides of the top of the tube and tie each end of the yarn to each hole for hanging.
4. Glue crepe paper streamers to the inside of the tube to where they will hang down and blow in the wind.

## Pet Puppet

(Grades K-3)

### MATERIALS:

White socks (tube socks work best)  
Felt tip markers  
Yarn  
Glue  
Felt in assorted colors

### DIRECTIONS:


1. Take one white sock and a few felt tip markers in different colors.
2. Draw the face of your favorite pet on your sock.
3. Add ears to your pet by cutting out your pet ears from felt and then glue them onto the sock.
4. Take yarn and add hair to your pet.

## Egg Carton Animals

(Grades K-3)

### MATERIALS:

Plastic foam or cardboard egg carton  
Scissors  
Glue  
Toothpicks  
Breakfast cereals ("o" shapes and flakes work best)  
Construction paper



### DIRECTIONS

1. Cut out two egg cups from the carton so that they are separate from the rest of the carton.
2. Glue the two cups together, forming an oval like body. Poke four toothpicks into the cups for the legs; glue them to secure the legs.
3. Glue bits of cereal and cut up construction paper to make the eyes, ears, nose, mouth, tail, or any other body part of your animal. For example, use an "o" cereal shape to make the mouth and two flakes for the ears.

## Pet Rock Parade

(Grades K-3)

### **MATERIALS:**

Small rocks

Water-based paint or spray paint

Brushes

Note-card

Glue

Assorted decorations (glitter, sequins, feathers, etc.)

### **DIRECTIONS:**

1. Each child takes a small rock and paints the rock any color.
2. Decorate each rock differently with fun decorations.
3. Make up a name for your pet rock and write the name on the note-card. Display your pet rock by its name on the note-card.
4. Have a contest for whose rock is the “Prettiest”, “Silliest”, “Scariest”, “Funniest”, or any other creative categories.

## Pet Wreath

(Grades K-3)

### **MATERIALS:**

Paper plate

Paper

Scissors

Crayons or colored pencils

Glue

Yarn

### **DIRECTIONS:**

1. Cut out the center of the paper plate to make the wreath.
2. Draw and color pets and things related to them on the paper. Cut these pictures out.
3. Color the wreath and then glue the shapes onto the wreath.
4. Use the piece of yarn to hang the wreath.



## Tongue Depressor Pets (Grades K-3)


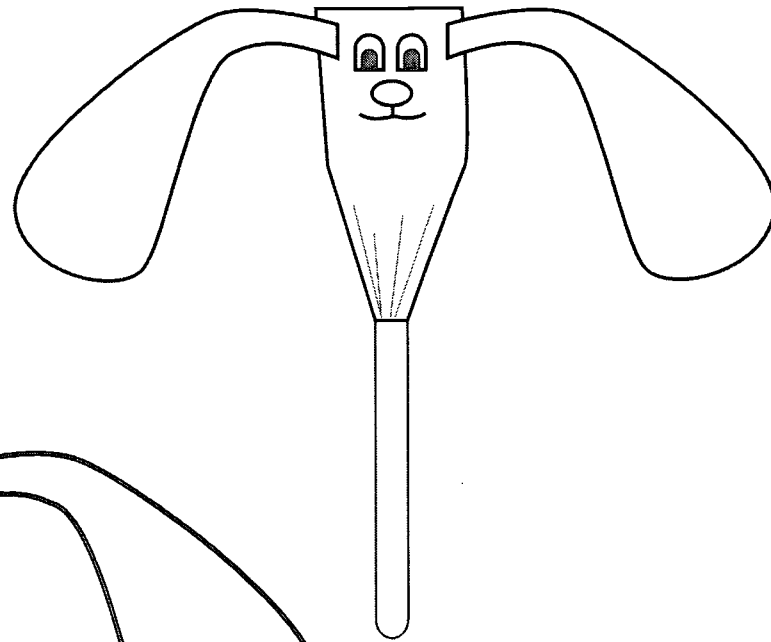
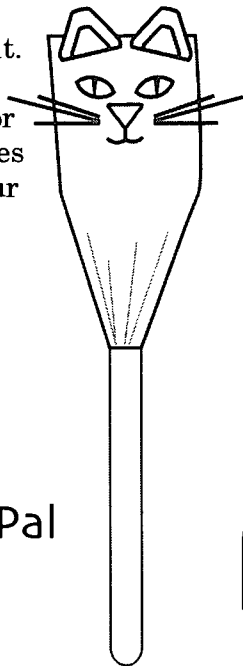
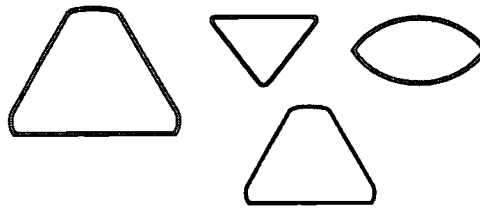
### **MATERIALS:**

Construction paper or felt  
Glue  
Tongue depressors or  
Popsicle sticks  
Markers

### **DIRECTIONS:**

1. Make pet faces out of construction paper or felt. You want to make the ears, whiskers, tongue, or anything else that applies to your pet also. Use your markers to add further decoration.

2. Glue the heads of the pets onto the tongue depressors or Popsicle sticks.



## Clothespin Pet Pal (Grades K-3)

### **MATERIALS:**

Scissors  
Pencil  
Paper  
Clothespin  
Glue  
A picture of your favorite pet

### **DIRECTIONS:**

1. Trace the picture of your favorite pet to get a reversed drawing.
2. Cut out both pictures (7" x 5" up to 10" x 6" works best).
3. Glue the clothespin between the two pictures and then glue the tops of the pictures together.
4. Pin the clothespin to your shoulder and carry your pet around with you.

# Dog Rag Pull




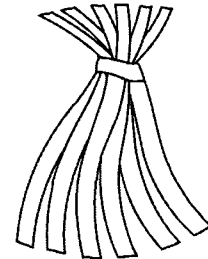
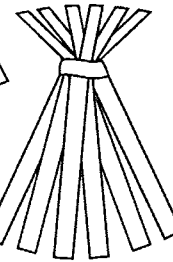
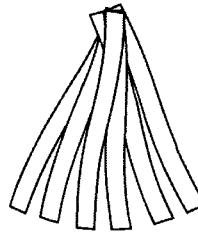

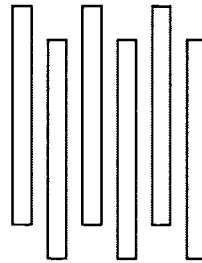
(Grades 2 and Up)

**MATERIALS:**

Strips of material about 2" x 18" long

**DIRECTIONS:**

1. Fold the strips in thirds lengthwise. This will give you strips about 3/4" x 18".
2. Finger press the strips.
3. You can braid with either 3 strips or 5 strips. 5 will give you a thicker pull.
4. Line up the ends of your strips and tie them in a knot at one end only.
5. Braid the strips together. If you are using 5 strips to braid, you will take the outside strip and braid it over 2 strips instead of 1 strip.
6. Continue braiding until you have approximately 3" left at the end.
7. Tie the unbraided ends in a knot.



# Magnetic Doghouse


(Grades 3-6)

## MATERIALS:

- 1 piece of thin cardboard
- 1 4-x-6-” or larger sheet of magnetic paper (available at office supply stores)
- Pencil
- Scissors
- Construction paper
- Markers
- Yarn
- Glue

## DIRECTIONS:

1. Draw a doghouse with a big doorway on the piece of cardboard and cut it out.
2. Place the doghouse on top of the magnetic paper and trace the shape onto the paper.
3. Cut the shape out of the magnetic paper.
4. Place the doghouse on top of the construction paper, trace it, and cut it out.
5. This will be the front of your doghouse, so use markers and yarn to decorate it.
6. Glue the decorated construction paper doghouse on the cut-out magnetic doghouse and allow it to dry.
7. Select a photograph of your pet, a friend, or family member and use the magnetic doghouse to frame it. You can hang the finished doghouse on anything magnetic in the house!!



# Pet Necklace

(Grades 3-6)

## **MATERIALS:**

1 piece of cardboard  
1 photo of your pet (or you and your pet)  
Newspaper  
Coffee cup  
Pencil  
Scissors  
Paint  
Brushes  
Glue  
Toothpicks  
Glitter  
Yarn

## **DIRECTIONS:**

1. Place the coffee cup on the cardboard, trace around it, then cut it out.
2. Take the photo, and cut a smaller circle around the image than the cardboard circle.
3. Spread some newspaper and paint the cardboard on top of the newspaper.
4. When dry, glue the cut-out photo in the center of the cardboard.
5. Squirt some glue on the newspaper, dip the toothpick in the glue, and then use it to write your pet name on the cut-out cardboard piece.
6. Sprinkle the glitter on the glue and wait to dry. Once dry, shake off the extra glitter.
7. Once the piece of cardboard is completely dry, use scissors to poke a hole into the top of the cardboard and string the yarn through the hole. Now you have a necklace!!

187

# Homework Hound Bookend

(Grades 3-6)

## **MATERIALS:**

Clean brick  
Brown felt rectangle (10 x 3 inches)  
Scissors  
Glue  
Small paper drinking cup  
Old pair of glasses (real or fake)  
Black marker  
Black felt  
Paint  
Brushes  
Two rubber band

## **DIRECTIONS:**

1. Choose the smoothest side of the brick for the face of your dog. Use the scissors to round the ends of the felt rectangle for the dog's ears.
2. Glue the middle of the felt rectangle to the top of the brick so that the ears will hang down on both sides of the brick. Glue the open side of the paper cup about one inch above the center of the brick for the dog's snout. Cut a small circle out of the black felt for the tip of the dog's nose and glue it to the bottom of the drinking cup.
3. Place the pair of glasses on the brick resting them atop the drinking cup. Take the glasses off and mark where the eyes of the dog should be. Paint eyes on your dog and any other features you would like, such as a mouth, eyebrows, or spots.
4. Put the glasses back on the dog. Pull the felt ears over the earpieces of the glasses and glue the underside of the ears to the brick so the glasses will stay in place. Put rubber bands around the ears and brick until the glue is completely dry. Remove the rubber bands when the glue is dry, and prop your books up against your new helpful friend.

## Pet Mosaic

(Grades 3-6)


The Romans used mosaics in the old days to decorate their homes. They were usually made from many small colored stones, tiles, or marbles.

### **MATERIALS:**

1 piece of cardboard  
Dried beans, lentils, and peas  
Craft glue  
Pencil

### **DIRECTIONS:**

1. Draw a simple outline of your animal on the cardboard. You might use a picture to help you.
2. Spread craft glue over the cardboard, doing one section at a time.
3. Place beans, lentils, and peas on the glue and allow to dry. Be sure to use different colors so you can tell where your animal begins and ends!!




## Rabbit Hutch

(Grades 1-4)

### MATERIALS:

1 piece of thin colored cardboard  
 1 picture of a bunny or rabbit  
 Pencil  
 Scissors  
 Tape  
 String



### DIRECTIONS:

1. Cut the piece of cardboard into the shape of a hutch or house.
2. Cut the door in the front of the hutch.
3. Glue the string on the back side of the hutch in a diagonal criss-crossing pattern.
4. Glue the picture of the bunny/rabbit on the back-side of the hutch behind the stings.
5. Variation: This can also be adapted for other animals; for example, turn the hutch into a cage for a bird's cage.

## Fish Bowl

(Grades 1-4)

### MATERIALS:

1 piece of square cardboard  
 Clear plastic wrap  
 Glue  
 Paint  
 Brushes  
 Pencil

### DIRECTIONS:

1. Draw a large fish bowl in the center of the cardboard piece with your pencil.
2. Paint the fish bowl blue, and the area that surrounds the fish bowl your color of choice. Allow to dry.
3. In the fish bowl, paint bright fish, plants and rocks. You can even draw bubbles coming up from the fish's mouths. Allow the paint to dry thoroughly.
4. Cut the clear plastic wrap to the size of the fish bowl and glue it over the fish bowl to give the impression of glass.

## Sewing Crafts

### Felt Doggy

(Grades 4 and Up)


#### **MATERIALS:**

2 squares of felt  
1 black permanent fabric marker  
1 yarn needle  
Straight pins  
Scissors  
Yarn  
Stuffing  
Craft glue  
Decorating Supplies (see Step 8)

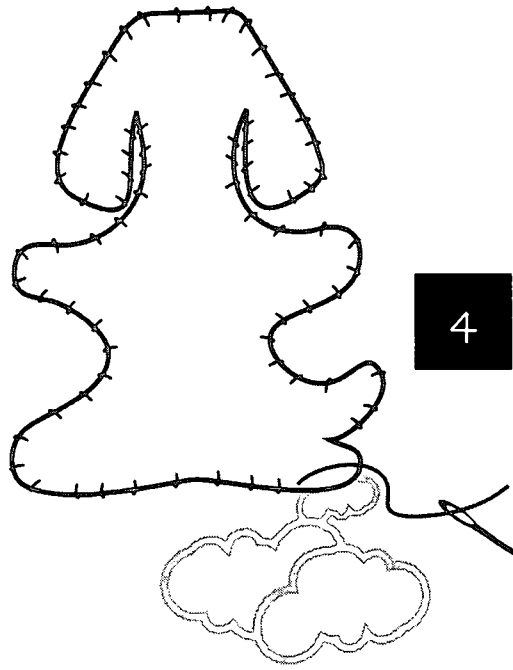
#### **DIRECTIONS:**

1. Use the marker to draw a puppy on one of the felt squares.
2. Pin both of the felt squares on top of each other. Place your pins on the outside and inside of your puppy to hold the pieces together.
3. Cut out your puppy through both layers of felt and remove any pins that are in the scrap pieces of paper.
4. Thread an arms length of yarn through the needle and knot the longer end.
5. Place the needle between the pieces of felt and poke it through the top layer. Bring the needle around the back and poke it through both layers so it comes out on the front. Continue with this until you have only a small opening on one side of the puppy.
6. Remove all the pins and stuff your puppy with the stuffing.
7. Sew up the remaining hole in the felt pieces. Knot the yarn and cut off the extra length.
8. Add a button or pom-pom nose, beads, rhinestones, wiggly eyes, and a mouth.
9. Variation: This is just a starting point; feel free to change pattern to make any "critter" that you choose.

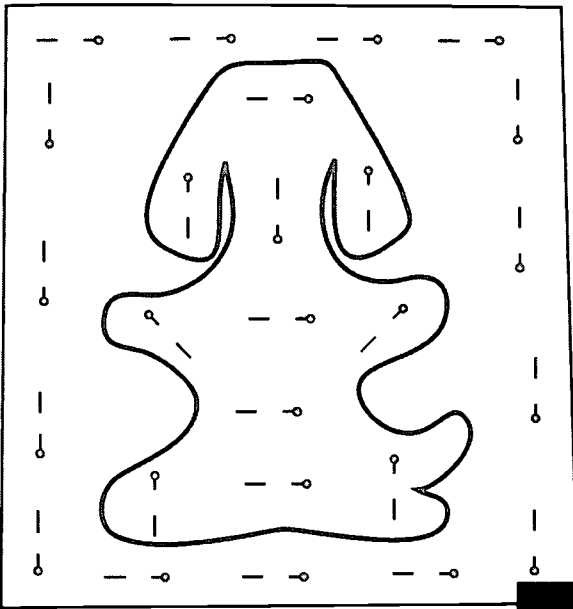





1.



4



2



5

3



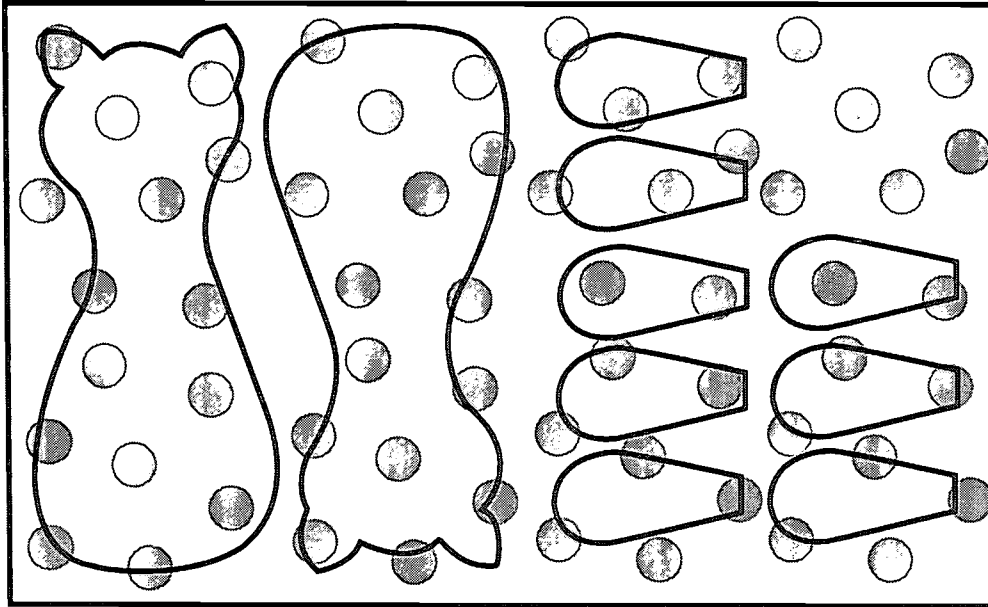
# Cool Kitty

(Grades 4 and Up)

**MATERIALS:**

- Pencils
- Paper
- Ruler
- Thin cardboard
- Scissors
- Craft glue

- 1/3 yard animal print fabric
- Fabric marker
- Straight pins
- Stuffing
- Strip of felt



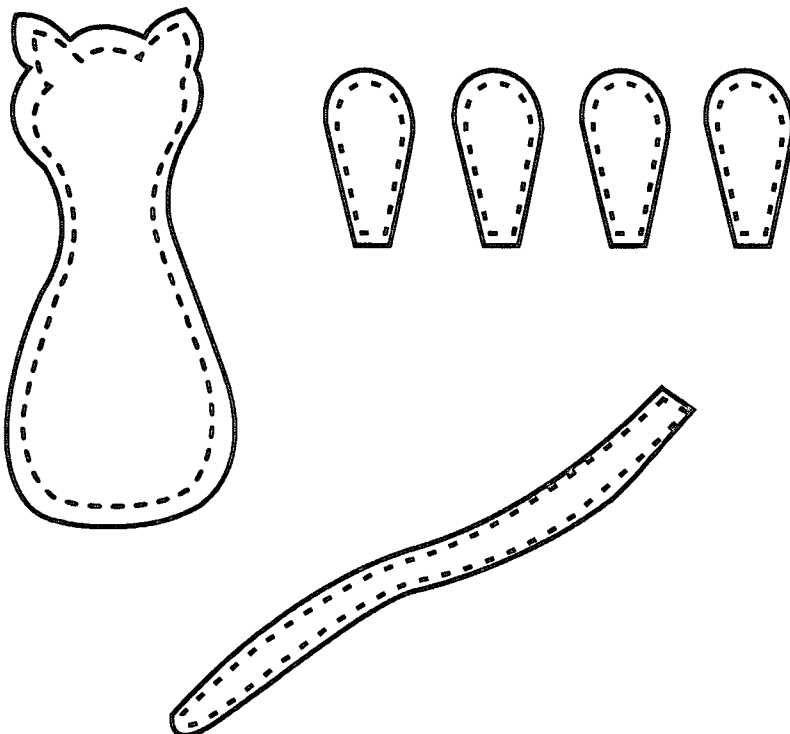
**DIRECTIONS:**

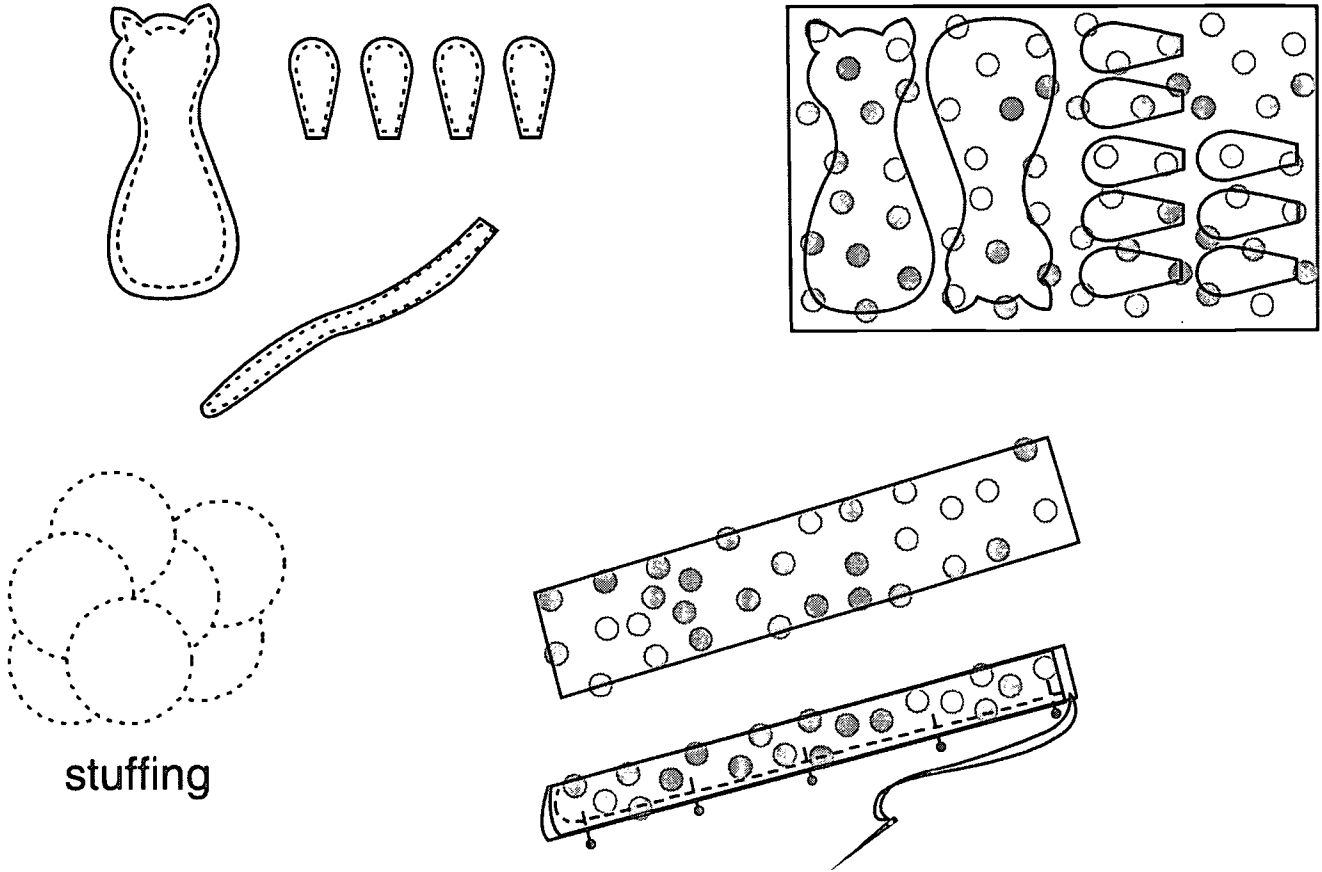
1. Trace the patterns for the four paws, and body with the head of a cat onto paper. Cut these out and glue them together to make the whole body of a cat. Glue this pattern on the cardboard and cut it out.

2. Trace the same patterns for the body with the head twice onto the fabric, and the paws eight times. Cut out all ten pieces.

3. For the tail, cut a strip of fabric (about 9cm x 45 cm) long. Fold it in half lengthwise (inside-out), pin, and stitch it along the long side and one end.

4. Pin and stitch the body and head pieces together inside-out and leave a small hole open for turning it right-side-out and stuffing. Stitch about 0.5cm in from the edges.






stuffing

5. Pair the paws and pin and stitch them together inside-out, but leave all of the tops open.
6. Remove all the pins. Turn all six cat parts (tail, body with the head, and four paws) right-side-out using a ruler or marker.
7. Stuff the body, paws, and tail using a marker to push in the stuffing. Stitch each part closed.
8. Stitch the paws to the body so they hang loosely. Stitch on the tail in the same way.
9. Draw the face on your cat with your fabric marker.
10. Make a scarf by cutting your piece of felt about 60cm x 8cm. cut fringe on each end and tie it around the cat's neck.

# Little Turtle

(Grades 4 and Up)



**MATERIALS:**

- Needle and thread
- Stretchy, knit glove
- Beans
- Pencil
- Thin cardboard
- Scissors
- Fabric marker
- Square of felt
- Dimensional fabric paint in several colors



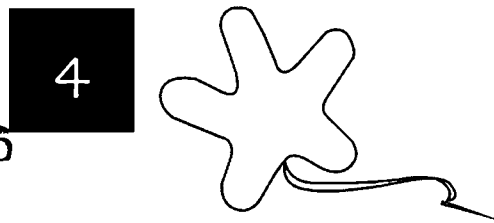

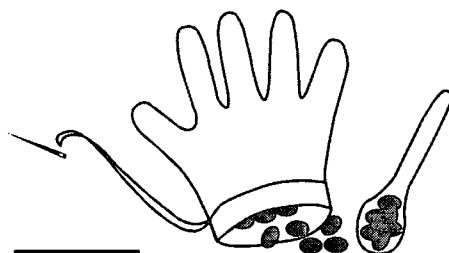
**DIRECTIONS:**

1. Thread your needle and knot the long end of the thread. Sew a running stitch around the cuff of the glove and leave the needle and thread hanging.

2. Stuff the fingers and thumb of the glove with beans. Fold the cuff of the glove into the glove and stuff the palm area.

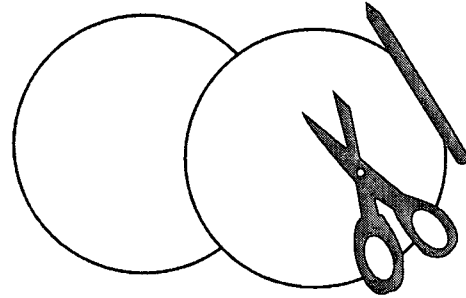
3. Pull tightly on the needle and thread to close the glove and spread apart the thumb. Stitch the opening closed, but don't cut the thread yet.

4. Pull the little finger and thumb toward the gathered area to get a turtle shape and stitch the fingers in place there. Knot and trim the thread.

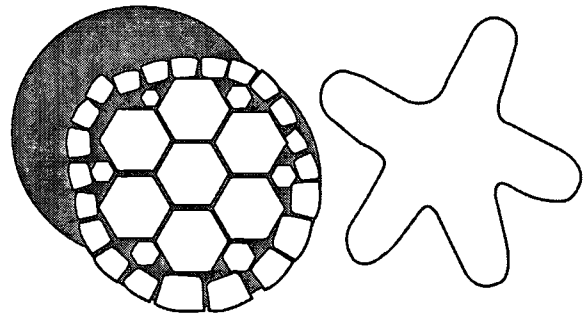


195

5. On the cardboard, draw an oval turtle-shell pattern and cut it out. Trace it twice on the felt and cut out the two shapes.
6. Use fabric paint to draw patterns on both shell shapes. Also, draw a face on the turtle.
7. Cut out a long, thin felt tail and stitch it opposite to the turtle's head.
8. Place the turtle between the shell shapes and stitch the shells together at the sides and on each side of the turtle's tail.

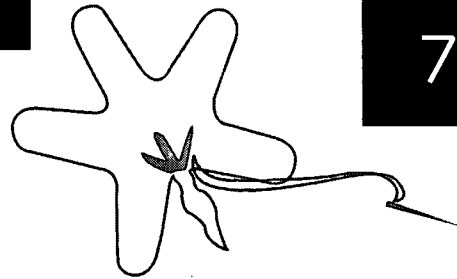


5



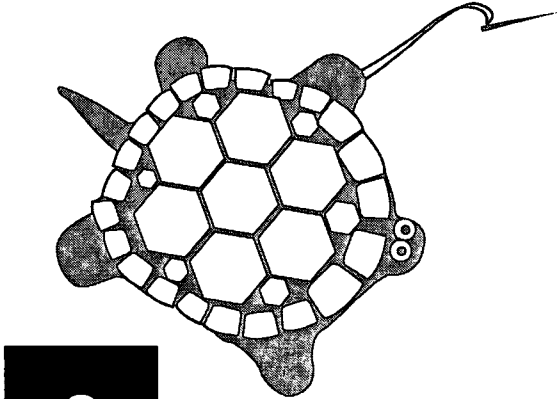
6

7



Although the normal color of a turtles shell is green, try painting its shell with all different colors and fun objects, like rhinestones and glitter. Never apply paint to real turtle.

- ### Top 10 Heaviest Turtles
- 1) Pacific leatherback turtle ~ 1,908 LBs
  - 2) Atlantic leatherback turtle ~ 1,000 LBs
  - 3) Green sea turtle ~ 900 LBs
  - 4) Loggerhead turtle ~ 850 LBs
  - 5) Alligator snapping turtle ~ 403 LBs
  - 6) Black sea turtle ~ 278 LBs
  - 7) Flatback turtle ~ 185 LBs
  - 8) Hawksbill turtle ~ 150 LBs
  - 9) Kemps ridley turtle ~ 50 LBs
  - 10) Olive ridley turtle ~ 50 LBs



8

# Catnip Pillows

(Grades 4 and Up)

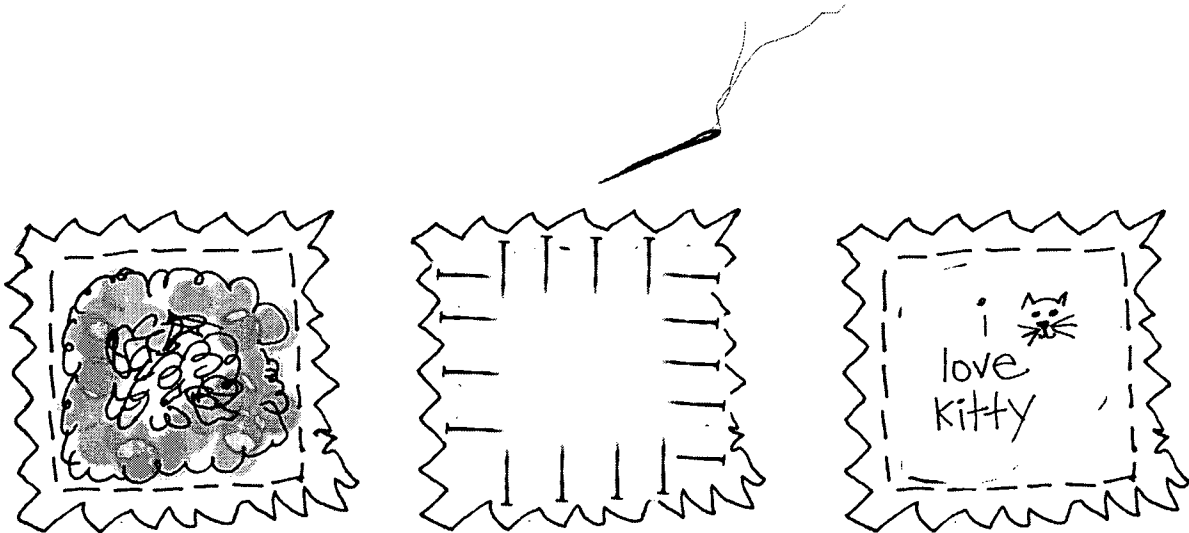
## MATERIALS:

2 squares of material about 4" x 4"  
Fiberfill  
Catnip  
Pins  
Needle and thread

## DIRECTIONS:

1. Put a small amount of catnip on one of the squares of material
2. Place fiberfill on top of catnip (use enough for a puffy pillow).
3. Put some more catnip on top of the fiberfill.
4. Place the second square of material on top.
5. Pin the 2 pieces of material together.
6. Hand sew around all edges.

You can vary the pillows by cutting the material in different shapes (circles, triangles, hearts, etc.).



# Origami Crafts

(Grades 1-5)

## Two-In-One: Puppy or Kitty

This form has two faces! One side is a floppy-eared dog, turn it over, make a few folds, and then you've got a cat! You will need to draw in the faces of your new pets.

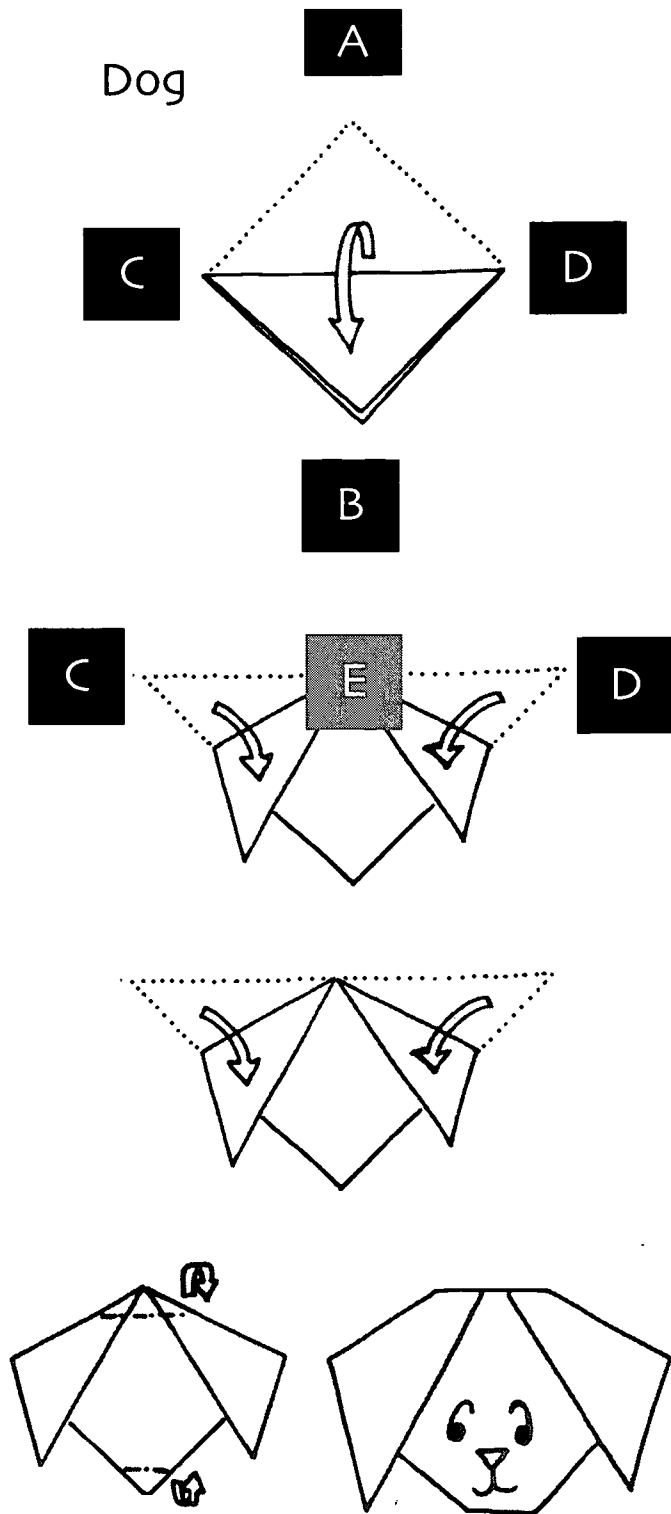
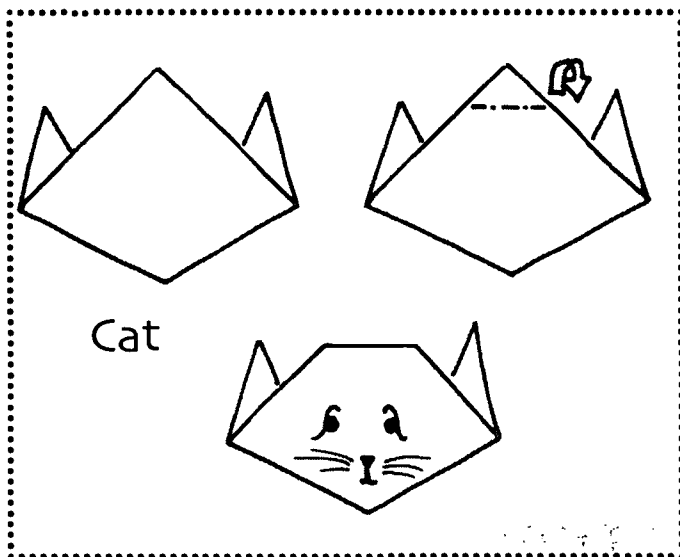
**MATERIALS:**

Origami paper

Pencil or felt tip markers

**DIRECTIONS:**

1. Form a triangle by folding the paper in half, bring point A to meet point B.
2. To form the puppy's ears, fold points C and D down. Then, fold points A-B and point E back to shape the puppy's head.
3. Complete your puppy by drawing its eyes, a nose, and a mouth.
4. You can use this same design to make a kitty by following Steps 1 and 2. Then turn the form over and around, making the ears point up. Fold back point A-B to shape the top of the kitty's head. Now you can draw the kitty's eyes, nose, mouth, and whiskers!



Make a body for your pet on the following page

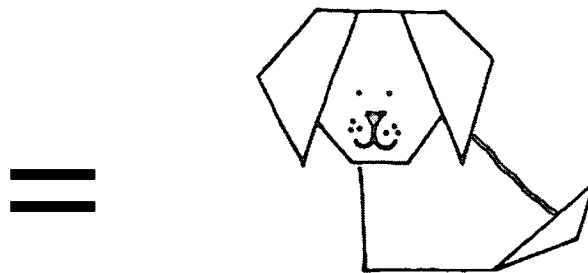
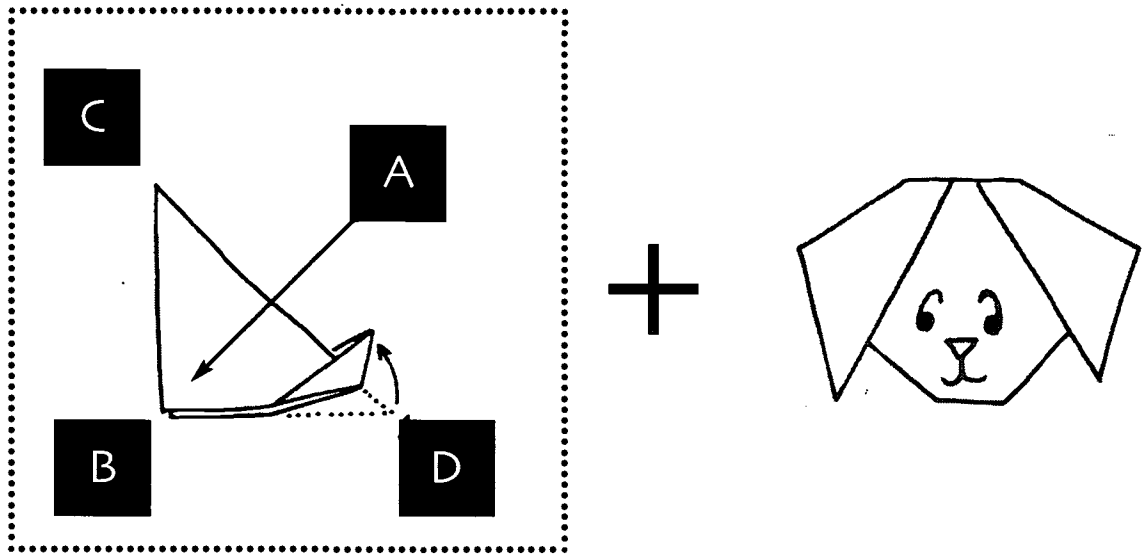
# Making the Body of the Puppy or Kitty

**MATERIALS:**

Origami paper  
Pencil or felt tip marker

**DIRECTIONS:**

1. Make your puppy's body by folding a square of your paper in half to form a triangle.
2. To make its tail, fold up point D at an angle.
3. Now slip the puppy or kitty's head onto its body.





# Animal Masks


(Grades 4-6)

## MATERIALS: (FOR ONE MASK)

1 12" x 18" sheet of construction paper  
 2-3 9" x 12" sheets of construction paper  
 Several sheets of 6" x 9" construction paper  
 Craft glue  
 Markers  
 Scissors  
 Hand-held stapler  
 Paper Plate

## DIRECTIONS:

1. Think of the head shape of the animal that you want to make.
2. Fold the 12" x 18" piece of construction paper in half widthwise or lengthwise, depending on the shape of your animal's head.
3. Draw half of a head from the fold out; include the ears.
4. Cut along your line and open the construction paper to see the shape of the entire animal's head.
5. Staple the sides of the mask to the paper plate before adding any features.
6. Fold one piece of 9" x 12" piece of construction paper in half. Draw your animal's mouth on one side working from the fold out. Cut along your line. Unfold the construction paper piece to reveal your animal's mouth. Glue this onto the mask.
7. Repeat Step 6 for the nose of your animal, and any more distinguishing features.
8. Take one piece of your 6" x 9" construction paper and fold it in half. On one side draw the eye of your animal. Cut out the eye through both sides of the construction paper. Glue both eyes onto your mask.
9. Take your markers and add anything to your mask that you think needs to be added to make your animal mask special.



## How To Draw Pets With Shapes

(All Ages)

Divide your animal's body into shapes, such as circles, triangles, and rectangles. Connect them all to turn these basic shapes into pictures of real animals!

### **MATERIALS:**

Paper  
Pencils  
Crayons

## Spotty Critters


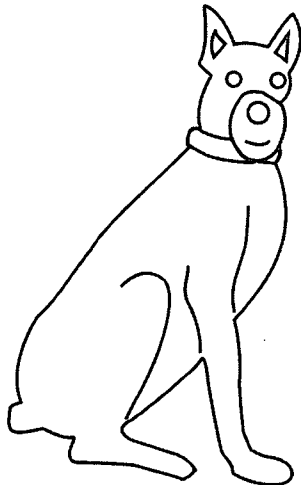
(All Ages)

### **MATERIALS:**

Paper  
Pencil  
Eraser  
Thick paint (such as poster paint)  
Tools that apply to paint (such as sponge, brushes, flexible knife, cotton swabs)

### **DIRECTIONS:**

1. Lightly draw the outline of a dog or any pet on your paper.
2. Fill in the outline with paint, using one or more of your tools. Remember to wash each tool after use if you are going to change colors.
3. These tools and thick paint will give your critter a unique look and feel.




## Treats for Kids and Pets! "Doggy Bone" Treats For Kids

(Grades Pre-K - 2)

### **MATERIALS:**

Bread, sliced  
Peanut butter  
Bread knife  
Dog bone cookie cutter  
Optional: jelly or other filling



### **DIRECTIONS:**

1. Let children spread slices of bread with the peanut butter or other filling material. The new squeeze bottle variety will make it even simpler.
2. After sandwich is made, use bone shaped cookie cutter or knife to shape sandwich into an edible creation.

## Wild Bird Feeders

(All Ages)

### **MATERIALS:**

Empty toilet tissue tubes  
Birdseed  
Peanut butter  
Small plastic knives  
Aluminum pie pans  
Optional: Pine cones and wire

### **DIRECTIONS:**

1. Give each child an empty toilet tissue tube.
2. Pour approx 1/4 cup of birdseed into aluminum pie pans and set on a table.
3. Ask the children to spread some peanut butter on the outside of their tubes, using the plastic knives.
4. Then, have the children roll the tubes in birdseed.
5. Take the children outside and show them how to place their bird feeders over small, vertical twigs on the branches of trees.
6. Variation: Use pine cones instead of the cardboard tubes. You may want to attach a small section of wiring to facilitate hanging.

## Graham's Dog Cookies

(All Ages)

### **INGREDIENTS:**

12 graham crackers  
 1 cup whole wheat flour plus extra for countertop  
 1 tablespoon baking powder  
 1/2 teaspoon salt  
 1/2 cup vegetable oil  
 Vegetable oil spray  
 1/2 cup soy milk

### **UTENSILS:**

Zip-top plastic freezer bag  
 Wooden mixing spoon  
 Measuring cup  
 Measuring spoons  
 Mixing bowl  
 Smooth drinking glass  
 Baking sheet  
 Plate

### **DIRECTIONS:**

1. Preheat oven to 425 degrees. Place 12 graham crackers in the zip-top bag and seal. Crush the graham crackers by using the palms of your hands or the back of a wooden mixing spoon. Measure out two cups of graham cracker crumbs and combine this with the flour, baking powder, and salt in the mixing bowl. Add the vegetable oil and mix through. Add the soy milk and mix thoroughly.
2. Lightly flour a kitchen countertop and pour out the dough. Knead the dough lightly, sprinkling more flour onto the countertop as needed to prevent dough from sticking. Use the glass to roll out the dough until it's one-quarter-inch thick. Use the top of the glass to cut out cookies. Spray the cookie sheet with the vegetable oil spray until completely coated. Place the cookies one inch apart on the baking sheet. Bake 12 minutes until lightly browned and crispy.
3. Refrigerate. After one week, place any uneaten treats in the freezer.

## Meaty Treats

(All Ages)

### **INGREDIENTS:**

2 cups whole wheat flour  
 1/2 to 1 cup water  
 1/4 pound ground beef

### **UTENSILS:**

Mixing bowl  
 Measuring cup  
 Wooden spoon  
 Smooth drinking glass  
 Plastic knife  
 Cookie sheet  
 Metal spoon  
 Zip-top plastic freezer bag

1. Preheat the oven to 350 degrees. Place the flour in a bowl and add the water a little at a time, and mix through. Continue to add water until you achieve a thick, but not watery, paste. Add the ground beef and mix thoroughly. Place the mixture on a floured countertop and, using the drinking glass, roll the mixture out to about 1/8 inch thick. Use the glass top to make treats, or use the plastic knife to cut the mixture into fun, funky shapes.
2. Place the treats on a cookie sheet and bake for 20 minutes. Check the treats after 10 minutes and then again after about 15 minutes. You want the treats to be crunchy but not hard. To test for crunchiness, tap a treat with a metal spoon. If it sounds hard, take the treats out of the oven. Let them cool completely before serving any. Store the extra treats in a zip-top baggie and freeze.

## Sweet Raisin Dog Treats

(All Ages)

### MATERIALS:


1 cup unbleached white flour  
 1/2 cup whole wheat flour  
 1/2 cup natural applesauce (without preservative)  
 1/2 cup raisins  
 Nonstick cooking spray

### UTENSILS:

2 teaspoons  
 Mixing bowl  
 Measuring cup  
 Large spoon  
 Cookie sheet  
 Zip-top plastic freezer bag

### DIRECTIONS:

1. In small mixing bowl, blend the two flours together. Add the applesauce and mix until well blended. Add the raisins and mix through. (You can expect batter to be a bit lumpy with all of the raisins.)
2. Spray the cookie sheet with the nonstick spray. Drop the batter by teaspoonfuls onto the cookie sheet. When the tray is filled, turn the oven to 350 degrees and bake for 15 minutes. For soft, chewy treats, remove the tray from the oven after 15 minutes and let cool to room temperature before giving one to your dog. For slightly crunchy treats, turn off the oven after 15 minutes and let the treats remain in the oven for 12 hours. For very crunchy treats, turn off the oven after 15 minutes and let the treats remain in the oven for 24 hours.
3. Save the treats you don't use in a freezer bag and freeze for future use.



## Holiday Treats for Dogs

(All Ages)

### **INGREDIENTS:**

1 1/2 cups plus a few pinches flour  
1/2 cup natural applesauce  
1/2 cup canned pumpkin  
Nonstick cooking spray

### **UTENSILS:**


Mixing bowl  
Measuring cup  
Large spoon  
Smooth drinking glass  
Cookie cutter  
Cookie sheet  
Zip-top plastic freezer bag



### **DIRECTIONS:**

1. In a small mixing bowl, blend the flour and the applesauce. Add the pumpkin and mix until well blended.
2. Sprinkle some flour on a clean countertop, on the glass, and on the cookie cutter. Place the dough on the dusted countertop, and use the glass to roll out the batter to 1/4-inch thick. Use the dusted cookie cutter to cut out shapes, and place on a cookie sheet covered with nonstick cookie spray.
3. When the tray is filled, turn the oven to 350 degrees and bake for 15 minutes. For chewy treats, remove the tray and let cool to room temperature before serving. For crunchy treats, turn off the oven after 15 minutes, but let the tray stand in the oven for 12 hours. For very crunchy treats, turn off the oven after 15 minutes, but let the tray stand in the oven for 24 hours.
4. Put the treats that you do not immediately feed your dog into a zip-top plastic freezer bag for freezing.
5. Variation: Use ingredients without preservative for your dog if it has allergies.

**G.** Special  
Groups



**Books  
and  
Pets**  
our friends for life!

## Some Suggestions About Young Adults

Young adults (teenagers), generally considered to be between the ages of 12 and 18 and in grades 7 through 12, are in a critical transitional phase in many ways, including whether or not they will become life-long library users. They are not children anymore, yet they are not adults either - who are they?! Well, they are library patrons with special interests and needs, and the best thing you can do for them as a librarian is to find out what these needs are from the teens themselves. We have some suggestions on where to start, as well as how to gather this information.

If you have space at your library, create a special place for this age group, whether it be an entire room, a part of a room, or just a table and a shelf. This helps encourage and validate their sense of self. Create a special collection for them as well, and be sure to include some fun materials such as graphic novels and humor books as well as heavier material.


Create a survey to discover the interests of your teenage community: what they like to read, what kinds of programs they like to attend, and what times work best for them. Use the informative feedback to tailor your collection and reading program to their tastes.

Become familiar with what they like to read, this way you can make suggestions that validate their tastes as well as move them along to more challenging selections. Booktalking is a technique you can develop to capture their interest in new titles (see Joni Bodart's latest, *Booktalking the Award Winners 4*, 1998).

Teens are great candidates for adult-style book discussions, perhaps held in a nearby café for some cool ambiance. Other programs for teens can include beading or henna crafts, SAT workshops, poetry readings, and book/movie comparison discussion programs.

A teen volunteer program can be a wonderful self-esteem builder. You can involve teens in day-to-day library activities and tasks, as well as draw them into this year's theme through special programs. Kids of all ages love animals! Teens can help with pet-related decorations and any of the program ideas for young children suggested in the theme-based sections. Many of the craft and program ideas can be adapted for teens, as well.

Most of all, treat young adults with respect and celebrate what they do well, whether it be writing, artwork, or volunteering. If your young adults become regular library users by the age of eighteen, they are very likely to remain so into adulthood, and eventually bring their own children to the library in the future.





## Helpful Tips to Develop a Vibrant YA Program

1. Develop a survey to find out what teens in your library like to read, what programs they may be interested in attending, and what times they are available to join in activities.
2. Evaluate and upgrade your collection. Factors, such as location, labeling, out-dated material, and the condition of books can play a huge part in teen interest.
3. Create a special section for teens, with a special collection. Include favorite teen genres such as mystery, humor, horror, etc.
4. Have attention-getting programs. Non-traditional programs work best with teens. The programs' relevance to reading is as important as sparking interest in the teens!
5. Network with other youth workers from neighboring schools, youth group leaders, camp counselors, etc. This is a good way to brainstorm ideas, and find out what has worked in the recent past.
6. Use the publicity chapter to post gatherings and events in your local newspapers, church newsletters, and your own newsletter. Even if teens don't read these articles, their parents are often a vessel of information.
7. Join professional organizations in your area. Visit the ALA web site: [www.ala.org/yalsa](http://www.ala.org/yalsa) for some guidance,
8. Call (888) 486-9297 to subscribe to VOYA (Voice of Youth Advocates). VOYA can often answer many questions about young adult and teens.
9. Check out <http://yahelp.suffolk.lib.ny.us>. This website designed for young adult librarians and contains links to YA journals, organizations, YA literature, online resources, discussion lists, websites for teens and more.

*-adapted with permission from VOYA article by Debra Lynn Adams*



## Resource Books for YA Librarians

*Books for the Teen Age*, New York Public Library. An annual list you can purchase for about ten dollars that contains over a thousand titles arranged by subject. All titles reviewed by YA librarians.

*Connecting Young Adults and Libraries: A How-to-do-it Manual*, Jones; Neal-Schuman, 1992. - for librarians

*What Teens Need to Succeed: Proven, Practical Ways to Shape Your Own Future*, Benson, Galbraith, and Espeland; Free Spirit, 1998. - for teens

*Young Adult Program Idea Booklet*, YA Task Force; Wisconsin Library Association, 1991: a book full of ideas of how to incorporate teens into programs.

## Web Sites for Young Adults

You can provide teens in the program with a list, either in a handout or on your library's Web page, of various Web sites from entertainment to homework help and hotlines.

<http://yahelp.suffolk.lib.ny.us>

Links to YA journals, organizations, literature, resources, discussion lists, websites, etc.

[www.ala.org/teenread/resources\\_main.html#goodreads](http://www.ala.org/teenread/resources_main.html#goodreads)

Links to teen reading data, teen Web sites, and teen publications.

[www.rrpl.org/ya\\_sites.stm](http://www.rrpl.org/ya_sites.stm)

Links of interest to teens, including homework help, college prep information, music, sports, entertainment, games, and other fun stuff.

[www.ala.org/teenhoopla](http://www.ala.org/teenhoopla)

Links to book reviews, a teen forum discussion, and various sites including activism, arts, and more.

[www.ala.org/yalsa/awards/alex.txt.html](http://www.ala.org/yalsa/awards/alex.txt.html)

Ten books published for adults that have potential appeal for teens.

[www.ala.org/yalsa/booklists/ocbc](http://www.ala.org/yalsa/booklists/ocbc)

List provides reading guidance for college bound students and others looking for opportunities for independent and lifelong learning.

[www.ala.org/yalsa/booklists/poppaper](http://www.ala.org/yalsa/booklists/poppaper)

Encourages teens to read for pleasure; gives popular paperbacks for teens.

[www.ala.org/yalsa/printz](http://www.ala.org/yalsa/printz)

Honors the young adult book that best exemplifies literary excellence.

[www.ala.org/yalsa/booklists/quickpicks](http://www.ala.org/yalsa/booklists/quickpicks)

Gives a quick list of good books for young adults who do not like to read.



## A First Reading List for Librarians Who Work with Teens:

The following list contains the names of authors that should be on your shelves. Some of the authors are wonderful writers; some are merely popular. When you have read at least one book by each of these authors, you will be able to amaze the teens you serve with the wonderful recommendations you make.

Avi - *Nothing But the Truth*  
Bennett, Jay - *Skinhead*  
Block, Francesca Lia - *Weetzie Bat*  
Blume, Judy - *Forever*  
Brooks, Bruce - *Moves Make the Man, Midnight Hour Encores*  
Card, Orson Scott - *Ender's Game, Ender's Shadow*  
Cooney, Caroline B. - Any Title  
Cross, Gillian - *Wolf*  
Crutcher, Chris - *Athletic Shorts, Ironman*  
Dickinson, Peter - *A Bone from a Dry Sea, AK*  
Duncan, Lois - Any Title  
Guy, Rosa - *The Disappearance, The Friends*  
Hinton, S.E. - *Outsiders*  
Kerr, M.E. - Any Title  
Kindl, Patrice - *Owl in Love*  
Klass, David - Any Title  
Klauser, Annette Curtis - *The Silver Kiss, Blood and Chocolate*  
Lipsyte, Robert - *The Contender*  
Lynch, Chris - *Shadow Box, Slot Machine*  
Myers, Walter Dean - *Fallen Angels, Slam*  
Nixon, Joan Lowery - Any Title  
Paulsen, Gary - *The Hatchet*  
Peck, Richard - *Are You in the House Alone?, A Long Way From Chicago*  
Pierce, Tamora - *Sandry's Book*  
Pike, Christopher - Any Title  
Pullman, Philip - *Golden Compass*  
Rinaldi, Ann - *A Wolf by the Ears*  
Rylant, Cynthia - Any Title  
Sleator, William - Any Title  
Soto, Gary - *Baseball in April and Other Stories, Crazy Weekend*  
Stine, R.L. - Any Title  
Thomas, Rob - *Rats Saw God*  
Voigt, Cynthia - *Dacey's Song, Izzy, Willy-Nilly*  
Wersba, Barbara - Any Title  
Westall, Robert - Any Title  
Williams-Garcia, Rita - Any Title  
Yep, Laurence - Any Title

- courtesy of Joanne Rosario of the New York Public Library

## A Sampling of Adult Authors Popular with Teens:

V.C. Andrews, Jackie Collins, Jude Deveraux, Stephen King, Terry McMillan, Anne Rice, Danielle Steel, Omar Tryree

The names of these authors should be familiar to your teens, even though they are shelved in the Adult section of the library.

*-courtesy of Joanne Rosario of the New York Public Library*

## Sample Book Talk:

*Flyers*

by Daniel Hayes

Flyers is the word used to describe people who practice a certain type of meditation. The perfection of this meditation will lead to levitation-floating up into the air, and staying there.

Gabe Riley's best friend Bo has parents who practice this form of meditation, but he's known Bo's family all this life, so he doesn't think there's anything strange about that. He's heard ghost stories and tales of a strange creature living out near Blood Red Pond all his life, too, but that doesn't mean he believes them. For one thing, he knows the creature that attacked Ray McPherson's car was no swamp thing; it was his pal, Rosasharn, who was starring in a film Gabe and Bo were making for their school project.

Rosasharn was dressed in a Halloween mask and a costume made of long Johns covered with construction paper scales. When Ray came along the road where they were filming, he couldn't resist jumping out at him and onto the hood; howling like a beast coming out of the darkness, he scared Ray to death. Gabe hoped Ray never found out who'd done it, because he was better known for fighting than for his sense of humor.

But there were strange things going on that Gabe couldn't explain and couldn't ignore. Food disappeared from the refrigerator; things only Gabe liked to eat. His favorite jeans went from the clean laundry pile to the dirty laundry pile without his ever wearing them, and even though his neighbor Mr. Lindstrom was in the hospital, lights would go on and off in his supposedly empty house.

Flying through meditation might be a mystery Gabe would never solve. But stolen food, missing clothes, and suspicious lights were mysteries that he could.

*-courtesy of Joanne Rosario of the New York Public Library*

## Theme-Based Teen Program Ideas:

1. Have teens, staff, and teen volunteers bring in photos of themselves and their pets. Create a display and have teens try to match the pets with their owners.
2. How to make inexpensive treats and toys for your pet (see craft section)
3. Careers for animal lovers
4. Create a critter (cartoon critters or papier-mâché critters)
5. Make dog and cat collars and tags
6. Volunteer to walk and feed animals at the Humane Society.
7. Cooking vegetarian foods
8. Prepare and present puppet shows or skits about pets to the younger library patrons (see “Bark George” and “Miranda” in the Activities Section).
9. Collect donations of blankets, sheets, pet food, kitty litter, and pet toys to bring to the Humane Society.
10. Pet care and pet training
11. T-shirt painting (use stencils of animals and fabric paint)
12. Develop a joint project with the Humane Society or animal shelter in your area. Have teens take photos of animals from the Humane Society who need homes. Display these in the library with books on pets and their care.
13. Make blankets and mats for dogs and cats in animal shelters.
14. Make bird houses and bird feeders
15. Make rescue kits for stray animals (see activities section).
16. Bag of Bones (trivia questions printed on bone shapes).
17. Plan a weekly “Teen and Tots” reading time in which the teenagers read pet stories to toddlers and preschoolers.
18. Have a teen poetry workshop, where they research poetry and write about pets and present their own works.
19. Volunteer at the library! (See end of section.)



## Some Activities for Teens:

### Teen Review Sheet

Give teens a chance to give feedback on the books they have read. Copy the form below and give to teens each time they start a new book. Tell them that this will help others know if the book is good or bad, happy or sad, funny or boring, in order to decide if that is a book that they want to read; so be honest! File the filled-out sheets into a notebook for all the teens to look at before picking a book out to read.

Date: \_\_\_\_\_

Title of the Material: \_\_\_\_\_

Author(s) of the Material: \_\_\_\_\_


Material type (circle one): Fiction Non-fiction Mystery Fantasy Historical  
Biography Short Story Other

Material Call Number: \_\_\_\_\_

Rating (circle one): Awesome Good OK Not-so-Good Horrible

Comments: \_\_\_\_\_

\_\_\_\_\_  
\_\_\_\_\_  
\_\_\_\_\_



## Movie Nights

For a special treat for the teens, have “movie nights”. Invite all of the teens in the program to come to the library for a movie and treats. Make cookies cut out in the shapes of animals or items related to animals such as dog bones. Make popcorn and serve sodas to enhance the movie spirit. Good movies to rent would be movies adapted from books, or movies that involve pets and animals. Below is a list of suggestions:

*Cats & Dogs*

*Dr. Dolittle*

*Lost & Found*

*My Dog Skip*

*Lassie*

*Milo & Otis*

*Turner and Hooch*

*Black Stallion*

*Beethoven*

*Animal Farm*

*Ace Ventura: Pet Detective*

*Homeward Bound*



## Teenage Scavenger Hunt

### **DIRECTIONS:**

Hunt through the library for the answers to the following questions. If you need any help, consult the librarian. Once you are done, bring your answers to the program director, who will determine how well you did. Good luck!

1. What are the hours of the library?
2. What is the name of the Library Director?
3. When is the next young adult program?
4. Who wrote *The Pigman*?
5. How many stories are in the *Canterbury Tales*?
6. What are the first and last words in the encyclopedia?
7. What year was *Animal Farm* written in?
8. When and where was the Declaration of Independence signed?
9. Who is the main character in *Lord of the Flies*?
10. Write down the name of one mystery, one fantasy, one historical fiction, one biography, and one non-fiction book.

## Add-A-Line Stories

### **DIRECTIONS:**

Begin a story at the top of a flip chart or a piece of poster board, using one of the sample starters below, or one of your own. Allow teens to add one or two lines to the story every-day of the program. At the end of the program, publish the story in a newsletter, on a web page, in a local newspaper, or give copies to the teens.

### **STORY STARTER:**

The sun began to set just as the five teenagers stepped out of the car. Each peered into the forest, some looking for shelter, others for signs of wildlife. It was going to be two long hard weeks.

### **STORY STARTER:**

The teenage girl ran into the house almost knocking down her twin brother. Holding up a folder she said, "I've won! Can you believe it?"



## Programming Ideas for Special Needs

There are a few simple things you can do to help make visually-impaired children more comfortable in your library. Identify yourself when you greet someone with a visual impairment. Let the child know what you are doing and where you are going. Ask if the child needs assistance getting around the library and let the child take your arm, which allows you to be the guide. If the child becomes loud or disruptive, do not be afraid to discipline him as you would a sighted child. Do not single the child out or allow inappropriate behavior because you feel badly for him. Just make sure that the child knows what is acceptable and unacceptable.


With a little help, visually impaired, blind, or other special needs children can participate in much of regular library programming. For story hours, select the story carefully so that understanding of the text does not depend upon illustrations. If the child can't see gestures or facial expressions, try to include objects and tactile experiences. In some cases, if the library has volunteer helpers for story hour, the helper can sit with the child and help with gestures, etc. Parents may also wish to participate with their child. The storyteller can use hearing, touch, tasting, smelling, imagination, and emotions to encourage the listeners' interest.

Visually impaired children also enjoy films or video if the films are introduced and given explanation when needed. Many children's books are printed in larger than normal print, and children who read large print may be able to enjoy summer reading if they are directed toward these books. Discuss the child's needs with the child and the parents and do not avoid words such as see, look, and read.

Encourage ALL the children in your story programs to see with their "inside eyes" or use their imagination as you tell stories.

The Talking Book Library will provide the child and the librarian with catalogs of recorded juvenile books available through our program. There are also many books recorded locally. Many are on Arizona or Southwest subjects, and many are of juvenile or Young Adult interest. Our Reader Advisors may suggest some of these, and are available for consultation by phone.

Our newsletter will encourage our readers to participate in their local library's summer reading program by using talking and Braille books. We intend to support your efforts to include these children in your programs and are available by phone every weekday from 8 a.m. to 5 p.m. at 800/255-5578, or in the Phoenix area at 602/255-5578.



## Talking Book/Braille Service Overview:

Visually-impaired or physically handicapped children in your community may want to participate in your Arizona Reading Program along with their peers. The Braille and Talking Book Library can help you include them in your program.

Talking books, Braille books, and catalogs of titles are available. Talking books are complete books recorded on cassettes or records. They are circulated throughout the state by the Arizona State Braille and Talking Book Library in cooperation with the National Library Service for the Blind and Physically Handicapped (NLS), a division of the Library of Congress.

The book collection is much like that of a public library; books appeal to a wide range of reading interests. Registered borrowers receive large print catalogs and the bimonthly Talking Book Topics or Braille Book Review to select books to read. A separate set of catalogs list books for children.

It is necessary to use the NLS playback equipment because the books are recorded at a slower speed not generally available on commercial equipment. Record and cassette players are loaned free of charge as long as library materials are being used.

Accessories for the equipment which are available for loan include: extension levers for the cassette player; special amplifier for use with headphones for hearing impaired persons; remote control unit; and solar battery charger.

There is no charge for any of the materials, and are mailed postage-free.

### **WHO IS ELIGIBLE?**

Anyone unable to read conventional print, hold a book, or turn pages due to a physical limitation is eligible. This includes blind children, children whose visual disability prevents the reading of standard print material, physically handicapped children unable to handle standard print material, and children having a reading disability resulting from an organic dysfunction of sufficient severity to prevent their reading of printed material in a normal manner.

In cases of blindness, visual disability, or physical limitations, the disability may be certified and the application signed by doctors of medicine or osteopathy, ophthalmologist, optometrist, registered nurses, therapists and the professional staff of hospitals, institutions, and public or welfare agencies, or a professional librarian. In the case of reading disability from organic dysfunction, the application must be signed by a doctor of medicine or osteopathy, who may consult with colleagues in associated disciplines (such as school psychologists or learning disability teachers).

For more information about eligibility and certification, contact the Arizona State Braille and Talking Book Library at 800/255-5578; outside the Phoenix area, call 602/255-5578.

### **HOW DOES THE SERVICE BEGIN?**

Obtain and complete an application form; eligibility must be certified before equipment can be loaned. Return the completed application to the Library. Equipment is sent to eligi-

ble patrons, and a Readers Advisor contacts each new patron to begin service, discuss reading interests, etc.

Patrons may submit request lists, or staff will select books for patrons in the subject areas they designate. When one book is returned to the library, another is sent. They may always increase or decrease the number of books sent, place a "hold" on service temporarily, or modify their reading interest list.

There are many more books about pets of all kinds at the Talking Book Library. Call the library from anywhere at 800/255-5578 to find out about interesting talking books for the visually and physically disabled.

For more information, contact **Linda Montgomery**, Director, Library for the Blind and Physically Handicapped Division:

State of Arizona Department of Library, Archives and Public Records  
Talking Book and Braille Library  
1030 North 32nd Street  
Phoenix, AZ 85008  
(602) 255-5578  
In-State WATS: 1-800-255-5578  
FAX #: (602) 255-4312

## Bibliography of Talking Books

*What Mary Jo Wanted*, Janice May Udry

Mary Jo, who wants a puppy more than anything else, is surprised to find that having one is a lot different from wanting one. Grades K - 3.

*Pet Show!* Ezra Jack Keats

When he can't find his cat enter in the neighborhood pet show, Archie must do some fast thinking to win a prize. Grades K - 3.

*Arthur's New Puppy*, Marc Tolon Brown

Arthur has a new puppy named Pal, and they love each other very much. But Pal is a very naughty puppy, and Arthur is in danger of losing him if Arthur doesn't get Pal to behave. Grades preschool - 2.

*The Junkyard Dog*, Erika Tamar

As Katie Lawrence, eleven, walks home from school one afternoon, she notices a dog in the junkyard. The dog is very skinny, and very scared. Katie can't get the dog out of her mind. With help from her stepfather, Katie takes on the responsibility of feeding and caring for the dog, even though he remains locked in the junkyard. Grades 4 - 7.

*Arthur's Pet Business*, Marc Tolon Brown

Arthur wants a puppy, but first he has to prove he is responsible enough to take care of it. So Arthur gets a job taking care of other people's animals. One of them, a dog named Perky, lives up to its name. And just as Arthur thinks he is in big trouble, Perky proves to be a real pet. Grades K - 3.

*Mustard*, Charlotte Towner Graeber

Mustard the cat has been with Alex's family for a very long time, since before Alex was even born. Now everyone says that she's growing old, but to Alex she's still as fine as ever. When Dr. Griffith, the vet, says that she must take it easy because of her heart,

Alex and his family must come to terms with her increasing infirmities and eventual death. Grades 2 - 4.

*Danny's Desert Rats*, Phyllis Reynolds Naylor

In this sequel to *Being Danny's Dog*, T.R. describes how he, his older brother Danny, and their friends at Rosemary Acres condominium complex spend their summer.

Calling themselves the Desert Rats, the youngsters aim to protect Paul's forbidden cat who has traveled fifteen miles to get back to Paul. Grades 3 - 6.

*Marvin Redpost: Alone in His Teacher's House*, Louis Sachar

Mrs. North, Marvin's third grade teacher, is going to be away for a week. She has asked Marvin to take care of her elderly dog. It means Marvin has a key to his teacher's house-and his classmates are jealous. But Marvin soon discovers taking care of a dog is a big responsibility. Grades 2 - 4.

*Six-Dinner Sid*, Inga Moore

A black cat lives at six different houses on Aristotle Street and is fed dinner at each of them. He manages to fool six different people into thinking he is theirs alone until one day something happens to change all of that. How can Sid live without six dinners? Grades K - 3.

*Watchdog and the Coyotes*, Bill Wallace

Sweetie, a Great Dane, is worried about being sent to the pound if he barks or bites anyone. He's already gotten in trouble three times and is sure he's doomed if it happens again. So what is he to do when burglars and wild coyotes try to take over his home? Grades 3 - 7.

*Hank the Cowdog: Murder in the Middle Pasture*, John R. Erickson

When a calf is murdered, Hank, the wiley cowdog and head of ranch security, pursues a gang of wild dogs and a clan of coyotes to find the killer! Number 4 in the *Hank the Cowdog* series. Grades 5 - 8.

*Snakes and Such*, Alvin Silverstein, Virginia Silverstein, Laura Silverstein Nunn

Briefly discusses the negative and positive aspects of keeping reptiles as pets and describes a variety of such companions. Includes turtles, iguana, boas, pythons, anoles, chameleions, geckos, water dragons, basilisks, frogs, toads, salamanders, and newts.

Lists Internet resources for each. Grades 4 - 7.

*I Love Guinea Pigs*, Zuza Vrbova

A complete guide to keeping a guinea pig for a pet. Discusses how to choose and buy the right one. Explains how to care for them, including housing, feeding, cleaning, and handling. Grades 2 - 4.

*Turtles*, Zuza Vrbova

Describes these reptiles as loveable, quiet pets with their own personalities and unusually long life spans. Provides information on how to choose either land or water turtles and how to feed and take care of them. Grades 2 - 4.

*Hamsters*, Zuza Vrbova

A complete guide to keeping a pet hamster. Explains that hamsters sleep by day and are active at night. Advises how to select and care for the rodent, including feeding it and furnishing the cage--with toys and a water bottle. Grades 2 - 4.

*Pet Birds*, Joan Joseph

A simple, practical guide discusses various breeds of birds available as pets and the care, food, and housing they require. Grades 5 - 8.

*Eddie and Gardenia*, Carolyn Haywood

Eddie Wilson and his pet goat, Gardenia, spend the summer on a Texas ranch where they create their own special brand of confusion. Grades 2 - 4.

*Gentle Ben*, Walt Morey

Thirteen-year-old Mark secretly befriends and tames a cruelly chained five-year-old Alaskan brown bear, feared for his size and unpredictable behavior. Grades 5 - 9.

*Great Pets*, Sara Stein Bonnett

A pet lover's informal guide to more than fifty pets including traditional ones plus overnight pets, backyard pets, and unusual apartment pets. Grades 4 - 7.

*Insect Pets*, Carla Stevens

A guide to capturing and caring for seven insects such as water striders, antlions, and fireflies. Includes directions for making homes for the insects and observing them. Grades 2 - 4.

*A Zoo in Your Room*, Roger Caras

A guide to the care and feeding of more than thirty species of mammals, birds, fish, reptiles, amphibians, insects, and other animals that can be kept in a bedroom. Grades 4 - 7.

*Emma's Pet*, David M. McPhail

Emma goes out searching for a pet but does not find one that is soft or cuddly enough until she gets home. There she discovers the biggest, softest, and cuddliest thing she has ever seen. Grades Pre-K - 2.

*The Turantula in My Purse: And 172 Other Wild Pets*, Jean Craighead George

An animal lover recounts humorous and informational stories about the bat in the refrigerator, the skunk in the closet, the ducklings filling the bathtub, and other wild creatures her family adopted over the years. Grades 3 - 6.

*Pot-Bellied Pigs: A Complete and Up-to-Date Guide*, Dennis Kelsey Wood

While praising the good qualities of pot-bellies, the author warns they are not ideal pets for everyone. He explains how to choose a pet pig and how to house and feed it and provides tips on training and health care. Grades 5 - Up.

*Iguana in Your Home: A Complete and Up-to-Date Guide*, R.M. Smith

Experienced iguana-keeper recommends captivity-bred Green Iguana for household pets because they are easy to tame and inexpensive to feed. Provides tips on selection, housing, mainly vegetarian diet, reproduction, health problems, and handling. Grades 5 - 8.

*Mr. Green Peas*, Judith Caseley

Norman Slope likes going to nursery school, but he has a problem. He is the only one in his class who does not have a pet. Norman tries to convince his parents to get him a pet, but cats and dogs make his father allergic, gerbils and hamsters look too much like rats to his mother, and a bird would make too much noise. Then one day Norman's father comes home with a surprise. Grades K - 3.

*Ferrets Today: A Complete and Up-to-Date Guide*, Mary Field

Asserts that while ferrets are clean and easy to care for and need only a small living space, they are not good pets for households with children under age six. Advises budgeting for upkeep expenses and explains everyday care, from housing and nutrition to litter training and veterinary care. Grades 5 - 8.

*A Pet or Not?* Alvin Silverstein

Describes physical characteristics and living habits of ten exotic animals and provides practical details of maintaining them. Discusses whether the armadillo, coatimundi, ferret, hedgehog, llama, miniature horse and donkey, monkey, potbellied pig, pygmy goat, and sugar glider should be owned as pets. Grades 3 - 6.



*Love Affair with a Cougar*, Lyn Hancock

The author raised four cougar kittens and experienced the problems, joy, and deep emotional attachments of the human-animal relationship. Adult and YA.

*Animail*, Cleveland Amory

Compilation of questions and answers and amusing and sad anecdotes about all sorts of wild and domestic creatures. Occasional poems, stories, and even a recipe for vegetarian dog biscuits are included. Adult and YA.

*Sherlock Bones, Tracer of Missing Pets*, John Keane

The first and only professional pet detective in the United States tells about his most spectacular cases. He also includes his ten-step method for recovering lost pets. High School and Adult.

*The Loving Bond: Companion Animals in the Helping Professions*

Explains the therapeutic relationship between pets and their association with children, the elderly, and disabled persons. Studies what animal companionship can teach people, how animals effect our emotional well-being, and what their impact is on people who are deaf, blind, or mobility impaired. Adults and YA.

*The Pet-Sitting Peril*, Willo Davis Roberts

Nick takes what seems to be a simple pet-sitting job in a creepy old apartment house. Suspicious "accidents" that happen around the old house lead to one terrifying night when Nick finds himself alone except for the pets. Grades 4 - 7.

*The Loss of a Pet*, Wallace Sife

Handbook on the effects of a pet's death by noted psychotherapist and founder of the Association for Pet Bereavement. Discusses such topics as the human-pet bond, the grieving process, euthanasia, children and the death of pets, getting another pet, and making use of different types of counseling. Parents, Adults, and YA.

*The Yearling*, Marjorie Kinnan Rawlings

Classic story about the Baxter family, who make a precarious living on a backwoods farm in northern Florida. Their young son, Jody, tames an orphaned fawn. When the deer begins to eat the family corn, Jody is ordered to shoot him. Grades 5 - 8.

*The Pet Shop Mystery*, Gertrude Chandler Warner

When the owner of the Pretty Bird Pet Shop has to take a few days off, she asks the Alden children to help her new employee, Mr. Fowler, take care of the animals. The children soon discover Mr. Fowler is involved in an illegal scheme. Grades 3 - 6.

## Good Books About Special Needs:

*I'm Deaf and It's Okay*, Aseltine, Mueller, & Tait. This book serves to inform that deaf children are as capable as hearing children. A picture dictionary of sign language is included to aid simple communication.

*What Do You Mean I Have Attention Deficit Disorder*, Dwyer. This story is a reminder that ADD is an easy-to-overcome obstacle.

*Knots on a Counting Rope*, Martin & Archambault. A touching story about a grandfather and his blind grandson who is courageous and accomplished.

*Be Good to Eddie Lee*, Fleming. This author does an amazing job showing that children with Down's syndrome are special in so many more ways than their differences.

*Ian's Walk: A Story About Autism*, Lears. This story is about a sister and how she reacts to her brother's autism.

*A Girl Named Helen Keller*, Lundell. This amazing book tells the story of Helen Keller and her teacher Miss Sullivan.



## Mainstreaming Special Needs Children at the Library Bibliography:

*Public Library Services to Visually Disabled Children.* Basu, S.G. McFarland, 1991.

*Library Service to the Deaf and Hearing Impaired.* Dalton, Phyllis I. Oryx Press, 1985.

*Deafness as Culture.* Dolnick, Edward. Atlantic Monthly. (September, 1993. pp. 37-53.)

*Encouraging Literacy in the 1990's.* High/Low Handbook, 3rd ed., R.R. Bowker, 1990.

"Libraries Serving and Underserved Population: Deaf and Hearing Impaired Patron",  
Library Trends (Summer 1992).

*Programming for Serving Children with Special Needs.* Richey, Cynthia K. ALA, 1993.  
(12pp.)

*Disabilities, Children, and Libraries: Mainstreaming Services in Public Libraries and  
School Library Media Centers.* Walling, Linda Lucas and Marilyn H. Karrenbrock.  
Libraries Unlimited, 1993.

## Parent Guides for Special Needs Children:

Some parent guides your patrons might find useful:


*Guide to Toys for Children Who Are Blind or Visually-Impaired*, jointly produced at no cost  
by the American Foundation for the Blind and Toy Manufacturers of America (contact  
American Foundation for the Blind at (800) 232-5463.

*A Toy Guide for Differently-Abled Kids*, distributed at no cost by The National Parent  
Network on Disabilities (contact National Parent Network on Disabilities, 1600 Prince  
St. #115, Alexandria, VA (703) 684-6783 (V/TDD)

*Materials for Blind Patronism*, available free from the National Federation of the Blind  
Materials Center, 1800 Johnson St., Baltimore, MD 21230 (410) 639-9314. This last is a  
set of two 1-7/8 ips two-track cassettes, tone indexed.



H. Appendices



**Books  
and  
Pets**  
our friends for life!

## Manual Contribution Cover Sheet for

**2003 Summer Reading Program**

Here's your opportunity to contribute to next year's manual. Theme will be entertainment-related. Think of tie-ins to shows, movies, and music. Try to be original. We cannot use photocopied books or copyrighted materials. Read books and other materials to get you started, but make sure to rework the idea and make it your own before submitting for consideration.

Your Name: \_\_\_\_\_

Library Name: \_\_\_\_\_

Library Address: \_\_\_\_\_

Library Phone: \_\_\_\_\_

Library Fax: \_\_\_\_\_

Your Email: \_\_\_\_\_

Check all included:

 Hard copy of text     Mac file     PC file

Software used:

 MS Word     WordPerfect     Other, please list:

Idea Title (one idea per sheet please - duplicate this form as much as needed):

Age level (check all that apply):

 Preschool through Kindergarten     Young Adult

 First through Third Grade     Special Needs

 Fourth through Sixth Grade



# PHOENIX ZOO

**The natural place for you to be!**


Bring this coupon to the Phoenix Zoo for \$1.00 off any regular admission price.

The Phoenix Zoo  
455 N. Galvin Parkway  
Phoenix, AZ 85008  
(602) 273-1341

Offer expires October 31, 2002  
Not valid for Boo! at the Zoo or ZooLights.  
Daytime only.

226

2002

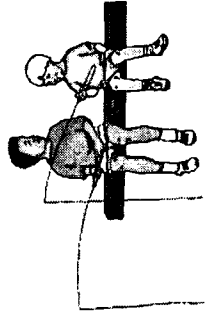


Visit Your

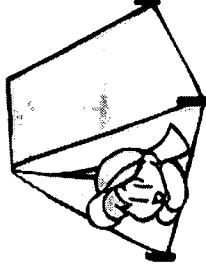
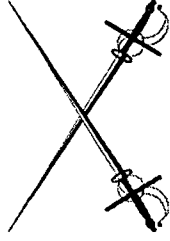
# Arizona State Parks

2002

Just Complete Your Library's "Arizona Reading Program", Then Come Visit One of the Parks Listed Below for \*50% Off the Full Day-Use Admission Price!



- Fort Verde State Historic Park
- Homolovi Ruins State Historic Park
- Jerome State Historic Park
- Lyman Lake State Park
- McFarland State Historic Park
- Riordan Mansion State Historic Park
- Tombstone Courthouse State Historic Park
- Tonto Natural Bridge State Park
- Tubac Presidio State Historic Park
- Yuma Crossing State Historic Park
- Yuma Territorial Prison State Historic Park



Library Stamp

Park Stamp

*\*50% off day-use for up to 4 adults in same vehicle, or 2 for 1 (per person fee), good for one time only. Must be 18 or under to be eligible. For safety's sake, children must always be accompanied by an adult. Coupon valid only at the parks listed above. Not valid without library stamp. Additional fees may apply for special events/programs. Coupon good through December 31, 2002.*

For a free brochure, call (602) 542-4174  
or (800) 285-3703 from the 520 or 928 area code.

[www.pr.state.az.us](http://www.pr.state.az.us)



Arizona State Parks  
1300 W. Washington  
Phoenix, AZ 85007

THE ARIZONA  
**RENAISSANCE FESTIVAL**  
& ARTISAN MARKETPLACE™



Huzzah for Participating with Arizona Reads!

ARIZONA  
READS  
REWARD! **1 CHILD FREE**  
**5-12**

Receive One Free Child's Ticket with One Full Price Adult Ticket • \$6.00 VALUE • Under 5 Always FREE

This coupon is valid at 2003 Festival Main Gate ticket booth only.  
NOT VALID in conjunction with a Fry's discount ticket or any other discount offer.  
Available while supplies last. Not for resale. Limit one coupon per person per ticket.

THE ARIZONA  
**RENAISSANCE FESTIVAL**  
& ARTISAN MARKETPLACE™



Huzzah for Participating with Arizona Reads!

ARIZONA  
READS  
REWARD! **1 CHILD FREE**  
**5-12**

Receive One Free Child's Ticket with One Full Price Adult Ticket • \$6.00 VALUE • Under 5 Always FREE

This coupon is valid at 2003 Festival Main Gate ticket booth only.  
NOT VALID in conjunction with a Fry's discount ticket or any other discount offer.  
Available while supplies last. Not for resale. Limit one coupon per person per ticket.

THE ARIZONA  
**RENAISSANCE FESTIVAL**  
& ARTISAN MARKETPLACE™



Huzzah for Participating with Arizona Reads!

ARIZONA  
READS  
REWARD! **1 CHILD FREE**  
**5-12**

Receive One Free Child's Ticket with One Full Price Adult Ticket • \$6.00 VALUE • Under 5 Always FREE

This coupon is valid at 2003 Festival Main Gate ticket booth only.  
NOT VALID in conjunction with a Fry's discount ticket or any other discount offer.  
Available while supplies last. Not for resale. Limit one coupon per person per ticket.

THE ARIZONA  
**RENAISSANCE FESTIVAL**  
& ARTISAN MARKETPLACE™



Huzzah for Participating with Arizona Reads!

ARIZONA  
READS  
REWARD! **1 CHILD FREE**  
**5-12**

Receive One Free Child's Ticket with One Full Price Adult Ticket • \$6.00 VALUE • Under 5 Always FREE

This coupon is valid at 2003 Festival Main Gate ticket booth only.  
NOT VALID in conjunction with a Fry's discount ticket or any other discount offer.  
Available while supplies last. Not for resale. Limit one coupon per person per ticket.

## Coupons

The following organizations have provided incentive coupons for the participants of your reading programs. Some of the coupons may be copied for unlimited distribution, while others are simply the number of coupons available to each library with a manual. The following numbers and Web sites are provided so that you may find out more information about ticket prices and attractions.

### Arizona Renaissance Festival

(520) 463-2600

[www.renaissance-faire.com/Renfaires/Arizona-Renassance-Festival](http://www.renaissance-faire.com/Renfaires/Arizona-Renassance-Festival)

**MAY USE ONLY FOUR COUPONS**

### Arizona State Parks

For specific parks, please contact them directly.

(602) 542-4174 or 1-800-285-3703

[www.pr.state.az.us](http://www.pr.state.az.us)

**MAY COPY COUPONS AS NEEDED**

### The Phoenix Zoo

(602) 273-1341

[www.phoenixzoo.org](http://www.phoenixzoo.org)

**MAY USE ONLY FOUR COUPONS**

Please remember to thank these organizations for their support of YOUR  
summer reading program!!

How will this presentation be promoted in the community?

---

---

Release from Liability Statement:

Arizona Humanities Council and its program partners undertake no responsibility for members of grantee's staff, full-or part-time; consultants, instructors, or others hired on an honorarium basis; audience members; premises occupied; or any other person or property involved.

I have read and agree to comply with the above requirements if awarded funding:

Signature of project director \_\_\_\_\_

Date: \_\_\_\_\_

Signature of fiscal agent (library director): \_\_\_\_\_

Date: \_\_\_\_\_

231

# Application

Library Branch: \_\_\_\_\_

Address: \_\_\_\_\_

Phone: \_\_\_\_\_

Fax: \_\_\_\_\_

Contact Person/Project Director:

Title: \_\_\_\_\_

Phone: \_\_\_\_\_

E-mail: \_\_\_\_\_

Your Arizona Reading Program Budget Estimate (from library) for 2002:

\_\_\_\_\_

If funds awarded, check should be made out to (library, friends group, or fiscal agent, etc):

\_\_\_\_\_

Presenter (This should already be tentatively confirmed between the library and the presenter): \_\_\_\_\_

Description of presentation: \_\_\_\_\_

\_\_\_\_\_

\_\_\_\_\_

Date and location of presentation: \_\_\_\_\_

\_\_\_\_\_

How does the presentation relate to the current ARP theme?

\_\_\_\_\_

\_\_\_\_\_



## Program Funds Available!

### Arizona Reading Program Funding

In an effort to increase programming opportunities for small and/or rural library branches with small or non-existent ARP budgets, the Arizona Reading Program will provide \$200 toward the fee and expenses of a presenter to ten libraries each year. ARP will attempt to vary the locations of these awards from year to year.

The presenter may be from the ARP Presenter Resources section, or may be an unlisted local presenter who would agree to be added to the resource section. A statement of theme (included here,) and a follow-up evaluation (to come later,) are required to receive these funds.

All promotional materials and introductory comments for the programs must include the following statement:

"This presentation was made possible by the Arizona Reading Program, funded by the Institute of Museum and Library Services under the Library Services and Technology Act. The Arizona Reading Program is a project of Arizona Reads, a collaboration between the Arizona Humanities Council and the Arizona State Library, Archives and Public Records."

Please fill out the application located on the next page and send to the Arizona Reads office at the following address by March 1, 2002.

Arizona Reads  
1242 N. Central Ave.  
Phoenix, AZ 85004



233

APPENDICES

Category (check one):

- |   |                                       |
|---|---------------------------------------|
| <input type="checkbox"/> Decoration       | <input type="checkbox"/> Game/Puzzle  |
| <input type="checkbox"/> Bibliography     | <input type="checkbox"/> Craft/Recipe |
| <input type="checkbox"/> Internet Site    | <input type="checkbox"/> Song/Play    |
| <input type="checkbox"/> Staff Resource   | <input type="checkbox"/> Presenter    |
| <input type="checkbox"/> Activity/Program |                                       |

Brief description (Please indicate age range for idea. Attach additional sheets if necessary)

Please send submission to the Arizona Reads office no later than April 1, 2002.

Please fax and/or mail the cover sheet, hard copy, and disc to:

Arizona Reads, 1242 North Central Avenue, Phoenix, AZ 85004 Fax: 602/257-0392

Please call the Arizona Reads Coordinator at 602/257-0335 x26 with any questions.

Thanks for your help in compiling your 2003 Arizona Reading Program Manual.

234

# Performer Resources

**Web Sites:** [www.az.arts.asu.edu/artcomm/](http://www.az.arts.asu.edu/artcomm/)

This web site has a resource listing compiled and mainstreamed by the Arizona Commission on the Arts. Some of their entries duplicate presenters in the following list, but there are many more art-based presenters for you to consider. Call the Arts Commission at (602) 255-5882 for a copy of the Arizona Artists Roster.

**Presenter:**

**Contact:**

**Address:**

**Telephone:**

**Fax:**

**E-Mail:**

**Web Address:**

**Description of Performance:** (Age Level)

**Fee Plus Mileage:** (be specific)

**Travel Range:** (be specific)

**Past Performances:**

(Use above data entry section to add resources)

**Presenter: John Abbott**

**Address:** PO Box 187, Chino Valley, AZ86323

**Telephone:** (928) 636-2025

**Description of Performance:**

Professional storyteller tells adventure and ghost tales and legends of the Old West. Age Level: Adult, Intermediate, Juvenile.

**Fee Plus Mileage:**

\$350/Schools. Other negotiable.

**Travel Range:**

Arizona schools and libraries.

**Past Performances:**

Phoenix Pubic Library System; Scottsdale, Glendale and Mesa School Districts, museums, elder hostel and schools internationally.

**Presenter: Accent Entertainment Inc.**

**Contact:** Larry Chebowski

**Address:** 2111 South Industrial Park Avenue, Suite #106,  
Tempe, AZ 85282-1923

**Telephone:** (480) 967-7676

**Fax:** (480) 902-0669

**Email:** wheels@extremezone.com **Web:** www:accententertainment.com.

**Description of Performance:**

Entertainment service with a variety of acts, including catering decorating, and inflatables.

**Fee Plus Mileage:**

Depends on entertainer.

**Travel Range:**

Arizona.

**Past Performances:**

Various daycare's, private birthdays, parades, fairs.



**Presenter: Aces Entertainment**

**Contact:** Lynn Roberts

**Address:** 3616 N. 28th Place, Phoenix, AZ 85016

**Telephone:** (602) 553-0704

**Email:** lynnroberts3@home.com

**Description of Performance:**

Musical instrumental/vocal show/demonstration for ages 5-18.

Storyteller, Clown, Clown Band.

**Fee Plus Mileage:**

\$300 and up.

**Travel Range:**

Within 100 miles of Phoenix

**Past Performances:**

Libraries of Phoenix, Scottsdale, Mesa, Tempe, Prescott and Peoria.

**Presenter: "Air Major Flying Dog Show"**

**Contact:** Bill or Kim Watters

**Address:** PO Box 4615, Cave Creek AZ 85327

**Telephone:** (480) 595-0580

**Fax:** (480) 595-0580

**Email:** kim@www.airmajor.com

**Web:** www.airmajor.com

**Description of Performance:**

Unique assembly program that teaches children six key principles of goal setting. Our energetic and upbeat program incorporates an exciting mix of high flying disc dogs, music, and educational lecture. For K-6

**Fee Plus Mileage:**

\$250 in Arizona. Mileage charged if outside Phoenix metro area.

**Travel Range:**

Arizona.

**Past Performances:**

Mesa, Glendale, and Tempe Public Libraries and various elementary schools

**Presenter: Aloha Hoomalimali**

**Contact:** Alice Stewart-Fenwick

**Address:** 8155 E. Crescent Circle, Mesa, AZ 85208-4721

**Telephone:** (480) 986-7293, 924-0746, (480) 830-8124(Beverly Ibbs)

**Description of Performance:**

Performs dances from Polynesian Islands, including Hawaii, Samoa, New Zealand, and Tahiti with appropriate costumes. The Folksteppers, dances of all nations, The LUV clowns, variety shows.

**Fee Plus Mileage:**

\$100/45 minutes to 1 hour program.

**Travel Range:**

Metro Phoenix area; usually no mileage. Can go to Flagstaff; Mileage fee.

**Past Performance:**

Twin Knoll Mobile Home Park, Val Vista Lakes, various nursing homes, churches, schools, hospitals, libraries and private parties.

**Presenter: Dorothy Daniels Anderson**

**Address:** 4311 East Clarendon, Phoenix, AZ 85018

**Telephone:** (602) 957-0462

**Email:** ddastory@worldnet.att.net

**Description of Performance:**

Professional author / storyteller: Dresses in costume and tells stories about Arizona in the "Olden Days." Stories are researched and written by D. Anderson. She will also speak to children about how she writes and tell how to get published.

**Fee Plus Mileage:**

Between \$100-\$300 per hour depending on distance and size of audience. Negotiable.

**Travel Range:**

All of Arizona.

**Past Performances:**

Phoenix Public Library, Douglas Public Library, Glendale Community College Schools; clubs; banquets; conventions; Arizona State Library Association.

**Presenter: The Arboretum of Flagstaff**

**Contact:** Steve Yoder, Education Director

**Address:** 4001 S. Woody Mountain Road, Flagstaff, AZ 86001

**Telephone:** (928) 774-1442 x109

**Fax:** (928) 774-1441

**Email:** Steve.Yoder@nau.edu

**Website:** www.thearb.org

**Description of Performance:**

"The Giving Tree" is a 30-minute program that introduces children to the wide variety of ways people use plants. The presenter involves the children in the audience with a reading of the classic story by Shel Silverstein. Audience members then have the opportunity to handle items from a box filled with objects derived from plants, such as foods, clothing, medicine, paper, and dyes. One of the objects is a live specimen of a threatened or endangered species of plant from the region.

**Fee Plus Mileage:**

\$30 (\$0.34/mile plus \$15/hour travel time outside of Flagstaff).

**Travel Range:**

Northern Arizona.

**Past Performances:**

Flagstaff Unified School District, Flagstaff Montessori Schools, Flagstaff Public Library, and Chino Valley Public Library.

**Presenter: The Arizona Historical Society Museum**

**Contact:** Cynthia Wood

**Address:** 1300 N. College Ave, Tempe, AZ 85281

**Telephone:** (480) 929-0292 ext. 136 or 160

**Fax:** (480) 967-5450

**Web:** www.tempe.gov/ahs

**Description of Performance:**

Living History Outreach Program. Historical character comes in period attire with appropriate props for the presenter's particular time period and gives a 30 to 45 minute program. Characters include a mountain man, conquistador, Lt. Henry Flipper, Sharlot Hall, Frances Willard Munds and Marshal Jack Allen. The program is under expansion to include additional historical personalities.

**Fee Plus Mileage:**

\$80 to \$100 Phoenix metro area, and 30¢ per mile outside Phoenix area. Scholarship money available for rural outreach and at-risk audiences. Call for information.

**Travel Range:**

Arizona.

**Past Performances:**

PERFORMER RESOURCES

Maricopa County Library System, Mesa Public Library, Chandler Public Library, Tempe Parks and Recreation, and Phoenix Public Library System.

**Presenter: Arizona Public Service Company**

**Contact:** Carol Rosson

**Address:** PO Box 53999, Station 8418, Phoenix, AZ 85072

**Telephone:** (602) 250-3418

**Description of Performance:**

Electrical safety materials for elementary age children 1st through 5th grade.

**Fee Plus Mileage:**

Free within APS service territory.

**Travel Range:**

Within APS service territory.

**Presenter: Arizona Science Center**

**Address:** 600 E. Washington Street, Phoenix, AZ 85004

**Telephone:** (602) 716-2000

**Fax:** (602) 716-2099

**Description of Performance:**

The Science Center offers outreach programs for students, teachers, and community groups. Student programs range from in-class workshops on chemistry and engineering to outdoor demonstrations on rocketry and astronomy. Teacher programs are perfect for staff development and include topics such as Desert Science, Aerospace, and Technology. And for community groups, the Science Center offers astronomy workshops that include a brief introduction to telescopes and the Arizona night sky, hands-on activities, and open telescope viewing.

**Fee Plus Mileage:**

Varies

**Travel Range:**

Arizona.

**Past Performances:**

Glendale Public Library, Phoenix Public Library System, Tempe Public Library, and Mesa Public Library.

**Presenter: Penny Artio**

**Address:** 1053 E. Moon Vista, Apache Junction, AZ 85219

**Telephone:** (480) 982- 6376

**Description of Performance:**

Formerly of AZ C.U.B.S. - Central United Bear Society. Presents educational programs about black bears in southwest and northern Arizona. Information includes what to do when a bear is encountered when camping or hiking. Uses video program, "Bear Aware". K-12 grade. Adult Education Programs also available.

**Fee Plus Mileage:**

No fee charged. Mileage is negotiable.

**Travel Range:**

Negotiable.


**Past Performance:**

REI stores and libraries, schools, A.A.L.E.

**Presenter: Doris Asano**

**Address:** 1201 W. Seldon Lane, Phoenix, AZ 85021

**Telephone:** (602) 997-0679



238

**Description of Performance:**

Origami. (creative paperfolding)

**Fee Plus Mileage:**

Does not charge except for materials use. Mileage negotiable.

**Travel Range:**

Phoenix metro area.

**Past Performance:**

Dobson Ranch Library, Mesa Main Library, Arizona Museum for Youth, Phoenix Public Library, Maricopa County Libraries, schools.

**Presenter: Lon Austin**

**Address:** 7361 W. Mescal, Peoria, AZ 85345

**Telephone:** (623) 979-8374

**Description of Performance:**

Songwriter, folksinger, and zen-trained prevaricator. Can perform before all age groups. Lon and wife Sandra are also a resource for locating other valley area acoustic performers. Also performs with Dean Cook as "Arizona Raccoon Tours" and with Trail Dust, a Western group of 11 singers and storytellers, Gold Dust (mining songs and stories), Rail Rust (railroad, songs, stories, poems).

**Fee Plus Mileage:**

Negotiable within Arizona.

**Travel Range:**

Arizona

**Past Performance:**

Sharlot Hall Museum Folk Festival, coffee houses, Peoria Public Library Folk Music series, campouts.

**Presenter: Berta Benally**

**Address:** PO Box 1492, Flagstaff, AZ 86002

**Telephone:** (928) 527-1041

**Description of Performance:**

Native American Dance; Navajo Traditional and Intertribal Dance; Native American storytelling - winter time; Musical group - Black fire; School Residencies. Alter-Natives Jones Benally is first traditional consultant in the U.S. working with the Indian Health Service.

**Fee Plus Mileage:**

Negotiable.

**Travel Range:**

International and U.S.

**Past Performance:**

(1994) Luther Burbank Center; Santa Rosa California; Mesa Libraries; World Soccer Finals; Festival Internationale (LA); Smithsonian Institute; Rome, Italy; Norway; East Germany; Ohio; California; Washington D.C. and many other places.

**Presenter: The Balloon Lady**

**Contact:** Bryce Aspen Stillwater

**Address:** 9755 N. 93rd Way #157, Scottsdale, AZ 85258

**Telephone:** (480)451-9003

**Cell:** (480)688-8017

**Description of Performance:**

A program of light-hearted songs, stories, and balloons is combined with a holiday theme or a theme of world peace and conflict resolution. Each child receives a balloon animal and an opportunity to be an Ambassador of Peace for a country of the world. Guaranteed to bring a smile.



**Fee Plus Mileage:**

\$150 Holiday theme with balloons, \$250 Peace Project with balloons, limit 50.

**Travel Range:**

Arizona and throughout the U.S.

**Past Performances:**

Chandler, Mesa, Peoria libraries. Tempe, Phoenix and Scottsdale libraries in June and July 2001. Salt Lake county and city libraries, yearly since 1992. Public schools; private schools; churches; retirement centers; day care facilities; Corcoran Gallery of Art, Waskington, D.C.; Schools and hospital in El Salvador.

**Presenter: Glenda Bonin, Storyteller**

**Contact:** Glenda Bonin

**Address:** 336 E. 16th Street, Tucson, AZ 85701-2844

**Telephone:** (520) 275-5859 or 1(888) 252-3033 toll-free

**Fax:** (520) 617-0591

**E-Mail:** glenda\_bonin@yahoo.com **Web:** <http://www.storynet.org/directory/index/Bonin>

**Description of Performance:**

Storyteller, story teacher, performer and workshop presenter. Programs tailored to specific group needs and goals and may include puppets or magic. Arizona Commission on the Arts roster artist in Theater and Folk Arts categories. Recipient of Storytelling Fellowship award from the Tucson Pima Arts Council, 2000. Member: National Storytelling Network and Puppeteers of America. Experience with K-12 and post high school. Available for at-risk students/youth, gifted, and community/neighborhood groups.

**Fee Plus Mileage:**

Fees relate to program and audience size. Travel costs included in the negotiated rate.

**Travel Range:**

Arizona

**Past Performances:**

Work includes libraries, schools, colleges, museums, parks/nature sites, camps, and programs for individuals with disabilities. Teacher and mentor for "Teens 'n' Tots," a storytelling program offered at the Tucson Children's Museum (1996-1999).

**Presenter: Bouncin' Buddies**

**Contact:** Ginger Blankemeier

**Address:** 800 Highland Court, Chino Valley, AZ 86323

**Telephone:** (928) 899-2152

**Description of Performance:**

Children's inflatable jumps for birthdays, picnics, office parties. Age 3 and up.

**Fee Plus Mileage:**

\$90 for 4 hours. \$150 for 8 hours.

**Travel Range:**

Tri-City area, Cottonwood, Dewey, Mayer.

**Past Performances:**

YMCA "Healthy Kids Day," "Relay for Life" Cancer Foundation, birthday parties.

**Presenter: Joan Bourque**

**Address:** PO Box 1112, Cornville, AZ 86325

**Telephone:** (928) 634-6606

**Fax:** (928) 639-3483

**Description of Performance:**

Slides, school and Classroom Presentations and Art Activities for Grade 2 – 9. Topics include: "Whose Ocean Is It Anyway?" Ocean Environment, Island Life, Biodiversity in Our Oceans and In Our Lives (shows kids they are as individual as the creatures in the



ocean), Conservation. The Book Project: Helping students write, illustrate and publish their stories.

**Fee Plus Mileage:**

Daily Fee: \$250. plus mileage, Weekly Fee: \$1000. plus mileage and lodging.

**Travel Range:**

Anywhere

**Past Performances:**

Cottonwood Public Library, Sedona Public Library, AZ Book Festival, Cottonwood-Oak Creek School district, Kyrene de la Esperanza Elementary School, Caribbean Islands.

**Presenter: Bradley the Great**

**Contact:** Helen Feuerstein

**Address:** 18012 N. 37th Drive, Glendale, AZ 85308

**Telephone:** (602) 439-2560

**Description of Performance:**

Magic for all ages and magic workshops, birthday parties, banquets, church functions, libraries, schools, retirement homes. All ages.

**Fee Plus Mileage:**

\$100 performance, \$75 workshop.

**Travel Range:**

Arizona

**Past Performances:**

Mirage Elementary Carnival, Canyon Elementary Carnival, Desert Foothills Library, coffee house, hospitals, churches, nursing homes.

**Presenter: Laurie Burke, Pacific Roads Records**

**Contact:** Laurie Burke

**Address:** 2370 W. Hwy 89A, Ste 11-286, Sedona, AZ 86336

**Telephone:** (928) 282-6617

**Description of Performance:**

Musical concert. Has own CD "Dream Songs" which is a collection of lullabies and children's songs.

**Fee Plus Mileage:**

\$150 in Phoenix or Flagstaff, outside of Phoenix or Flagstaff will be an additional fee for lodging and mileage.

**Travel Range:**

Arizona

**Past Performances:**

Flagstaff / Coconino County Library, Cottonwood Public Library, Sedona Arts Festival. Sedona Public Library.

**Presenter: Lollie Butler**

**Address:** 2046 E. 5th Street, Tucson, AZ 85719

**Telephone:** (520) 622-2046

**Description of Performance:**

Author/Storyteller. Topics: Dinosaurs, Animals, Native Americans. Age Level: Preschool, Intermediate, Teens. Publications: The Magical World of Dinosaurs, The Magical World of Prehistoric Animals. Articles in Ladybug and Cricket.

**Fee Plus Mileage:**

Figured on a sliding scale. Call for quote.

**Travel Range:**

Arizona.

**Past Performances:**

PERFORMER RESOURCES

Tanque Verde Schools, Tucson Public Library, Nogales Public Library, Rio Rico Public Library, children's museums. Recipient of the Arizona Commission of the Arts Award.

**Presenter: Frank Cardamone**

**Address:** 825 Patrick Lane, Prescott, AZ 86303

**Telephone:** (928) 717-1760

**Description of Performance:**

Juggling demonstration and workshop.

**Fee Plus Mileage:**

\$50 within Yavapai County

**Travel Range:**

Arizona

**Past Performances:**

Cottonwood, Chino Valley, Sedona and Prescott Public Libraries.

**Presenter: Amelia Caruso, Storyteller**

**Address:** 3505 E. Campbell #9, Phoenix, AZ 85018

**Telephone:** (602) 957-8797

**E-mail:** carusol@qwest.com

**Description of Performance:**

Storytelling for children and adults, with accompanying activities. Arizona history, stories from cultures around the world. Bilingual, Spanish/English stories from Latin America.

School programs can be tailored to suit teaching curriculum.

**Venue restriction:** No shopping malls

**Fee Plus Mileage:**

\$95 single performance, multiple programs negotiable. Phoenix metro area no mileage fee.

Outside metro area, .30/mile and lodging if necessary.

**Travel Range:**

Arizona

**Past Performances:**

Private and public schools, libraries, parks, elderhostels and retirement centers. Historical performances at museums.

**Presenter: CDDJ Disc Jockey Services**

**Contact:** Daniel Davisson

**Address:** 17307 E Calaveras Ave, Fountain Hills, AZ 85268

**Telephone:** (480) 837-1628

**Fax:** (480) 837-4626

**Description of Performance:**

Birthday Parties, Weddings, Carnivals, Dances, Bowling Alleys, Banquets, Parties. All ages.

**Fee Plus Mileage:**

\$35 per hour of 'dj'ing, \$50 for special effect lights (recommended), \$10 deposit to secure the date.

**Travel Range:**

Maricopa County.

**Past Performances:**

Birthday Parties, Fun Nights. Call for customer recommendations.

**Presenter: Coconino County Sheriff's Department**

**Contact:** Captain Terry Lawson

**Address:** PO Box 39, Flagstaff, AZ 86002

**Telephone:** (928)774-4523

**Description of Performance:**

242

Hug-A-Tree program. Teaches children what to do if they become lost in the woods; how to make themselves "big" for helicopters and searchers; and about survival kits.

**Fee Plus Mileage:**

Free.

**Travel Range:**

Coconino County only.

**Past Performances:**

Flagstaff schools.

**Presenter: Coconino Humane Association**

**Contact:** Maura Fahey

**Address:** PO Box 66, Flagstaff, AZ 86002

**Telephone:** (928) 526-1076

**Fax:** (928) 527-9380

**Description of Performance:**

General pet care; special topics: reptile care, animal cruelty and abuse, pet over-population, pet CPR, pet therapy with Delta. Kindergarden through Adult. Able to give age related materials and lectures.

**Fee Plus Mileage:**

None

**Travel Range:**

Coconino County

**Past Performances:**

Over 92 classes in 2000 alone. Schools, civic groups, Red Cross, Kennel clubs, work with local police/sheriff on abuse issues, Delta Society members.

**Presenter: A Conversation With Ben**

**Contact:** Alan J. Prewitt

**Address:** 64 E. Vernon, Phoenix AZ 85004

**Telephone:** (602) 253-5100

**Fax:** (602) 253-3626

**Description of Performance:**

A one-man show performed by award-winning actor/director/playwright Alan Prewitt. He breathes new life into America's best-loved historical figure, Benjamin Franklin. Grades 3-adult.

**Fee Plus Mileage:**

\$175-1 performance, \$275-2 performances back to back plus mileage and lodging.

**Travel Range:**

Arizona/Southwest including California, New Mexico, Nevada.

**Past Performances:**

Schools throughout Phoenix, via satellite to schools across the country. Most recently the Cobre Arts Center in Globe, AZ. Alan is on the Roster of Artists For Arizona Commission on the Arts.

**Presenter: Susan Corl**

**Address:** PO Box 898, Patagonia, AZ 85624

**Telephone:** (520) 394-2926

**E-mail:** susancorl@hotmail.com

**Description of Performance:**

Folk Artist specializing in textiles, gardens and plants, decorative arts, multicultural crafts using natural materials.

Workshops for children and adults: papermaking, bookbinding, masks, puppets, corn husk dolls, colonial crafts, origami,



Books and Pets: Our Friends for Life!

Ukrainian egg decorationg, weaving, quilting, applique and embroidery, global culture, crafts, and festivals, mehndi (henna painting), off-loom beading, gourd crafts, omiyage (Japanese small gifts), paper mache and recycled art. Susan has a wide variety of skills and experience. Contact her for suggestions to connect the arts to a particular theme.

**Fee Plus Mileage:**

\$250 and mileage

**Travel Range:**

Arizona.

**Past Performances:**

Patagonia Public Library, Nogales Public Library, Prescott Public Library, Cave Creek Public Library, Casa Grande Public Library, Very Special Arts Festivals, Pioneer Days, Herb Fairs. Artist in Residence in schools throughout the state. A member of the Arizona Commission on the Arts Roster since 1996.

**Presenter: Cowboy Dan**

**Contact:** Dan Fortney

**Address:** 20238 N. 28th St, Phoenix, AZ 85050

**Telephone:** (602) 228-6448

**Description of Performance:**

Cowboy Dan talks about the working cowboy, using tools of the cowboy, including branding irons, ropes, saddles and other props. He demonstrates roping and branding and also discusses what the cowboy wears and why. 5 – 10 years old

**Fee Plus Mileage:**

\$50 within Maricopa County

**Travel Range:**

Within 50 miles of Phoenix

**Presenter: Jay Cravath**

**Address:** 10438 S. 45 Place, Phoenix, AZ 85044

**Telephone:** (480) 893-1482

**Fax:** (480) 893-1482

**Description of Performance:**

Humanities scholar and multi-instrumentalist, Kokopelli, Music of Arizona Pioneers, Music and Culture of Arizona Native Americans, The Ballad of Arizona, 1000 years of Song-documentary and discussion.

**Fee Plus Mileage:**

Works through Arizona Humanities Council. Programs are offered free by a simple grant. Call AHC at (602) 257-0335. Roster artist for Arizona Commission on the Arts (602)-255-5882. Cravath will also contract directly with organization (480) 893-1482.

**Travel Range:**

Statewide

**Past Performance:**

Phoenix Art Museum, Scottsdale Center for the Arts, Yuma Crossing State Park, various Phoenix and Scottsdale branch libraries.

**Presenter: Craig Davis**

**Address:** 800 W. Encinas St, Gilbert AZ 85233

**Telephone:** (480) 632-7826

**Fax:** (480) 632-7826

**Web:** www.CraigDavismagic.com

**Description of Performance:**

Magic, juggling, comedy, audience involvement, unicycling, trained birds, rope walking. Educational message about the importance of reading. All ages.

**Fee Plus Mileage:**

\$300

**Past Performances:**

Tempe Public Library, Maricopa County Library, Prescott Public Library, Mesa Public Library, Phoenix Public Library & many others plus hundreds of schools around the Southwest.

**Presenter: Jill Detter**

**Address:** 1022 East Keim Drive, Phoenix, AZ 85014

**Telephone:** (602) 274-8076

**E-mail:** [jdetter@lib.ci.phoenix.az.us](mailto:jdetter@lib.ci.phoenix.az.us)

**Description of Performance:**

Storytelling: Folktales and Fairytales, Mother Goose Performance, Creative & Participation Drama, Stories from Around the World. Preschool, Intermediate, Juvenile.

**Fee Plus Mileage:**

Programs start at \$95.

**Travel Range:**

Arizona.

**Past Performances:**

Phoenix Public Library (Central and Branches); Shumway Public School, Chandler; Madison School District; Barnes and Noble Bookstore.

**Presenter: DJ the Clown**

**Address:** PO Box 41955, Phoenix, AZ 85080

**Telephone:** (623) 580-0834

**Description of Performance:**

Balloon sculpturing, pocket magic, magic shows, face painting, balloon bouquets, Santa with a real beard, and more.

**Fee Plus Mileage:**

Varies according to performance. Multiple hours, reduced rates. Mileage charged outside Phoenix metro area.

**Travel Range:**

Arizona.

**Past Performances:**

Glendale Public Library Velma Teague Branch, Maricopa County Libraries, Gila Bend Regional, Tolleson Public Library, Tempe Libraries.

**Presenter: Denise Domning**

**Address:** 4817 E. Cactus #613, Phoenix AZ 85032-7710

**Telephone:** (480) 391-9154

**Fax:** (480) 391-9169

**Email:** [denise@denisedomning.com](mailto:denise@denisedomning.com)

**Web:** [www.denisedomning.com](http://www.denisedomning.com)

**Description of Performance:**

An interactive discussion about European life in the 12th century. The presentation include the use of an overhead projector, with cells of castle, peasant, and city life, clothing and weapon styles, interesting court cases, and historical anecdotes. Historical myths are debunked (i.e. there are no alligators in moats as alligators are a new world animal and had yet to be discovered). Questions from the audience are encouraged so the discussion can follow the interests of the patrons. For 13 years old to adult as all questions, even those having to do with bodily functions, are answered with a forthrightness that is inappropriate for young children.

**Fee Plus Mileage:**

\$50. This fee will be donated back to the library only if the librarian presents a letter of donation on library letterhead just prior to the beginning of the presentation.

**Travel Range:**

Phoenix metropolitan area.

**Past Performances:**

Osborne Middle School, Cactus High School, Desert Mountain School, Maricopa County Library, Shadow Mountain Middle School, and Hillcrest Middle School, among others.

**Presenter: Double Play**

**Contact:** Amy Ridings or Patrick Sciannella

**Address:** PO Box 34406, Phoenix AZ 85067

**Telephone:** (602) 248-8388

**Email:** Fluba2@eaol.com

**Description of Performance:**

Flute and tuba duo present music from Bach to Broadway to Disney! Humorous and historical anecdotes. Demonstrations using a "hose-horn," bottle, and wooden flute help explain the workings of brass/woodwind instruments. Also, learn how a guide dog "works!"  
Preschool to senior.

**Fee Plus Mileage:**

Negotiable, depending on block bookings.

**Travel Range:**

Nation wide.

**Past Performances:**

Sharon Public Library (Mass.), Clermont County Libraries (OH), Sedona, Cottonwood, Prescott, Glendale, Peoria, Litchfield Park and Tucson Arizona.

**Presenter: Don Doyle, Ph.D.**

**Address:** 1903 E. Fairfield St., Mesa, AZ 85203

**Telephone:** (480) 833-3013, (480) 833-8988

**Description of Performance:**

Storyteller. Tells folk tales of world cultures and stories from his own life with universal themes relevant to the audiences. Workshops in all areas of storytelling.

**Fee Plus Mileage:**

\$600 for a full day of concerts and workshops tailored to the group. Less than a day is negotiable.

**Travel Range:**

Arizona

**Past Performances:**

Regular featured teller at storytelling festivals nationally, public and private schools and libraries. Taught storytelling and creative drama at ASU for 29 years.

**Presenter: William Dudley**

**Address:** 3137 W Paradise Ln

**Telephone:** (602) 993-4989

**Email:** bangtale@mindspring.com

**Description of Performance:**

University published poet and poetry editor of Bangtale and Wordprints talks about the origin of letters and a range of poets. The route towards publication is also mentioned. Most of the workshop includes writing and sharing poetry activities. Seven years experience doing workshops in various public libraries. Will work with age groups 6-12 or 13-19, limit 30 per session.

**Fee Plus Mileage:**

\$100 per hour

246



**Travel Range:**

Arizona

**Past Performances:**

Glendale Public Library, Foothills Library, Gilbert Library, Fountain Hills Library.

**Presenter: Flower the Clown**

**Contact:** Valerie Skidmore

**Address:** 9617 N. 120th St., Scottsdale, AZ 85259-6022

**Telephone:** (480) 391-1593

**Description of Performance:**

Puppets, magic, face painting, balloon animals, caricatures, realistic drawings and live puppy. Programs to teach balloon figures and magic tricks. Teach students to study and cope with bullies. How to get A's in school.

**Fee Plus Mileage:**

\$85-\$150, plus expenses if more than 60 miles from Scottsdale. Negotiable for budget constraints.

**Travel Range:**

Arizona.

**Past Performance:**

The White House, Robin Williams family, across the U.S. and Mexico.

**Presenter: Flutterbye Puppets**

**Contact:** Clair Radich

**Address:** 4638 N. 22nd Avenue, Phoenix, AZ 85015-4031

**Telephone:** (602) 246-4043

**Description of Performance:**

Presents wide variety of puppet shows for children, many with a holiday theme and Teddy Bears. Gives workshops for children or adults to make and use puppets. Mother Goose characterization, will do strolling performances.

**Fee Plus Mileage:**

\$50 for 30 minutes, with longer programs and workshops, fee negotiable. Mileage if outside Phoenix metro area.

**Travel Range:**

Arizona

**Past Performances:**

Glendale Public Library, Casa Grande Library, Patagonia Elementary School, Whittier School-Phoenix, Desert Foothills Library.

**Presenter: Folklife Education Project**

**Contact:** Steve Keiffer, "Summerdog"

**Address:** Box 42211, Tucson, AZ 85733

**Telephone:** 1 (800) 374-7428

**Description of Performance:**

Experienced former classroom teacher offering programs on oceans, dinosaurs, outer space, the Middle Ages, ranch lore, wild animals, musical instrument-making, family storytelling and more. Ask for full catalog. Toddler to adult.

**Fee Plus Mileage:**

\$120, no travel fee. \$60 extra for performances at neighboring libraries on the same day.

**Travel Range:**

Arizona

**Past Performances:**

Performed in 46 states and over 70 Arizona libraries. Call for a reference near you.

**Presenter: Folksteppers**

**Contact:** Alice Stewart-Fenwick

**Address:** 8155 E. Crescent Circle, Mesa, AZ 85208-4721

**Telephone:** (602) 986-7293, (602) 924-0746

**Description of Performance:**

Performs dances of all countries, "Trip Around the World," or will concentrate on one country. Performs Irish programs, Israeli Programs, Cinco de Mayo programs and Oktoberfest events. Scandanavian, May Day Events.

**Fee Plus Mileage:**

\$100 for 45 minute to 1 hour program.

**Travel Range:**

Metro Phoenix area, usually no mileage; can go to Flagstaff, mileage fee.

**Past Performances:**

Twin Knolls Mobile Home Park, Val Vista Lakes, various nursing homes, hospitals, churches, schools, and libraries.

**Presenter: Dennis R. Freeman**

**Address:** PMB 377, PO Box 42036, Phoenix, AZ 85080-2036

**Telephone:** (623) 465-7791, (800) 653-1483

**E-mail:** cuento@earthlink.net

**Description of Performance:**

Storyteller, playwright. Topics include Southwest legends, personal narrative and world folklore. Oral historian, specializing in family stories, bi-lingual singer of Western songs. Has CD/cassettes: "Bumper Crop: A harvest of Gathered Stories;" "Crawdads, Dolphins, and Other Acquaintances;" storytelling Video: "Turtle Recall".

**Fee Plus Mileage:**

\$350 - \$650 plus travel if required for one to three same day performances. Will consider lower fees for libraries.

**Travel Range:**

Arizona, Colorado, New Mexico.

**Past Performances:**

Artist in Education, Artist in Residence, Museum of Northern Arizona, Eastern Arizona College, Arizona Western College, Maricopa Community Colleges, Mohave Community College, Desert Caballeros Western Museum.

**Presenter: Roman Galvan**

**Address:** 3166 Gopher Rd, Chino Valley, AZ 86323

**Telephone:** (928) 636-8528

**Description of Performance:**

Multi-National Story Teller, Actor, Singer, Role Player.

**Fee Plus Mileage:**


\$50.00 (1/2 to 1 hr. performance) + mileage (10¢ per mile)

**Travel Range:**

Yavapai County - Northern Arizona

**Past Performances:**

Prescott-Asian; Pacific Legends; Camp Verde Public Library; Mayer Public Library; Cottonwood Public Library; Clarkdale Public Library; Flagstaff Public Library. Roundtable stories as Merlin; Chino Valley-2 years. Director of Summer Drama Program; also multi-lingual, sign singing, sfx make-up, shadow puppetry, Kabuki, Commedia and Greek theater experience.





**Presenter: Margaret K. Garaway**

**Address:** 3600 W. Mesa Ridge Trail, Tucson, AZ 85742-8841

**Telephone:** (520) 579-9321

**Description of Performance:**

Author. Writing workshops. Published: The Old Hogan; Ashkii y el abuelo; Dezbah and the Dancing Tumbleweeds, The Teddy Bear Number Book, Los Numeros Con Ostitis, and Of Hopes & Dreams (1913 Diary). Age level: Preschool, Intermediate, Juvenile. (Spanish / English Audio and paper.)

**Fee Plus Mileage:**

\$300 plus travel expenses and lodging if outside the Tucson area.

**Travel Range:**

Arizona & New Mexico

**Past Performances:**

Schools & Libraries throughout Arizona, University of Arizona, S.E.E.K. Program.

**Presenter: Gloriana Queen of the Faeries, Mother Nature, Betsy Ross**

**Contact:** Leslie Ross

**Address:** 7051 W Cheryl Dr., Peoria AZ 85345

**Telephone:** (623) 334-1928

**Email:** Queengloriana@aol.com

**Description of Performance:**

Gloriana-interactive original story-telling with a moral, faerie dancing, magic wishing feathers. Mother Nature-environmental lessons and songs, stickers.

Betsy Ross-story of how 1st flag "really" came to be designed, hints about colonial life, parade. Gloriana-5 years old to adult. Mother Nature-4-7 years, Betsy Ross-4-10 years

**Fee Plus Mileage:**

Gloriana-\$150 per hour plus \$.25 per mile outside greater Phoenix

Mother Nature-\$100 per 1/2 hour plus \$.25 per mile outside greater Phoenix

Betsy Ross-\$100 per 1/2 hour plus \$.25 per mile outside greater Phoenix

**Travel Range:**

Anywhere. Out of state performances require paid airfare.

**Past Performances:**

Cottonwood Public Library, Scottsdale Library, Avondale Library, Barnes & Noble, Borders, Ballet Arizona, Phoenix Art Museum, Parada del Sol, Kidz Club Metro Center with Presephone & Maxx the Moose.

**Presenter: Great Arizona Puppet Theater**

**Address:** 302 W. Latham St., Phoenix, AZ 85003

**Telephone:** (602) 262-2050

**Description of Performance:**

Extensive repertoire including fairytales; original shows; educational shows on environment, water conservation, Native American legends, endangered species. Puppet shows appropriate for preschoolers through adult and for both large and small audiences. Also performs Navajo and Chinese shadow stories.

**Fee Plus Mileage:**

\$150-\$450, 25¢ per mile outside metro area.

**Travel Range:**

Travel throughout Arizona.

**Past Performances:**

The company performs thousands of performances each year at their theater and at libraries, schools, Churches, community centers, shopping centers, private homes, child

care centers, the Desert Botanical Garden as well as the cities of Phoenix, Mesa, Chandler, Gilbert, and the Phoenix Zoo.

**Presenter: Fatimah Halim**

**Address:** 4133 N. 15th Drive, Phoenix, AZ 85015

**Telephone:** (602) 230-0797

**Description of Performance:**

Author / Storyteller. Urban / Contemporary tales, Black History, Cultural Awareness, Self-Esteem, Kwanzaa. Her programs strive to foster harmonious relationships among groups.

Published: Reflections: Black Women in History, and Kwaanza Workbook.

Age level: Preschool, Intermediate, high school, adult.

**Fee Plus Mileage:**

\$300/hour.

**Travel Range:**

Arizona, or outside of the state.

**Past Performances:**

Phoenix Public Library, Mesa Public Library, Cochise School, Herberger Theater, Phoenix Art Museum, Brazil, and Africa.

**Presenter: Sue and Kyle Harris**

**Address:** 1502 E. Sunnyside Drive, Phoenix, AZ 85020

**Telephone:** (602) 943-8645

**Description of Performance:**

Folksinger, Storytelling, AZ History tie-ins. All ages.

**Fee Plus Mileage:**

Varies, depends on number of shows and mileage.

**Travel Range:**

Arizona

**Past Performances:**

Peoria Public Library, Scottsdale Center for the Arts, Arts in Education, Charlotte Hall Folk Festival.

**Presenter: Heard Museum, Ed. Services**

**Contact:** Gina Laczko

**Address:** 2301 N. Central Avenue, Phoenix, AZ 85004

**Telephone:** (602) 252-8840

**Description of Performance:**

Speakers Bureau consists of slide / lecture presentations on a variety of Southwestern Native American themes with hands-on artifacts. Also available are small traveling exhibits on rain, Hopi Kachina Dolls, and a folk artist from Guatemala. Display is free standing and requires low security and minimum space. A variety of educational activities and information are available on the Internet.

**Fee Plus Mileage:**

Free.

**Travel Range:**

Maricopa County

**Past Performances:**

Provided an exhibit on Rain as the Indians in the Southwest View It, and included both an adult speakers program with slides and a children's program at the Gilbert Public Library, Heard Organization, and Apache Junction Public Library.

**Presenter: B. G. Hennessy**

**Address:** 7837 N. 54th Street

Paradise Valley, AZ 85253  
**Telephone:** (480) 948-5288

**Description of Performance:**

Children's Book Author. Several different 30-45 minute presentations. Early elementary: Introduce books (The Dinosaur Who Lived in My Backyard, Jake baked the

Cake, Road Builders, Dinah Dinosaur Books, etc.) discuss how to choose a subject or character and how I write. Upper Elementary Presentations: Also introduce some of my books but concentrate on the writing process. Middle School: HICCUPS! A writing program I developed. Lively, interactive presentation includes audience participation. Stresses the process of writing and why it's so difficult and why it's worth it.

**Fee Plus Mileage:**

Full Day: 4-5 presentations \$900.00. Half Day: 2-3 presentations \$600.00. One-time speech or keynote fees vary. Phoenix Area no travel charge. Negotiable.

**Travel Range:**

Negotiable.

**Past Performances:**

Arizona Reading Conference, Society of Children's Literature, Scottsdale, Roosevelt, Paradise Valley and Mesa School Districts, Phoenix College, Ottawa University, Arizona Book Festival.

**Presenter: Bill Herron**

**Address:** 8562 E. Broadway, Tucson AZ, 85710

**Telephone:** (520) 733-7000

**Description of Performance:**

45-min. - 1 hour Science Shows, high energy entertainment introducing several concepts of science in an exciting manner, great fun for children 5-12 years old. One hour workshops covering over 40 subjects. Hands-on where we bring the equipment and instructor and the children always make things and take something home. Full-day or half-day sessions that give 5-12 year old children hands on activities on a science subject/concept.

**Fee Plus Mileage:**

Science shows \$150. Workshops, \$3.50 per child up to 35 children, minimum \$90. Full-day, Half-day sessions, widely varies dependent on number of children, length of program equipment involved.

Mileage: Ajo \$50, Sells, Arivaca \$40, Catalina, Oro Valley, Three Points, Vail Sahuarita, \$10, Green Valley, Marana \$20, Tucson, South Tucson, none.

**Travel Range:**

Southern Arizona

**Past Performances:**

Over 50 elementary schools, All YMCA's, 9 parks and Rec KIDCO sites, All Pima Parks and Rec sites, All Tucson Malls, Various Childcare Centers, Old Tucson Studios, Various Churches, 19 Pima County Libraries, bookstores and corporate events.

**Presenter: Humane Society of Southern Arizona**

**Contact:** Marsh Myers

**Address:** 3450 N. Kelvin Blvd, Tucson, AZ 85716


**Telephone:** (520) 321-3704 x125

**Fax:** (520) 325-7190

**E-mail:** mmyers@humane-so-arizona.org

**Web:** www.humane-so-arizona.org

**Description of Performance:**



PERFORMER RESOURCES

A variety of presentations are available on subjects ranging from responsible pet care, desert dangers for pets, and animal cruelty. 6-Adult

**Fee Plus Mileage:**

No fee, but donations gratefully accepted.

**Travel Range:**

Throughout Pima County, other areas with plenty of advance notice.

**Presenter: Heather Irbinskas**

**Address:** PO Box 40, Sonoita, AZ 85637

**Telephone:** (520) 444-2460

**Fax:** (520) 455-9277

**Description of Performance:**

Author. Published: How Jackrabbit Got His Very Long Ears. Soon to be published, "Morgan the Dog," Pembroke Publishing. Preschool.

**Fee Plus Mileage:**

\$200 plus mileage

**Travel Range:**

Statewide.

**Past Performances:**

Walter Douglas, Laguna, Rio Rico Schools, Arizona Young Authors Conference.

**Presenter: Diane Iverson**

**Address:** 2243 Mountain Oak Road, Prescott, AZ 86305

**Telephone:** (928) 541-9304

**Email:** diverson@cableone.net

**Web:** www.primenet.com/~diverson

**Description of Performance:**

Author arrives in hiking gear. Through colorful nature slide presentation, original book illustrations and other visuals, she explains nonfiction research and the process of taking a book from idea to finished product. Program includes a drawing demonstration and Q+A time, approximately 45 minutes.

**Fee Plus Mileage:**

\$200 in Yavapai County (includes mileage)

\$400 the rest of the state (plus mileage)

**Travel Range:**

Speaks throughout the US

**Past Performances:**

Cottonwood Public Library, Chino Valley Library, Phoenix Public Library-Main branch, Prescott Public Library, Abia Judd ES, Coyote Springs ES, Mountain View ES.

**Presenter: J Tank and the Tales of the Unknown**

**Contact:** Jessica or J. Tank

**Address:** P.O. Box 3406, Tempe AZ 85280

**Telephone:** (480) 922-1962

**Fax:** (480) 303-0129

**Email:** jtank@wonderwizards.com

**Web:** www.WonderWizards.com

**Description of Performance:**

Tales of the Unknown is an event filled with Mystery, Mayhem, and Mindreading! You'll participate in unusual demonstrations of ESP and experience tales from beyond our reality! The target age for this performance is Young Adults Between 12 and 17 years old.

**Fee Plus Mileage:**

Single performance fee: \$350.00 (call for

252

special rates on multiple bookings).

**Travel Range:**

Will travel to any library in Maricopa County for no extra fee.

**Past Performances:**

J. Tank has been a professional magical entertainer for 10 years and has been performing all over the Phoenix area. Inquire for more details on this and his other available library shows.

**Presenter: Jamie Showers' Rhythm and Reading Express**

**Contact:** Jamie Showers

**Address:** 4224 West St. John Road, Glendale, AZ 85308

**Telephone:** (602) 938-9888

**Description of Performance:**

Integrative arts experience involving music, dance, and literature, designed exclusively for the 2002 Arizona Reading Program theme. Preschool through third grade.

**Fee Plus Mileage:**

\$125 plus travel expenses

**Travel Range:**

Arizona

**Past Performances:**

Glendale Public Library, Sedona Public Library, Cottonwood Public Library, and other libraries throughout Arizona

**Presenter: Japanese Calligraphy for Peace and Joy**

**Contact:** Solana Yuko Halada

**Address:** 8115 N. 18th St. #112, Phoenix, AZ 85020

**Telephone:** (602) 870-3063

**Email:** Be Yokoshi@aol.com

**Description of Performance:**

The Japanese Calligraphy workshop introduces Japanese symbols and letters as well as the traditional spiritual background of this art form. Children and adults both learn how to increase "ki". This positive energy is the foundation of health and aliveness in our lives and this profound experience of "ki" energy brings a sense of peace and greater happiness. 7 years old to adult.

**Fee Plus Mileage:**

1.5 hours for \$150 (mileage for outside of metropolitan Phoenix)

**Travel Range:**

Arizona

**Past Performances:**

Phoenix Public Library branches, Mesa Public Library, Glendale Public Library, Litchfield Public Library, Carefree Desert Foothill Library, Scottsdale Community College, Khalsa Montessori School, Tesseract School, YMCA, Mesa Public School District, City of Phoenix Summer Program, Phoenix Art Museum, Phoenix Country Day School.

**Presenter: Keith Johnson**

**Address:** 2017 E Cactus Rd Ste G, Phoenix AZ 85022

**Telephone:** (602) 482-8837 home, (602) 531-2088 cell

**Fax:** (602) 485-3834

**Email:** modibo1@juno.com

**Description of Performance:**

"A Journey to West Africa"

PERFORMER RESOURCES

Traditional African folklore with songs and stories, hands on activities; zebra, python, cow, spring bok, skins, balaphon, drums, rattles, wearing African textiles and mask dancing. For K-12.

**Fee Plus Mileage:**

\$200.

**Travel Range:**

State-wide and Valley-wide.

**Past Performances:**

Phoenix Public Library, Arizona Science Center, Arizona Biltmore, Princess Resort, Arizona African Art Museum, Borders Books, Arizona public schools, t.v. stations 5, 10, 3, 15, and 61

**Presenter: Jolly Roger**

**Contact:** Roger Blakiston

**Address:** 502 W. Gleneagles Dr., Phoenix, AZ 85023

**Telephone:** (602) 485-0587

**Description of Performance:**

British children's entertainer. Presents magic, illusions, and educational program including story tricks. Also has a program that consists of games and competition. Longer shows may include games, competitions, and prizes. All ages.

**Fee Plus Mileage:**

Negotiable.

**Travel Range:**

Anywhere.

**Past Performances:**

Maricopa County Libraries, Scottsdale Public Libraries, Apache Junction Public Library, Glendale Public Library, Cottonwood Library, Phoenix Libraries, Coolidge Library.

**Presenter: "Kids on the Block"**

**Contact:** Phyllis Vogelsong

**Address:** 5729 W. Purdue Circle, Glendale, AZ 85302

**Telephone:** (623) 934-4206

**Description of Performance:**

Awareness Issues: Special needs focused puppet show for school-age children. "The Kids On the Block" is a troupe of puppets whose purpose is to help school-age children understand the special needs of those around them. Many of the puppets face such challenges as blindness, leukemia and mental retardation and other social issues.

**Fee Plus Mileage:**

Donation \$50.

**Travel Range:**

Phoenix Metro Area, and other valley locations.

**Past Performances:**

Local schools and libraries.

**Presenter: Kings Magician**

**Contact:** Daniel Kopf

**Address:** P.O. Box 56664, Phoenix AZ 85079-6664

**Telephone:** (602) 230-4353, (877) 949-6013 toll free

**Fax:** (602) 249-6013

**Email:** kingsmagician@hotmail.com

**Web:** www.kingsmagician.com

**Description of Performance:**

251



An educational multicultural comedy-magic-bird show. For smaller audiences, a petting zoo is included featuring birds and small animals from around the world. A family show for 3 years and up.

**Fee Plus Mileage:**

Due to variation in individual circumstances, price is flexible, usually \$125 for a 40 to 50 minute show. For areas outside Maricopa County, mileage and travel expenses may be negotiated, but are normally waived for multiple-performance agreements.

**Travel Range:**

Anywhere.

**Past Performances:**

Laveen Library, Prescott Public Library, Prescott Valley Library, Yuma Area Libraries, schools, churches, birthdays, community events, and many other venues across the states and around the world.

**Presenter: The Kirby Variety Show**

**Contact:** Kirby Soderberg

**Address:** PO Box 1671, Tempe, AZ 85281

**Telephone:** (480) 966-9714

**Description of Performance:**

Jubilant Juggling, Mysterious Masks, Magical Mime, and Crazy Clown Characters! Family show for all ages.

**Fee Plus Mileage:**

Call for prices

**Travel Range:**

Arizona

**Past Performances:**

Phoenix Public Libraries, AZ Renaissance Festival, Scottsdale Culinary Festival, Showboat Hotel/Casino Las Vegas.

**Presenter: Linda Kranz**

**Address:** 3486 N Schevene Blvd., Flagstaff, AZ 86004

**Telephone:** (928) 526-5081

**Fax:** (928) 526-5081

**Description of Performance:**

Journaling is for everyone. Presentation on the importance of keeping a journal. I can speak to children and adults about this process. I show slides about how I come up with ideas to write about. I share stories from other journal writers past and present. Has 6 published books on journaling for children, teens and adults. Ages 5 years old and beyond.

**Fee Plus Mileage:**

\$250 plus travel expenses: mileage, meals, hotel. Can discuss.

**Travel Range:**

Anywhere. We should discuss dates at least 3 months in advance.

**Past Performances:**

Governor's council on aging, Phoenix Public Library, New Mexico Center for the Book, Center for Establishing Dialogue, radio and t.v. in Vancouver with elementary students, Washington School District in Phoenix, three times at the Northern Arizona Book Festival, Arizona Book Festival, and Cambridge MA public school.

**Presenter: Kathryn Lance**

**Contact:** Lynn Beach

**Address:** 3272 N. Glen Creek Dr., Tucson, AZ 85712

**Telephone:** (520) 326-2555

**Fax:** (520) 319-8158

255

**Description of Performance:**

Author of Phantom Valley Series and hard cover book, Going to See Grassy Ella. 2 Ghosts of Fear Street Books: Night of the Werecat and Caution: Aliens at Work. Will make author visits. Talks about writing process, about plots, and interacts with children. Reads from her books. Age level: 4-6th grade.

**Fee Plus Mileage:**

\$50/class or negotiable. If outside of Tucson area must provide transportation.

**Travel Range:**

Tucson area. Will travel outside of Tucson area if transportation is provided.

**Past Performances:**

Tucson schools including Brichta Elementary School, Tanque Verde Elementary School, Fort Lowell Elementary School, Manzanita Elementary School and Mansfield Junior High, and many others.

**Presenter: Anne Lee**

**Address:** 7755 E. Edison, Tucson, AZ 85715

**Telephone:** (520) 751-1402

**Description of Performance:**

Storyteller of Multicultural Tales. K through adult.

**Fee Plus Mileage:**


Negotiable.

**Travel Range:**

Arizona.

**Past Performances:**

Various public libraries, Vail schools, Tucson Unified School District schools, and Tohono Chula Park.



**Presenter: The Life and Times of Laura Ingalls Wilder**

**Contact:** Sharon Cullers

**Address:** 4516 W. Keim Dr., Glendale, AZ 85301

**Telephone:** (623) 937-1256

**Description of Performance:**

Historical Workshop: Movement West and Pioneer Life, historical dance, hands on activities. 5-16 (7-14 ideal)

**Fee Plus Mileage:**

Depends on length of historical explanations and number of activities included.

**Travel Range:**

Dependant upon number of performances/workshops and group size.

**Past Performances:**

All Day Workshops: 6 years all over Arizona (Phoenix, Yuma, Tucson, Sierra Vista, Prescott), 4 years – Pioneer Living History Museum; Birthday Parties (2 hours – Phoenix area); 2 1/2 hour presentation at Apache Junction and Dobson Ranch Libraries.

**Presenter: "Loca Rosa"**

**Contact:** Tish Dvorkin

**Address:** 8043 East Irwin Avenue, Mesa, AZ 85208

**Telephone:** (480) 986-6016

**Fax:** (480) 986-7545

**Email:** locarosa@qwest.net

**Web:** <http://www.users.qwest.net/~locarosa/index.htm>

**Description of Performance:**

Musical storytelling in costume with puppets, props, songs, instruments and lots of audience participation. Specializing in Eastern and Western European multiethnic folk tales



and music. Programs include: "why Dogs Chase Cats and Why Cats Chase Mice" with animal cutouts; "The Little Man as Big As Your Hand With Mustaches Seven Miles Long" with matryushka (Russian stacking dolls); "Game Songs and Stories From Around the World" with toys; "Major League Music" multicultural sports themes with cheers and pom-poms; "Tis the Renaissance Way" with Renaissance/medieval costume and lute; "Yingl Tsingl Khvat (The Brave Boy Tsingl)" by Mani Leib, Jewish poem story with wooden boy and horse puppets; "the Blacksmith" with anvil, horseshoes, balalaika and loshki (Russian stringed instrument and clicking spoons); AND MORE!!!

**Fee Plus Mileage:**

\$150 for one hour program inside greater Phoenix area – 100-mile round trip radius. Fee negotiable outside greater Phoenix area – 45c/mile less first 100 miles each round trip; food/lodging, \$60/day.

**Travel Range:**

Anywhere.

**Past Performances:**

AZ Commission On The Arts roster artist, 1993-2002. Performing Folk Arts, Russian-Jewish Folk Songs and Stories: Mesa, Chandler, Gilbert, Tempe, Scottsdale, Glendale, Peoria and other Public Libraries; Mesa Public Schools 37 performance Fine Arts Tour; Multicultural Festivals at Mesa, Scottsdale, Glendale, Thunderbird, Mohave and other Colleges; Artist in Residence programs in many schools; AND MORE!!! Full publicity package available on request.

**Presenter: Sylvia Long**

**Address:** 8502 E. Welsh Trail, Scottsdale, AZ 85258-1412

**Telephone:** (480) 483-6181

**E-mail:** rabbit8502@aol.com

**Description of Performance:**

Author and Illustrator. Has illustrated the following: Hush Little Baby, Sylvia Long's Mother Goose, Alejandro's Gift, and Ten Little Rabbits. She does author book signings.

**Fee Plus Mileage:**

No fee. Mileage fee for out of town.

**Travel Range:**

Phoenix and occasionally out of town.

**Past Performances:**

Designed T-shirts and postcards for Phoenix library. Participated in a show of original illustrations of children's books held at the Phoenix Public Library.

**Presenter: Cynthia Lukas**

**Address:** 8001 E. Paraiso Drive, Scottsdale, AZ 85255

**Telephone:** (480) 585-6180

**Description of Performance:**

Creative writing and how to get published by an author or teacher. Free lance writer of novels, keynote speaker at various programs for adults and youths, and teaches workshops in creative writing. Published Young Adult novel, Center Stage Summer for children ages 12- 14 years. Teaches writing at Paradise Valley Community College.

**Fee Plus Mileage:**

Standard fee for library program is \$150 plus expenses, school appearance \$200-300/day, educational conferences \$250 and up or negotiable depending on circumstances.

**Travel Range:**

Throughout Arizona, if travel expenses are paid.

**Past Performances:**

Taught at seminars and taught writing workshops for adults and young people. Most recently appeared in conjunction with Young Authors Week in elementary schools as a

leader of workshops. Wrote stories that were published in newspapers and magazines, poetry, also published a novel.

**Presenter: Luv Clowns**

**Contact:** Alice Stewart-Fenwick (Pixie the Clown)

**Address:** 8155 East Crescent Circle, Mesa, AZ 85208-4721

**Telephone:** (480) 986-7293, 924-0746

**Description of Performance:**

Variety of programs including walk around magic tricks, face painting, toy balloon sculptures, puppets, ventriloquism, songs, dances, skits and audience participation.

**Fee Plus Mileage:**

\$60/hour, \$100/2 hours

**Travel Range:**

Metro Phoenix area, generally no mileage, can go to Flagstaff, mileage fee.

**Past Performances:**

East Mesa branch of Mesa Public Library, Chandler Public Library, Toddler's Inn, Junior Village, schools, nursing homes, private parties.

**Presenter: The Magic Guy**

**Contact:** Mark Carter

**Address:** 4241 W Camino Acequia, Phoenix AZ 85051

**Telephone:** (623) 939-0329

**Web:** www.azmagicguy.com

**Description of Performance:**

Comedy magic shows with puppets, ventriloquism, silly props and tricks that seems to never work for Mr. Carter. Mark's Jerry Lewis style is designed purely for laughter. Lots of audience participation. Mark also offers classes on magic, balloon animals, cartooning, and ventriloquism. Call for brochure. Family shows for ages 5-12 and adult.

**Fee Plus Mileage:**

\$75 for 30 minutes for most shows within the Phoenix metro area. Hours and multiple shows available. Classes require extra materials costs. Travel expenses need to be paid.

**Travel Range:**

Anywhere.

**Past Performances:**

Orpheum Theatre, Patriots Park, Scottsdale YMCA, Glendale YWCA, Montessori Charter Schools, most of the libraries in the Phoenix metro area as well as numerous child care facilities and home birthday parties.

**Presenter: The Magic of Christopher**

**Contact:** Christopher Weed

**Address:** 3122 E Kristal Way, Phoenix AZ 85050

**Telephone:** (602) 493-9700

**Fax:** (602) 493-9700

**Email:** ChristopherWeed@aol.com

**Description of Performance:**

Christopher brings the world of reading alive with magic. Arizona's leading children's entertainer combines illusions, comedy, audience participation, reading themes, live animals, and much more to deliver a fun, positive message. The experience of over 5000 performances in the last 20 years is your assurance of quality and professionalism. Magic classes and workshops also available. Call for a comprehensive information kit. Ages 3 to adult

**Fee Plus Mileage:**

Fees vary depending on program selected.

**Travel Range:**

Arizona.

**Past Performances:**

Phoenix Public Library (all 13 branches), Glendale Public Library, Avondale Public Library, Westcor shopping centers, Arizona Science Center, Paradise Valley schools, Phoenix public schools, and many more.

**Presenter: Magical Michael Steel**

**Contact:** Michael Steel

**Address:** 180 Verde St, Clarkdale, AZ 86324

**Telephone:** (928) 634-7985

**Description of Performance:**

There are 2 options. 1) 50 minute variety show includes interactive magic tricks, yo-yo demonstration, juggling, and a "Name That Tune" contest (on flute). 2) Hour and a half yo-yo demonstration and workshop, where children may purchase yo-yos (price range: \$3 to \$15) and learn yo-yo basics and tricks.

**Fee Plus Mileage:**

Variety show only, \$175. Yo-yo demonstration and workshop, \$150.

**Travel Range:**

Arizona, but no further south than Casa Grande

**Past Performances:**

Public Libraries: Glendale, Peoria, Tempe, Apache Junction, Cottonwood, Sedona, and more.

**Presenter: The Magicians**

**Contact:** Paul W. Estes, Prelector of Prestidigitation

**Address:** 1822 North Dayton Street, Phoenix, AZ 85006-2137

**Telephone:** (602) 257-4261

**Fax:** (602) 716-5904

**E-mail:** pwestes@qwest.net

**Description of Performance:**

Interactive magic shows of 30 - 60 minutes for youth and/or adults. 30 years professional experience. Special magic workshops and lecture/demonstration on principles of deception for youth and/or adults. Call or write for information packet.

**Fee Plus Mileage:**

Varies according to program and travel (\$150 minimum)

**Travel Range:**

Arizona.

**Past Performances:**

Public Libraries: Scottsdale, Glendale, Tempe, Mesa, Nogales, Peoria, Phoenix, Sierra Vista, Cottonwood, Camp Verde, Bisbee.

**Presenter: Maricopa County Animal Care and Control Services**

**Contact:** Jullie Bank

**Address:** 2323 S 35th Ave, Phoenix AZ 85009

**Telephone:** (602) 506-3471

**Fax:** (602) 506-2739

**Email:** jbank@mail.maricopa.gov

**Web:** www.pets.maricopa.gov

**Description of Performance:**

Programs available on dog-bite prevention, responsible pet guardianship and incorporating humane education into literature. Mobile Adoption Unit 15 available for special events.

PERFORMER RESOURCES

Interactive discussion and crafts for younger ages. All ages. Prefer groups arranged by age as follows: 5-7 years, 8-12 years, 12 years and up.

**Fee Plus Mileage:**

None. Donations accepted.

**Travel Range:**

Maricopa County.

**Presenter: Carol Merrill**

**Address:** 2210 N. Mohave, Chino Valley, AZ 86323

**Telephone:** (928) 636-0982

**Description of Performance:**

Storytelling and traveling museum relating to Indian stories and folklore.

**Fee Plus Mileage:**

\$65 plus transportation and lodging, if necessary.

**Travel Range:**

Northern Arizona.

**Past Performances:**

Chino Valley Library, Sedona Public Library, Flagstaff Public Library, Cottonwood Public Library.

**Presenter: Mesa Youth Placement Service**

**Contact:** Pris Merlene

**Address:** 1025 N. Country Club Drive, Mesa, AZ 85201-3307

**Telephone:** (480) 472-0570

**Fax:** (480) 472-0528

**Description of Performance:**

Mesa Youth Placement Service is a community funded program providing workshops to students ages 12-19, who live or attend school in the City of Mesa. The workshops are job seeking skills, resume writing, babysitting, and mock interviews. During the month of August we coordinate a "Junior High Jitters" workshop for students entering junior high school and their parents. This workshop helps with the transition of youth from elementary to junior high school.

**Fee Plus Mileage:**

No charge.

**Travel Range:**

Boundaries of City of Mesa.

**Past Performances:**

Provide year round service to youths ages 12-19 in all Mesa Public Junior High and High Schools.

**Presenter: Vi Meyer**

**Address:** 6521 E. Shea Boulevard, Scottsdale, AZ 85254-5064

**Telephone:** (480) 948-6508

**Description of Performance:**

Repertoire includes participatory tales of humor and values. Story genre: Arizona history (costume). fairytales, animal, environment, poetry, renaissance (costume). and Greek myths. Indoor setting preferred. K-6 and adults.

**Fee Plus Mileage:**

\$80 for single performance, approximately 45 minutes. Multiple performances same day, negotiable. With costume add \$20. No mileage fee.

**Travel Range:**

Metropolitan Phoenix area.

**Past Performances:**

Libraries, museums, community colleges, public and private schools, adult meetings, church groups, elder hostel, children's parties, retirement homes. East Valley Tellers of Tales Spring Festival and Fall Telebration. Arizona Historical Society Museum Living History Program as Sharlot Hall and Martha Summerhayes.

**Presenter: Gloria Meyers**

**Address:** 715 W. Congress, Tucson, AZ 85745

**Telephone:** (520) 884-7951

**Description of Performance:**

Storytelling for children and adults. Audience participation with songs, chants, movement and acting. Mostly African and African American stories. Craft workshops on mask-making and tie-dye.

**Fee Plus Mileage:**

\$100 per 45 to 60 minutes session, plus mileage and expenses outside Tucson metro area. Fee for supplies for craft workshops.

**Travel Range:**

Arizona.

**Past Performances:**

Mission Pubic Library, tutor / advisor for Tucson Unified School District African American studies.

**Presenter: Jan Mike**

**Address:** 1118 South Mann Avenue, Tucson, AZ 85710

**Telephone:** (520)790-0732

**Description of Performance:**

Author of 28 books: Desert Seasons, Gift of the Nile, Opossum and the Great Firemaker, and cut-and-color paper doll books about Indian tribes in Arizona. Writing workshops, children to adult.

**Fee Plus Mileage:**

Negotiable plus mileage and expenses

**Travel Range:**

Southern Arizona

**Past Performances:**

Tucson schools, Phoenix Public Library, Southwest Authors Conference Panelist, and Society of Children's Book Writers and Illustrators

**Presenter: Ken and Lynne Mikell**

**Address:** 1285 Meadow Lane, Cottonwood, AZ 86326

**Telephone:** (928) 634-6464

**Description of Performance:**

Traditional Western music and Cowboy poetry, with attention to the Celtic and European origins of Western music. Music and poetry of the rest of the West (non-cowboy).

Storytelling. Harp and guitar.

**Fee Plus Mileage:**

\$100-\$500. Expenses negotiated.

**Travel Range:**

Have guitar, will travel Arizona (call).

**Past Performances:**

Coconino Center for Arts, Desert Botanical Gardens, Prescott Folk Festival, Arizona Storytellers Conference, Arizona Cowboy Poetry Gathering, Sierra Vista Poetry Gathering, performed for Phoenix Boys Choir, presenter at Yavapai Community College and NAU Elder hostels.

**Presenter: Mohave County Animal Control**

**Contact:** Carol Sherrard

**Address:** 950 Buchanan, Kingman, AZ 86401

**Telephone:** (928) 753-5795

**Description of Performance:**

How to avoid dog bites. Pet Care and Responsibility. (For Older Age Groups, High School /Jr. High, euthanasia.)

**Fee Plus Mileage:**

Based on location.

**Travel Range:**

Mohave County; based on staffing.

**Past Performances:**

Local schools, all age groups.

**Presenter: Mohave County Cooperative Extension**

**Address:** 101 E. Beale St., Kingman, AZ 86401

**Telephone:** (928) 753-3788

**Description of Performance:**

Family and consumer education, by contact: Jerry Olson, 4-H; Robin Grumbles, agriculture; Lynne Durrant, family and consumer education.

**Fee Plus Mileage:**

No program fee, contact for mileage.

**Travel Range:**

Mohave County.

**Past Performances:**

Mohave County Library District, Charles C. Royall Memorial Library (Lake Havasu City), and various other libraries and schools throughout Mohave County.

**Presenter: Molar Man a.k.a. Gary Johnson D.D.S.**

**Contact:** Gary Johnson D.D.S.

**Address:** 938 E. Lois Lane, Phoenix, AZ 85020

**Telephone:** (602) 944-7517

**Fax:** (602) 944-1515

**E-Mail:** gjohnson@MolarMan.com

**Web:** www.Molar Man.com (Join the Smile Club!)

**Description of Performance:**

Molar Man is a dental super hero who educates kids about dental health and motivates them to prevent cavities. Molar presents live performances and has a videotape of the presentation with a companion coloring workbook Children aged 4-8.

**Fee Plus Mileage:**

Sliding scale depends on distance traveled. Typically \$200 plus travel expenses. Profits from Molar Man activities are donated to the Healthy Smile Foundation to provide health education, toothbrushes and tooth paste to needy kids.

**Travel Range:**

Arizona

**Past Performances:**

Pre-schools and elementary schools in the Phoenix area for the past 5 years. Also at health fairs and educational venues.

**Presenter: Museum of Northern Arizona**

**Address:** 3101 N. Fort Valley Road, Flagstaff, AZ 86001

**Telephone:** (928) 774-5211 ext. 275, 241, 206

**Description of Performance:**



Puppet shows, docent led programs on archeology, pottery, rock art and prehistoric technologies. Includes a hands on activity.

**Fee Plus Mileage:**

\$2.00 per child.

**Travel Range:**

Flagstaff & Verde Valley area.

**Past Performances:**

Flagstaff Public Library, Cottonwood Public Library, Arizona Book Festival in Phoenix, Flagstaff Heritage Square.

**Presenter: Music Performance Trust Funds; Phoenix Federation of Musicians**

**Contact:** Ted Alan, Administrator

**Address:** 1202 E. Oak St., Phoenix, AZ 85006

**Telephone:** (602) 254-8838

Partially subsidizes any public performance statewide including libraries, schools, and parks. Will refer to area musicians. Hours: Monday and Thursday 1-4 p.m.

**Presenter: The Musician and the Storyteller**

**Contact:** Walt and Lillie Richardson

**Address:** 1035 W 1st St #211

**Telephone:** (480) 966-2587

**Fax:** (480) 966-2587

**Email:** lilliechris@aol.com

**Web:** www.waltrichardson.com/walt@hnotradio.org

**Description of Performance:**

The brother and sister team present a delightful musical concert for young children preschool to third grade. Program includes a visit from their puppet friend "Henri." Children will enjoy a jubilant celebration of familiar songs that they can sing along with. They will also have the opportunity to play-act parts of the stories told. For preschool to third grade.

**Fee Plus Mileage:**

\$300 per 45 minutes. Fee includes sound equipment and preparation.

**Travel Range:**

100 miles.

**Past Performances:**

Westridge Mall Kids Camp, City of Tempe Peanut Butter and Jam Concert, various private engagements.

**Presenter: The Myth Maker**

**Contact:** Marge Fallon

**Address:** PO Box 958, Sedona, AZ 86339

**Telephone:** (928) 203-0794

**E-mail:** Mythmaker1@earthlink.net

**Description of Performance:**

Folk & Fairy Tales, Personal Stories – Audience Participation.

**Fee Plus Mileage:**


Sliding Scale, no mileage

**Travel Range:**

Arizona

**Past Performances:**

Libraries in Yavapai & Coconino Counties, Headstart, Schools (all levels) in both counties, grade schools in Phoenix, private parties, trail rides, Children's Museum-Flagstaff, retire-



ment homes, Boys & Girls Club, Festivals, & founded Sedona storytelling group – The Talespinners.

**Presenter: Nita Vegamora Norman**

**Address:** PO Box 40372, Phoenix, AZ 85067-0372

**Telephone:** (602) 271-9216

**Description of Performance:**

Stories from around the world with arts: origami, kite making, paper hats, hand puppets. Turtle stories and a visit from my three tortoises. Will design a program to meet your needs.

**Fee Plus Mileage:**

Negotiable

**Travel Range:**

Arizona and neighboring states.

**Past Performances:**

Elementary, junior and high schools, senior citizen centers, day care centers, museums and parks throughout Arizona. National Storytelling Conference, San Diego, Multicultural Storytelling Conference, Eugene, Oregon; Haunting in the Hills Storytelling Festival, Knoxville, TN and in a cruise.

**Presenter: Tony Norris**

**Address:** 9475 Doney Park Lane, Flagstaff AZ 86004

**Telephone:** (928) 526-6684

**Description of Performance:**

Storyteller & Music (Guitar). Programs for children and adults that utilize song, story and poetry. Subjects include Arizona history and characters, cowboy stories, songs and poetry, folk tales and personal stories. Folktales of the Southwest, Mexico & Native Americans and Appalachian Program. Workshops on storytelling.

**Fee Plus Mileage:**

\$100 approximately per program and mileage.

**Travel Range:**

Arizona.

**Past Performances:**

Sharlot Hall Folk Festival; Encanto Park Folk Festival; National Cowboy Poetry Gathering, Elko, Nevada; various Arizona school systems.

**Presenter: Grace O'Dair**

**Address:** 1121 Shullenbarger Dr., Flagstaff, AZ 86001

**Telephone:** (928) 774-4187

**Description of Performance:**

Stories for all ages, some with musical accompaniment, participation stories, workshops for peer counseling groups and teachers.

**Fee Plus Mileage:**

Negotiable.

**Travel Range:**

Northern Arizona.

**Past Performances:**

Coconino Center for the Arts, state conferences, elementary and high schools and libraries in AZ. NAU workshop with therapy counseling.

**Presenter: Odessey the Clown**

**Contact:** Deborah Henry

**Address:** 2133 E Quince, Mesa AZ 85213



**Telephone:** (480) 835-6397

**Email:** hahaha@worldnet.att.net

**Web:** www.odyssey@microad.com

**Description of Performance:**

Through the art of clowning "Odyssey" blends fun and laughter with educational facts to teach as well as entertain. She offers a variety of programs promoting reading as well as other fun topics. She is also available to teach classes/workshops for children and adults on clowning, puppeteering, magic, balloon sculpturing, juggling, and face painting. All ages.

**Fee Plus Mileage:**

\$150 per 90 minute program, plus mileage, plus \$3/person supply fee. Workshop/class fees vary.

**Travel Range:**

Arizona

**Past Performances:**

Tempe Public Library, Fountain Hills Library, Chandler Library, Foothills Branch Library.

**Presenter: Pat Oso**

**Address:** 424-C W. Pepper Place, Mesa, AZ 85201

**Telephone:** (480) 890-0792

**Description of Performance:**

Storytelling and workshops in storytelling techniques; multicultural folktales; Tall Tales; myths and legends; interactive stories, Native American stories. Craft projects with multicultural story programs.

**Fee Plus Mileage:**

Negotiable - will work with budgets.

**Travel Range:**

Throughout Arizona. Possibly out of state.

**Past Performances:**

Villa Montessori School, Arizona Childcare Association; Oasis Intergenerational Tutors, National Montessori Conference, many schools, teachers conference, parent groups, fund raisers, Mill Avenue Art Festival, and Artist in Residence Programs, International Education conference on the full potential of the child in Colombia and Ecuador, South America.

**Presenter: Paradise Valley School of Karate**

**Contact:** Michael Wall

**Address:** 13647 N. 32nd St, Phoenix, AZ 85032

**Telephone:** (602) 867-9204

**Email:** pvsok@home.com

**Description of Performance:**

Karate demos and self defense seminars. All ages.

**Fee Plus Mileage:**

Free

**Travel Range:**

5 miles (32nd St Thunderbird)

**Past Performances:**

Demos at public libraries.

**Presenter: Steve Parker, Cartoonist**

**Address:** 4180 N. Bitterwell Dr., Prescott Valley, AZ 86314-7401

**Telephone:** (928) 759-2111

**Description of Performance:**

Cartooning workshops for children.

**Fee Plus Mileage:**

\$185 first hour. More than one group, \$150.

**Travel Range:**

Will travel to Phoenix area.

**Past Performances:**

Scottsdale Public Library, Mesa Public Library.

**Presenter: Sheila Pattison**

**Address:** 9020 E. Saddleback Drive, Tucson, AZ 85749

**Telephone:** (520) 749-4375

**Description of Performance:**

Storyteller of ghost, Irish, Southwest, and campfire stories for preschool through adult.

**Fee Plus Mileage:**

Negotiable plus mileage and expenses.

**Travel Range:**

Southern Arizona

**Past Performances:**

Tucson Public Library, schools, and conference

**Presenter: Phoenix Irish Step Dancers**

**Contact:** Sharon Judd

**Address:** 15 South 20th Avenue, Phoenix, AZ 85009

**Telephone:** (602) 253-1978

**Description of Performance:**

Perform all varieties of traditional Irish dance: Ceili, solo figure dances

**Fee Plus Mileage:**

\$ 250.

**Past Performances:**

Chandler Public Library, performs throughout Arizona.

**Presenter: Phoenix Karate for Kids**

**Contact:** David Rucckert

**Address:** 3329 E. Ball Rd. Suite #5, Phoenix, AZ 85032

**Telephone:** (602) 867-2233 or (602) 359-7484

**Fax:** (602) 482-5829

**E-mail:** dkr3xwc@aol.com

**Description of Performance:**

Taikwando demonstrations, with emphasis on positive mental themes; goal setting, respect, self-control. All ages, target group is 5-18.

**Fee Plus Mileage:**

Free

**Travel Range:**

Northeast Phoenix/Schottsdale area.

**Past Performances:**

Various public and charter schools in the Phoenix area.

**Presenter: Leticia Pizzino, Storyteller**

**Contact:** Jeff, manager

**Address:** PO Box 1282, West Jordan, UT 84084-1282

**Telephone:** 1-800-669-7533

**E-mail:** leticia@intellinginc.com

**Web:** www.intellinginc.com

**Description of Performance:**

266

Leticia is available to present a special storytelling program to coincide with the current summer reading program. Being a professionally-trained singer/musician, she enhances her storytelling with songs and music. Leticia offers a variety of programs, all described in her informational packet (brochure, reviews, and references sent upon request). Her vast repertoire gives her stories for any occasion or age.

**Fee Plus Mileage:**

\$150 for a 45-minute program plus a nominal travel expense.

**Travel Range:**

Leticia is willing to travel throughout the state.

**Past Performances:**

In July 1998 she was invited to perform at 7 Arizona libraries. Since 1995, Leticia has logged more than 50 performances at libraries throughout the state. She also performs at numerous schools and bookstores during each of her visits. She travels regularly and has also toured Wisconsin, California, Nevada, Oregon, Washington, Idaho and Utah. In addition, Leticia has performed at the Utah State Fair and the annual Timpanogos Storytelling Festival (one of the premier storytelling events in the nation).

**Presenter: Planned Parenthood Educational Speakers Bureau**

**Contact:** Diane Dudley

**Address:** 5651 N. 7th Street, Phoenix, AZ 85014

**Telephone:** (602) 263-4244

**Web:** www.ppcna.org

**Description of Performance:**

Trained health care and sexuality educators to give factual and accurate presentations to families, classrooms, and community groups about puberty, dating, and talking to kids about sex. Can also provide information about the consequences of unprotected sexual activity and other health care topics to people of all ages so they can be empowered to make good decisions about their reproductive health. Also provide these programs free of charge at the local libraries in May and October.

**Fee Plus Mileage:**

Free

**Travel Range:**

Maricopa County mostly but will travel to other areas with advance notice.

**Past Performances:**

Presentations in valley include public libraries, area schools, clubs, and various organizations.

**Presenter: Presto Magic Studio**

**Contact:** Barry Schor

**Address:** 2240 N. Scottsdale Road, Suite #7, Tempe, AZ 85281

**Telephone:** (480) 464-4518

**Description of Performance:**

Professional magician specializing in family entertainment. Teaches magic to school age children ages 6-12 years in one time two hour class. Performs at parties, banquets, fund raisers, Bar Mitzvahs, conventions. Presto Magic is also a full service magic store.

**Fee Plus Mileage:**

Cost per student \$5.00 (for classes). Library programs negotiable.

**Travel Range:**

Arizona.

**Past Performances:**

Glendale Community College, Washington School District, Apache Junction Public Library, Chandler Public Library, Scottsdale Public Library, Jewish Community Center, Mesa Public Library

**Presenter: Reptile Adventures, Inc.**

**Contact:** Rich Ihle

**Address:** 1815 W 1st Ave #106, Mesa AZ 85202

**Telephone:** (480) 827-2167

**Email:** radventures@qwest.net

**Web:** reptileadventures.com

**Description of Performance:**

Live educational reptile programs. All ages.

**Fee Plus Mileage:**

Call for current fees and types of programs.

**Travel Range:**

Phoenix Valley and surrounding areas.

**Past Performances:**

Maricopa Library, Apache Junction Library, Gilbert Public Library, Bookmans, Mesa.



**Presenter: Rich Howard Entertainment**

**Address:** 3502 N. 81st Street, Scottsdale, AZ 85251

**Telephone:** (480) 945-9193

**Description of Performance:**

Fast-paced music, magic and juggling. Lots of interaction with children. He invents musical instruments. He demonstrates the process of taking creative ideas and putting them into action.

**Fee Plus Mileage:**

Minimum \$100 per show plus mileage and expenses.

**Travel Range:**

Arizona.

**Past Performances:**

Tolleson Public Library, Scottsdale Public Library, Douglas Public Library, Scottsdale School District, and Page Public Library, Buckeye Public Library, Prescott Public Library, Show Low Public Library.

**Presenter: Martin Juan Rivera, Sr.**

**Address:** PO Box 36734, Tucson, AZ 85740-6734

**Telephone:** (520) 544-4533, (520) 544-8522, (520) 603-4058 cell

**Description of Performance:**

Bilingual Storyteller. Tells stories from the Southwest, Native American tales, and scary stories. Spanish / English. Age level: All ages.

**Fee Plus Mileage:**

\$150 / hour plus mileage and expenses outside of Tucson.

**Travel Range:**

Arizona.

**Past Performances:**

Tolleson Public Library; Littleton School District; Liberty School District; Nogales Public Library; Cochise County Public Library; Gilbert School District; Tucson Unified School District #1; Tucson-Pima Library; Sunnyside School District #12; Rio Colorado Primary School in San Luis; Sommerton School in Sommerton; Albuquerque Story Fiesta and Silver City, N. M. Public Library.

**Presenter: Robb Fullmer Magical Entertainment aka Professor Robb**

**Contact:** Robb Fullmer

**Address:** 4802 N 19th Ave Ste A-145, Phoenix AZ 85015

**Telephone:** (602) 233-2662

**Email:** rfullmer@netzero.com

**Description of Performance:**

Special educational magic shows based on the popular Harry Potter series of books. All of the tricks and routines in the show are tied in with the characters and themes from the books. The show is especially designed for school and library reading programs. Children are encouraged to read the Harry Potter and other books throughout the show. There are other positive messages tied in as well, such as handling peer pressure and making correct choices. The show lasts 40 minutes and plays well for grades K-8.

**Fee Plus Mileage:**

\$150 plus mileage outside of Phoenix metro area.

**Travel Range:**

Statewide or anywhere!

**Past Performances:**

Over 100 libraries and schools across the State, including Fountain Hills Public Library, Desert Sage Library, Century Branch Library, Saguaro Branch Library, Mesquite Branch Library, North Central Regional Library, Juniper Branch Library, Avondale Public Library, Acadia Branch Library, Burton Barr Central Library, Palo Verde Branch Library, Cholla Branch Library, Pendergast Elementary School and many, many more!

**Presenter: Richard Rossner**

**Address:** 8432 E Quarterhorse Tr, Scottsdale AZ 85258

**Telephone:** (480) 596-9191

**Fax:** (480) 922-2724

**Description of Performance:**

Selected readings with voices from Harry Potter books. Elementary through middle school, ages 6-15.

**Fee Plus Mileage:**

\$150 plus mileage.

**Travel Range:**

Arizona.

**Past Performances:**

Scottsdale Mustang Library, Scottsdale Palomino Library, Scottsdale Arabian Library, Scottsdale Civic Center Library, Apache Junction Public Library, Tempe Public Library, Glendale Foothills Branch Library.

**Presenter: Jeffrey Sadow**

**Address:** 8413 E Wilshire Dr, Scottsdale AZ 85257

**Telephone:** (480) 990-8605

**Description of Performance:**

Multi-ethnic storytelling with music and instruments. Flexible and will adapt to needs of libraries.

**Fee Plus Mileage:**

\$150 - \$200 mileage included.

**Travel Range:**

Loves to travel, statewide and out-of-state.

**Past Performances:**

Glendale Public Library, Scottsdale Public Library, Arizona Library Association, Sierra Vista Public Library, Apache Junction Public Library, Prescott Public Library, East Flagstaff Community Library, Sedona Public Library, Forest Lakes Public Library, Pine Public Library, Bagdad Public Library and Mayer Public Library, Pima Public Library, Duncan Public Library, Show Low Public Library, Guadalupe Public Library, Sun Lakes

Public Library, El Mirage Public Library, Buckeye Public Library, Globe Public Library, and Peoria Public Library.

**Presenter: Joan Sandin**

**Address:** 2340 E 4th St, Tucson, AZ 85719

**Telephone:** (520) 881-4481

**Description of Performance:**

Traces a book from an idea to a finished product, showing research material, original sketches, and illustrations. Audience participation. Author/Illustrator of Hill of Fire: Snowshoe Thompson; The long Way Westward; The Long Way to a New Land; series about a Swedish family's immigration; As the Cros Flies; Pioneer Bear. Translated the Linnea books from Swedish to English. Illustrated a reissue of Nathaniel Benchley's Small Woof and A Bear for Miguel. Age level: Preschool, Intermediate. Prefers Small groups.

**Fee Plus Mileage:**

\$400/day plus mileage.

**Travel Range:**

Preferably Arizona.

**Past Performances:**

Schools, teacher and librarian conferences, speaker at Arizona State Library Association and the International Reading Association Regional Conference.

**Presenter: Susan Seats**

**Address:** 4554 E. Paradise Village Parkway North, Apt. 168, Phoenix, AZ 85032

**Telephone:** (602) 996-4363

**Description of Performance:**

Magic: A fun filled hour of magic and humor. Magician "Suzanne" performs a show and then teaches children simple tricks they, too, can perform for friends and family. Humor exercises are interspersed as well. India: Come hear and see the culture of India through the eyes of Susan Seats. Susan took a solo train trip throughout India, visited schools, orphanages, a leper colony and met with Mother Teresa in Calcutta. She has attended Hindu weddings and a cremation ceremony. This is a multimedia presentation with slides, music and various objects.

**Fee Plus Mileage:**

Magic: \$75 plus \$10 for supplies (take home tricks), mileage if over 20 miles. Negotiable.

India: \$50 plus mileage if over 20 miles. Negotiable.

**Travel Range:**

Maricopa County.

**Past Performances:**

Susan Seats, MS has performed numerous shows for audiences of all ages, mainly in the context of her 20 year social service experience working with children. Susan is a state and national speaker. Her topics range from hospice, aids, grief and loss, to healing through humor. Schools and nursing homes, the Jerry Lewis MDA Illinois Chapter telethon in 1987, state and national conventions.

**Presenter: Society for Creative Anacronism**

**Contact:** Alan Shaw, State Coordinator

**Address:** PO Box 317, Mesa, AZ 85211

**Telephone:** (480) 962-6355

**Description of Performance:**

Demonstration of arts, crafts, sciences, or fighting of the Middle Ages and Renaissance.

**Fee Plus Mileage:**

Free to local libraries/schools. Donations accepted.

**Travel Range:**

270



Local groups. Mr. Shaw can put you in contact with a group in your area. Phoenix Metro Area, Prescott, Kingman, Flagstaff, Parker, Lake Havasu, Casa Grande, Globe, Sierra Vista, Yuma, Heber, and Navajo Reservation.

**Past Performances:**

Mesa Public Library, Charles C. Royall Memorial Library, Chandler, Phoenix, Mesa, Scottsdale Elementary, Middle and High Schools.

**Presenter: Sonoran Arthropod Studies Institute**

**Contact:** Steve Prchal

**Address:** PO Box 5624, Tucson, AZ 85703

**Telephone:** (520) 883-3945

**Fax:** (520) 883-2578

**Web:** SASIonline.org

**Description of Performance:**

Educational programs focusing on insects, arachnids and other arthropods. Programs utilize models, graphics and living arthropods.

**Fee Plus Mileage:**

\$100 per day plus mileage; 30¢ per mile.

**Travel Range:**

Southern Arizona, including Phoenix area.

**Past Performances:**

Tucson area: local school districts, day care centers, after school programs, summer day camps; Nogales Library; Sierra Vista.

**Presenter: Mary Ruth Shropshire**

**Address:** 6734 N. Chapultepec Circle, Tucson, AZ 85750

**Telephone:** (520) 529-1161

**Description of Performance:**

Author / Storyteller. Southwestern stories, Folktales. Age level: Preschool through seniors.

**Fee Plus Mileage:**

\$100 plus travel expenses for 45minute to 1 hour presentation, or negotiable for days.

**Travel Range:**

Arizona.

**Past Performances:**

Civic Organizations, preschools through high schools, Churches, and various community activities; charter member and past president of "Tellers of Tales"; Co-Chairman for 3rd annual Arizona Storytellers Conference-1988.

**Presenter: Society of American Magicians**

**Contact:** Dale E. Miller

**Address:** 2348 Tee Dr., Lake Havasu City, AZ 86406

**Telephone:** (928) 453-1309

**Description of Performance:**

Magic show geared towards children of all ages.

**Fee Plus Mileage:**

No program fee for libraries - contact for mileage fee & housing fee if required.

**Travel Range:**


Mohave & La Paz Counties.

**Past Performances:**

Charles C. Royall Memorial Library (LakeHavasu City), Ash Fork Library.

**Presenter: Southwest Brass**

**Contact:** Russ Plylar



**Address:** 2311 W. Windrose Drive, Phoenix, AZ 85029

**Telephone:** (602) 997-9981

**Fax:** (602) 997-9982

**E-mail:** swbrass@amug.org

**Description of Performance:**

You will find that our 3 musical/slide show offerings are perfect for any size performance room. Titles are Jurassic Brass, Star Quest, and Howl With the Wolves. Each show contains unique descriptive music, performed by 2 live trumpeters and customized sound track, entertaining and interactive narration, as well as engaging slides obtained from museums, NASA, and various national parks and state agencies. The shows are flexible in length and can last from 25 minutes to 40 minutes. These shows are very effective for preschool - 6th grade and their families. All three of these shows work well to stimulate interest in reading about dinosaurs, astronomy, and the environment.

**Fee Plus Mileage:**

\$250 + 25 cents a mile outside of Phoenix area.

**Travel Range:**

Statewide and regional.

**Past Performances:**

Phoenix Public Library System - all branches, Scottsdale Public Libraries - various, Glendale Public Library, Mesa Public Libraries - main branch, East Mesa Branch, Dobson Branch.

**Presenter: Starlight Planetarium Productions**

**Contact:** Brian DeWelles

**Address:** 7406 W. Paradise Dr., Peoria, AZ 85345

**Telephone:** (623) 486-0102

**Description of Performance:**

Children and adults have always had natural wonder and curiosity about the night time sky. Let Starlight Planetarium encourage that curiosity and excite the imagination with one of our informative and entertaining planetarium shows performed at your location, with our portable and professional equipment. That's right! The planetarium comes right to you. Shows are designed for preschool to adult. We are now in our 8th year and thousands have learned about the constellations in the Arizona sky, under our dome of stars. This is a great opportunity for your patrons to experience the wonders of the universe. They will have fun while they learn about the fascinating world of astronomy..

**Fee Plus Mileage:**

\$95 for 45 minute show, \$85 for each additional show.\$300 for all day (5 show) rate. 2 show minimum for travel outside the metro Phoenix area. session with telescope.

**Travel Range:**

Arizona.

**Past Performances:**

Most libraries in metropolitan Phoenix. Many libraries throughout the state as well as many elementary schools, parks and recreational departments, and retirement communities statewide.

**Presenter: Joyce A. Story**

272



**Address:** 408 E. Sagebrush Street, Litchfield Park, AZ 85340

**Telephone:** (623) 935-1685

**Description of Performance:**

Storyteller. Favours folktales, especially from Slavic and Hispanic cultures. Third grade and above.

**Fee Plus Mileage:**

\$50 / hour.

**Travel Range:**

Phoenix area.

**Past Performances:**

Elementary and high schools, community college, libraries, churches, Tellabratations.

**Presenter: String Sounds**

**Contact:** Susan Smith

**Address:** 3944 East Oak Street, Phoenix, AZ 85008

**Telephone:** (602) 275-7790

**Fax:** (602) 275-7790

**Description of Performance:**

30 minute program uniting children's literature with string quartet excerpts, a poster illustration and props to make the storytelling more fun. Following the program we offer a hands-on with child-size instruments we provide.

We also have a literature program for preschool and grades 1-3 which we present in schools Six books are featured for early/beginning readers. Storytelling narration introduces each scene. Four professional dancers then perform the characters and action of each story. The first program is appropriate for age three through sixth grade.

**Fee Plus Mileage:**

\$300 for the greater Phoenix metropolitan area.

**Travel Range:**

Approximately 100 miles, depending on schedule availability.

**Past Performances:**

Past performances: Almost all public libraries throughout the greater Phoenix metro.

**Presenter: Tales from the Story Bag presents Harlynn Geisler**

**Address:** 5361 Javier Street, San Diego, CA 92117-3215

**Telephone:** (858) 569-9399

**Fax:** (858)-569-0205

**E-mail:** storybag@juno.com

**Web:** www.storybag.for-kids.com

**Description of Performance:**

\*Woof! Dog Tales Around the World" show (3-12 yr.) includes string figures, riddles, interactive stories, and a craft exercise.

\*With every booking a flier, word search, coloring page, bibliography, small color poster, bookmarks, and press release designed for your library.

\*Harlynn's CD/cassette "A Giant, An Imp, and Two Jacks; Children's Tales from Scotland, Ireland, and England" was recommended in Booklist Magazine and School Library Journal. Free CD given to every booker.

\*Many other shows available for different ages. See website for shows and information on Harlynn as an author.

\*Author of "Tia Miseria," a fairy tale in the book More Ready-to-Tell Tales from Around the World edited by David Holt and Bill Mooney, August House, 2000.

\*Author of Storytelling Professionally; the Nuts and Bolts of a Working Performer, Libraries Unlimited Press, 1997.

**Fee Plus Mileage:**

PERFORMER RESOURCES

\$495/day (which comes to \$165/show for 3 shows which can be at 3 libraries)

**Travel Range:**

Arizona and California

**Past Performances:**

Harlynnne has a master's degree in library science and 14 years experience as a children's librarian. She has been a professional entertainer/storyteller since 1980 and has performed in libraries and schools in 14 states, including two branches in Tucson. See website for references.

**Presenter: Susie Taylor (And Her Band of Friends)**

**Contact:** Susie Taylor or Garry Taylor

**Address:** 4721 E. LaQuinta Way, Flagstaff, AZ 86004

**Telephone:** (928) 526-3155

**Fax:** (928) 526-5840

**E-mail:** sunshineblu@aol.com

**Description of Performance:**

Concerts and Workshops. Concerts for all ages, 50 minutes. Workshops for Grades K-4, 50 minutes, Title: Music As Literature. Also workshops for teachers, librarians, home schoolers, 1-3 hours.

**Fee Plus Mileage:**

\$150/concert, \$150/workshop- children, \$65/participant/workshop -adults.

**Travel Range:**

Anywhere on a paved road in Arizona

**Past Performances:**

Schools, Libraries, Bookstores, County Fairs, Festivals and City Parks.

**Presenter: U.S. Forest Service, Coconino National Forest**

**Contact:** Karen Malis Clark

**Address:** 2323 E. Greenlaw Lane, Flagstaff, AZ 86004

**Telephone:** (928) 527-3492

Call between 7:30 - 4:30, Monday through Friday.

**Description of Performance:**

Smokey Bear and Woodsy Owl present programs on camping safety and fire prevention. 30 minute program for preschool through 3rd grade.

**Fee Plus Mileage:**

No fee

**Travel Range:**

Northern Arizona - will refer to local offices if outside Flagstaff. All invitations depend on availability

**Past Performances:**

Flagstaff Public Library.

**Presenter: "Uniquely Speaking"**

**Contact:** John Nolander

**Address:** 3006 E. Keeling Rd., Hereford, AZ 85615

**Telephone:** (520) 459-8339

**Email:** jnolander@juno.com

**Description of Performance:**

Rollicking library programs for children using ventriloquism, magic, comedy and audience participation. The programs emphasize the promotion of reading and use of libraries. All props and equipment are provided.

**Fee Plus Mileage:**

274

Program length, content and fees negotiable based on performance and library needs. Travel fees negotiable. Call for exact price.

**Travel Range:**

Negotiable.

**Past Performances:**

Sierra Vista Public Library, Copper Queen Library, Nogales Library, Tubac Library, Rio Rico Library, Benson Library, Douglas Library, San Xavier Library, Willcox Library, Arizona Commission on the Arts, Phoenix Metrocenter Kids Club, Mesa Parks and Recreation, Las Vegas Ventriloquist Convention, U.S. Army Chaplains, numerous schools and after-school programs, Arizona Governor's Alliances Against Drugs, Gaslight Theatre in Tucson, Society of American Magicians-Stars of Magic 1995, Center for Substance Abuse-Vecinos Border Project.

**Presenter: Liz Warren**

**Address:** PO Box 825, Tempe, AZ 85280

**Telephone:** (602) 437-1767

**Fax:** (602) 470-0389

**E-mail:** liz@researchedge.com

**Web:** The Hero's Journey Website: <http://www.meli.dist.maricopa.edu/smc/journey>

A Web of Labyrinths: <http://www.meli.dist.maricopa.edu/smc/labyrinth>

**Description of Performance:**

Storyteller specializing in personal stories of growing up in Arizona, multi-cultural folklore, and mythology, especially the Hero's Journey. Workshops on a range of topics in storytelling and mythology. Workshops also available on labyrinths and how to construct them. No age restrictions. Few venue restrictions.

**Fee Plus Mileage:**

Please call for a quote.

**Travel Range:**

Throughout Arizona

**Past Performances:**

Phoenix Public Library's Mosaic in the Mirror Family Festivals, City of Phoenix "Faces of Diversity" Brown Bag Lunch Series, 1st and 2nd annual Tellabstractions in Pine, Patagonia Public Library, South Mountain Community College, Creighton Elementary School District. Artist in Residence at the Arizona Historical Society Museum in Tempe for 2000-2001.

**Presenter: Fran Weissenberg**

**Address:** 3041 N. Willow Creek Drive, Tucson, AZ 85712

**Telephone:** (520) 881-5827

**Description of Performance:**

Author of *The Streets are Paved with Gold*, a natural sequel to *Fiddler on the Roof*, the story of immigrant family growing up in the melting pot of Brooklyn. Articles about bibliotherapy: Cherish your Memories, Immigrants in History, Family. Received the Sidney Taylor Award from the Association of Jewish Libraries. Intermediate, Juvenile.

**Fee Plus Mileage:**

Fee negotiable.

**Travel Range:**

Tucson area.

**Past Performances:**

Copper Creek School (Tucson), Pima Retired Teacher's Association, Synagogues.

**Presenter: Western Arizona Humane Society**

275 -

**Contact:** Victoria Cowper

**Address:** 1100 Empire Drive, Lake Havasu City, AZ 86404

**Telephone:** (928) 855-5097

**E-mail:** wahs@ctaz.com

**Description of Performance:**

Pet safety, responsibility, and dog bite prevention.3 - Senior

**Fee Plus Mileage:**

No fee.

**Travel Range:**

Lake Havasu City, Kingman

**Past Performances:**

Day-care to Seniors

**Presenter: Wildlife World Zoo**

**Contact:** Grey Stafford, PhD

**Address:** 16501 Northern Ave., Litchfield Park AZ 85340

**Telephone:** (623) 935-9453

**Fax:** (623) 935-7499

**Web:** www.wildlifeworld.com

**Description of Performance:**

Animal Adaptations Outreach. Discusses adaptations of animals and differences among birds, reptiles, mammals, and insects. Display up to 6 species. Preschool through 8th grade.

**Fee Plus Mileage:**

\$100 per program.

**Travel Range:**

Phoenix metro area. Other areas include travel surcharge.

**Past Performances:**

Phoenix Public Library and hundreds of Valley schools, day care centers, and hospitals.

**Presenter: Janet Winans**

**Address:** 1108 Mohave Avenue, Parker, AZ 85344

**Telephone:** (928) 669-6578

**Description of Performance:**

Reads poetry, her own and others selected to fit the specified theme. Will discuss the process of writing her experience and the creative process. Exercises in creative writing can be part of the program, if desired.

**Fee Plus Mileage:**

Workshop \$50, Lecture \$75, Performance \$75.

**Travel Range:**

Arizona.

**Past Performances:**

Public schools in Tucson, Phoenix and White River, Arizona; Cottonwood Public library. Has traveled with the Tumbleword Group of Roving Writers in Coolidge & Lake Havasu City.

**Presenter: Rosie Stevens Witcher**

**Address:** 2742 S. Azalea Drive, Tempe, AZ 85282

**Telephone:** (480) 831-3880

**Description of Performance:**

Storyteller of Cajun and Southern Stories (Crayfish Tales and other Southern Delights). Rosie Stevens Witcher has a Master of Fine Arts degree in Theater for Young Audiences. from ASU. All age levels

**Fee Plus Mileage:**

Negotiable.

**Travel Range:**

Arizona.

**Past Performances:**

National celebrations in Sacramento and Scottsdale. Artist in Residence in theatre.

**Presenter: Yavapai County Sheriff's Office**

**Contact:** Sharon Wachter

**Address:** 255 E. Gurley Street, Prescott, AZ 86301

**Telephone:** (928) 771-3275

**Description of Performance:**

Child safety programs, good touch, bad touch, stranger danger. Can arrange for education on most any topic, can schedule deputies, K-9 units etc, to visit groups.

**Fee Plus Mileage:**

None

**Travel Range:**

Yavapai County only

**Past Performances:**

Yavapai County Schools, library groups, pre-schools, etc.

**Presenter: Yavapai Humane Society**

**Contact:** Deborah Abare

**Address:** PO Box 12, Prescott, AZ 86302

**Telephone:** (928)445-2666

**Fax:** (928)445-0331

**E-Mail:** yhumane@cableone.net

**Web:** yavhumanesoc.org

**Description of Performance:**

Stories about shelter animals, describing what a humane society is and what it does. Talking about animal care. Handouts provided. Pre-school through middle school.

**Fee Plus Mileage:** No charge

**Travel Range:** 40 miles from Prescott

**Past Performances:**

**Presenter: Yuma County Humane Society, Inc.**

**Contact:** Lana Hartwell

**Address:** 285 N. Figueroa Ave., Yuma, AZ 85364

**Telephone:** (928) 782-1621

**Fax:** (928) 783-1049

**E-mail:** Ychsi@DigitalDune.net

**Description of Performance:**

Animal care, bite prevention, animal behavior, safety. All ages.

**Fee Plus Mileage:**

No fee if local.

**Travel Range:**

Yuma county, free; out of Yuma County, travel expenses.

**Past Performances:**

Local schools and civic groups.

**DISCLAIMER:**

This list is a starting point for you to contact performers. It is not an endorsement or a complete list of all potential resources. Use the form in the beginning of this section to submit additions. This list is also on your CD-ROM.

If you find information incorrect or would like to make changes, please email Ann-Mary Johnson, Arizona Reads, at [amjohnson@azhumanities.org](mailto:amjohnson@azhumanities.org).



## Presentation Resources Category Listing

<b>Presenter</b>	<b>Category 1</b>	<b>Category 2</b>
Bouncin' Buddies	Active	
Penny Artio	Animals	Nature
"Reptile Adventures, Inc."	Animals	Nature
Wildlife World Zoo	Animals	Nature
Coconino Humane Association	Animals	Pets
Humane Society of Southern Arizona	Animals	Pets
Maricopa County Animal Control Services	Animals	Pets
Mohave County Animal Control	Animals	Pets
Western Arizona Humane Society	Animals	Pets
Yavapai Humane Society	Animals	Pets
Yuma County Humane Society	Animals	Pets
Air Major Flying Dog Show	Animals	Self-Esteem
Museum of Northern Arizona	Archaeology	History
Steve Parker	Arts and Crafts	Cartoonist
Doris Asano	Arts and Crafts	
Japanese Calligraphy for Peace and Joy	Arts and Crafts	
Susan Corl	Arts and Crafts	
Cynthia Lukas	Author	Creative Writing
Jan Mike	Author	Creative Writing
Janet Winans	Author	Creative Writing
Kathryn Lance	Author	Creative Writing
Linda Kranz	Author	Creative Writing
Margaret K. Garaway	Author	Creative Writing
William Dudley	Author	Creative Writing
Joan Sandin	Author	Illustrator
Sylvia Long	Author	Illustrator
Diane Iverson	Author	Nature
Fatimah Halim	Author	Storytelling
Lollie Butler	Author	Storytelling
Mary Ruth Shropshire	Author	Storytelling
B.G. Hennessy	Author	
Fran Weissenberg	Author	
Heather Irbinskas	Author	

## Presentation Resources Category Listing, Continued

<b>Presenter</b>	<b>Category 1</b>	<b>Category 2</b>
Stillwater	Balloons	
Mesa Youth Placement Service	Career	
DJ the Clown	Clown	
Flower the Clown	Clown	
Luv Clowns	Clown	
Odessey the Clown	Clown	
Mohave County Cooperative Extension	Consumer Education	
Folksteppers	Dance	Folklore
Aloha Hoomalimali	Dance	
Phoenix Irish Step Dancers	Dance	
Molar Man	Dental Health	
Cowboy Dan	Folklore	History
Folklife Education Project	Folklore	Storytelling
Keith Johnson	Folklore	
Richard Rossner	Harry Potter	
Coconino County Sheriff's Department	Health and Safety	Nature
Planned Parenthood	Health and Safety	
Yavapai County Sheriff's Office	Health and Safety	
Heard Museum Education Services	History	Art
A Conversation With Ben	History	
Denise Domning	History	
Society for Creative Anacronism	History	
The Arizona Historical Society Museum	History	
The Life and Times of Laura Ingalls Wilder	History	
Frank Cardamone	Juggler	
Paradise Valley School of Karate	Karate	
Phoenix Karate for Kids	Karate	
Bradley the Great	Magic	
Craig Davis	Magic	
J Tank and the Tales of the Unknown	Magic	
Jolly Roger	Magic	
Kings Magician	Magic	
Magical Michael Steele	Magic	

280



## Presentation Resources Category Listing, Continued

<b>Presenter</b>	<b>Category 1</b>	<b>Category 2</b>
Presto Magic Studio	Magic	
Robb Fullmer Magical Entertainment	Magic	
Society of American Magicians	Magic	
Susan Seats	Magic	
The Magic Guy	Magic	
The Magic of Christopher	Magic	
The Magicians	Magic	
Uniquely Speaking	Magic	
Jamie Shower's Rhythm and Reading Express		Music
Dance		
The Musician and the Storyteller	Music	Puppeteer
Ken and Lynne Mikell	Music	Storytelling
Sue and Kyle Harris	Music	Storytelling
CDDJ Disc Jockey Services	Music	
Double Play	Music	
Laurie Burke	Music	
Lillie and Walt Richardson	Music	
Loca Rosa	Music	
Lon Austin	Music	
Music Performance Trust Funds	Music	
Southwest Brass	Music	
String Sounds	Music	
Susie Taylor	Music	
The Arboretum of Flagstaff	Nature	Arts and Crats
Joan Bourque	Nature	Author
Sonoran Arthropod Studies	Nature	
"U.S. Forest Service, Coconino National Forest"		Nature
Flutterbys Puppets	Puppeteer	
Great Arizona Puppet Theater	Puppeteer	
Kids on the Block	Puppeteer	
Arizona Public Service Company	Safety	
Arizona Science Center	Science	
Bill Herron	Science	

## Presentation Resources Category Listing, Continued

<b>Presenter</b>	<b>Category 1</b>	<b>Category 2</b>
Starlight Planetarium Productions	Science	
Dorothy Daniels Anderson	Storytelling	Author
Berta Benally	Storytelling	Dance
Gloriana Queen of the Faires	Storytelling	History
Jay Cravath	Storytelling	Music
Roman Galvan	Storytelling	Music
Tony Norris	Storytelling	Music
Amelia Caruso	Storytelling	
Anne Lee	Storytelling	
Carol Merrill	Storytelling	
Dennis R. Freeman	Storytelling	
Don Doyle	Storytelling	
Glenda Bonin	Storytelling	
Gloria Meyers	Storytelling	
Grace Odair	Storytelling	
Jeffrey Sadow	Storytelling	
Jill Detter	Storytelling	
John Abbott	Storytelling	
Joyce A. Story	Storytelling	
Leticia Pizzino	Storytelling	
Liz Warren	Storytelling	
"Martin Juan Riveria, St."	Storytelling	
Nita Norman	Storytelling	
Pat Oso	Storytelling	
Rosie Stevens Witcher	Storytelling	
Sheila Pattison	Storytelling	
Tales from the Story Bag	Storytelling	
The Myth Maker	Storytelling	
Vi Meyer	Storytelling	
Rich Howard Entertainment	Variety	Magic
The Kirby Variety Show	Variety	Magic
Accent Entertainment Inc.	Variety	
Aces Entertainment	Variety	

CS 510 792



**U.S. Department of Education**  
*Office of Educational Research and Improvement*  
 (OERI)  
*National Library of Education (NLE)*  
*Educational Resources Information Center (ERIC)*



**Reproduction Release**  
 (Specific Document)

**I. DOCUMENT IDENTIFICATION:**

Title: <i>Books and Pets: Our Friends for Life!</i>	
Author(s): <i>Arizona Reading Program</i>	
Corporate Source: <i>K-READ, Austin, TX</i>	Publication Date: <i>January 2002</i>

**II. REPRODUCTION RELEASE:**

In order to disseminate as widely as possible timely and significant materials of interest to the educational community, documents announced in the monthly abstract journal of the ERIC system, Resources in Education (RIE), are usually made available to users in microfiche, reproduced paper copy, and electronic media, and sold through the ERIC Document Reproduction Service (EDRS). Credit is given to the source of each document, and, if reproduction release is granted, one of the following notices is affixed to the document.

If permission is granted to reproduce and disseminate the identified document, please CHECK ONE of the following three options and sign in the indicated space following.

The sample sticker shown below will be affixed to all Level 1 documents	The sample sticker shown below will be affixed to all Level 2A documents	The sample sticker shown below will be affixed to all Level 2B documents
PERMISSION TO REPRODUCE AND DISSEMINATE THIS MATERIAL HAS BEEN GRANTED BY _____ _____ TO THE EDUCATIONAL RESOURCES INFORMATION CENTER (ERIC)	PERMISSION TO REPRODUCE AND DISSEMINATE THIS MATERIAL IN MICROFICHE, AND IN ELECTRONIC MEDIA FOR ERIC COLLECTION SUBSCRIBERS ONLY. HAS BEEN GRANTED BY _____ _____ TO THE EDUCATIONAL RESOURCES INFORMATION CENTER (ERIC)	PERMISSION TO REPRODUCE AND DISSEMINATE THIS MATERIAL IN MICROFICHE ONLY HAS BEEN GRANTED BY _____ _____ TO THE EDUCATIONAL RESOURCES INFORMATION CENTER (ERIC)
Level 1	Level 2A	Level 2B
↑ <input checked="" type="checkbox"/>	↑ <input type="checkbox"/>	↑ <input type="checkbox"/>
Check here for Level 1 release, permitting reproduction and dissemination in microfiche or other ERIC archival media (e.g. electronic) and paper copy.	Check here for Level 2A release, permitting reproduction and dissemination in microfiche and in electronic media for ERIC archival collection subscribers only	Check here for Level 2B release, permitting reproduction and dissemination in microfiche only
Documents will be processed as indicated provided reproduction quality permits. If permission to reproduce is granted, but no box is checked, documents will be processed at Level 1.		

I hereby grant to the Educational Resources Information Center (ERIC) nonexclusive permission to reproduce and disseminate this document as indicated above. Reproduction from the ERIC microfiche, or electronic media by persons other than ERIC employees and its system contractors requires permission from the copyright holder. Exception is made for non-profit reproduction by libraries and other service agencies to satisfy information needs of educators in response to discrete inquiries.

Signature: <i>Ann-Mary Johnson</i>	Printed Name/Position/Title: <i>Ann-Mary Johnson, Arizona Leads Coordinator</i>	
Organization/Address: <i>Arizona Humanities Council 1242 N. Central Avenue Phoenix, AZ 85004</i>	Telephone: <i>602/257-0335 x26</i>	Fax: <i>602/257-0392</i>
	E-mail Address: <i>amjohnson@arizona.org</i>	Date: <i>3/22/02</i>

**III. DOCUMENT AVAILABILITY INFORMATION (FROM NON-ERIC SOURCE):**

If permission to reproduce is not granted to ERIC, or, if you wish ERIC to cite the availability of the document from another source; please provide the following information regarding the availability of the document. (ERIC will not announce a document unless it is publicly available, and a dependable source can be specified. Contributors should also be aware that ERIC selection criteria are significantly more stringent for documents that cannot be made available through EDRS.)