

DOCUMENT RESUME

ED 463 032

JC 020 261

TITLE Iowa Community Colleges Tuition and Fees Report, Academic Year 2001-2002.

INSTITUTION Iowa State Dept. of Education, Des Moines. Div. of Community Colleges.

PUB DATE 2001-11-00

NOTE 23p.; Prepared by the Division of Community Colleges and Workforce Preparation.

AVAILABLE FROM For full text:
<http://www.state.ia.us/educate/CCWP/cc/pubs/tfr02.pdf>.

PUB TYPE Reports - Descriptive (141)

EDRS PRICE MF01/PC01 Plus Postage.

DESCRIPTORS *Access to Education; College Role; *Community Colleges; Comparative Analysis; *Educational Finance; *Enrollment; *Tuition; Two Year Colleges

IDENTIFIERS *Iowa Community College System

ABSTRACT

The document provides information on revenue generated from tuition, fees, and other related financial sources relating to Iowa community college. Findings include: (1) the average annual full-time Iowa community college tuition increased \$714 (49%) from fiscal year 1993 to 2002; (2) the average annual full-time Iowa community college tuition for academic year 2001-2002 increased \$224 (12%) to \$2,162; (3) the difference in annual tuition cost among Iowa community colleges decreased from \$626 in 1993 to \$270 in 2001 and in fiscal year 2002 the difference increased to \$360; (4) in 1980, tuition and fees generated 24% of the total operating funds of Iowa community colleges, but in fiscal year 2001, 39% of the total operating funds of Iowa community colleges was generated through tuition and fees; (5) Iowa community college average tuition is 54% above the national average; (6) Iowa ranks fourth in tuition when compared with surrounding states; (7) in fiscal year 2000, Iowa community colleges collected \$121 million from tuition and fees; and (8) the average community college semester hour tuition rate in the fall term of the year 2001 was \$72.05. The appendix provides specific tuition and fees information for every Iowa community college as well as a breakdown of revenue sources for all Iowa community colleges, from 1980 to 2001. (MKF)

2001-2002 Academic Year Iowa Community Colleges Tuition and Fees Report

U.S. DEPARTMENT OF EDUCATION
Office of Educational Research and Improvement
EDUCATIONAL RESOURCES INFORMATION
CENTER (ERIC)

- This document has been reproduced as received from the person or organization originating it.
 - Minor changes have been made to improve reproduction quality.
-
- Points of view or opinions stated in this document do not necessarily represent official OERI position or policy.



PERMISSION TO REPRODUCE AND
DISSEMINATE THIS MATERIAL HAS
BEEN GRANTED BY

E. Anderson

TO THE EDUCATIONAL RESOURCES
INFORMATION CENTER (ERIC)

1

Iowa Department of Education

Date of Issuance: November 2001

TC020261

Revised 10/23/01
Division of Community Colleges and
Workforce Preparation
515/281-3866

BEST COPY AVAILABLE

State of Iowa
Department of Education
Grimes State Office Building
Des Moines, Iowa
50319-0146

State Board of Education

Corine A. Hadley, President, Newton
Gene E. Vincent, Vice President, Carroll
Charles C. Edwards, Jr., Des Moines
Sally J. Frudden, Charles City
Gregory D. McClain, Cedar Falls
Mary Jean Montgomery, Spencer
Donald L. Roby, Decorah
Kay Wagner, Bettendorf
John C. White, Iowa City

Administration

Ted Stilwill, Director and Executive Officer
of the State Board of Education

Gail Sullivan, Chief of Staff

Division of Community Colleges and Workforce Preparation

Janice Nahra Friedel, Ph.D., Administrator

Bureau of Community Colleges

Evelyn Anderson, Chief

Web Sites

Iowa Department of Education – <http://www.state.ia.us/educate/ccwp/cc/index.html>

It is the policy of the Iowa Department of Education not to discriminate on the basis of race, color, national origin, gender, disability, religion, creed, age or marital status in its programs or employment practices. If you have questions or grievances related to this policy please contact Chief, Bureau of Administration and School Improvement Services, Grimes State Office Building, Des Moines, Iowa 50319-0146, (515) 281-5811.

Executive Summary

The following report provides tuition and fee costs and related information. Some findings include the following:

- The average annual full-time Iowa Community College tuition increased \$714 or 49.3% from fiscal year 1993 to fiscal year 2002.
- The average annual full-time Iowa Community College tuition for academic year 2001-2002 increased \$225 (11.6%) to \$2,162. (As set in the Fall 2001. Tuition may be changed by Board approval between fall and spring terms)
- The difference in annual tuition cost among Iowa Community Colleges decreased from \$626.00 in 1993 to \$270.00 in 2001. In Fiscal Year 2002 the difference between Iowa Community Colleges increased to \$360.00.
- In 1980, tuition and fees generated 24.4% of the total operating funds of Iowa Community Colleges. In fiscal year 2001, 39.0% of the total operating funds of Iowa Community Colleges was generated through tuition and fees.
- *The Chronicle of Higher Education Almanac Issue 2001-2002* cites Iowa Community College average tuition at 54% above the national average.
- Iowa ranks 4th in tuition when compared to the surrounding states of South Dakota, Minnesota, Wisconsin, Illinois, Missouri, Nebraska, and Kansas.
- In fiscal year 2000, Iowa Community Colleges collected \$120.8 million from tuition and fees, which represents 38.74% of the general operating funds. According to the *Tuition Policy of the Board of Regents Report* prepared by the Legislative Fiscal Bureau, in the same year the regent institutions collected \$246.1 million from tuition and fees, representing 30.00% of general university funding.
- The average community college semester hour tuition rate in Fall 2001 is \$72.05. The increase in Fall 2001 semester hour tuition ranges from 8.06% to 17.46%; the state average rate of increase in community college semester tuition in the Fall 2001 is 11.57% over Fall 2000.
- Fees can be a substantial part of the cost at a community college. The percentage of total cost of fees range from community colleges that do not charge fees separately to a high fee charge of \$660.00 out of the total tuition and fees charged of \$2,880.00. (22.92% of the total charges for a 15 hours per semester)

**Iowa Community College Tuition and Fees
2001-2002 Academic year**

TABLE OF CONTENTS

Tuition Comparison within the Iowa Community Colleges

Table 1	Annual Iowa Community College Full-Time Resident Tuition	Page 1
Table 2	Fall 2001 Resident Tuition per Credit Hour.....	Page 2
Table 3	Fall 2001 Resident Tuition per Credit Hour Increase over Fall 2000 Resident Tuition per Credit Hour.....	Page 3

Fees Comparison within the Iowa Community Colleges

Table 4	Annual Community College Full-Time Fees	Page 4
---------	---	--------

Tuition as a Revenue Source for Iowa Community Colleges

Table 5	General Operating Fund Revenues by Source by Iowa Community College	Page 5
Table 6	General Operating Fund Revenues by Source as a Percentage of Total.....	Page 6

National Comparison/Community College Tuition

Table 7	National Average Community College Tuition and Fees	Page 6
Table 8	Comparison of Average Tuition and Fees with Surrounding States ..	Page 7

Tuition Comparison of Iowa Community Colleges and Iowa Regent Institutions

Table 9	Annual Full-Time Tuition Rates Comparison	Page 8
Table 10	Annual Full-Time Tuition Increase in Dollars	Page 9
Table 11	Annual Full-Time Tuition Increase – Percentage Increases: Community Colleges vs. Regent Institutions	Page 10

Appendix Tables

Table A	Iowa Community Colleges Resident Tuition and Fees	Page 12
Table B	Iowa Community Colleges Resident per Credit Hour Tuition	Page 13
Table C	Iowa Community Colleges Non-Resident Tuition	Page 14
Table D	Iowa Community Colleges Recurring Fees for Full-time Students.....	Page 15
Table E	Iowa Community Colleges Tuition and Fees for Adults in Selected Adult Education Programs	Page 16
Table F	Iowa Community Colleges Other Fees	Page 17
Table G	Iowa Community Colleges Sources of Revenue.....	Page 18

Tuition Comparison within the Iowa Community Colleges

Table 1 demonstrates how the average annual tuition for Iowa Community Colleges continues to become more uniform across the state. Iowa code limits the total tuition for Iowa residents attending community colleges so as not to exceed the lowest tuition rate per semester charged by a regent institution for a full-time resident student.

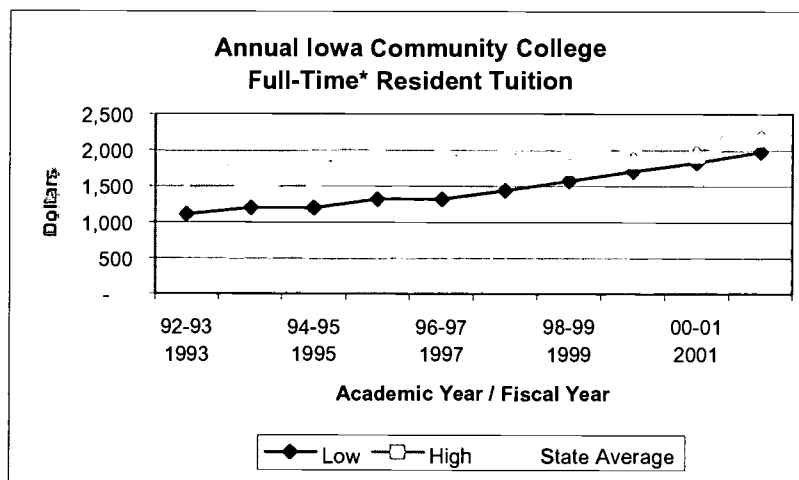
- Since 1993, the difference from the highest annual tuition to lowest annual tuition has decreased from \$626.00 in fiscal year 1993, to \$360.00 in fiscal year 2002.
- Over this period of time, the community college with the highest annual tuition increased \$604.00 or 38.4% while the lowest annual tuition increased \$870.00 or 78.4%.
- The total increase in annual full-time average tuition over the time period from 1993-2002 is \$714.00 or 49.3%.

Table 1: Annual Iowa Community College Full-Time* Resident Tuition

Fiscal Year	1993	1994	1995	1996	1997	1998	1999	2000	2001	2002
Academic Year	92-93	93-94	94-95	95-96	96-97	97-98	98-99	99-00	00-01	01-02
Low	1,110	1,200	1,200	1,320	1,320	1,440	1,575	1,710	1,830	1,980
High	1,736	1,820	1,830	1,920	1,920	1,950	1,980	2,040	2,100	2,340
State Average	1,448	1,491	1,557	1,613	1,644	1,698	1,762	1,856	1,937	2,162

Source: 2000-2001 Academic Year, Iowa Community Colleges, Tuition and Fees Report, Issued January 2001; Electronic 2001-2002 tuition survey data submitted by Iowa Community Colleges and compiled by the Iowa Department of Education.

Figure 1



Source: 2000-2001 Academic Year, Iowa Community Colleges, Tuition and Fees Report, Issued January 2001; Electronic 2001-2002 tuition survey data submitted by Iowa Community Colleges and compiled by the Iowa Department of Education.

* Based upon 15 credits per term.

Tuition Comparison within the Iowa Community Colleges (*continued*)

Table 2 reflects the same trend toward a more uniform tuition rate per credit hour.

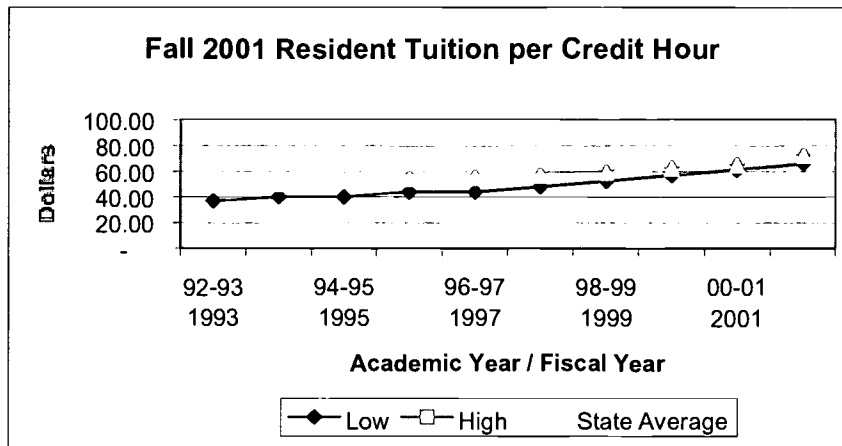
- Over the past ten years, the average per credit hour tuition rate has increased \$22.95.
- The difference between the highest per credit hour rate and lowest per credit hour rate decreased from \$27.50 in fiscal year 1993 to \$12.00 in fiscal year 2002.
- In Fall 2001, the average per credit hour tuition is \$72.05.

Table 2: Fall 2001 Resident Tuition Per Credit Hour

Fiscal Year	1993	1994	1995	1996	1997	1998	1999	2000	2001	2002
Academic Year	92-93	93-94	94-95	95-96	96-97	97-98	98-99	99-00	00-01	01-02
Low	37.00	40.00	40.00	44.00	44.00	48.00	52.50	57.00	61.00	66.00
High	64.50	65.00	65.00	64.00	64.00	65.00	66.00	68.00	70.00	78.00
State Average	49.10	50.00	52.20	53.77	54.79	56.60	58.72	61.88	64.58	72.05

Source: 2000-2001 Academic Year, Iowa Community Colleges, Tuition and Fees Report, Issued January 2001; Electronic 2001-2002 tuition survey data submitted by Iowa Community Colleges and compiled by the Iowa Department of Education

Figure 2



Source: 2000-2001 Academic Year, Iowa Community Colleges, Tuition and Fees Report, Issued January 2001; Electronic 2001-2002 tuition survey data submitted by Iowa Community Colleges and compiled by the Iowa Department of Education.

Tuition Comparison within the Iowa Community Colleges (*continued*)

Table 3 shows the increase in per credit hour tuition charged by the individual 15 Iowa community colleges.

- The largest per credit hour increase in tuition from Fall 2000 to Fall 2001 is \$11, or 17.46%.
- The difference between the highest per credit hour rate and lowest per credit hour rate for Fall 2001 is \$12 per credit hour.
- In Fall 2001, the average per credit hour tuition is \$72.05.

Table 3: Fall 2001 Resident Tuition Per Credit Hour Increase over Fall 2000 Tuition Per Credit Hour

Community College	Fall 2000 Tuition Per Credit Hour	Fall 2001 Tuition Per Credit Hour	Dollar Increase	Percent Increase
Northeast Iowa	\$ 70.00	\$ 78.00	\$ 8.00	11.43 %
North Iowa Area	\$ 64.65	\$ 71.75	\$ 7.10	10.98 %
Iowa Lakes	\$ 63.00	\$ 73.00	\$ 10.00	15.87 %
Northwest Iowa	\$ 61.00	\$ 66.00	\$ 5.00	8.20 %
Iowa Central	\$ 61.00	\$ 69.00	\$ 8.00	13.11 %
Iowa Valley *	\$ 65.00	\$ 74.00	\$ 9.00	13.85 %
Hawkeye	\$ 70.00	\$ 76.00	\$ 6.00	8.57 %
Eastern Iowa	\$ 65.00	\$ 72.00	\$ 7.00	10.77 %
Kirkwood	\$ 65.00	\$ 73.00	\$ 8.00	12.31 %
Des Moines Area	\$ 61.00	\$ 67.00	\$ 6.00	9.84 %
Western Iowa Tech	\$ 63.00	\$ 74.00	\$ 11.00	17.46 %
Iowa Western	\$ 70.00	\$ 77.00	\$ 7.00	10.00 %
Southwestern	\$ 62.00	\$ 67.00	\$ 5.00	8.06 %
Indian Hills	\$ 62.00	\$ 69.00	\$ 7.00	11.29 %
Southeastern	\$ 66.00	\$ 74.00	\$ 8.00	12.12 %
Average	\$ 64.58	\$ 72.05	\$ 7.47	11.57 %

* Iowa Valley increased their per credit hour tuition in the Spring of 2001 from \$65.00 to \$67.00. This is part of the increase as shown above. Had the \$67.00 been used for comparative purposes, their increase would have been \$7, or 10.45% increase. That would change the state average increase to \$7.34, or 11.34%.

Source: 2000-2001 Academic Year, Iowa Community Colleges, Tuition and Fees Report, Issued January 2001; Electronic 2001-2002 tuition survey data submitted by Iowa Community Colleges and compiled by the Iowa Department of Education.



Fees Comparison within the Iowa Community Colleges

Table 4 reflects the fees charged at each community college. Some colleges do not charge a separate fee in addition to their tuition charge. The low fee charged does not consider those colleges who do not charge separate fees. The purpose of fees charged varies from college to college. These fees are only basic fees charged and do not include any program specific fees that may be charged. See Page 15 for a detailed listing of fees charged by college.

- Over the past six years, the average per credit hour fee rate has increased \$37.85.
- In Fall 2001, the average per credit hour fees is \$260.52.

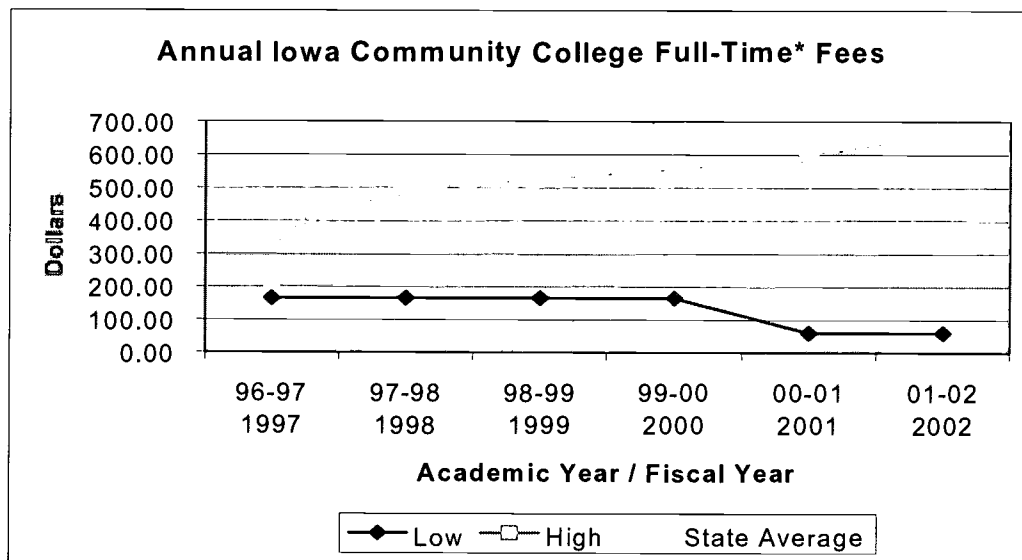
Table 4: Annual Iowa Community College Full-Time* Fees

Fiscal Year	1997	1998	1999	2000	2001	2002
Academic Year	96-97	97-98	98-99	99-00	00-01	01-02
	(1)	(1)	(2)	(3)	(4)	(4)
Low	165.00	165.00	165.00	165.00	60.00	60.00
High	361.00	495.00	525.00	555.00	600.00	660.00
State Average	222.67	251.21	254.65	254.65	249.50	260.52

Source: Fiscal Years 1997 through 1999 data from historical computer files; Fiscal year 2000 and 2001 data from 2000-2001 Academic Year, Iowa Community Colleges, Tuition and Fees Report, Issued January 2001; Fiscal Year 2002 data from electronic 2001-2002 tuition survey data submitted by Iowa Community Colleges and compiled by the Iowa Department of Education.

- (1) Kirkwood did not charge separate fees.
- (2) Kirkwood and Indian Hills did not charge separate fees.
- (3) Kirkwood, Indian Hills, and Southeastern did not charge separate fees.
- (4) Eastern Iowa, Kirkwood, and Southeastern did not charge separate fees. Indian Hills only charges a 20 per term (3 terms) Health fee for full-time Ottumwa campus day only.

Figure 3



Source: Fiscal Years 1997 through 1999 data from historical computer files; Fiscal year 2000 and 2001 data from 2000-2001 Academic Year, Iowa Community Colleges, Tuition and Fees Report, Issued January 2001; Fiscal Year 2002 data from electronic 2001-2002 tuition survey data submitted by Iowa Community Colleges and compiled by the Iowa Department of Education.

* Based on 15 Credit Hours

Revised 10/23/01
 Division of Community Colleges and
 Workforce Preparation
 515/281-3866

Tuition as a Revenue Source for Iowa Community Colleges

Tables 5 and 6 reflect the major sources of revenue for the Iowa Community College system. The trend continues where the portion of Iowa Community College's general operating funds generated through tuition and fees is increasing and the portion derived from state general aid, local, and federal revenues are decreasing.

Table 5: General Operating Fund Revenues* by Source by Iowa Community College

Fiscal Year	1980	1985	1990	1995	2000	2001
Tuition & Fees	20,770,856	39,081,844	59,083,307	88,787,614	120,842,833	126,492,784
Local	10,292,235	13,509,424	14,795,294	15,411,635	18,185,022	18,974,313
State	42,168,500	57,304,653	87,986,508	115,470,717	141,577,403	147,577,403
Federal	9,499,673	7,763,792	9,647,666	9,724,727	10,599,091	11,019,583
Other	2,442,607	5,606,917	8,630,027	11,074,989	20,713,200	20,255,115

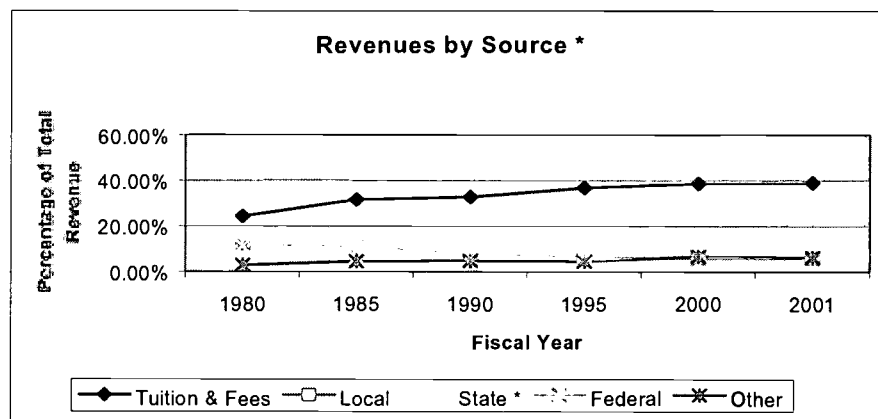
Source: 1980 through 2000 data taken from the 2000-2001 Academic Year, Iowa Community Colleges, Tuition and Fees Report, Issued January 2001 (Source: AS-15E's, Fund 1); Annual Report Fiscal Year 2000-2001, Unrestricted General Fund, Fund 1.

Table 6: General Operating Fund Revenues* by Source as a Percentage of Total Revenues

Fiscal Year	Tuition & Fees	Local	State	Federal	Other	Total
1980	24.39%	12.08%	49.51%	11.15%	2.87%	100%
1985	31.71%	10.96%	46.49%	6.30%	4.55%	100%
1990	32.80%	8.21%	48.84%	5.36%	4.79%	100%
1995	36.92%	6.41%	48.02%	4.04%	4.61%	100%
2000	38.74%	5.83%	45.39%	3.40%	6.64%	100%
2001	39.00%	5.85%	45.50%	3.40%	6.25%	100%

Source: 1980 through 2000 data taken from the 2000-2001 Academic Year, Iowa Community Colleges, Tuition and Fees Report, Issued January 2001 (Source: AS-15E's, Fund 1); Annual Report Fiscal Year 2000-2001, Unrestricted General Fund, Fund 1.

Figure 4



Source: 1980 through 2000 data taken from the 2000-2001 Academic Year, Iowa Community Colleges, Tuition and Fees Report, Issued January 2001 (Source: AS-15E's, Fund 1); Annual Report Fiscal Year 2000-2001, Unrestricted General Fund, Fund 1.

* Unrestricted portion

Revised 10/23/01
 Division of Community Colleges and
 Workforce Preparation
 515/281-3866

National Comparison/Community College Tuition and Fees

The following information uses data from *The Chronicle of Higher Education, Almanac Issue 2001-2002*. This report provides the most recent national higher education tuition data available. The information will differ from the previous section as the *Chronicle* data is based on information supplied to the U.S. Department of Education and includes student fees. Iowa Department of Education tables are based on information provided and verified by Iowa Community Colleges to the Bureau of Community Colleges.

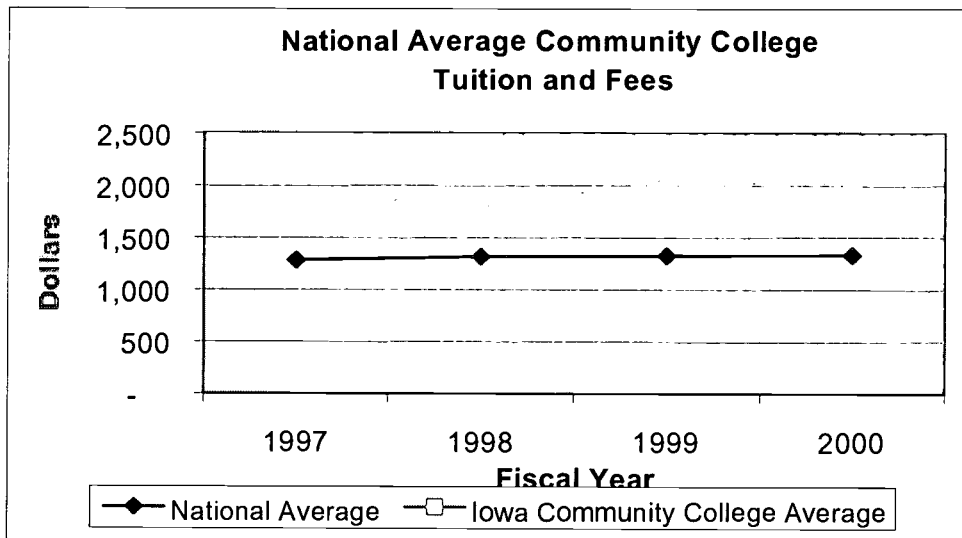
- From 1996-97 to 1999-00, Iowa's tuition increased 11.96% while the national average increased 4.13%.
- Of the surrounding states, Iowa ranks 4 out of 8 in average tuition cost.
- Iowa Community College average tuition of \$2,060 in Fiscal year 2000, is \$724 or 54.19% above the national average of \$1,336.

Table 7: National Average Community College Tuition and Fees

Fiscal Year	1997	1998	1999	2000	\$ Difference 97-00	% Increase
National Average	1,283	1,318	1,328	1,336	53	4.13%
Iowa Community College Average	1,840	1,885	1,975	2,060	220	11.96%

Source: The Chronicle of Higher Education Almanac Issue: 1998-1999; 1999-2000; 2000-2001; and 2001-2002.

Figure 5



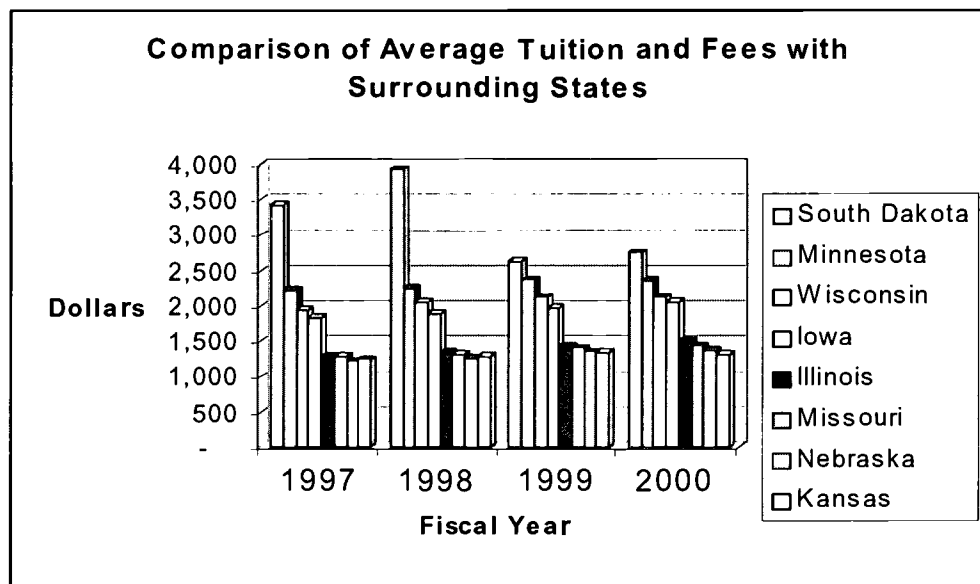
Source: The Chronicle of Higher Education Almanac Issue: 1998-1999; 1999-2000; 2000-2001; and 2001-2002.

Table 8: Comparison of Average Tuition and Fees with Surrounding States

Fiscal Year	1997	1998	1999	2000	\$ Difference 97-00	% Difference
South Dakota	3,430	3,930	2,634	2,747	-683	-19.91%
Minnesota	2,219	2,245	2,365	2,359	140	6.31%
Wisconsin	1,942	2,061	2,120	2,118	176	9.06%
Iowa	1,840	1,885	1,975	2,060	220	11.96%
Illinois	1,290	1,347	1,423	1,502	212	16.43%
Missouri	1,283	1,311	1,411	1,443	160	12.47%
Nebraska	1,224	1,267	1,354	1,372	148	12.09%
Kansas	1,244	1,285	1,344	1,310	66	5.31%

Source: The Chronicle of Higher Education Almanac Issue: 1998-1999; 1999-2000; 2000-2001; and 2001-2002.

Figure 6



Source: The Chronicle of Higher Education Almanac Issue: 1998-1999; 1999-2000; 2000-2001; and 2001-2002.

Tuition Comparison of Iowa Community Colleges and Iowa Regent Institutions

Tables 9, 10, and 11 provide a comparison of the Iowa Community College average annual full-time resident tuition rate to the average tuition rate of Iowa Regent institutions.

- The Iowa Regent institutions increased tuition between 3-5% annually from 1993 through 2001. In 2002, the average tuition increased 7.2%.
- Iowa Community Colleges increased tuition between 3-5% annually from 1993 through 2001. In 2002, the average tuition increased 11.6%.
- Iowa Community College tuition increased a total of 49.3% between fiscal year 1993 and fiscal year 2002 compared to 49.2% increase for the regent institutions in the same period of time.
- In 2001-2002, the Regent institutions capped their full-time resident tuition at the three universities at \$3,116.
- Three (3) Iowa Community Colleges have tuition caps. Iowa Community College caps range from 19-21 credits. (Students are not charged the per credit hour costs for taking courses above the cap)

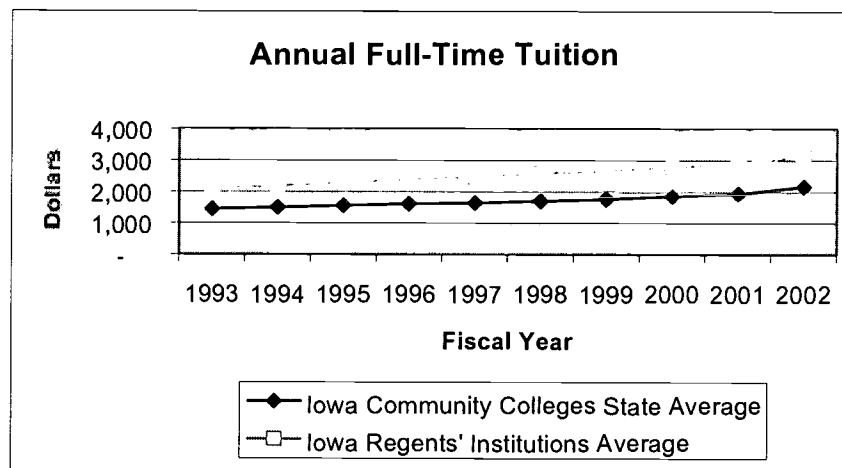
Table 9: Annual Full-Time* Tuition Rates Comparison

Fiscal Year	1993	1994	1995	1996	1997	1998	1999	2000	2001	2002
Iowa Community Colleges	1,448	1,491	1,557	1,613	1,644	1,698	1,762	1,856	1,937	2,162
State Average Tuition										
Iowa Regent Institutions Average Tuition	2,088	2,192	2,291	2,400	2,472	2,566	2,666	2,786	2,906	3,116

* (15 hours for Iowa Community Colleges; full-time for Iowa Regent institutions)

Source: 2000-2001 Academic Year, Iowa Community Colleges, Tuition and Fees Report, Issued January 2001; Electronic 2001-2002 tuition survey data submitted by Iowa Community Colleges and compiled by the Iowa Department of Education; Regents information obtained via the Iowa Board of Regents web site.

Figure 7



Source: 2000-2001 Academic Year, Iowa Community Colleges, Tuition and Fees Report, Issued January 2001; Electronic 2001-2002 tuition survey data submitted by Iowa Community Colleges and compiled by the Iowa Department of Education; Regents information obtained via the Iowa Board of Regents web site.

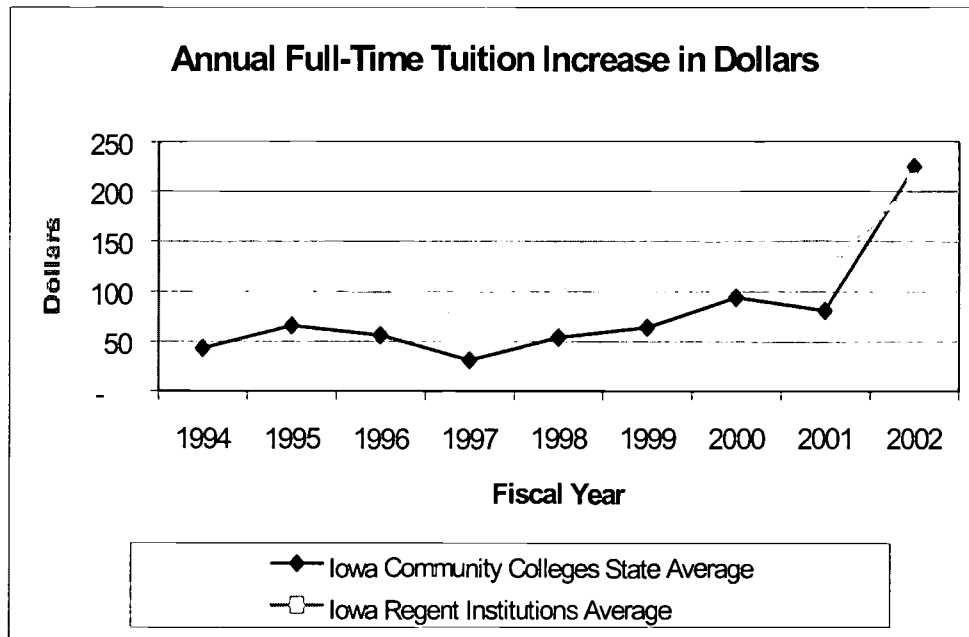
Tuition Comparison of Iowa Community Colleges and Iowa Regent Institutions (*continued*)

Table 10: Annual Full-Time Tuition Increase in Dollars

Fiscal Year	1994	1995	1996	1997	1998	1999	2000	2001	2002
Iowa Community College State Average	43	66	56	31	54	64	94	81	225
Iowa Regent Institutions	104	99	109	72	94	100	120	120	210

Source: 2000-2001 Academic Year, Iowa Community Colleges, Tuition and Fees Report, Issued January 2001; Electronic 2001-2002 tuition survey data submitted by Iowa Community Colleges and compiled by the Iowa Department of Education; Regents information obtained via the Iowa Board of Regents web site.

Figure 8



Source: 2000-2001 Academic Year, Iowa Community Colleges, Tuition and Fees Report, Issued January 2001; Electronic 2001-2002 tuition survey data submitted by Iowa Community Colleges and compiled by the Iowa Department of Education; Regents information obtained via the Iowa Board of Regents web site.

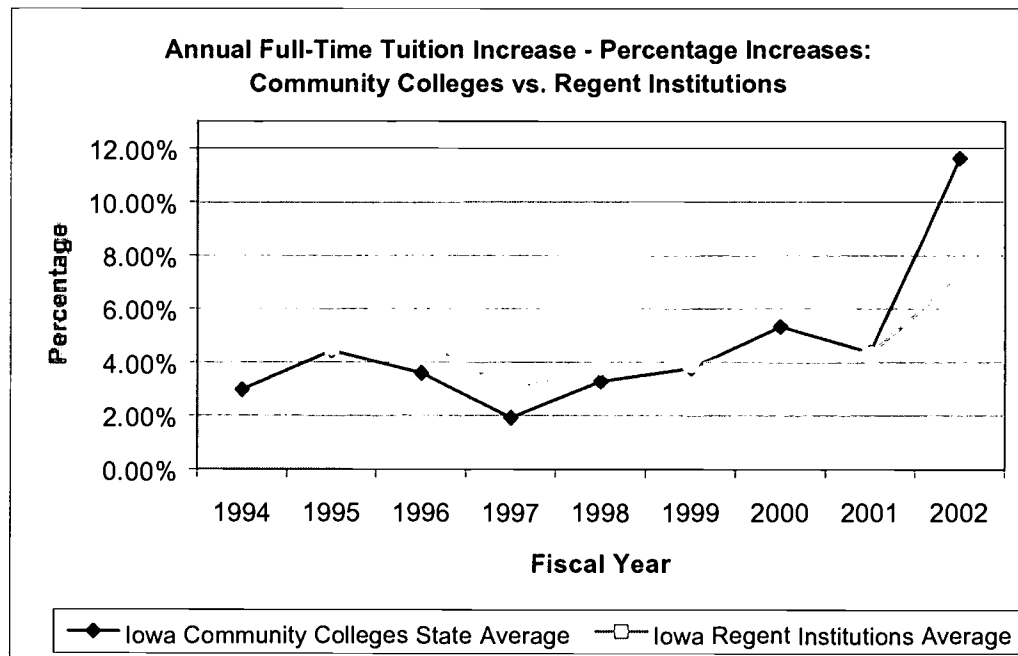
Tuition Comparison of Iowa Community Colleges and Iowa Regent Institutions (*continued*)

Table 11: Annual Full-Time Tuition Increase – Percentage Increases: Community Colleges vs. Regent Institutions

Fiscal Year	1994	1995	1996	1997	1998	1999	2000	2001	2002
Iowa Community Colleges	2.97%	4.43%	3.60%	1.92%	3.28%	3.77%	5.33%	4.36%	11.62%
Iowa Regent Institutions	4.98%	4.52%	4.76%	3.00%	3.80%	3.90%	4.50%	4.31%	7.23%

Source: 2000-2001 Academic Year, Iowa Community Colleges, Tuition and Fees Report, Issued January 2001; Electronic 2001-2002 tuition survey data submitted by Iowa Community Colleges and compiled by the Iowa Department of Education; Regents information obtained via the Iowa Board of Regents web site.

Figure 9



Source: 2000-2001 Academic Year, Iowa Community Colleges, Tuition and Fees Report, Issued January 2001; Electronic 2001-2002 tuition survey data submitted by Iowa Community Colleges and compiled by the Iowa Department of Education; Regents information obtained via the Iowa Board of Regents web site.

Appendix Tables

Revised 10/23/01
Division of Community Colleges and
Workforce Preparation
515/281-3866

Table A
Iowa Community Colleges

Part A: Resident Tuition and Fees Based on 12 Credit Hours per Term
(Arts & Sciences, Vocational)
2001-2002 Academic Year

Community College	2000-2001			2001-2002			Increases			Percent Increase
	Tuition	Fees	Total	Tuition	Fees	Total	Tuition	Fees	Total	
Northeast Iowa	\$1,680.00	\$288.00	\$1,968.00	\$1,872.00	\$288.00	\$2,160.00	\$192.00	\$0.00	\$192.00	9.76%
North Iowa Area	\$1,551.60	\$223.20	\$1,774.80	\$1,722.00	\$230.00	\$1,952.00	\$170.40	\$6.80	\$177.20	9.98%
Iowa Lakes	\$1,512.00	\$322.00	\$1,834.00	\$1,752.00	\$346.00	\$2,098.00	\$240.00	\$24.00	\$264.00	14.39%
Northwest Iowa	\$1,464.00	\$276.00	\$1,740.00	\$1,584.00	\$276.00	\$1,860.00	\$120.00	\$0.00	\$120.00	6.90%
Iowa Central	\$1,464.00	\$198.00	\$1,662.00	\$1,656.00	\$198.00	\$1,854.00	\$192.00	\$0.00	\$192.00	11.55%
Iowa Valley MCC (2)	\$1,560.00	\$468.00	\$2,028.00	\$1,776.00	\$516.00	\$2,292.00	\$216.00	\$48.00	\$264.00	13.02%
ECC (2)	\$1,560.00	\$480.00	\$2,040.00	\$1,776.00	\$528.00	\$2,304.00	\$216.00	\$48.00	\$264.00	12.94%
Hawkeye	\$1,680.00	\$216.00	\$1,896.00	\$1,824.00	\$240.00	\$2,064.00	\$144.00	\$24.00	\$168.00	8.86%
Eastern Iowa	\$1,560.00	\$0.00	\$1,560.00	\$1,728.00	\$0.00	\$1,728.00	\$168.00	\$0.00	\$168.00	10.77%
Kirkwood	\$1,560.00	\$0.00	\$1,560.00	\$1,752.00	\$0.00	\$1,752.00	\$192.00	\$0.00	\$192.00	12.31%
Des Moines Area	\$1,464.00	\$201.60	\$1,665.60	\$1,608.00	\$201.60	\$1,809.60	\$144.00	\$0.00	\$144.00	8.65%
Western Iowa Tech	\$1,512.00	\$288.00	\$1,800.00	\$1,776.00	\$288.00	\$2,064.00	\$264.00	\$0.00	\$264.00	14.67%
Iowa Western	\$1,680.00	\$192.00	\$1,872.00	\$1,848.00	\$216.00	\$2,064.00	\$168.00	\$24.00	\$192.00	10.26%
Southwestern	\$1,488.00	\$288.00	\$1,776.00	\$1,608.00	\$288.00	\$1,896.00	\$120.00	\$0.00	\$120.00	6.76%
Indian Hills (1)	\$1,488.00	\$60.00	\$1,548.00	\$1,656.00	\$60.00	\$1,716.00	\$168.00	\$0.00	\$168.00	10.85%
Southeastern	\$1,584.00	\$0.00	\$1,584.00	\$1,776.00	\$0.00	\$1,776.00	\$192.00	\$0.00	\$192.00	12.12%
State Average	\$1,549.84	\$201.79	\$1,751.63	\$1,729.20	\$210.24	\$1,939.44	\$179.36	\$8.45	\$187.81	10.72%
Iowa Regents'	\$2,906.00	Varies	Varies	\$3,116.00	Varies	Varies	\$210.00	Varies	Varies	7.23% (3)

Source: 2000-2001 Academic Year, Iowa Community Colleges, Tuition and Fees Report, Issued January 2001; Electronic 2001-2002 tuition survey data submitted by Iowa Community Colleges and compiled by the Iowa Department of Education

Part B: Resident Tuition and Fees Based on 15 Credit Hours per Term
(Arts & Sciences, Vocational)
2001-2002 Academic Year

Community College	2000-2001			2001-2002			Increases			Percent Increase
	Tuition	Fees	Total	Tuition	Fees	Total	Tuition	Fees	Total	
Northeast Iowa	\$2,100.00	\$360.00	\$2,460.00	\$2,340.00	\$360.00	\$2,700.00	\$240.00	\$0.00	\$240.00	9.76%
North Iowa Area	\$1,939.50	\$274.50	\$2,214.00	\$2,152.50	\$282.80	\$2,435.30	\$213.00	\$8.30	\$221.30	10.00%
Iowa Lakes	\$1,890.00	\$381.00	\$2,271.00	\$2,190.00	\$418.00	\$2,608.00	\$300.00	\$37.00	\$337.00	14.84%
Northwest Iowa	\$1,830.00	\$345.00	\$2,175.00	\$1,980.00	\$345.00	\$2,325.00	\$150.00	\$0.00	\$150.00	6.90%
Iowa Central	\$1,830.00	\$247.50	\$2,077.50	\$2,070.00	\$247.50	\$2,317.50	\$240.00	\$0.00	\$240.00	11.55%
Iowa Valley-MCC	\$1,950.00	\$585.00	\$2,535.00	\$2,220.00	\$645.00	\$2,865.00	\$270.00	\$60.00	\$330.00	13.02%
ECC	\$1,950.00	\$600.00	\$2,550.00	\$2,220.00	\$660.00	\$2,880.00	\$270.00	\$60.00	\$330.00	12.94%
Hawkeye	\$2,100.00	\$270.00	\$2,370.00	\$2,280.00	\$300.00	\$2,580.00	\$180.00	\$30.00	\$210.00	8.86%
Eastern Iowa	\$1,950.00	\$0.00	\$1,950.00	\$2,160.00	\$0.00	\$2,160.00	\$210.00	\$0.00	\$210.00	10.77%
Kirkwood	\$1,950.00	\$0.00	\$1,950.00	\$2,190.00	\$0.00	\$2,190.00	\$240.00	\$0.00	\$240.00	12.31%
Des Moines Area	\$1,830.00	\$252.00	\$2,082.00	\$2,010.00	\$252.00	\$2,262.00	\$180.00	\$0.00	\$180.00	8.65%
Western Iowa Tech	\$1,890.00	\$360.00	\$2,250.00	\$2,220.00	\$360.00	\$2,580.00	\$330.00	\$0.00	\$330.00	14.67%
Iowa Western	\$2,100.00	\$240.00	\$2,340.00	\$2,310.00	\$270.00	\$2,580.00	\$210.00	\$30.00	\$240.00	10.26%
Southwestern	\$1,860.00	\$360.00	\$2,220.00	\$2,010.00	\$360.00	\$2,370.00	\$150.00	\$0.00	\$150.00	6.76%
Indian Hills (1)	\$1,860.00	\$60.00	\$1,920.00	\$2,070.00	\$60.00	\$2,130.00	\$210.00	\$0.00	\$210.00	10.94%
Southeastern	\$1,980.00	\$0.00	\$1,980.00	\$2,220.00	\$0.00	\$2,220.00	\$240.00	\$0.00	\$240.00	12.12%
State Average (2)	\$1,937.30	\$249.50	\$2,186.80	\$2,161.50	\$260.52	\$2,422.02	\$224.20	\$11.02	\$235.22	10.76%
Iowa Regents'	\$2,906.00	Varies	Varies	\$3,116.00	Varies	Varies	\$210.00	Varies	Varies	7.23% (3)

Source: 2000-2001 Academic Year, Iowa Community Colleges, Tuition and Fees Report, Issued January 2001; Electronic 2001-2002 tuition survey data submitted by Iowa Community Colleges and compiled by the Iowa Department of Education

- (1) Semester credits for three 12 week terms. Eight credits per term equals 12 per semester. (10/term equals 15/sem.)
- (2) Iowa Valley MCC and ECC are averaged and added to the other 14 colleges to determine the state average for all 15 community colleges.
- (3) Tuition increase only



Table B
Iowa Community Colleges

Resident Per Credit Hour Tuition
(Arts & Sciences, Vocational)
2001-2002 Academic Year

Community College	Per Sem. Hr.	Increase Per Hr	Cap	00-01 Cap If Different	Year 12 Hours	Year 15 hours	Year Tuition Max (1)	Percent Increase
Northeast Iowa	\$78.00	\$8.00	None		\$1,872.00	\$2,340.00	19	11.43%
North Iowa Area	\$71.75	\$7.10	20		\$1,722.00	\$2,152.50	\$2,870.00	10.98%
Iowa Lakes	\$73.00	\$10.00	None		\$1,752.00	\$2,190.00	21	15.87%
Northwest Iowa	\$66.00	\$5.00	None	19	\$1,584.00	\$1,980.00	23	8.20%
Iowa Central	\$69.00	\$8.00	None		\$1,656.00	\$2,070.00	22	13.11%
Iowa Valley - MCC (2)	\$74.00	\$9.00	None		\$1,776.00	\$2,220.00	21	13.85%
- ECC (2)	\$74.00	\$9.00	None		\$1,776.00	\$2,220.00	21	13.85%
Hawkeye	\$76.00	\$6.00	None		\$1,824.00	\$2,280.00	20	8.57%
Eastern Iowa	\$72.00	\$7.00	None		\$1,728.00	\$2,160.00	21	10.77%
Kirkwood	\$73.00	\$8.00	None		\$1,752.00	\$2,190.00	21	12.31%
Des Moines Area	\$67.00	\$6.00	None		\$1,608.00	\$2,010.00	23	9.84%
Western Iowa Tech	\$74.00	\$11.00	21		\$1,776.00	\$2,220.00	\$3,108.00	17.46%
Iowa Western	\$77.00	\$7.00	None		\$1,848.00	\$2,310.00	20	10.00%
Southwestern	\$67.00	\$5.00	None		\$1,608.00	\$2,010.00	23	8.06%
Indian Hills (3)	\$69.00	\$7.00	None		\$1,656.00	\$2,070.00	22	11.29%
Southeastern	\$74.00	\$8.00	A&S Voc	None 19	\$1,776.00	\$2,220.00	21	12.12%
							\$2,812.00	
State Averages	\$72.05	\$7.47			\$1,729.20	\$2,161.50		11.57%
Iowa Regents	\$130.00	\$8.00	\$3,116.00		\$3,116.00	\$3,116.00	\$3,116.00	6.6%

Source: 2000-2001 Academic Year, Iowa Community Colleges, Tuition and Fees Report, Issued January 2001; Electronic 2001-2002 tuition survey data submitted by Iowa Community Colleges and compiled by the Iowa Department of Education

- (1) Where there is no tuition cap, the maximum number of hours for which tuition may be charged without exceeding regents' tuition.
- (2) Iowa Valley Community College District Increased tuition for 2nd Semester of Fiscal Year 2001, from \$65 to \$67 per hour.
The above increase was calculated using the \$67 rate which was in effect at the time of the Fiscal Year 2002 increase.
- (3) Semester credits for three 12 week terms. Eight credits per term equals 12 per semester. (10/term equals 15/sem.)

Table C
Iowa Community Colleges

Non-Resident Tuition
(Arts & Sciences, Vocational, and Adult College Parallel)
2001-2002 Academic Year

Community College	Per Sem. Hr.	Increase	99-00 Cap	Year	Year	
			Cap	If Different	12 Hours	15 hours
Northeast Iowa	\$78.00	(\$20.00)	None		\$1,872.00	\$2,340.00
North Iowa Area	\$105.45	\$8.55	20		\$2,530.80	\$3,163.50
Iowa Lakes	\$75.00	\$10.00	None		\$1,800.00	\$2,250.00
Northwest Iowa	\$99.00	\$7.50	19		\$2,376.00	\$2,970.00
Iowa Central	\$103.50	\$12.00	None		\$2,484.00	\$3,105.00
Iowa Valley - MCC	\$148.00	\$14.00	None		\$3,552.00	\$4,440.00
- ECC	\$148.00	\$14.00	None		\$3,552.00	\$4,440.00
Hawkeye	\$152.00	\$12.00	None		\$3,648.00	\$4,560.00
Eastern Iowa	\$108.00	\$10.50	None		\$2,592.00	\$3,240.00
Kirkwood	\$146.00	\$16.00	None		\$3,504.00	\$4,380.00
Des Moines Area	\$134.00	\$12.00	None		\$3,216.00	\$4,020.00
Western Iowa Tech	\$133.00	\$7.00	21		\$3,192.00	\$3,990.00
Iowa Western	\$115.00	\$10.00	None		\$2,760.00	\$3,450.00
Southwestern	\$100.50	\$7.50	None		\$2,412.00	\$3,015.00
Indian Hills (1)	\$104.00	\$11.00	None		\$2,496.00	\$3,120.00
Southeastern	\$89.75	\$0.00	A&S Voc	None 19	\$2,154.00	\$2,692.50
State Averages	\$112.75	\$7.87			\$2,705.92	\$3,382.40

Source: 2000-2001 Academic Year, Iowa Community Colleges, Tuition and Fees Report, Issued January 2001; Electronic 2001-2002 tuition survey data submitted by Iowa Community Colleges and compiled by the Iowa Department of Education

(1) Semester credits for three 12 week terms. Eight credits per term equals 12 per semester. (10/term equals 15/sem.)

Table D
Iowa Community Colleges
Recurring Fees for Full-Time Students
2001-2002 Academic Year

Community College	Amount Per	Purpose	Cap - Sem	Year at 12 Cr. per Term	Year at 15 Cr. per Term
Northeast Iowa	\$12.00 Sem Hr	General		\$288.00	\$360.00
North Iowa Area	\$2.40 Sem Hr	Student Services		\$57.60	\$72.00
	\$6.40 Sem Hr	Materials	20 Credits	\$153.60	\$192.00
	\$9.40 Registration	Records		\$18.80	\$18.80
				\$230.00	\$282.80
Iowa Lakes	\$10.00 Term	Processing		\$20.00	\$20.00
	\$10.00 Term	Base Activity		\$20.00	\$20.00
	\$2.25 Sem Hr	Activity	28 Credits / Year	\$54.00	\$63.00
	\$5.50 Sem Hr	General		\$132.00	\$165.00
	\$5.00 Sem Hr	Technology		\$120.00	\$150.00
				\$346.00	\$418.00
Northwest Iowa	\$2.50 Sem Hr	Student Fee		\$60.00	\$75.00
	\$9.00 Sem Hr	Program Fee		\$216.00	\$270.00
				\$276.00	\$345.00
Iowa Central	\$8.25 Sem Hr	Student Fee		\$198.00	\$247.50
Iowa Valley	\$15.50 Sem Hr	Materials & Registration		\$372.00	\$465.00
	\$6.00 Sem Hr	Activity (MCC)	No Cap	\$144.00	\$180.00
	\$6.50 Sem Hr	Activity (ECC)	6 hrs or Greater Marshalltown CC Ellsworth CC	\$78.00	\$195.00
				\$516.00	\$645.00
				\$450.00	\$660.00
Hawkeye	\$4.00 Sem Hr	Service		\$96.00	\$120.00
	\$4.50 Sem Hr	Computer		\$108.00	\$135.00
	\$1.50 Sem Hr	Activity		\$36.00	\$45.00
				\$240.00	\$300.00
Eastern Iowa	None				
Kirkwood	None				
Des Moines Area	\$8.40 Credit Hr	Service/Technology		\$201.60	\$252.00
	\$15.00 Course	Correspondence course			
	\$30.00 Course	Convenience (TV class)			
	\$20.00 Credit Hr	Convenience (Internet class)			
	\$25.00	Deferred Payment International Student processing			
Western Iowa Tech	\$6.00 Sem Hr	Technology		\$144.00	\$180.00
	\$6.00 Sem Hr	Student Fee	21 Credits	\$144.00	\$180.00
				\$288.00	\$360.00
Iowa Western	\$9.00 Sem Hr	Service		\$216.00	\$270.00
Southwestern	\$9.00 Sem Hr.	Service/Technology		\$216.00	\$270.00
	\$3.00 Sem Hr.	Activity		\$72.00	\$90.00
				\$288.00	\$360.00
Indian Hills (1)	\$20.00	Health Full time Ottumwa campus day only		\$60.00	\$60.00
Southeastern	None				

Source: 2000-2001 Academic Year, Iowa Community Colleges, Tuition and Fees Report, Issued January 2001; Electronic 2001-2002 tuition survey data submitted by Iowa Community Colleges and compiled by the Iowa Department of Education.

(1) Semester credits for three 12-week terms during the school year.

Table E
Iowa Community Colleges

Tuition/Fees for Adults in Selected Adult Education Programs
(Per contact hour unless otherwise specified)
2001-2002 Academic Year

Community College	Adult & Continuing Eligible		Adult & Continuing Non-Eligible		Career Supplementary		Diploma	
	Cost	Increase	Cost	Increase	Cost	Increase	Cost	Increase
Northeast Iowa	\$2.75	\$0.25	\$2.75	\$0.25	\$2.75	\$0.25	\$90.00	/Credit
North Iowa Area	\$3.20	\$0.00	\$3.20	\$0.00	\$3.20	\$0.00		
Iowa Lakes	\$4.50	\$0.00	\$4.50	\$0.00	\$4.50	\$0.00	\$75.00	/Credit
Northwest Iowa	\$2.75	\$0.00	\$2.75	\$0.00	\$2.75	\$0.00	\$61.00	/Credit
Iowa Central	\$3.60	\$0.35	\$3.60	\$0.35	\$3.60	\$0.35	\$85.00	/Course \$5.00
Iowa Valley	\$3.45	\$0.45	\$3.45	\$0.45	\$3.45	\$0.45		
Hawkeye	\$3.50	\$0.25	\$3.50	\$0.25	\$3.50	\$0.25	\$76.00	/Credit \$9.00
Eastern Iowa	\$1.70	\$0.00	\$1.70	\$0.00	\$1.70	\$0.00		
Kirkwood	\$4.00	\$0.00	\$4.00	\$0.00	\$4.00	\$0.00		
Des Moines Area	\$2.00	\$0.00	\$2.00	\$0.00	\$4.00	\$0.00	\$60.00	/Course \$10.00
Western Iowa Tech	\$3.10	\$0.10	\$3.10	\$0.10	\$3.10	\$0.10	\$63.00	/Credit
Iowa Western	\$3.80	\$0.00	\$3.30	\$0.00	\$6.75	\$0.00		
Southwestern	Varies by Class		Varies by Class		Varies by Class			
Indian Hills	\$5.00	\$0.00	\$5.00	\$0.00	\$5.00	\$0.00	\$75.00	/Course
Southeastern	Varies by Class		Varies by Class		Varies by Class		\$2.25	/Cont. Hr

Source: 2000-2001 Academic Year, Iowa Community Colleges, Tuition and Fees Report, Issued January 2001; Electronic 2001-2002 tuition survey data submitted by Iowa Community Colleges and compiled by the Iowa Department of Education

Table F
Iowa Community Colleges

Other Fees
2001-2002 Academic Year

Community College	Transcripts, Each	Room	Apartment	Board	Application	Graduation
Northeast Iowa	\$2.00					
North Iowa Area		\$1,660 \$1,625		Included /Sem (2) Included /Sem (3)		\$35.00
Iowa Lakes	\$2.00 After 1st	\$900-\$910		\$665 - \$765 /Sem (4)		
Northwest Iowa	\$2.00	\$900		/Sem (4)	\$10.00	\$25.00
Iowa Central	\$5.00 After 3rd	\$1,962.50		Included /Sem (2)		\$20.00
Iowa Valley	\$4.00 after 1st	MCC \$1,035 ECC \$1,300		\$608 - \$740 /Sem (6) \$920 (2) International Students	\$100.00	
Hawkeye	None					
Eastern Iowa	None					
Kirkwood	None					
Des Moines Area	N/A \$5.00 Overnight \$5.00 On Demand \$5.00 FAX					
Western Iowa Tech	\$4.00	\$1,170.00 \$900.00	2 Tenant/Sem 4 Tenant/Sem		\$10.00	
Iowa Western	\$1.00	\$1,650.00 \$1,850.00		Included /Sem (7) Included /Sem (8)		
			\$ 1,100.00			
Southwestern	\$3.00 After 2nd			\$1,600 /Sem		
Indian Hills (1)		\$495-\$540		\$145-\$560 /Term (5)		
Southeastern		\$550	\$1,000	\$780.00 /Sem (7) \$880.00 /Sem (3)		

Source: 2000-2001 Academic Year, Iowa Community Colleges, Tuition and Fees Report, Issued January 2001; Electronic 2001-2002 tuition survey data submitted by Iowa Community Colleges and compiled by the Iowa Department of Education

- (1) Semester credits for three 12-week terms during the school year.
- (2) Nineteen meals per week.
- (3) Fifteen meals per week.
- (4) Two or three meals per day.
- (5) Ranges from lunch 4 days to lunch and dinner 7 days.
- (6) 15 or 19 meals per week.
- (7) Ten meals per week.
- (8) Sixteen meals per week.

Note: Many other types of special fees were reported. Examples:

Testing	Late Registration	Add/Drop	Special Courses
TV	Loan Processing	Off Campus	Vocational program Deposit
Reinstatement	Distance Learning	Insurance	Registration, one time for 1st registration
Materials			

Table G
Iowa Community Colleges

Source of Revenue
2001-2002 Academic Year

Fiscal Year	Tuition & Fees	Local	State	Federal	Other Income	Total Revenue
1980	20,770,856	10,292,235	42,168,500	9,499,673	2,442,607	85,173,871
1981	25,378,916	10,996,524	45,926,991	11,186,726	2,530,891	96,020,048
1982	29,551,450	11,894,036	48,828,338	10,660,780	2,783,449	103,718,053
1983	32,964,482	12,555,326	54,943,365	7,920,067	4,069,473	112,452,713
1984	35,635,911	13,251,604	54,905,514	9,020,315	6,106,408	118,919,752
1985	39,081,844	13,509,424	57,304,653	7,763,792	5,606,917	123,266,630
1986	41,874,013	14,341,590	57,318,691	7,238,891	6,682,867	127,456,052
1987	44,234,418	15,238,260	59,364,009	7,842,465	7,743,795	134,422,947
1988	46,320,889	15,494,622	74,298,897	8,731,043	6,879,925	151,725,376
1989	52,939,398	14,842,017	81,145,557	8,444,365	8,574,540	165,945,877
1990	59,083,307	14,795,294	87,986,508	9,647,666	8,630,027	180,142,802
1991	64,611,612	14,628,725	99,007,776	10,013,803	7,374,254	195,636,170
1992	71,468,172	15,363,740	103,957,683	10,128,910	7,267,997	208,186,502
1993	80,328,838	14,809,399	105,999,720	9,619,520	7,856,403	218,613,880
1994	84,320,603	14,983,318	111,520,721	9,052,982	9,090,428	228,968,052
1995	88,787,614	15,411,635	115,470,717	9,724,727	11,074,989	240,469,682
1996	94,510,410	16,295,106	120,871,270	9,390,517	11,161,382	252,228,685
1997	101,810,818	16,021,489	126,006,271	8,695,009	12,851,532	265,385,119
1998	110,149,417	16,613,665	130,582,051	8,988,029	15,244,492	281,577,654
1999	115,529,785	17,468,287	135,366,156	9,504,535	18,594,675	296,463,438
2000	120,842,833	18,185,022	141,577,403	10,599,091	20,713,200	311,917,549
2001	126,492,784	18,974,313	147,577,403	11,019,583	20,255,115	324,319,198

Source: 2000-2001 Academic Year, Iowa Community Colleges, Tuition and Fees Report, Issued January 2001; Iowa Department of Education, Annual Report Fiscal Year 2001, Unrestricted General Fund AS-15E, Fund 1.

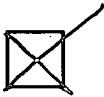


U.S. DEPARTMENT OF EDUCATION
Office of Educational Research and Improvement (OERI)
Educational Resources Information Center (ERIC)



NOTICE

REPRODUCTION BASIS



This document is covered by a signed "Reproduction Release (Blanket)" form (on file within the ERIC system), encompassing all or classes of documents from its source organization and, therefore, does not require a "Specific Document" Release form.



This document is Federally-funded, or carries its own permission to reproduce, or is otherwise in the public domain and, therefore, may be reproduced by ERIC without a signed Reproduction Release form (either "Specific Document" or "Blanket").