

DOCUMENT RESUME


ED 459 910

PS 029 973

AUTHOR Finney, Kathryn; Wharton, Francyne
TITLE Counting on Child Care: Information about Child Care in Southeastern Pennsylvania.
INSTITUTION Philadelphia Citizens for Children and Youth, PA.
PUB DATE 2001-00-00
NOTE 21p.; Child Care Matters is a consortium of five nonprofit organizations including the Delaware Valley Association for the Education of Young Children (DVAEYC); Delaware Valley Child Care Council (DVCCC); Philadelphia Early Childhood Collaborative (PECC); Philadelphia Citizens for Children and Youth (PCCY); and United Way of Southeastern Pennsylvania.
AVAILABLE FROM Philadelphia Citizens for Children and Youth, 7 Benjamin Franklin Parkway, Philadelphia, PA 19103. Tel: 215-563-5848; Fax: 215-563-9442; e-mail: wardpccy@aol.com; Web site: <http://www.childcarematters.org>.
PUB TYPE Numerical/Quantitative Data (110) -- Reports - Descriptive (141)
EDRS PRICE MF01/PC01 Plus Postage.
DESCRIPTORS Change Strategies; Counties; *Day Care; Early Childhood Education; *Educational Improvement; Educational Quality; Grants; State Surveys
IDENTIFIERS Child Care Costs; Child Care Needs; Day Care Availability; Day Care Quality; Day Care Regulations; *Pennsylvania (Southeast)

ABSTRACT

This report provides information on child care in southeastern Pennsylvania, discussing what is available and affordable for working families as well as current efforts to improve child care quality. Specific areas discussed in the report include why high-quality child care matters, types of child care, regulation, how families pay for child care, child care costs, child care workforce earnings, availability, help for parents, and quality improvement initiatives. The report also includes data on child care in the region and its five counties, including: (1) number of children ages 0-5 needing child care; (2) number of regulated child care spaces; (3) gap between need and availability; (4) percentage of children needing child care that are without regulated care; (5) availability of child care providers (family, group, center, Head Start) and the number of providers that accept subsidies; (6) participation in the Child Care Works subsidy; (7) affordability; (8) quality efforts; (9) child care needs (of families and professionals); (10) weekly fees charged for infant, toddler, preschool, and school-age children (lowest, average, highest); and (11) regional average maximum weekly subsidy rate. The report also includes information on programs that can help pay for child care and how to determine eligibility for these programs, a glossary, and contact information for child care-related resources. (Contains 18 sources.) (EV)



U.S. DEPARTMENT OF EDUCATION
Office of Educational Research and Improvement
EDUCATIONAL RESOURCES INFORMATION
CENTER (ERIC)

This document has been reproduced as received from the person or organization originating it.

Minor changes have been made to improve reproduction quality.


• Points of view or opinions stated in this document do not necessarily represent official OERI position or policy.

PERMISSION TO REPRODUCE AND
DISSEMINATE THIS MATERIAL HAS
BEEN GRANTED BY

Harriet Dichter

TO THE EDUCATIONAL RESOURCES
INFORMATION CENTER (ERIC)

1



029973

Counting on Child Care: Information about Child Care in Southeastern Pennsylvania

Child Care Matters 2001

BEST COPY AVAILABLE



Child Care Matters is a consortium of five nonprofit organizations working together to improve the quality and affordability of child care for children and families in Southeastern Pennsylvania. Partner agencies include the Delaware Valley Association for the Education of Young Children (DVAEYC), Delaware Valley Child Care Council (DVCCC), Philadelphia Early Childhood Collaborative (PECC), Philadelphia Citizens for Children and Youth (PCCY) and United Way of Southeastern Pennsylvania.

For more information about Child Care Matters, please call Marlene Weinstein, Director, at 215-665-2552 or visit our website at www.childcarematters.org



Philadelphia Citizens for Children and Youth

This booklet was prepared by Philadelphia Citizens for Children and Youth (PCCY) for Child Care Matters by Kathryn Finney and Francyne Wharton. This document could not have been completed without the assistance of many other individuals and agencies. In particular, PCCY would like to thank the PA Department of Public Welfare and its affiliated offices and staff.

For more information about this booklet contact:

Sharon Ward
PCCY
7 Benjamin Franklin Parkway
Philadelphia, PA 19103

Tel (215) 563-5848
Fax (215) 563-9442
E-mail: wardpccy@aol.com

Contents

Introduction	1-5
Marking Our Progress	6
Southeastern Pennsylvania	7
Bucks	8
Chester	9
Delaware	10
Montgomery	11
Philadelphia	12-13
Getting Help with Child Care	14-15
Glossary	16
Contacts	17
Sources	17

Introduction

How to use this booklet

This booklet contains information for people who plan, organize, operate and pay for child care services. It includes basic data about what is available and affordable for working families as well as current efforts to improve child care quality.

Why Does Quality Child Care Matter?

Successful Children and a Healthy Economy

More than sixty percent of children between birth and five years old are spending some time in child care¹. Many will spend as many hours in child care as they will in school from kindergarten through graduation. When that time is spent in a stimulating, nurturing environment, children thrive and have a better chance of fulfilling their potential. While parents are children's first teachers, quality child care supports learning that takes place in the home and gives parents peace of mind.

Child care affects children's ability to socialize, to learn and to earn a living, so it affects us all in the long run. Studies consistently find that high quality early education is linked to improved reading and math scores, increased high school graduation rates, and decreased teen delinquency and teen pregnancy. We also know that only one in seven child care programs truly maximize children's healthy development. We build a better future for our children when we help child care programs become better.

Child care affects social strength and economic vitality. The Southeastern Region must recruit and retain highly skilled workers to compete economically. High quality child care available to all is the foundation of a successful economy.

Types of Child Care

There are three kinds of child care programs regulated by the Pennsylvania Department of Public Welfare (DPW). Several other child care programs are legally exempt from regulation. Still, some programs operate illegally.

Regulated Care

■ Family Child Care:

Care for 4 to 6 children not related to the provider in a home setting. Family Child Care providers are registered with the Department of Public Welfare (DPW).

■ Group Child Care:

Care for up to 12 children (up to 15 if all children are older school age) in a home or other setting. Group Child Care providers are licensed by the DPW.

■ Child Care Centers:

Care for seven or more children. Child Care centers are licensed by the DPW.

Legally unregulated child care

Several types of child care programs are legally exempt from regulation by the Department of Public Welfare or are regulated or licensed by other agencies:

- Relatives or neighbors caring for three or fewer unrelated children
- Summer camps
- Baby-sitters, nannies or au pairs providing care for a child in the parent's home

Regulated by agencies other than PA Department of Public Welfare

- Part-time preschools, licensed by the Pennsylvania Department of Education
- Head Start, required to meet Federal Head Start Performance Standards

Illegal child care


Child care programs may be operating **illegally**, that is without the required registration or licensure. Although illegal programs often have reduced fees compared to regulated programs, these programs are not monitored or supervised by government and may compromise the health and the safety of a child.

Why regulate child care?

The first responsibility of child care programs is to keep children safe. Regulation and regular inspections help to ensure that programs maintain standards that protect children from accidents, disease and other hazards. The Commonwealth sets standards in areas such as staff-child ratios, staff qualifications, physical site requirements and safety practices.

The Licensing Process for Regulated Programs


- The Family Child Care registration process is one of **self-certification**. The potential provider completes, signs and mails forms to the Department of Public Welfare. A small number of family child care homes are inspected annually by the Department of Public Welfare.
- Licensing for group and center-based programs requires at least one **inspection** annually by the Department of Public Welfare to see the facility and verify that health and safety standards are being met.
- In Philadelphia, the Department of Licenses and Inspections and the City Health Department also inspect family, group and center-based programs to ensure compliance with local health and safety standards.



How do families pay for child care?

Parents provide most of the financing for child care. Overall, parents contribute 60% of the total national expenditure for child care, compared to 39% from government and 1% from the private sector.

Major Revenue Sources for Child Care and Early Education

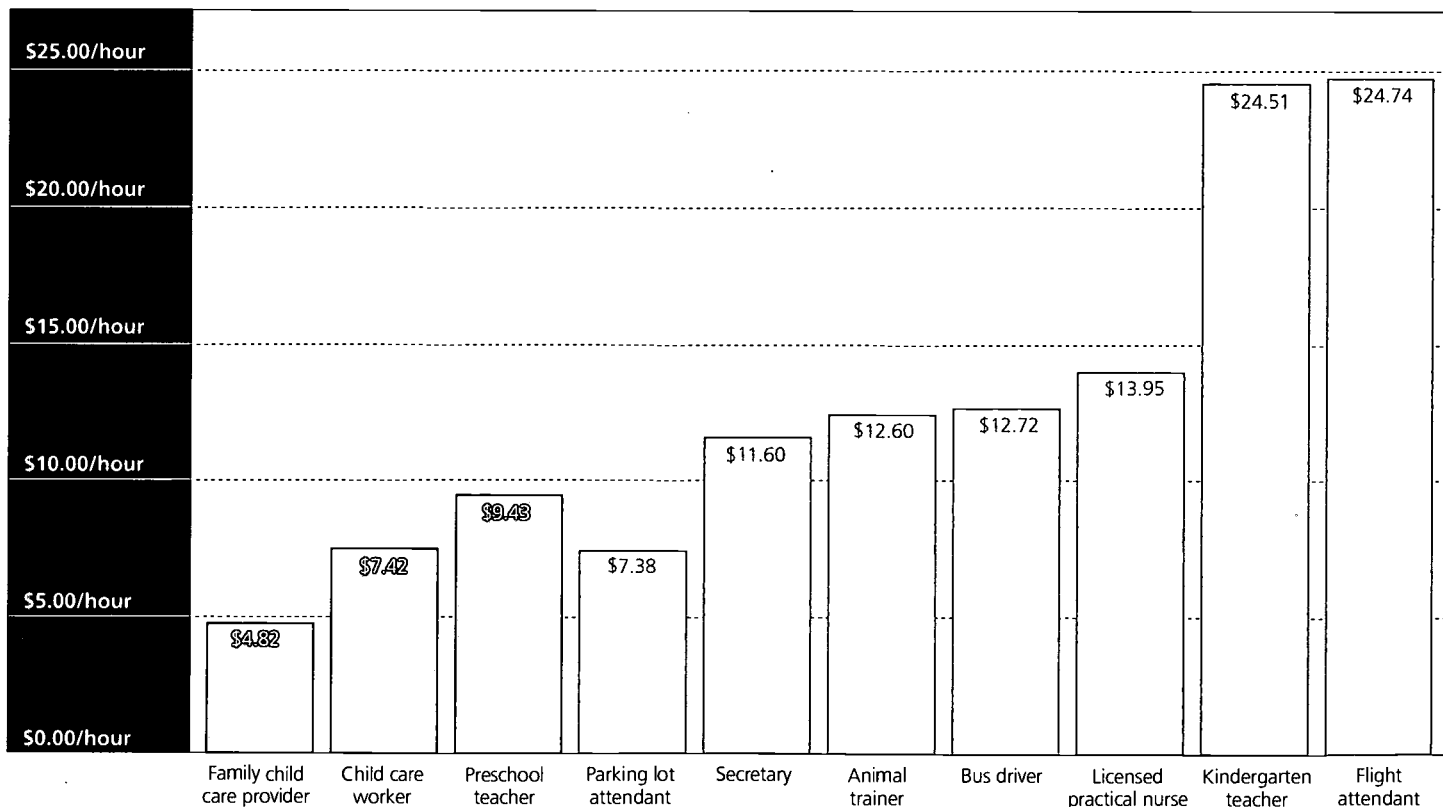


How much does quality child care cost?

The **average** child care cost for infant care in the Southeastern Region is \$542 per month or \$6,504 annually. Infant care can cost as much as \$1,161 a month or \$13,932 annually. The average yearly cost for a family to have an infant and toddler in child care in the Southeast Region is \$13,260. This is more than a family would pay in tuition at a public university.

Why are costs so high? Most of child care costs are due to personnel costs and yet the average salary for staff in child care programs is terribly low. Child care programs must keep staff-to-child ratios low to ensure that children are safe and receive individualized attention. Research confirms that better qualified staff are necessary for a high quality program. Yet, child care teachers in Southeastern Pennsylvania are not well paid, with earnings averaging \$1,183 per month or \$14,196 per year.

Child Care Workforce Earnings in Perspective



Source: Center for the Child Care Workforce, 2001

Is there enough child care available?

No. We don't have enough child care for all the children who need it. Our region's available child care is especially in short supply for some age groups, geographic areas and types of care. Throughout the entire region, the amount of child care available for infants and toddlers, for school-age children, for children with special needs, and for the children of parents who work during "nontraditional" hours is inadequate.

Has capacity increased?

Yes. This region has received some state and federal funding to increase regulated child care capacity in recent years. Last year, \$2,595,076 in state grant funding was used to increase capacity. There is also a loan program available that assists both non-profit and for profit child care providers, some funding through the Small Business Administration, and some community-based loan funding to support increased capacity. In 2001, a major new program, the Child Care Challenge Grant, was established to create new capacity in underserved communities. These are important steps to encourage child care investment and development, but the need continues to outstrip supply.

Capacity Grants awarded in 1999	\$1,160,399
Capacity Grants awarded in 2000	\$2,595,076

How can parents get help finding child care?

Each county has an organization called a Child Care Information Service (CCIS) that provides free assistance to all parents, regardless of income, who are trying to find child care. Resource and referral counselors can provide information by phone and mail about child care programs that are available close to the parent's home and work.

To reach the CCIS in your county call:

Bucks: 215-348-1283 or 800-371-2109

Chester: 610-344-5717 or 800-870-2323

Delaware: 610-713-2250 or 800-831-3117

Montgomery: 610-278-3707 or 800-281-1116

Philadelphia: 1-888-461-KIDS (5437)

Can Parents Get Help Paying for Child Care?

Child Care Works, Pennsylvania's child care subsidy program, can help families pay the high cost of child care. There are two ways that working families may receive assistance with child care costs.

■ Subsidized Child Care (CCIS)

Parents with children younger than age 13, who work at least 25 hours per week, may be eligible for a subsidy from CCIS. Eligibility is based on income. A family of four may make up to \$35,300 or a family of six can earn up to \$47,380 and still be eligible. Families contribute to the cost of their child care through a weekly co-payment.

■ Child Care Allowance (CAO)

Families receiving welfare and engaged in training, job search or work may receive help paying for child care through the "Child Care Allowance" administered by County Assistance Offices. Parents who work and receive welfare must contribute to the cost of child care through a co-payment.

In either program, parents can use the child care assistance to pay for any type of legal child care including a child care center, family child care home or group child care home, or legally unregulated care. The family co-payment is the same regardless of the type of care chosen.



Quality Improvement Initiatives

There are several efforts to improve the quality and accessibility of child care in Southeastern Pennsylvania.

Teacher Education and Compensation Helps (T.E.A.C.H.)

Teacher turnover is a problem in child care programs. A 1999 study by the Pennsylvania Legislative Budget and Finance Commission found that turnover is 31% among teachers and 51% among teacher's aides in child care centers.

The T.E.A.C.H. scholarship program is an effort to improve the quality of child care by increasing retention and compensation for child care teachers and by increasing the number of teachers with formal child development training. T.E.A.C.H. is a scholarship program that allows currently employed child care teachers to take classes with the goal of receiving a Child Development Associate (CDA) or an A.A degree. T.E.A.C.H. rewards teachers for pursuing education by paying a higher salary at the end of each year. This year, a pilot program for teachers studying for a B.A. degree will be available through a partnership between Child Care Matters and Cheyney University.

Since 1998, 1,350 child care providers in Pennsylvania have participated in the T.E.A.C.H. program. T.E.A.C.H. has been so successful that its budget was increased to \$1.5 dollars for the 2000-2001 fiscal year.

T.E.A.C.H. Participants Southeast Region

1999	2001
215	363

Accreditation

Accreditation is a voluntary approach to quality improvement through the achievement of specific standards in areas that impact the healthy development of children. National studies have shown that accredited programs are of higher quality. Thirty-five states have developed incentives to encourage child care programs to become accredited. Thirty-one states pay a higher rate of reimbursement to accredited programs.

Child Care Matters helps child care providers become accredited through the National Association for the Education of Young Children for center-based programs

and the National Association for Family Child Care for home-based programs. There were 44 accredited child care centers and 53 accredited family and group child care providers in Southeast Pennsylvania in 2001. The accredited programs in the region increased almost 30% from 1999 to 2001.

Accredited Programs

1999	2001
75	97

Child Care Resource Developers (CCRD) Initiative

The Child Care Resource Developer's Quality Initiative, funded by the Department of Public Welfare (DPW), awards grants for innovative approaches to quality improvements for child care programs. Twenty-three quality initiatives were funded for \$2,147,032 during the 1999-2000 fiscal year. There were twenty-nine quality initiatives funded in the fiscal year 2000-2001 for a total of \$3,083,038.

Health and Safety Improvements

In 2000, the Pennsylvania DPW created a grant program to help child care homes and centers meet health and safety standards. The program is called the Health and Safety Fund. A total of \$677,271 was allocated to the Southeast Region and 236 health and safety grants were awarded.

The City of Philadelphia established a Health and Safety Fund in 2000 in partnership with private funders including Child Care Matters. Since its inception, 195 programs have received grants to rectify safety problems, improve accessibility or meet the city's strict fire safety code. More than 5,150 children have benefited from this program.

Marking our Progress:

Are we meeting the region's need for accessible, quality child care?

Throughout this book you will find comparisons between 1999 and 2001 for several important indicators. Looking back to 1999, we can measure progress in a number of key areas. Where there has been a concerted effort, such as in accreditation and the T.E.A.C.H. scholarship program, we can claim great success. The amount of public investment in quality, capacity and subsidy, is evident. But we still have a long way to go. As a region we still do not have enough regulated care for children who need it. While the number of families receiving child care subsidy has grown, strict eligibility requirements and a complex application process make it difficult for many income eligible, working families to access this important benefit.

Too often, child care programs must choose between remaining affordable for families, and paying their staff a decent wage. There has been significant growth in child care funding. Yet Pennsylvania has been conservative in its expenditures, and after three years, more than \$125 million of our federal child care appropriation remains unspent.

It seems clear that although we are moving in the right direction we must pick up the pace. Our children can't wait.

A Summary:

- ▣ The number of accredited programs in the region increased by almost 30% between 1999 and 2001. Most of the growth was concentrated in Montgomery and Philadelphia counties. Pennsylvania now ranks 5th in the nation in number of accredited child care homes. For accredited centers we rank in the middle-27th in the nation.
- ▣ Child care capacity is on the rise. The number of slots increased in Bucks, Chester, Delaware and Montgomery Counties. In Philadelphia, capacity has increased, but the rate of growth is slower. The number of centers increased in all counties as did the number of family child care homes with the exception of Montgomery County, where the number decreased by 16%.
- ▣ Enrollment in the Child Care Works subsidized child care program increased overall, but subsidy still reaches only a fraction of eligible families. The number of families receiving a Child Care allowance through the County Assistance office increased by 24% in the region, which is consistent with increased attention to training and work for families receiving welfare. Subsidy enrollment for working families increased by 12%, however, work patterns suggest the need is much greater.
- ▣ The success of the T.E.A.C.H. scholarship program continues. The number of scholarship recipients grew by 68% in the region.



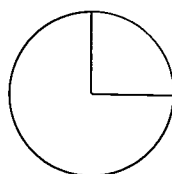
Southeastern Pennsylvania

- o Number of children ages 0-5 needing child care: 148,478²
- o Number of regulated child care spaces: 110,950
- o Gap: 37,528
- o Percentage of children needing child care that are without regulated care: 25%

Southeastern Pennsylvania at a Glance

Total Population 3,849,647
 Total Population Ages 0-5³ 247,463
 Median Household Income \$48,725
 174,994 children under age 18 in Southeastern Pennsylvania are living in poverty according to 2000 Census information

Total Number of Slots Needed: 148,478



□ Slots Available 110,950
 □ Gap 37,528

Availability of Child Care Providers:

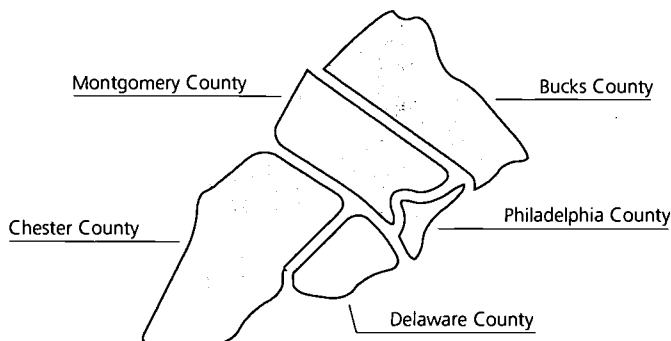
	1999	2001
Family Child Care	1092	1385
Group Child Care	143	189
Center Child Care	1230	1510
Head Start sites	151	167

Child Care Works Subsidy

Estimation of participating children⁵:

	1999	2001
Child Care Allowance	16,222	20,918
Child Care Information Services	17,026	20,234

Map of Southeastern Pennsylvania



Quality Efforts

T.E.A.C.H. Participants:	363
Accredited Programs:	97
Center:	44
Homes:	53

Child Care Needs⁴

Families Need More:

- Care for children with special needs

Providers Need Help with:

- Professional Development
- Licensing
- Quality Improvement Plans
- Accreditation
- Training on special needs, multiculturalism, and basic quality issues
- Budgeting and Business Planning
- Zoning Issues
- Compensation and Staffing Issues

For information about child care in Southeastern Pennsylvania; call Child Care Resource Developers at 215-271-1267

² We estimate that 60% of children ages 0-5 need child care.

³ 0-5 includes children from birth through 4 years and eleven months

⁴ CCRD Southeast Region Profile, 2000.

⁵ These figures represent children 0-13; 75% of this total applies to children from 0-5

Weekly Fees Charged

	infants		toddlers		preschool		school-age	
lowest	\$50	lowest	\$50	lowest	\$35	lowest	\$25	
average	\$136	average	\$125	average	\$111	average	\$100	
highest	\$285	highest	\$270	highest	\$255	highest	\$230	
Regional Average	center	center	center	center	center	center	center	
Ma Weekly DP	family child care	family child care	family child care	family child care	family child care	family child care	family child care	
ERIC y Rate:	\$171	\$160	\$137	\$137	\$137	\$137	\$137	
	\$133	\$131	\$122	\$122	\$122	\$122	\$122	

Bucks County

- o Number of children ages 0-5 needing child care: 22,973²
- o Number of regulated child care spaces: 15,319
- o Gap: 7,654
- o Percentage of children needing child care that are without regulated care: 33%

Bucks County at a Glance

Total Population	597,635
Total Population Ages 0-5 ³	38,288
Median Household Income	\$54,664
Persons below poverty	4.7%
Children below poverty	6.7%

10,290 children in Bucks County under the age of 18 are living in poverty

Availability of Child Care

Child Care Providers:

Family Child Care	106
Group Child Care	33
Center Child Care	234
Head Start sites	13

Head Start available to 604 children

Number that accept subsidies:

Family Child Care	90
Group Child Care	12
Center Child Care	188

In 1999-2000, 398 new slots were created by CCRD capacity grants. The county CCIS received 1,248 child care information and referral calls in the year 2000.

Child Care Works Subsidy

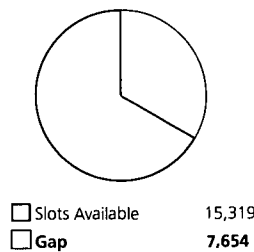
Estimation of participating children⁵:

Child Care Allowance	261
Child Care Information Services	977

Affordability

The 2001 self-sufficiency income for a family of four (two adults, one infant, and one preschooler) in Bucks County is \$4,442 per month. The average amount a family of four would spend on child care in Bucks County is \$1,109, about 25% of their monthly income.

Total Number of Slots Needed: 22,973



Monthly Income



Quality Efforts

T.E.A.C.H. Participants:	1999	2001
	5	16
Accredited Programs:	12	12
Center:	7	7
Home-based:	5	5

Child Care Needs

Families Need More:

- Care for children with special needs
- Non-traditional care (i.e. evening, overnight)

For information about child care in Bucks County, please call Apple Child Care Services at 1-800-371-2109.

² We estimate that 60% of children ages 0-5 need child care.
³ 0-5 includes children from birth through 4 years and eleven months
⁵ These figures represent children 0-13; 75% of this total applies to children from 0-5

Weekly Fees Charged	infants		toddlers		preschool		school-age	
	lowest	highest	lowest	highest	lowest	highest	lowest	highest
	\$50	\$196	\$50	\$189	\$40	\$173	\$45	\$230
	\$136		\$130		\$119		\$113	
Maximum Weekly Subsidy Rate:	center \$172	family child care \$130	center \$163	family child care \$125	center \$140	family child care \$125	center \$130	family child care \$125

Chester County

- o Number of children ages 0-5 needing child care: 17,598²
- o Number of regulated child care spaces: 11,495
- o Gap: 6,103
- o Percentage of children needing child care that are without regulated care: 35%

Chester at a Glance

Total Population	433,501
Total Population Ages 0-5 ³	29,330
Median Household Income	\$59,569
Persons below poverty	5.0%
Children below poverty	7.2%

8,178 children under age 18 in Chester County are living in poverty.

Availability of Child Care

Child Care Providers:

Family Child Care	124
Group Child Care	25
Center Child Care	156
Head Start sites	6

Head Start available to 410 children

In 1999-2000, 171 new slots were created by CCRD capacity grants. The county CCIS received 2,319 child care information and referral calls in the year 2000.

Child Care Works Subsidy

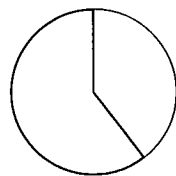
Estimation of participating children⁵:

Child Care Allowance	249
Child Care Information Services	1,026

Affordability

The 2001 self-sufficiency income for a family of four (two adults; one infant, and one preschooler) in Chester County is \$4,375 per month. The average amount a family of four would spend on child care in Chester County is \$1,182, about 27% of their monthly income.

Total Number of Slots Needed: 17,598

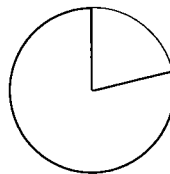


Slots Available 11,495
 Gap 6,103

Number that accept subsidies:

Family Child Care	27
Group Child Care	10
Center Child Care	94

Monthly Income



Spent on Child Care: 27%

Quality Efforts

T.E.A.C.H. Participants:	1999: 29	2001: 21
Accredited Programs:	5	6

Child Care Needs

Providers Need Help with:

- County licensing and zoning issues
- Increases in space and renovations
- Staffing issues

For information about child care in Chester County, please call the Child Care Information Services at 1-800-870-2323.

² We estimate that 60% of children ages 0-5 need child care.
³ 0-5 includes children from birth through 4 years and eleven months
⁵ These figures represent children 0-13; 75% of this total applies to children from 0-5

Weekly Fees Charged

	infants		toddlers		preschool		school-age	
	lowest	\$100	lowest	\$75	lowest	\$50	lowest	\$35
	average	\$148	average	\$138	average	\$124	average	\$109
	highest	\$285	highest	\$260	highest	\$260	highest	\$190
Maximum Weekly	center	\$180	center	\$168	center	\$148	center	\$123
Daily Rate:	family child care	\$148	family child care	\$148	family child care	\$130	family child care	\$123

Delaware County

- o Number of children ages 0-5 needing child care: 20,636²
- o Number of regulated child care spaces: 13,848
- o Gap: 6,788
- o Percentage of children needing child care that are without regulated care: 33%

Delaware at a Glance

Total Population	550,864
Total Population Ages 0-5 ³	34,394
Median Household Income	\$44,913
Persons below poverty	8.5%
Children below poverty	13.0%

17,760 children under age 18 in Delaware County are living in poverty.

Availability of Child Care

Child Care Providers:

Family Child Care	183
Group Child Care	36
Center Child Care	203
Head Start sites	10
Head Start available to 930 children	

Number that accept subsidies:

Family Child Care	60
Group Child Care	22
Center Child Care	117

In 1999-2000, 525 new slots were created by CCRD capacity grants. The county CCIS received 2,410 child care information and referral calls in the year 2000.

Child Care Works Subsidy

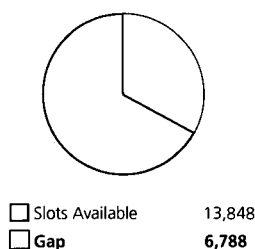
Estimation of participating children⁵:

Child Care Allowance	1,450
Child Care Information Services	856

Affordability

The 2001 self-sufficiency income for a family of four (two adults, one infant, and one preschooler) in Delaware County is \$4,336 per month. The average amount a family of four would spend on child care in Delaware County is \$1,118, about 26% of their monthly income.

Total Number of Slots Needed: 20,636



Monthly Income



Quality Efforts

	1999	2001
T.E.A.C.H. Participants:	7	25
Accredited Programs:	17	18
Center:	3	6
Homes:	14	12

Child Care Needs

Families Need More:

- More care for children with special needs
- Access to quality care for low income families
- Coordination of services

For information about child care in Delaware County, please call the Child Care Information Services at 1-800-831-3117.

² We estimate that 60% of children ages 0-5 need child care.

³ 0-5 includes children from birth through 4 years and eleven months

⁵ These figures represent children 0-13; 75% of this total applies to children from 0-5

Weekly Fees Charged	infants		toddlers		preschool		school-age	
	lowest	\$50	lowest	\$50	lowest	\$40	lowest	\$45
	average	\$136	average	\$130	average	\$119	average	\$113
	highest	\$196	highest	\$189	highest	\$173	highest	\$230
Maximum Weekly Subsidy Rate:	center	\$166	center	\$160	center	\$137	center	\$130
	family child care	\$130	family child care	\$125	family child care	\$120	family child care	\$120

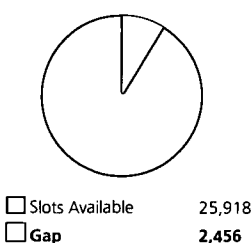
Montgomery County

- o Number of children ages 0-5 needing child care: 28,374²
- o Number of regulated child care spaces: 25,918
- o Gap: 2,456
- o Percentage of children needing child care that are without regulated care: 9%

Montgomery at a Glance

Total Population	750,097
Total Population Ages 0-5 ³	47,290
Median Household Income	\$55,580
Persons below poverty	4.8%
Children below poverty	7.1%
12,834 children under age 18 in Montgomery County are living in poverty	

Total Number of Slots Needed: 28,374



Availability of Child Care

Child Care Providers:

Family Child Care	158
Group Child Care	17
Center Child Care	363
Head Start sites	27
Head Start available to 461 children	

Number that accept subsidies:

Family Child Care	27
Group Child Care	4
Center Child Care	211

In 1999-2000, 525 new slots were created by CCRD capacity grants. The county CCIS received 3,041 child care information and referral calls in the year 2000.

Child Care Works Subsidy

Estimation of participating children⁵:

Child Care Allowance	354
Child Care Information Services	1,655

Affordability

The 2001 self-sufficiency income for a family of four (two adults, one adult, and one preschooler) in most of Montgomery County is \$4,509 per month. The average amount a family of four would spend on child care in Montgomery County is \$1,162, about 26% of their monthly income.

Monthly Income



Quality Efforts

T.E.A.C.H. Participants:	1999: 29	2001: 64
Accredited Programs:	6	14
Center:	5	11
Homes:	1	3

Child Care Needs

Families Need More:

- More care for children with special needs
- More non-traditional care (i.e. evening, overnight)
- Help with limited public transportation

Providers Need Help with:

- Staffing issues
- Licensing
- Zoning issues
- Limited public transportation

For information about child care in Montgomery County, please call the Child Care Information Services at 1-800-281-1116.

² We estimate that 60% of children ages 0-5 need child care.

³ 0-5 includes children from birth through 4 years and eleven months

⁵ These figures represent children 0-13; 75% of this total applies to children from 0-5

Weekly Fees Charged	infants		toddlers		preschool		school-age	
	lowest	average	lowest	average	lowest	average	lowest	average
	\$50	\$136	\$50	\$131	\$50	\$117	\$50	\$107
	\$294	\$280	\$280	\$280	\$280	\$280	\$170	\$170
Maximum Weekly DP Rate:	center \$168 family child care \$142	center \$159 family child care \$130	center \$136 family child care \$124	center \$125 family child care \$118				

Philadelphia County

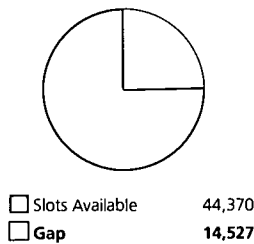
12 |

- o Number of children ages 0-5 needing child care: 58,897²
- o Number of regulated child care spaces: 44,370
- o Gap: 14,527
- o Percentage of children needing child care that are without regulated care: 25%

Philadelphia at a Glance

Total Population	1,517,550
Total Population Ages 0-5 ³	98,161
Median Household Income	\$28,897
Persons below poverty	21.7%
Children below poverty	32.8%
125,932 children under age 18 in Philadelphia County are living in poverty	

Total Number of Slots Needed: 58,897



Availability of Child Care

Child Care Providers:

Family Child Care	814
Group Child Care	78
Center Child Care	554
Head Start sites	111
Head Start available to	6,534 children

Number that accept subsidies

	CCIS	CAO
Family Child Care	506	289
Group Child Care	62	32
Center Child Care	478	308
In 1999-2000, 3,991 new slots were created by CCRD capacity grants.		

Child Care Works Subsidy

Estimation of participating children⁵:

Child Care Allowance	18,604
Child Care Information Services	14,019
School District of Philadelphia Comprehensive Day Care	1,376

Affordability

The 2001 self-sufficiency income for a family of four (two adults, one infant, and one preschooler) in Philadelphia County is \$3,889 per month. The average amount a family of four would spend on child care in Philadelphia County is \$1049, about 27% of their monthly income.

Monthly Income



Quality Efforts

	1999	2001
T.E.A.C.H. Participants:	145	237
Accredited Programs:	34	47
Center:	12	14
Homes:	12	33

Child Care Needs

Families Need More:

- Care for children with special needs

Providers Need Help with:

- Professional Development
- Licensing
- Zoning issues
- Quality improvement Plans
- Accreditation
- Assisting unregulated providers to become licensed/registered

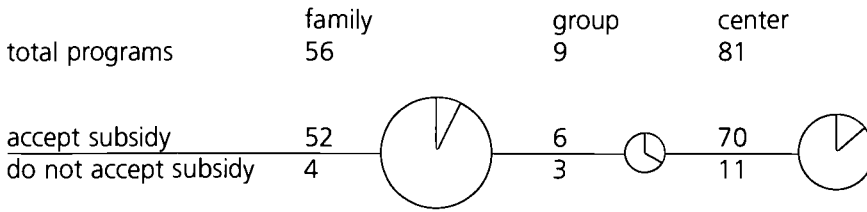
For information about child care in Philadelphia County, please call the Philadelphia Child Care Resources at 1-800-461-KIDS.

² We estimate that 60% of children ages 0-5 need child care.
³ 0-5 includes children from birth through 4 years and eleven months
⁵ These figures represent children 0-13; 75% of this total applies to children from 0-5

Weekly Fees Charged	infants		toddlers		preschool		school-age	
	lowest	\$50	lowest	\$50	lowest	\$35	lowest	\$25
	average	\$126	average	\$119	average	\$106	average	\$96
	highest	\$270	highest	\$270	highest	\$255	highest	\$200
Maximum Weekly Subsidy Rate:	center	\$171	center	\$166	center	\$125	center	\$130
	family child care	\$125	family child care	\$125	family child care	\$112	family child care	\$130

North Philadelphia

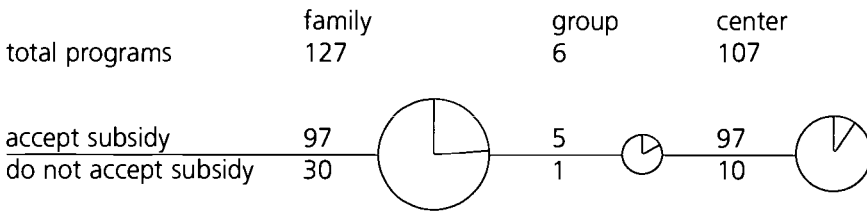
zip codes: 19121, 19122, 19123, 19125, 19130, 19132, 19133



- 42 Head Start Sites
- 3 Accredited Centers
- 1 Accredited Home
- 14 T.E.A.C.H. Sites
- 34 T.E.A.C.H. Participants

Northeast Philadelphia

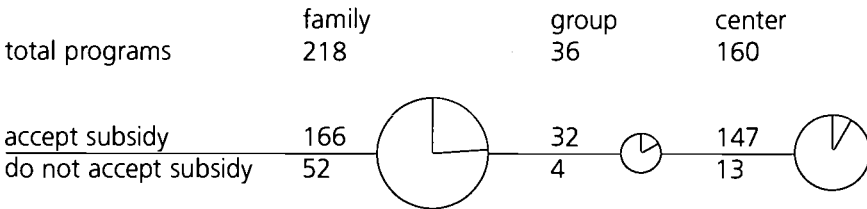
zip codes: 19111, 19114, 19115, 19116, 19120, 19124, 19134, 19135, 19136, 19137, 19149, 19152, 19154



- 9 Head Start Sites
- 3 Accredited Centers
- 1 Accredited Home
- 17 T.E.A.C.H. Sites
- 18 T.E.A.C.H. Participants

Northwest Philadelphia

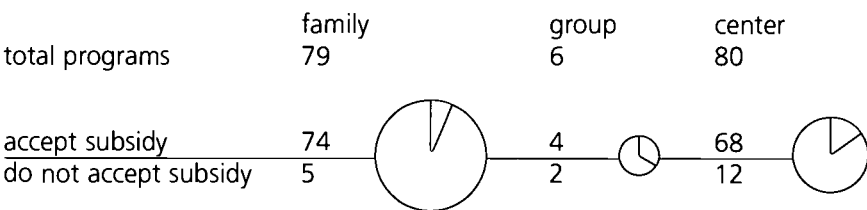
zip codes: 19118, 19119, 19126, 19127, 19128, 19129, 19138, 19140, 19141, 19144, 19150



- 21 Head Start Sites
- 4 Accredited Centers
- 15 Accredited Homes
- 22 T.E.A.C.H. Sites
- 45 T.E.A.C.H. Participants

South Philadelphia/ Center City

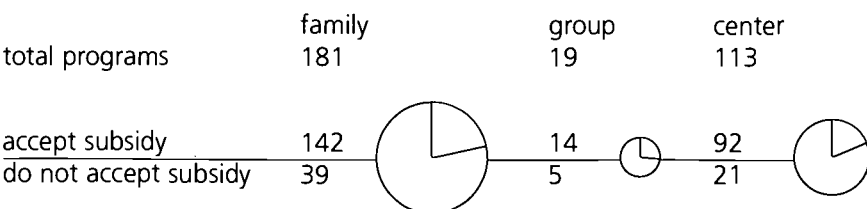
zip codes: 19102, 19103, 19106, 19107, 19112, 19145, 19146, 19147, 19148



- 15 Head Start Sites
- 3 Accredited Centers
- 1 Accredited Homes
- 6 T.E.A.C.H. Sites
- 13 T.E.A.C.H. Participants

West/ Southwest Philadelphia

zip codes: 19104, 19131, 19139, 19142, 19143, 19151, 19153



- 24 Head Start Sites
- 2 Accredited Centers
- 15 Accredited Homes
- 14 T.E.A.C.H. Sites
- 28 T.E.A.C.H. Participants

Three programs that can help pay for child care

CHILD CARE WORKS:

1 | Subsidized Child Care

Subsidized Child Care is a program administered by the CCIS to help some working families to pay for child care. Part of the cost of child care must still be paid for by the family. Families with incomes up to 200% of poverty, \$35,300 for a family of four, are eligible.

- The program will pay the cost of child care for children from infancy through age 12 or through age 19 for youth with a physical or mental disability.
- Parents can choose a center, a family or group child care home, a relative or an in-home caregiver.
- Parents must pay for part of the cost through a "co-payment." This "family co-payment" is based on income. It is the same no matter how many children in the family are in child care.
- Parents must work at least 25 hours each week.
- Parents can receive up to 12 hours more of child care for time spent in education and training in addition to 25 hours of work.
- The rules for subsidized child care make it possible for families to continue to receive subsidy as their income increases over time. Families enter the program with incomes up to 200% of Federal Poverty Guidelines (FPIG) and remain in the program until their income is above 235% of FPIG. For example, a family of two enter the program if their income is \$23,220 a year or less; and may remain in the program until income is \$27,284.

2 | Child Care Allowance

Child Care Allowance is a program of the County Assistance Office (Welfare) to help families who are receiving cash assistance pay for child care.

- The program will pay the cost of child care for children from infancy through age 12 or through age 19 for youth with a physical or mental disability.
- Parents can choose a center, a family or group child care home, a relative or an in-home caregiver.
- Working parents must pay for a part of the child care cost through a "co-payment." This "family co-payment" is based on income. It is the same no matter how many children in the family are in child care.

Food Stamp Special Allowance

A family receiving food stamps may be eligible to receive child care to prepare for, seek, accept or maintain education, training or employment. Families with income below 130% of the federal poverty guidelines may be eligible for food stamps.

3 | Head Start and Early Head Start

Head Start is a child development program for children three and four years of age, whose family income is under 100% of poverty. Early Head Start is a child development program for children from birth to three years of age.

- Head Start programs are usually part-day and part-year. Parents must choose a Head Start site that is part of the approved Head Start program.
- There is no cost for Head Start.

How to Determine Eligibility for All Three Child Care Programs

In order to be eligible for child care assistance, family income must fall into the shaded area and the family must meet other eligibility criteria. For example, to be eligible for subsidized child care a family of four must earn \$35,300 a year or less and must meet other criteria. This family will continue to be eligible until its income exceeds \$41,478 a year (235% of poverty level).

Income (before taxes)*	How many people are in your family?				Programs and Eligibility Criteria
	2 people	3 people	4 people	5 people	
\$50,000/year					Exit → 235% Poverty Level
\$45,000/year					
\$40,000/year					CHILD CARE PROGRAMS → 200% Poverty Level
\$35,000/year			up to \$35,300/year \$2,942/month	up to \$41,340/year \$3,445/month	
\$30,000/year		up to \$29,260/year \$2,438/month			Subsidized Child Care <ul style="list-style-type: none"> Income must be at or below this amount for new applicants to qualify Families already enrolled may continue to receive benefits until their income reaches the 235% level. You must work at least 25 hours a week. You must not be receiving cash assistance (TANF).
\$25,000/year	up to \$23,220/year \$1,935/month				
\$20,000/year					Head Start and Early Head Start → 100% Poverty Level
\$15,000/year			up to \$17,650/year \$1,471/month	up to \$20,670/year \$1,723/month	
\$10,000/year	up to \$11,610/year \$968/month	up to \$14,630/year \$1,219/month			Child Care Allowances <ul style="list-style-type: none"> You are getting cash assistance (TANF) and must be: <ul style="list-style-type: none"> looking for a job, or going to an approved school or training program, or working (paid or volunteer).
\$5,000/year					
\$0	Office of Income Maintenance cash grant vary by county in the Southeast Region (allowances range from 65% of the poverty level for a family of two to 72% of the poverty level for a family of five)				

* Some income deductions or exclusions may apply.



Accreditation - Process of using standard criteria to measure a program's quality, and using outside experts to determine compliance with the established criteria. Examples of accrediting organizations are the National Association for the Education of Young Children (NAEYC), the National Association for Family Child Care (NAFCC), Council on Accreditation for Services to Families and Children (COA), the National Early Childhood Program Accreditation (NECPA), and the Association of Christian School International's (ASCI) Preschool Accreditation Program.

Child Care Allowance - Funds available through the County Assistance Office to pay for child care expenses for families moving from welfare to work.

Child Care Center - A licensed program serving 7 or more children. The process of becoming a child care center requires one or more visits by the Department of Public Welfare to verify that health and safety standards are being met.

Child Care Resource Developers (CCRD) - A project funded by the Department of Public Welfare to increase the availability of child care and to improve its quality. Crime Prevention Association administers this program in Southeastern Pennsylvania.

Child Care Information Services (CCIS) - Funded by the Department of Public Welfare. CCIS helps families find, select, and pay for child care. Resource and Referral services are available to all families; the subsidy payments are available to working families with low to moderate incomes.

County Assistance Office (CAO) - The local office of the Department of Public Welfare that helps families make the transition from welfare to work and provides the Child Care Allowance.

Co-payment - The weekly fee that families receiving subsidy pay towards their child care expenses.

Department of Public Welfare - State agency responsible for regulating child care in Pennsylvania, paying for the child care allowances and subsidies, as well as planning and quality improvement activities.

Family child care - A registered child care program serving 4 to 6 children who are unrelated to the provider. The process of becoming a family child care provider is one of self-certification. A small percentage of family child care homes are inspected annually by the Department of Public Welfare.

Group child care - Licensed child care program caring for up to 12 children (up to 15 if all children are older school age). The process of becoming a group child care provider requires one or more visits by the Department of Public Welfare to verify that health and safety standards are being met.

Head Start - Federally funded preschool program for children from low-income families. Traditionally, Head Start was a part-time part-year program; increasingly "Head Start Wrap Around" combines child care with Head Start to better meet the needs of working families. Head Start is funded directly by the federal government through contracts with chosen providers.

Licensed Child Care - Group child care providers and child care centers licensed by the Department of Public Welfare.

Regulated provider - A family child care provider who is registered with the Department of Public Welfare (DPW) or a group or center that has a DPW license.

Self-Sufficiency Standard - Estimate of the amount of income needed to cover basic expenses, based on family size and age(s) of children.

T.A.N.F. - Temporary Assistance to Needy Families, the successor to AFDC, provides money for dependent children and their parents or other relatives with whom they live and for pregnant women.

T.E.A.C.H. - An acronym for the Teacher Education and Compensation Helps program, which encourages child care providers and teachers to receive more training and education, and reduces staff turnover.

Contacts

For help finding or paying for child care, call Child Care Information Services (CCIS) in your county.

Bucks: 215-348-1283
800-371-2109

Chester: 610-344-5717
800-870-2323

Delaware: 610-713-2250
800-831-3117

Montgomery: 610-278-3707
800-281-1116

Philadelphia: 888-461-KIDS

For information about public financing for child care facilities through grants or loans, call:

Child Care Resource Developers:
215-271-1267 or 1-877-660-CCRD (2273)

For information about child care regulation, call:

**Department of Public Welfare, Day Care Licensing,
Southeastern PA Regional Office: 215-560-2807**

For information about joining with others to improve child care quality, and for information about T.E.A.C.H. and accreditation, call:

Child Care Matters: 215-665-2552
www.childcarematters.org

For information about developing family-friendly employment policies, call:

Child Care Matters: 215-665-2459

To make a complaint about a child care home or center call:

Department of Public Welfare Hotline: 1-800-346-2929

Sources

Bureau of Policy, Division of Health Services, Commonwealth of Pennsylvania 2001 Federal Poverty Income Guidelines, February 2001.

Center for the Child Care Workforce. "Current Data on Child Care Salaries and Benefits in the United States," March 2001.

Child Care Matters/Philadelphia Citizens for Children and Youth, information on T.E.A.C.H. and accreditation participation in the Southeast Region.

Delaware Valley Association for the Education of Young Children, information on accredited centers, 2001

Information on Head Start was received from the Region Three Head Start office.

Information on the number of regulated programs accepting subsidies by program type and the number of resource and referral calls was obtained from the office of Child Care Information Services of Bucks, Chester, Delaware, Montgomery, and Philadelphia Counties.

Keystone Research Center, Harrisburg, PA, information on five-county average weekly wage

Mitchell, Anne, Louise Stoney and Harriet Dichter, "Financing Child Care in the United States: An Illustrative Catalog of Current Strategies", for the Ewing Marion Kauffman Foundation and the Pew Charitable Trusts, 1997.

National Institute of Child Health & Human Development, "NIH News Alert," July 1, 1999, "Children Score Higher on Tests When Child Care Meets Professional Standards."
www.nichd.nih.gov/new/releases/DAYCR992.htm

National Institute of Child Health & Human Development. "NIH News Alert," January 26, 1999, "NICHD Child Care Study Investigators to Report on Child Care Quality Higher Quality Care Related to Less Problem Behavior."
www.nichd.nih.gov/new/releases/DAYCAR99.htm

Pearce, Diana and Jennifer Brooks. "The Self Sufficiency Standard for Pennsylvania: Summary Report", Sept. 2001, Women's Association for Women's Alternatives, Inc.

Pennsylvania Child Care Association (PACCA), information on T.E.A.C.H. participation in the Southeast Region, 2001.

Pennsylvania Department of Public Welfare, Southeast Region Day Care Office, information on licensed capacity, February 2001

Pennsylvania Department of Public Welfare, "Maximum Daily Child Care Allowances: by SEPA Counties," Effective 10/01/01

Pennsylvania Department of Public Welfare, "Southeast Region Child Care Resource Developers, SEPA County Profiles, 2000".

Pennsylvania Legislative Budget and Finance Committee, "Salary Levels and Their Impact on Quality of Care for Child Care Workers in Licensed Day Care Programs" (Harrisburg: PLBFC, 1999).

U.S. Census Bureau, Census, 1998, 1999 population estimates; available figures from Census 2000



U.S. Department of Labor, <http://www.dol.gov/dol/wb/childcare/ccstats.htm>



Philadelphia Citizens for Children and Youth

7 Benjamin Franklin Parkway
Philadelphia, PA 19103

Nonprofit
U.S. Postage PAID
Philadelphia, PA
Permit No. 5052





U.S. Department of Education
Office of Educational Research and Improvement (OERI)
National Library of Education (NLE)
Educational Resources Information Center (ERIC)



NOTICE

Reproduction Basis



This document is covered by a signed "Reproduction Release (Blanket)" form (on file within the ERIC system), encompassing all or classes of documents from its source organization and, therefore, does not require a "Specific Document" Release form.



This document is Federally-funded, or carries its own permission to reproduce, or is otherwise in the public domain and, therefore, may be reproduced by ERIC without a signed Reproduction Release form (either "Specific Document" or "Blanket").

EFF-089 (3/2000)

PS029973