

DOCUMENT RESUME

ED 459 059

SE 065 270

AUTHOR Boehm, Josef
TITLE Basic Skills and Technology--Not a Contradiction, but a Completion.
PUB DATE 1999-09-00
NOTE 11p.
PUB TYPE Opinion Papers (120)
EDRS PRICE MF01/PC01 Plus Postage.
DESCRIPTORS Basic Skills; Educational Strategies; Elementary Secondary Education; Learning Strategies; *Mathematics Instruction; *Technology

ABSTRACT

Are certain basic (manipulating and other) skills still necessary in math teaching? This paper provides examples to demonstrate that modern computers and hand-held technologies can be used to encourage students of all levels to practice those skills. The examples have proven to be successful in classrooms, and there are many other possibilities to improve basic ideas in many ways using the features of all resources. (DDR)

Reproductions supplied by EDRS are the best that can be made
from the original document.

Basic Skills and Technology

- not a Contradiction, but a Completion

Josef Böhm, Bundeshandelsakademie St. Pölten
nojo.boehm@pgv.at

Abstract

Are certain basic (manipulating and other) skills still necessary in math teaching? If so, then we should talk about which ones and in which amount. Some examples shall demonstrate that we can use modern computer and hand held technologies to encourage pupils and students of all levels to practise those skills which might be neglected in many cases using technology in math education. The examples presented have proved to be successful in classes but certainly there are many possibilities to improve the basic ideas in many ways using the features of all resources available at the moment.

At almost all discussions on the use of a CAS in teaching mathematics the question appears if mathematical basic (manipulating) skills are lost by using computers or not. At the same occasions it is emphasized by the members of the discussion that there is a need in investigating which basic skills are still necessary and in which amount.

I start from my point of view that - at this moment - we cannot and should not do without certain basic skills in mathematics. I feel unable to give any forecast for the future. I am sure that we could significantly rise the acceptance of technology in teaching mathematics by sceptic and critical teachers or technology refusing educational systems if we would be able to apply technology not only to present real life problems or new - for some people radical - didactical approaches but also to improve basic calculating and manipulating techniques and mathematical capabilities. We can very consciously practise all those techniques using technology which could be neglected by a (too?) intensive use of the technology.

It would be necessary and helpful to set up a list of such basic techniques which teachers would like to have practised by their students. From my own experience I can say that it is very useful to provide the pupils - or students - with tools which enable them to help themselves in case of troubles and difficulties. It is not sufficient to have a textbook with lots of examples followed by the solutions and the students don't find the way from the problem to the solution. At the other hand it is not sufficient to have problems followed by a step by step solution. Sometimes it could be useful to work out a student - computer interactive strategy to help overcoming some deficits.

The teachers should present their wishes and visions independent of any special soft- or hardware and without any need of producing ideas how to realise their ideas. The software people could present or describe potentialities which might be unknown by most of us teachers.

I collected a few ideas of skills which could be practised and improved using computers (that is only a glimpse and I know that the discussion could lead to the conclusion: "we don't need this or that any longer in computer age").

PERMISSION TO REPRODUCE AND
DISSEMINATE THIS MATERIAL HAS
BEEN GRANTED BY

J. Boehm

TO THE EDUCATIONAL RESOURCES
INFORMATION CENTER (ERIC)

U.S. DEPARTMENT OF EDUCATION
Office of Educational Research and Improvement
EDUCATIONAL RESOURCES INFORMATION
CENTER (ERIC)

This document has been reproduced as
received from the person or organization
originating it.

Minor changes have been made to
improve reproduction quality.

• Points of view or opinions stated in this
document do not necessarily represent
official OERI position or policy.

BEST COPY AVAILABLE

ERIC
Full Text Provided by ERIC

- Estimating numerical results
- Working with percentages
- Working with fractions
- Elementary algebraic operations (factorising,)
- Recognising types of functions by their graphs
- Functions (Relations) and their various representations
- Solving equations (linear, quadratics and systems of equations)
- Calculus techniques
- Improving 2D and 3D imagination
- Calculating mentally
- Transformations of functions
-
-
-

Inspired by ideas from J. Vermeulen (Belgium), Heinz Rainer Geyer (Germany) and J. Wiesenbauer (Austria) I tried to produce training- and practise programs for my students (secondary level II), which I want to present as seed for further developments. The platforms are DERIVE and the TI-92. The only reason for that is because I mainly use those to CAS. I am sure that you can use each of the available systems, but the goal must be to develop software products which will meet our - the teachers' and the students' - very special wishes, ideas and visions.

I have tried to work with such tools since long. In my first years working with computers I produced programs written in BASIC. It is quite nice to follow the development of hard- and software on one application: The Rule of Vieta, presenting random generated examples.

I will allow a nostalgic look into the program code – I am happy to have done this a couple of years ago. It helps a lot to program with modern software tools.

```

      V I E T A -  Ü B U N G S P R O G R A M M
-----
Aufgabe 2                                davon richtig: 1

q2 - 9q + 20 = 0

Wie heißt die 1. Lösung q1 = 7.5
Wie heißt die 2. Lösung q2 = ?
lcidcr falsch !

```

```

Datei Bearbeiten Ansicht Suchen Ausführen Debug Optionen Hilfe
VIETA.BAS
10 '**** Trainingsprogramm zum Vieta'schen Wurzelsatz
15 '*** Programmname M 1
20 '      Böhm 1985
25 COLOR 15, 1
30 RANDOMIZE TIMER
100 CLS : LOCATE 5, 20: PRINT "V I E T A - ÜBUNGSPROGRAMM"
110 LOCATE 6, 20:      PRINT "-----"
115 AU = AU + 1
120 LOCATE 8, 10: PRINT "Aufgabe"; AU
130 LOCATE 8, 40: PRINT "davon richtig:"; R
135 FOR Z = 14 TO 22: LOCATE Z, 1: PRINT STRING$(75, " "): NEXT Z
140 T = 0
200 B = INT(RND(1) * 26) + 97
210 X1 = INT(RND(1) * 21) - 10: X2 = INT(RND(1) * 31) - 15
215 IF X1 * X2 = 0 OR X1 = -X2 THEN 210
220 B$ = CHR$(B)
225 K1 = -X1 - X2: K2 = X1 * X2
226 IF K1 < 0 THEN V1$ = "-" ELSE V1$ = "+"
Direkt
UMSCH+F1=Hilfe F6= Fenster F2=SUBs F5=Ausf F8=Schrift 000018001

```

Then I changed to *DERIVE* working with a class in the computer lab:

```

#3: VIE(3, x)
      2
      x - 49 = 0
#4: [ x - 21·x + 108 = 0
      2
      x - 5·x - 6 = 0 ]
#5: H [ x - 21·x + 108 = 0
      2
      x - 5·x - 6 = 0 ]
#6: [ x = 7 x = -7
      x = 9 x = 12
      x = -1 x = 6 ]

```

Congratulations if you are right. Now try the next five problems!

Press any key to continue_

Simp(#5) Free:100% Derive Algebra

The idea stayed the same, the tool changed and it changed once more to handheld technology. I rediscovered my old BASIC-program, converted it to the TI's syntax and we practised "Vieta" in the lessons, in the breaks, at home, sometimes in the train or sometimes just for fun or – how a student told us – as a means to find her concentration before learning for other subjects.

Practise the Rule of Vieta

```

MAIN  Algebraic Calc 0/30 8152
Problems: 1, correct 1
g^2 + 18·g + 80 = 0
1. Solution:
-10
2. Solution:
-8
right
End = ESC. next = any
  
```

```

MAIN  Algebraic Calc 0/30 8152
Problems: 3, correct 3
c^2 - 10·c - 11 = 0
1. Solution:
-11
2. Solution:
1
sorry, false  x1 = 11, x2 = -1
End = ESC. next = any
  
```

Allow me another remembrance to my BASIC past: a program to revise the students' knowledge on set theory. I am still using that tool, the students like it and it doesn't take too long time to achieve quite reasonable results.

```

A N C A B E
G = {9, 17, 12, 20, 15, 2, 3, 25, 7, 10, 16, 11, 6, 22}
A = {20, 16, 17, 11, 6, 7, 15, 12, 25, 22, 2, 9, 3, 10}
B = {20, 22, 6, 15, 3, 9, 11, 10}
C = {12, 25, 11, 16}
  
```

Aufgabe: $(A \setminus B) \setminus (A \setminus C)$

$$(A \setminus B) \setminus (A \setminus C) = \{9, 17, 15\}$$

Das stimmt leider nicht.

$$(A \setminus B) \setminus (A \setminus C) = \{16, 12, 25\}$$

< ENTER >

Problem: $(A \cup B) \cap (A \cup C) \cap (B \cup C)$

richtig! < ENTER >

? löst das Problem!

Für die Mengen nur den Buchstaben, für die Teilmengen nur die Ziffer eingeben.

Teilmengen werden grün gefüllt. Belegte Teilmengen können durch nochmaliges Ansprechen geleert werden.

Die Eingabe kann abgeschlossen werden, wenn nur mehr dunkle Teile vorkommen.

Some other examples are following:

Practise factorising (Jan Vermeylen)

#19: POL(3)

$$\left[\begin{array}{l} -2 \cdot x^2 - 16 \cdot x - \frac{158}{5} \\ 9 \cdot x^3 - 72 \cdot x^2 + 216 \cdot x \\ -6 \cdot x^3 + 84 \cdot x^2 - \frac{2052 \cdot x}{7} \end{array} \right]$$

#20:

$$\left[\begin{array}{l} -2 \cdot \left[x + \frac{\sqrt{5}}{5} + 4 \right] \cdot \left[x - \frac{\sqrt{5}}{5} + 4 \right] \\ 9 \cdot x \cdot (x^2 - 8 \cdot x + 24) \\ -6 \cdot x \cdot \left[x + \frac{\sqrt{7}}{7} - 7 \right] \cdot \left[x - \frac{\sqrt{7}}{7} - 7 \right] \end{array} \right]$$

#21: POL(4)

$$\left[\begin{array}{l} 9 \cdot x^4 - 18 \cdot x^3 + 9 \cdot x^2 \\ 9 \cdot x^2 - 27 \\ -63 \cdot x^3 - 318 \cdot x^2 + 807 \cdot x - 378 \\ 49 \cdot x^2 + 84 \cdot x + 36 \\ 36 \cdot x^2 + 96 \cdot x + 64 \end{array} \right]$$

#24:

$$\left[\begin{array}{l} 9 \cdot x^2 \cdot (x - 1)^2 \\ 9 \cdot (x + \sqrt{3}) \cdot (x - \sqrt{3}) \\ 21 \cdot (x + 7) \cdot \left[\frac{9}{7} - x \right] \cdot (3 \cdot x - 2) \\ (7 \cdot x + 6)^2 \\ 4 \cdot (3 \cdot x + 4)^2 \end{array} \right]$$

#25:

POL(n) produces n random number generated problems.

The students have to factorise using pencil and paper and then check their solution.

The file could easily be changed to practise special types of factorizations if necessary.

(This example is some years old and could be adapted to other platforms)

It could look like the next trainings tool (J.Böhm). My students liked it and used it:

F1 Info & Ende F2 Binome F3 Sonstiges
 1: Quadrat
 2: Kubus
 3: (a+b)(a-b)
 binom()
 TYPE OR USE ←+ →+ ENTER)=OK AND (ESC)=CANCEL

(10 · f - 3 · o)²
 Lösung:
 (100f² - 30f · o + 9o²)
 leider falsch!
 100 · f² - 60 · f · o + 9 · o²
 Menue = ESC, weiter = beliebig
 MAIN DEG AUTO FUNC 1/30

F1 Info & Ende F2 Trinome F3 Sonstiges
 1: Trinome
 2: Binomprodukt
 3: Bunt gemischt
 MAIN DEG AUTO FUNC 1/30

(7 · z + 7 · d - 5 · n)²
 Lösung:
 49z² + 49d² +
 MAIN DEG AUTO FUNC 1/30

They practised squaring and cubing binomials, squaring trinomials, multiplying binomials mentally and with "Bunt gemischt" they are presented a random generated sequence of problems. So you can have competitions in the class room and the pupils become very very busy, even the weaker ones.

The next example is from H.R.Geyer to help students improving their mentally calculation skills.

```

#27: XIBARKS(5, 20) = [ 9 " " 2
                     15 " " 2
                     11 " " 2
                     6 " " 2
                     4 " " 2 ]

#28: MIKED(10, 100) = [ 1654 " " 38
                      1224 " " 36
                      37 " " 66
                      159 " " 45
                      16 " " 19
                      42 " " 70
                      56 " " 57
                      66 " " 70
                      47 " " 64
                      47 " " 64 ]

#29: CHECK [ 1674 / 36 = 46, 1224 / 36 = 34. 37 + 66 = 103. 59 - 55 = 4. 16 + 19 = 35. ]

#30: [ 43 = 38 "wrong"
      24 = 24 "right"
      103 = 103 "right"
      4 = 4 "right"
      20 = 25 "right"
      3640 = 3640 "right"
      -4 = -4 "right"
      -4 = -4 "right"
      189 = 189 "right"
      46 = 46 "right" ]

COMMENT: MATHS Bk 13 Calculus Derivs Expand Taylor Help Juvy Golov Ratwoc
          Options Full Calc Mode Symbolic Transfer Database Mode Window Support
          Enter option: G:\MATHS\B\B\02\M1 - F0011002
          Boris Alukhin

```

```

#22: SERGE
[ 3 "de element is:" 22
  "het" "verschil is:" 19 ]
[ 3 "de element is:" 14
  "het" "verschil is:" 14 ]
#23: [ 7 "de element is:" -103
      "het" "verschil is:" -19 ]
[ 14 "de element is:" -32
  2 "de som is:" -39 ]
[ 10 "de element is:" 81
  14 "de element is:" 113 ]

```

J. Vermeylen produced a DERIVE file to have lots of "standard problems" dealing with arithmetic series. "verschil" is the difference d of the series.

The other screen shot stems from a very busy discussion in the DERIVE community to produce a sort of report when solving an equation and applying various equivalence transformations. Johann Wiesbauer solved the problem with a very sophisticated tool.

So students are able to reproduce, what they have done using paper and pencil and check their results with the computer's ones. They find their mistakes by themselves.

```

#16: DO(0 - 1) = (2 * x = 2)
#17: DO[ 0 / 2 ] = (x = 1)

#18: P1AV = [ 3 * x + 1 - 7 = 20 [0 + 7]
            3 * x + 1 = 27 [LN(0)]
            2 * x + 1 = 3 [0 - 1]
            x = 2 [0 / 2]
            x = 1 [1] ]

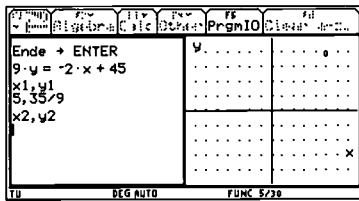
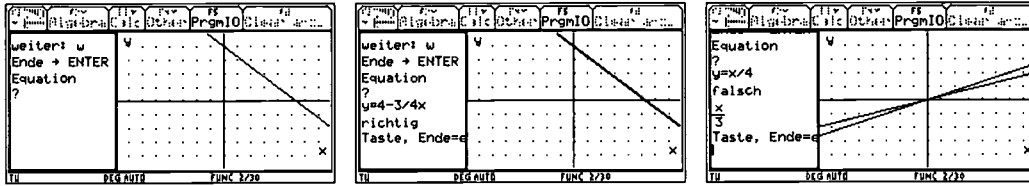
#19: MM

#20: RECORD[ 2 * x + 1 = 1 - 4 * x ] = [ 2 * x + 1 = 1 - 4 * x ]
#21: DO(0 - 15) = (3 * (2 * x + 1) = 3 * (1 - 4 * x))
#22: DO(0 - 15) = (10 * x + 3 = 3 - 12 * x)
#23: DO(0 - 10 * x) = (5 = 3 - 22 * x)
#24: DO(0 - 3) = (2 = - 22 * x)
#25: DO[ 0 / -22 ] = [ - 1 / 11 = x ]

#26: P1AV = [ 2 * x + 1 = 1 - 4 * x [15 * 0]
            3 * (2 * x + 1) = 3 * (1 - 4 * x) [0 - 10 * x]
            5 = 3 - 22 * x [0 - 3]
            2 = - 22 * x [0 / -22]
            - 1 / 11 = x [1] ]

```

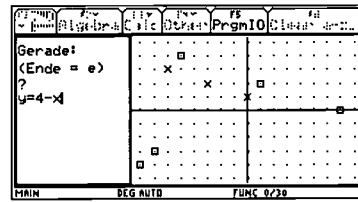
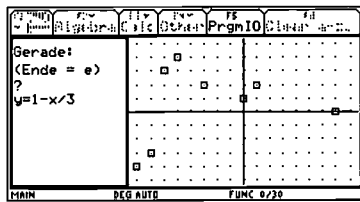
I found it useful and necessary as well that students can find the equation of a linear function, seeing its graph. They also should be able to have an imagination of the graph seeing the linear function very quick: "Match the Line!"



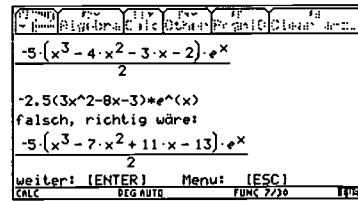
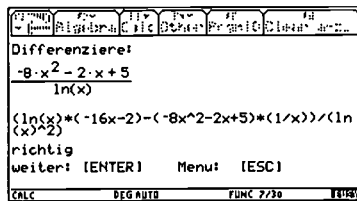
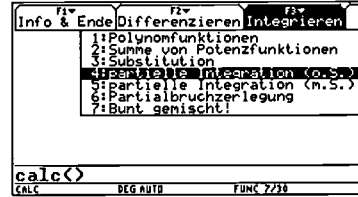
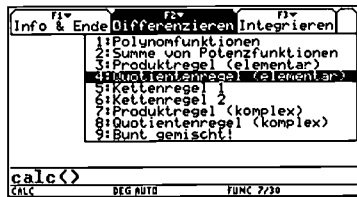
"Find two points!"

You enter the second point, see a second "ball" on the grid and if you are lucky the line passes the two "balls". The linear function appears in various representations (explicit, implicit, ..)

Finally I produce a "game". Give some random points on the grid and let the students hit them with as few lines as possible, or do that with parabolas



Another tool helped one of my classes to improve their differentiating and integrating skills. I produced a program calc() for the TI-92 and then they were able to practise whenever they had some time and what they found to be necessary for them:



There can be lots of improvements, I know. It would be better to explain the way how to do it correctly to have really a learning tool. What do you say to the next program, written by Philippe Fortin from France. He calls the program "stepder" from "Stepwise deriving functions":

Computing the derivative of

$$f(x) = x^3 \cdot \sin(x^3)$$

$$f(x) = f1(x) \cdot f2(x)$$

$$\frac{d}{dx}(f(x)) = \frac{d}{dx}(f1(x)) \cdot f2(x) + \frac{d}{dx}(f2(x)) \cdot f1(x)$$

Derivative of factor #1

Computing the derivative of

$$f1(x) = x^3$$

STEPDER RAD EXACT FUNC 30/30

Computing the derivative of

$$f1(x) = x^3$$

$$(x^n)' = n \cdot x^{(n-1)}$$

$$\frac{d}{dx}(f1(x)) = 3 \cdot x^2$$

Derivative of factor #2

Computing the derivative of

$$f2(x) = \sin(x^3)$$

STEPDER RAD EXACT FUNC 30/30

Derivative of factor #2

Computing the derivative of

$$f2(x) = \sin(x^3)$$

It's a functions composition

$$f2(x) = \phi(u(x))$$

$$\phi(x) = \sin(x)$$

$$u(x) = x^3$$

STEPDER RAD EXACT FUNC 30/30

$u(x) = x^3$

The derivative of $\phi(u(x))$ is

$$u'(x) \cdot \phi'(u(x))$$

$$\phi(x) = \sin(x)$$

The derivative of ϕ is

$$\frac{d}{dx}(\phi(x)) = \cos(x)$$

$$f2(x) = \sin(u(x))$$

STEPDER RAD EXACT FUNC 30/30

Computing the derivative of

$$u(x) = x^3$$

$$(x^n)' = n \cdot x^{(n-1)}$$

$$\frac{d}{dx}(u(x)) = 3 \cdot x^2$$

then ...

$$\frac{d}{dx}(f2(x)) = 3 \cdot x^2 \cdot \cos(x^3)$$

STEPDER RAD EXACT FUNC 30/30

then ...

$$\frac{d}{dx}(f2(x)) = 3 \cdot x^2 \cdot \cos(x^3)$$

The derivative of

$$f(x) = f1(x) \cdot f2(x)$$

is then :

$$\frac{d}{dx}(f(x)) = 3 \cdot x^5 \cdot \cos(x^3) + 3 \cdot x^2 \cdot \sin(x^3)$$

End of the step by step computation.

STEPDER RAD EXACT FUNC 30/30

The last example is part of a whole sequence to teach the pupil how they can help themselves reaching a sound level in working and manipulating with fractions.

Before working with fractions we had together developed a function to calculate the GCD of general expressions, to check the common denominator and then we used a selfmade function ew(expr) to find the expanding factor for the denominator expr with a common denominator gn.

Step by step the students can perform their calculation and check it using the calculator.

From the **TI 92 Worksheet 3**

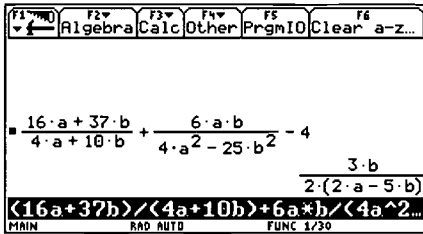
We have predefined a function **ew(expr)** which returns the expanding factor for a fraction with denominator **expr** and the given common denominator **gn**

Train your skills in calculating and manipulating with fractions

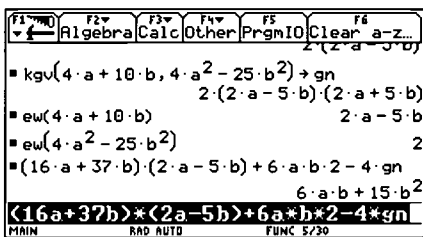
Example 2: $\frac{16a + 37b}{4a + 10b} + \frac{6ab}{4a^2 - 25b^2} - 4 =$

Calculate without the TI. Write down your result:

Here it is.



Can you find a reason why this calculation could cause a very special mistake?



Compare the common denominator and the factors used to bring all the numerators over a common denominator.

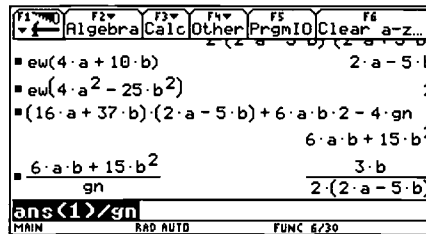
Explain the last part in the edit line:

$-4 * \text{gn} :$

How to work with an expanding factor $\text{ew}()$? $-4 * \text{ew}(\dots)$.

The remaining work is very easy:

Explain the relation between left and right hand side in the last row of the history area:



The underlying basic idea sounds very strange and controversial:

In addition to all the wellknown reasons to include modern technologies into mathematics teaching, which I like and support in a very high degree, I also use the technology in many cases to improve manipulatings skills which seem to be no longer of any importance by using these technologies.

If you would like to try some of the tools presented in this paper, then please contact me. I would appreciate any suggestions and ideas dealing with this topic.

Josef Böhm
Bundeshandelsakademie St.Pölten
A 3100 St. Pölten
Waldstr. 1
Austria
email: nojo.boehm@pgv.at



U.S. Department of Education
Office of Educational Research and Improvement (OERI)
National Library of Education (NLE)
Educational Resources Information Center (ERIC)



REPRODUCTION RELEASE
(Specific Document)

I. DOCUMENT IDENTIFICATION:

Title: BASIC SKILLS AND TECHNOLOGY - NOT A CONTRADICTION, BUT A COMPLETION
Author(s): JOSEF BOEHM
Corporate Source:
Publication Date: Sept 1999

REPRODUCTION RELEASE:

In order to disseminate as widely as possible timely and significant materials of interest to the educational community, documents announced in the monthly abstract journal of the ERIC system, Resources in Education (RIE), are usually made available to users in microfiche, reproduced paper copy, and electronic media, and sold through the ERIC Document Reproduction Service (EDRS). Credit is given to the source of each document, and, if reproduction release is granted, one of the following notices is affixed to the document.

If permission is granted to reproduce and disseminate the identified document, please CHECK ONE of the following three options and sign at the bottom of the page.

Three permission options: Level 1 (reproduction in microfiche or other ERIC archival media), Level 2A (reproduction in microfiche and in electronic media for ERIC archival collection subscribers only), and Level 2B (reproduction and dissemination in microfiche only). Each option includes a signature line and a box to be checked.

Documents will be processed as indicated provided reproduction quality permits. If permission to reproduce is granted, but no box is checked, documents will be processed at Level 1.

I hereby grant to the Educational Resources Information Center (ERIC) nonexclusive permission to reproduce and disseminate this document as indicated above.
Signature: [Handwritten Signature]
Printed Name/Position/Title: Mag. JOSEF BOEHM
Organization/Address: D'Lost 1, A-3042 WUERHIA, AUSTRIA
Telephone: ++ 43 22758207 FAX: 43 22758207
E-Mail Address: hojo.boehm@p9v.at Date: 1/10/2001

Sign here, please