

DOCUMENT RESUME

ED 458 535

CS 014 501

TITLE Put Reading First: Helping Your Child Learn To Read. A Parent Guide. Preschool through Grade 3.

INSTITUTION RMC Research Corp., Arlington, VA.; National Inst. for Literacy, Washington, DC.; National Inst. of Child Health and Human Development (NIH), Bethesda, MD.; Department of Education, Washington, DC.

PUB DATE 2001-00-00

NOTE 9p.; For a related guide for teachers, see CS 014 502. Published by the Partnership for Reading.

CONTRACT ED-00-CO-0093

AVAILABLE FROM ED Pubs, PO Box 1398, Jessup, MD 20794-1398. Tel: 877-433-7827 (Toll Free); Fax: 301-430-1244; e-mail: EdPubOrders@aspensys.com. For full text: <http://www.nifl.gov>.

PUB TYPE Guides - Non-Classroom (055)

EDRS PRICE MF01/PC01 Plus Postage.

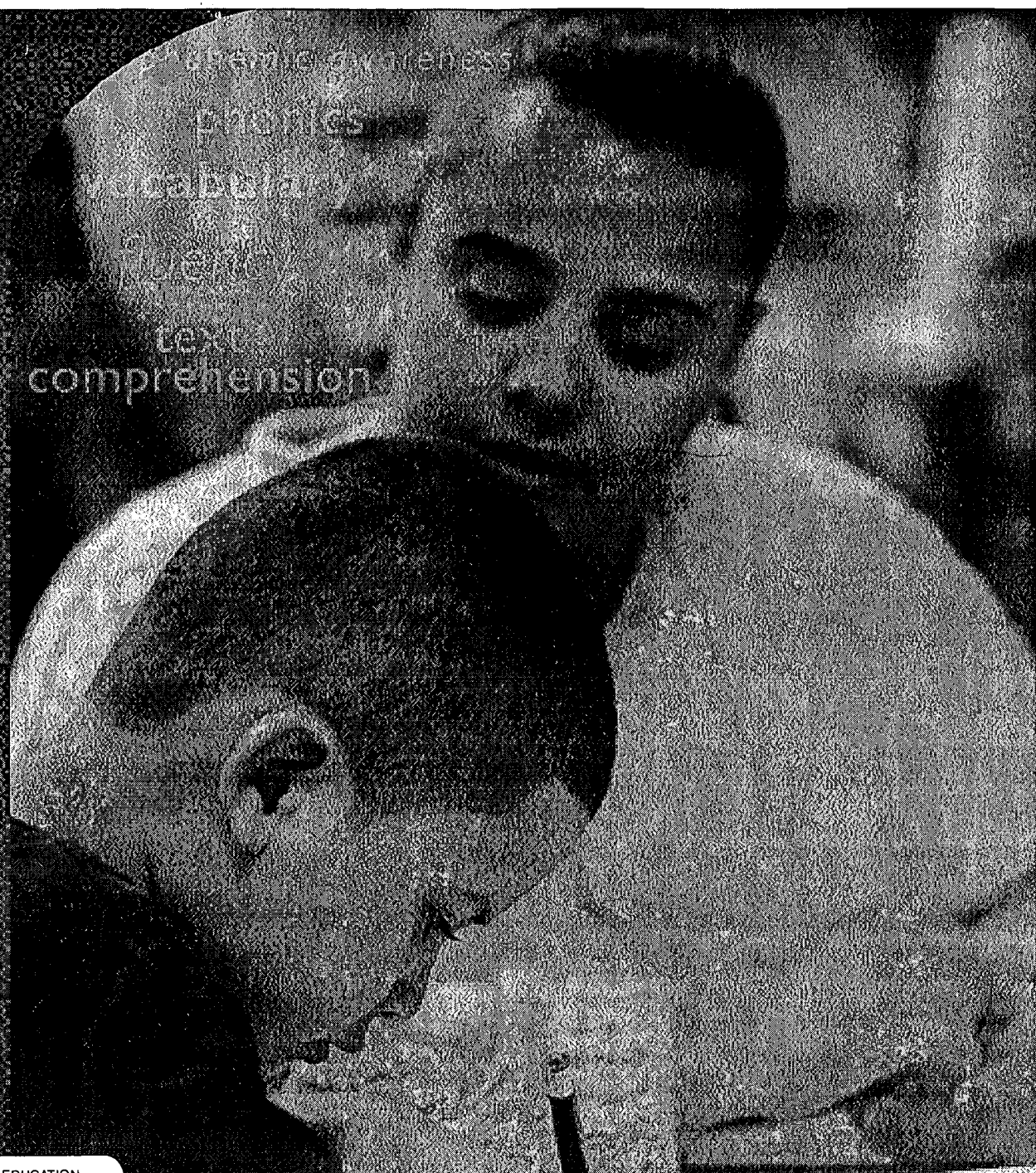
DESCRIPTORS Early Childhood Education; *Parent Participation; *Reading Instruction; Reading Programs; Reading Research; *Reading Skills; *Skill Development

IDENTIFIERS *Partnership for Reading

ABSTRACT

This brochure is the work of the Partnership for Reading, a collaborative effort of the National Institute for Literacy (NIFL), the National Institute of Child Health and Human Development (NICHD), and the United States Department of Education. The brochure's collaborating organizations seek to make evidence-based reading research available to educators, parents, policymakers, and others with an interest in helping all people learn to read well. The brochure begins by outlining some important skills that must be developed in children to make reading possible. It then describes what a quality reading program should look like at school and how parents can support that program through activities with their children. The brochure advises parents on how they can help when the child is just beginning to learn to read, when the child is just beginning to read, and when the child is reading. (NKA)

Learning by fitness
Principles
Models
Literacy
Text
comprehension



Put Reading First

Helping Your Child Learn to Read


A PARENT GUIDE

PRESCHOOL THROUGH GRADE 3

2 BEST COPY AVAILABLE

U.S. DEPARTMENT OF EDUCATION
Office of Educational Research and Improvement
EDUCATIONAL RESOURCES INFORMATION
CENTER (ERIC)
 This document has been reproduced as received from the person or organization originating it.
 Minor changes have been made to improve reproduction quality.

 Points of view or opinions stated in this document do not necessarily represent official OERI position or policy.



Success in school starts with reading.

When children become good readers in the early grades, they are more likely to become better learners throughout their school years and beyond.

Learning to read is hard work for children. Fortunately, research is now available that suggests how to give each child a good start in reading.

Becoming a reader involves the development of important skills, including learning to:

- **use** language in conversation
- **listen** and respond to stories read aloud
- **recognize** and name the letters of the alphabet
- **listen** to the sounds of spoken language
- **connect** sounds to letters to figure out the "code" of reading
- **read** often so that recognizing words becomes easy and automatic
- **learn** and **use** new words
- **understand** what is read

Preschool and kindergarten teachers set the stage for your child to learn to read with some critical early skills. First, second, and third grade teachers then take up the task of building the skills that children will use every day for the rest of their lives. As a parent, you can help by understanding what teachers are teaching and by asking questions about your child's progress and the classroom reading program.

You can also help your children become readers. Learning to read takes practice, more practice than children get during the school day. This brochure describes what a quality reading program should look like at school and how you can support that program through activities with your children.

If your child is just beginning to learn to read

At school you should see teachers...

- **Teaching the sounds of language.** The teacher provides opportunities for children to practice with the sounds that make up words. Children learn to put sounds together to make words and to break words into their separate sounds.
- **Teaching the letters of the alphabet.** Teachers help children learn to recognize letter names and shapes.
- **Helping children learn and use new words.**
- **Reading to children every day.** Teachers read with expression and talk with children about what they are reading.

At home you can help by...

- **Practicing the sounds of language.** Read books with rhymes. Teach your child rhymes, short poems, and songs. Play simple word games: *How many words can you make up that sound like the word "bat"?*
- **Helping your child take spoken words apart and put them together.** Help your child separate the sounds in words, listen for beginning and ending sounds, and put separate sounds together.
- **Practicing the alphabet by pointing out letters wherever you see them and by reading alphabet books.**

If your child is just beginning to read

At school you should see teachers...

- **Systematically teaching phonics—how sounds and letters are related.**
- **Giving children the opportunity to practice the letter-sound relationships they are learning.** Children have the chance to practice sounds and letters by reading easy books that use words with the letter-sound relationships they are learning.
- **Helping children write the letter-sound relationships they know by using them in words, sentences, messages, and their own stories.**
- **Showing children ways to think about and understand what they are reading.** The teacher asks children questions to show them how to think about the meaning of what they read.

At home you can help by...

- **Pointing out the letter-sound relationships your child is learning on labels, boxes, newspapers, magazines and signs.**
- **Listening to your child read words and books from school.** Be patient and listen as your child practices. Let your child know you are proud of his reading.



If your child is reading

At school you should see teachers...

- **Continuing to teach letter-sound relationships for children who need more practice.**

On average, children need about two years of instruction in letter-sound relationships to become good spellers as well as readers.

- **Teaching the meaning of words, especially words that are important to understanding a book.**

- **Teaching ways to learn the meaning of new words.** Teachers cannot possibly teach students the meaning of every new word they see or read. Children should be taught how to use dictionaries to learn word meanings, how to use known words and word parts to figure out other words, and how to get clues about a word from the rest of the sentence.

- **Helping children understand what they are reading.** Good readers think as they read and they know whether what they are reading is making sense. Teachers help children to check their understanding. When children are having difficulty, teachers show them ways to figure out the meaning of what they are reading.

At home you can help your child by...


- **Rereading familiar books.** Children need practice in reading comfortably and with expression using books they know.

- **Building reading accuracy.** As your child is reading aloud, point out words he missed and help him read words correctly. If you stop to focus on a word, have your child reread the whole sentence to be sure he understands the meaning.

- **Building reading comprehension.** Talk with your child about what she is reading. Ask about new words. Talk about what happened in a story. Ask about the characters, places, and events that took place. Ask what new information she has learned from the book. Encourage her to read on her own.

*Make
reading
a part of
every day*

- **Share conversations with your child over meal times and other times you are together.** Children learn words more easily when they hear them spoken often. Introduce new and interesting words at every opportunity.
- **Read together every day.** Spend time talking about stories, pictures, and words.
- **Be your child's best advocate.** Keep informed about your child's progress in reading and ask the teacher about ways you can help.
- **Be a reader and a writer.** Children learn habits from the people around them.
- **Visit the library often.** Story times, computers, homework help, and other exciting activities await the entire family.



Put Reading First

Helping Your Child Learn to Read

The Partnership for Reading

This brochure was published by The Partnership for Reading, a collaborative effort of the National Institute for Literacy (NIFL), the National Institute of Child Health and Human Development (NICHD), and the U.S. Department of Education to make evidence-based reading research available to educators, parents, policy-makers, and others with an interest in helping all people learn to read well.


RMC Research Corporation developed this brochure with funding from the National Institute for Literacy under contract number ED-00-CO-0093. The comments or conclusions do not necessarily represent the positions or policies of NIFL, NICHD, or the U.S. Department of Education and you should not assume endorsement by the Federal Government.

The National Institute for Literacy

The National Institute for Literacy, an independent federal organization, supports the development of high-quality state, regional, and national literacy services so that all Americans can develop the literacy skills they need to succeed at work, at home, and in the community. The National Institute for Literacy administers The Partnership for Reading and other programs that promote child and adult literacy. For more information about NIFL and reading, visit **www.nifl.gov**.

To obtain the full copy of *Teaching Children to Read*, the 2000 report of the National Reading Panel, which serves as the basis for the information in this brochure, visit **www.nationalreadingpanel.org**.

For additional copies of this brochure, contact the National Institute for Literacy at ED Pubs, PO Box 1398, Jessup, MD 20794-1398. 1-800-228-8813. Fax 301-430-1244. Email **EdPubOrders@aspensys.com**. Or download the document at **www.nifl.gov**.



National Institute for Literacy

National Institute of Child Health
and Human Development

U.S. Department of Education



U.S. Department of Education
Office of Educational Research and Improvement (OERI)
National Library of Education (NLE)
Educational Resources Information Center (ERIC)



NOTICE

Reproduction Basis



This document is covered by a signed "Reproduction Release (Blanket)" form (on file within the ERIC system), encompassing all or classes of documents from its source organization and, therefore, does not require a "Specific Document" Release form.



This document is Federally-funded, or carries its own permission to reproduce, or is otherwise in the public domain and, therefore, may be reproduced by ERIC without a signed Reproduction Release form (either "Specific Document" or "Blanket").

EFF-089 (3/2000)