

## DOCUMENT RESUME

ED 457 920

JC 010 677

TITLE Career Placement and Graduate Transfer Report, 2000.  
INSTITUTION Community Coll. of Rhode Island, Warwick. Office of Institutional Research and Planning.  
PUB DATE 2001-06-00  
NOTE 63p.  
PUB TYPE Reports - Research (143)  
EDRS PRICE MF01/PC03 Plus Postage.  
DESCRIPTORS \*College Programs; Community Colleges; \*Employment; Graduate Surveys; Job Placement; \*Outcomes of Education; \*Salaries; Two Year Colleges  
IDENTIFIERS \*Community College of Rhode Island

## ABSTRACT

Each year, the Community College of Rhode Island attempts to measure its success in helping students enter the workforce or transfer to a university by surveying the previous year's graduates. This report presents survey statistics for the class of 2000 (response rate 80.5%, n=1,073). Highlights include: (1) 637 graduates were employed full time and 255 part time; (2) 411 graduates were continuing their education, more than half on a full-time basis; (3) 42% were attending Rhode Island College and 18% the University of Rhode Island; (4) 162 business administration graduates made an average salary of \$32,444 per year; (5) 60 computer studies graduates made an average salary of \$35,521 per year; (6) 18 dental hygiene graduates made an average of \$46,974 per year; (7) 108 human services graduates, many of whom became teachers, made an average of \$25,923 per year; (8) 238 liberal arts graduates made an average of \$32,398 per year; (9) average engineering and technology graduate salaries have increased \$7,966 since 1998, to \$39,238; and (10) total degrees and certificates awarded by the college in 1999-2000 was 1,333, a decrease of 387 from 1994-1995. Salaries and job titles obtained are listed for each of the college's 28 programs. Appended are the survey and several comparative graphs. (EMH)

PERMISSION TO REPRODUCE AND  
DISSEMINATE THIS MATERIAL HAS  
BEEN GRANTED BY

*William  
Le Blanc*

TO THE EDUCATIONAL RESOURCES  
INFORMATION CENTER (ERIC)

U.S. DEPARTMENT OF EDUCATION  
Office of Educational Research and Improvement  
EDUCATIONAL RESOURCES INFORMATION  
CENTER (ERIC)

☒ This document has been reproduced as  
received from the person or organization  
originating it.

☐ Minor changes have been made to  
improve reproduction quality.

• Points of view or opinions stated in this  
document do not necessarily represent  
official OERI position or policy.

# Career Placement and Graduate Transfer Report



**CCri 2000**

Community College of Rhode Island

---

---

*Career Placement  
and Graduate  
Transfer Report*



**CCi 2000**

---

Community College of Rhode Island

---

---

*Rhode Island Board of Governors for  
Higher Education*

Sarah T. Dowling, *Chair*

Frank Caprio  
Kenneth Carter  
Thomas Izzo  
James DiPrete  
Laura M. DiSano  
Francis X. Flaherty  
Elia Germani

John I. Howell  
Frederick C. Lohrum  
William P. Robinson  
Michael F. Ryan  
Deborah A. Smith  
Jessica Tempest  
William J. Turner

Dr. William R. Holland, *Commissioner*

*Community College of Rhode Island  
Chief Administrative Officers*

Dr. Thomas D. Sepe

*President*

Robert G. Henderson

*Executive Vice President/  
Vice President for Business  
Affairs and Treasurer*


Dr. Robert A. Silvestre

*Vice President for Academic Affairs*


Joseph P. DiMaria

*Vice President for Student Affairs*


# CCRI ...serving 15,000 students at campuses across the state



Knight Campus



Flanagan Campus



Liston Campus



**Newport Campus**  
*Scheduled opening January, 2003.*

Knight Campus  
400 East Avenue  
Warwick, RI 02886-1807  
825-1000

Flanagan Campus  
1762 Louisquiset Pike  
Lincoln, RI 02865-4585  
333-7000

Liston Campus  
One Hilton Street  
Providence, RI 02905-2304  
455-6000

## Satellite Campuses

East Providence High School  
2000 Pawtucket Avenue  
East Providence, RI 02914  
434-0810

Middletown High School  
Valley Road  
Middletown, RI 02840  
847-5943

Newport Hospital  
275 Broadway  
Newport, RI 02840  
847-9800

Babcock Middle School  
Highland Avenue  
Westerly, RI 02891  
596-0104

Woonsocket High School  
777 Cass Avenue  
Woonsocket, RI 02895  
455-6113

This report was produced by the Office of Institutional Research and the Office of Public Relations and Publications.

Design and Photographs by David Fishbach

June, 2001 2,000 ct.

Community College of Rhode Island does not discriminate in admissions, services or employment on the basis of sex, race, color, religion, national origin, ancestry, sexual orientation, age or handicap.

*The true measure of CCRI's success ...*



**Glenda M. Jackson**  
Class of 1987  
Premium Auditor  
Beacon Mutual Insurance Company



**Geralyn Canning**  
Class of 1981  
Guidance Counselor  
Tollgate High School



**Steve J. Issa**  
Class of 1975  
Senior Vice President  
Sovereign Bank

# Table of Contents

Introduction .....	6 - 9
Business Administration .....	10
Cardio-Respiratory Care .....	14
Chemical Technology .....	15
Clinical Laboratory Technology .....	16
Computer Studies .....	17
Criminal Justice and Legal Studies .....	19
Dental Assisting .....	21
Dental Hygiene .....	22
Electronics .....	23
Engineering .....	24
Engineering Technology .....	25
Fine Arts .....	27
Fire Science .....	28
Human Services .....	29
Liberal Arts .....	32
Machine Design .....	36
Manufacturing Technology .....	37
Nursing (Associate Degree) .....	38
Nursing (Licensed Practical) .....	41
Occupational Therapy Assistant .....	42
Office Administration .....	43
Phlebotomy .....	45
Physical Therapist Assistant .....	46
Process Control Technology .....	47
Radiography .....	48
Retail Management .....	49
Science .....	50
Technical Studies .....	51
APPENDIX A Comparison of 1998, 1999 & 2000 Graduates .....	A-1
APPENDIX B Sample Survey .....	B-1
APPENDIX C Graphs	
Business & Commerce .....	C-1
Computer Studies .....	C-2
Engineering & Technologies .....	C-3
Health & Paramedical .....	C-4
Public Service Technologies .....	C-5
General Programs .....	C-6
APPENDIX D History of Graduates Since 1966 .....	D-1

---

## *Introduction*

---



**Mai Donahue**  
Class of 1997

### *Educating the Rhode Island workforce....*

Look around you. As you go through a typical day, notice the people around you. Notice the teachers in the schools and day care centers, the policemen and firefighters in your neighborhood, the health professionals in the hospitals and medical offices, the professionals in the office buildings, the computer specialists and technicians working in a variety of jobs in companies across the state, elected officials, your co-workers. Chances are, many of the people you depend upon every day have benefited from the Community College of Rhode Island. With an enrollment of 15,000 students each semester, CCRI touches the lives of most Rhode Island families.

Each year between 1,000 and 1,500 Rhode Island residents graduate from CCRI and thousands more come to the college to take a course or two as part of their lifelong learning endeavors. Our graduates total nearly 45,000, most of them living and working in this state. It could be said that they are the backbone of the Rhode Island economy – the company CEOs and lawyers, educators, health care professionals, technicians, manufacturers and service workers that keep the Ocean State afloat.

CCRI was established in 1964 to give all Rhode Islanders an opportunity to achieve their educational goals and remains committed to helping every student succeed. The college serves recent high school graduates, older adults looking for a new career, recent immigrants and businesses looking to give their employees the training they need to remain competitive in a global economy.



**Chad Nelson**  
Class of 1998

## *Where the class of 2000 is studying...*

Barry University  
Bentley College  
Bridgewater State College  
Bryant College  
Central Connecticut State College  
Community College of Rhode Island  
Curry College  
Iona College  
Johnson & Wales University  
Katharine Gibbs College  
Massachusetts College of Liberal Arts  
Moore College of Art  
Nichols College  
New England Institute of Technology  
Northeastern University  
Northern Kentucky University  
Providence College  
Rhode Island College  
Rivier College  
Roger Williams University  
Rutgers University  
Salve Regina University  
Smith College  
University of Bridgeport  
University of Maryland  
University of Massachusetts-Amherst  
University of Massachusetts-Dartmouth  
University of New Hampshire  
University of Rhode Island  
University of Southern Maine  
Westfield State College

*This list constitutes full-time students continuing their education only and does not include the continuing studies of part-time students.*



## *Meeting expectations...*

CCRI's primary mission is to help students succeed in reaching their educational goals by preparing them to enter the workforce or transfer to a four-year college or university. Each year the college attempts to measure its success in this regard by surveying the previous year's graduates.

This year 1,333 members of the class of 2000 were asked to provide information about place of employment, job title, salary and status of continuing education. Of those, 1,073, or 80.5% responded to the survey. The results indicate that, overwhelmingly, CCRI graduates succeeded in reaching their educational goals. In fact, *more than 95%* are working in their field or continuing their education!

A total of 637 graduates are working full time, with another 255 employed on a part time basis (129 of those working part time are continuing their education on a full time basis); 411 graduates are continuing their education, 266 on a full time basis; 41.7% are attending Rhode Island College; and 18.4% are studying at the University of Rhode Island. In total, members of the class of 2000 transferred to more than 30 colleges and universities.

# Survey Statistics for Class of 2000



**Lee Walker**  
Class of 1998

<b>1,333</b>	<b>GRADUATES</b>	
<b>1,073</b>	<b>RESPONDING</b>	<b>80.5%</b>

492	Employed Full-Time	45.9%
145	Employed Full-Time/Education Part-Time	13.5%
126	Employed Part-Time	11.7%
25	Unavailable for Employment	2.3%
19	Unemployed and Searching	1.8%
137	Education Full-Time	12.8%
129	Education Full-Time/Employed Part-Time	12.0%

<b>Total Employed, continuing their education</b>	<b>95.0%</b>
---	--------------

## About this report ...

Since the *Career Placement and Graduate Transfer Report* is based on a self-report survey, some caution in interpretation is suggested. In looking at the data, please be advised that average salaries, based on a 40-hour week, are reported only for educational-related employment and may show an unexpectedly broad range due to data collected from both graduates in entry-level positions and professionally employed graduates who attended CCRI for further professional development.

The overall results from this year's survey again validates, as have all reports since 1985, CCRI's success in preparing graduates for further education as well as for jobs in the Rhode Island economy.

## Business Administration



The Business Administration Program focuses on providing students with a solid academic background in business as well as specialized training in a variety of areas. Students receive a solid foundation in management, marketing, accounting, retail management, finance/banking, entrepreneurship and real estate. They also learn critical thinking, problem solving and decision-making skills. A cooperative education option offers students an opportunity to gain work experience while in school.

**Richard V. DiGennaro**

Class of 1979

Certified Public Accountant, DiGennaro & Palumbo, LLP

### 2000 GRADUATES OF PROGRAM:

**207**

2000 Graduates of Program Responding:	162	78.3%
80 Employed Full-Time		49.4%
31 Employed Full-Time/Education Part-Time		19.1%
10 Employed Part-Time		6.2%
6 Unavailable for Employment		3.7%
0 Unemployed and Searching		0.0%
16 Education Full-Time		9.9%
19 Education Full-Time/Employed Part-Time		11.7%

### Responding Graduates Working in Their Field:

Average Salary: \$32,444/yr. (\$15,600 - \$70,000 range)

#### Number of

#### Positions

#### Employer

#### Position

1	AAI Foster Grant	Lead Clerk
1	AC Tech	Inventory Control Analyst
1	Accountemps	Accounts Payable Research Analyst
1	ADL Company	Placement Coordinator
1	Advance Electrical	Apprentice
1	American Freightways	Operations Supervisor
1	American Power Conversion	Warehouse Manager
1	American Steel and Aluminum	Sales
1	Amica Mutual Insurance Company	Customer Service Representative
1	Amtrol Incorporated	Credit Manager
1	A-Way Nurseries Incorporated	Bookkeeper
1	Banks Building	Bookkeeper
1	Best Buy	Receiver
1	Capuano Insurance	Bookkeeper
1	Cardi Corporation	Accountant
1	Charlesgate Nursing Center	Cook Supervisor
1	Chelo's	Director of Human Resources
1	Citizens Bank	Auditor

## *Business Administration, continued*

1	Citizens Bank	Research Clerk
1	City of Woonsocket	Water Department
1	Cox Communications	New England Staffing Manager
1	Cranston Child Development Center	Preschool Teacher
1	Cranston Public Schools	Executive Secretary to the Superintendent
1	CVS Corporation	Marketing Coordinator
1	CVS Corporation	Medicaid Processing Coordinator
1	CVS Corporation	Receiving Manager
1	CVS Corporation	Staff Accountant
1	DeWal Industries	Design Engineer
1	Dial America Marketing, Incorporated	Team Leader
1	Dr. Jacob Werba	Office Manager
1	Draka U. S. A.	Account Associate
1	Durant Tool	Bookkeeper
1	EDS	Billing Clerk
1	EMParker	Imaging Manager
1	EMS	Customer Service Representative
1	F & R Modular Movers	President/Owner
1	First Baptist Church in America	Administrative Assistant
1	Fleet Bank	Senior Operations Analyst
1	Fleet Bank	Teller
1	Fleet Boston Financial	Senior Customer Service Representative
1	Fleet Services	Financial System Analyst
1	Gelfuso and Lachut, Incorporated	Legal Assistant
1	Getty Petroleum	Accounting Clerk
1	H & R Block/Tonya Creations	Accounts Payable
1	Hart Engineering	Accountant's Assistant
1	Herff-Jones, Inc.	Co-leader Accountant
1	Hope Global	Inventory Control
1	InterPay Incorporated	Sales Administrative Assistant
1	J. Packaging	Customer Service Representative
1	Johnson and Wales University	State Director for RI Microenterprise Association
1	Liberty International Incorporated	Account Clerk
1	Metro Honda	Salesman
1	Norwood Motor Group	Accountant
1	Ocean State Job Lot	Accountant
1	Payless ShoeSource	Store Manager
1	Pitney Bowes	Customer Service Representative
1	Pond View Excavating Corporation	Controller
1	Progressive Insurance	Claims Adjuster
1	Prima Technologies	Team Leader
1	Providence Gas Company	Customer Services Team Leader

## *Business Administration, continued*

1	Providence Gas Company	Office Clerk
1	Putnam Investments	Customer Service Representative
1	Putnam Investments	Retirement Specialist
1	R & B Homes Incorporated	Office Manager
1	Refocus	Controller/Manager
1	Rhode Island Aid National Guard	Logistics Manager
1	Rhode Island Economic Development Corporation	Manager of Support Systems
1	Salomon Smith Barney Incorporated	Registered Sales Assistant
1	Sansiveri, Kimball and McManee Accounting Firm	Senior Administrative Assistant
1	Self Employed	Owner/Floor Covering Contractor and Installer
1	Sovereign Bank	Manager
1	Sovereign Bank	Senior Loan Control Assistant
1	State of Rhode Island-Department of Health	Assistant Administrative Officer
1	State of Rhode Island-Department of Health	Assistant Business Management Officer
1	State of Rhode Island-Department of Health	Fiscal Clerk
1	State of Rhode Island-Department of Human Services	Accountant
1	State of Rhode Island-Department of Human Services	Secretary
1	State of Rhode Island-Department of Transportation	Auditor
1	Sun Life Financial	Senior OIS Analyst
1	Sunlife	Tax Accountant
1	Swissline Precision Manufacturing	Machinist
1	Talbot's Classics National Bank	Credit Originator
1	Teachers and Community Credit Union	Accounting Supervisor
1	The New York Yacht Club	Food Manager
1	Town of Smithfield	Recreation Working Lead Person
1	Town of Westerly	Comptroller/Tax Collector
1	United States Postal Service	Accountant
1	Valley Resources	Customer Service Representative
1	Veteran's Administration Medical Center	Legal Administration
1	Washington Trust Company	Retail Banking Coordinator
1	West Shore Hill Center	Assistant Bookkeeper
1	Wyeth Pharmaceuticals	Buyer
1	Not Disclosed	Administrative Assistant
1	Not Disclosed	Auditor
2	Not Disclosed	Manager
1	Not Disclosed	Office Manager
24	Employed Outside Field	

## *Business Administration, continued*

### Responding Graduates Continuing Their Education Full-Time:

#### Number of

#### Students

#### Institution

#### Major

1	Bridgewater State College	Special Education
1	Bryant College	Accounting
1	Bryant College	Business Administration
1	Bryant College	Financial Services
1	Bryant College	Management
1	Community College of Rhode Island	Business Administration
1	Community College of Rhode Island	Business Management
1	Community College of Rhode Island	General Studies
1	Community College of Rhode Island	Human Resource Management
2	Johnson and Wales University	Business Management
1	Johnson and Wales University	Financial Services Management
1	Nichols College	Accounting
2	Rhode Island College	Accounting
4	Rhode Island College	Business Administration
1	Rhode Island College	Computer Science
1	Rhode Island College	Economics and Finance
1	Rhode Island College	Industrial Technology
1	Rhode Island College	International Business Management
2	Rhode Island College	Management
1	Rhode Island College	Marketing
1	Rhode Island College/Community College of RI	Management
1	Roger Williams University	Accounting
1	Roger Williams University	Marketing
1	Roger Williams University	Paralegal Studies
1	University of Mass.- Dartmouth	Marketing
1	University of Rhode Island	Business Management
1	University of Rhode Island	Management Information Systems
1	Not Disclosed	Computer Science
1	Not Disclosed	Not Disclosed

#

# Chemical Technology



The Chemical Technology Program integrates experimentation, lecture and recitation materials to produce a unified presentation of analytical, inorganic, organic and industrial chemistries. It is designed for students who are more interested in the application of science than the mathematical descriptions of theoretical concepts. The program is accredited by the American Chemical Society. Graduates from the program find employment in areas ranging from aerospace and biochemistry to pollution control and zinc metallurgy.

## 2000 GRADUATES OF PROGRAM:

3

### 2000 Graduates of Program Responding:

3

100.0%

1	Employed Full-Time	33.3%
2	Employed Full-Time/Education Part-Time	66.7%
0	Employed Part-Time	0.0%
0	Unavailable for Employment	0.0%
0	Unemployed and Searching	0.0%
0	Education Full-Time	0.0%
0	Education Full-Time/Employed Part-Time	0.0%

### Responding Graduates Working in Their Field:

Average Salary: Insufficient Information

#### Number of

#### Positions

#### Employer

#### Position

1	Arch Chemicals	Manufacturing Team Leader
1	Mearthane Products Corporation	Compound Supervisor
1	Toray Plastics America Incorporated	Chemical Development Technician

# Clinical Laboratory Technology

Clinical laboratory technicians perform all of the routine tests in an up-to-date medical laboratory. The technician is required to know specific techniques and instruments. The CLT Program is a two-year program that includes clinical training. At the end of this experience, students are eligible to take a certification examination to become licensed by the State of Rhode Island. Graduates work in private laboratories, doctors' office laboratories, hospital labs, research, sales and commercial laboratories.



## 2000 GRADUATES OF PROGRAM:

2000 Graduates of Program Responding:	9	100.0%
7	Employed Full-Time	77.8%
1	Employed Full-Time/Education Part-Time	11.1%
1	Employed Part-Time	11.1%
0	Unavailable for Employment	0.0%
0	Unemployed and Searching	0.0%
0	Education Full-Time	0.0%
0	Education Full-Time/Employed Part-Time	0.0%

## Responding Graduates Working in Their Field:

Average Salary: \$27,123/yr. ( \$25,000 - \$28,870 range)

## Number of

## Positions

## Employer

## Position

1	Eastside Clinical Laboratory	Clinical Laboratory Technician
1	Milkhaus Laboratory	Research Laboratory Technician
2	Rhode Island Blood Center	Laboratory Technician
1	Roger Williams Hospital	Medical Laboratory Technician
1	Roger Williams Medical Center	Medical Laboratory Technician
1	South County Laboratory	Laboratory Technician
1	State of Rhode Island-Eleanor Slater Hospital	Laboratory Technician
1	Not Disclosed	Not Disclosed

# Computer Studies

CCRI offers two Associate in Science degree programs in the computer area. The Computer Programming degree program prepares the student to enter a modern programming environment. It stresses problem definition and solution design using different programming languages in the development of applications. The Microcomputing degree program prepares the student to enter a workplace that emphasizes the use of the personal computer as a stand-alone device or in a networked computer environment. This program prepares an individual to be employed in computer user support services. The college also offers one-year certificate options, which emphasize technical work only, for students who already hold a Bachelor's Degree or have experience in a computer-oriented profession. The career paths of graduates have been changing in recent years; instead of working in programming positions which typically lead to systems analysts positions at banks or insurance companies, students are going to work for major companies to man the "help desk."

## 2000 GRADUATES OF PROGRAM:

71

### 2000 Graduates of Program Responding:

60

84.5%

35	Employed Full-Time	58.3%
13	Employed Full-Time/Education Part-Time	21.7%
4	Employed Part-Time	6.7%
3	Unavailable for Employment	5.0%
1	Unemployed and Searching	1.7%
4	Education Full-Time	6.7%
0	Education Full-Time/Employed Part-Time	0.0%

### Responding Graduates Working in Their Field:

Average Salary: \$35,521/yr. ( \$18,720 - \$65,000 range)

### Number of

### Positions

### Employer

### Position

1	Amica Mutual Insurance Company	Application Developer
1	Amica Mutual Insurance Company	Development/Computer Programmer
1	Analysis and Technology	Network Technician
1	Arp Wright	Test Engineer
1	ATCO Long Distance, Inc.	Assistant Chief Executive Officer
1	Atrion Networking Corporation	Network Technician
1	Capitol Group	Computer Operator
1	ComSearch Incorporated	Appraisal Analyst
1	Core Business Technologies	Not Disclosed
1	Dorcas Place-Parent Literacy Center	Computer Instructor

## *Computer Studies, continued*

1	EMC Insurance Companies	Computer Programmer
1	Executrain of Rhode Island	Computer Applications Instructor
1	Fleet Boston Financial	Service Manager
1	Fluor Daniel Company	Accounting Clerk
1	Healthcare Automation	Software Engineer
1	InterPay Incorporated	Computer Programmer
1	McLaughlin Research Corporation	Programmer
1	Metfab Engineering	Computer Department Staff
1	Metropolitan Life Insurance Company	Assistant Programmer
2	Metropolitan Life Insurance Company	Computer Programmer
1	MIM Health Plans	Systems Manager
1	On SemiConductor Corporation	Electronics Technician I
1	On SemiConductor Corporation	Management Processor
1	PFTS Pimcal Fund	Processor
1	Putnam Investments	Telephone Representative
1	Quantifacts Incorporated	Programmer/Analyst
1	Residential Properties LTD	Administrative Assistant
1	Rhode Island Public Transit Authority	Database Systems Manager
1	Self Employed	Not Disclosed
1	Shaw's Supermarkets	Assistant Manager
1	St. Mary's Home for Children	Computer Programmer
1	State of Rhode Island	Junior Computer Operator
1	State of Rhode Island-CCRI	Supervisor
1	Swarovski Consumer LTD	Network Administrator
1	University of Rhode Island	Information Technologist
1	Woonsocket Housing Authority	Youth Activity Coordinator
1	Not Disclosed	Not Disclosed
14	Employed Outside Field	

### Responding Graduates Continuing Their Education Full-Time:

#### Number of

#### Students

#### Institution

#### Major

1	Rhode Island College	Computer Applications Systems
1	University of Bridgeport	Computer Science
1	University of Rhode Island	Computer Information Systems
1	University of Rhode Island	Computer Programming

# Criminal Justice & Legal Studies



The Criminal Justice and Legal Studies Program is designed to provide students with the academic courses and specialized training required for a law enforcement career or a paralegal position. The program meets the requirements established by many police departments which mandate successful completion of 60 hours of college course work in law enforcement for consideration for employment. The Legal Studies Program prepares students to become paralegals for the legal profession and the business community.

**Leo A. Tetreault Sr.**  
Class of 2000

## 2000 GRADUATES OF PROGRAM:

**125**

2000 Graduates of Program Responding:	97	77.6%
55	Employed Full-Time	56.7%
11	Employed Full-Time/Education Part-Time	11.3%
5	Employed Part-Time	5.2%
3	Unavailable for Employment	3.1%
4	Unemployed and Searching	4.1%
11	Education Full-Time	11.3%
8	Education Full-Time/Employed Part-Time	8.2%

## Responding Graduates Working in Their Field:

Average Salary: \$34,232/yr. (\$19,500 - \$70,000 range)

### Number of

### Positions

### Employer

### Position

1	Air National Guard	Staff Sergeant
1	Bellingham Police Department	Dispatcher and Officer
1	Best Buy/West Warwick Police Department	Head of Security/Special Police Officer
1	Breslin, Sweeney & Earle, LLP	Legal Secretary/Paralegal
1	City of Newport	Purchasing Agent
1	City of Providence	Police Officer
1	Department of Justice, US Marshal's Service	Deputy United States Marshal
1	d'Oliveria and Morgan, P.A.	Paralegal
1	Dunbar Armored Incorporated	Manager
1	Dunbar Armored Incorporated	Vault Personnel
1	Edwards and Angell, LLP	Legal Secretary
1	EMParker	Service Technician
1	Equity Title & Closing Services	Paralegal/Assistant Closing Coordinator
1	Geremia & DeMarco LTD	Legal Secretary
1	Hinckley, Allen & Snyder	Paralegal
1	John D. Lynch, Jr. Esq.	Legal Assistant

## *Criminal Justice & Legal Studies, continued*

2	Johnson and Wales University	Security Officer
1	Johnston Police Department	Police Officer
1	North Smithfield Police Department	Police Officer
1	Rhode Island Legal Services Incorporated	Paralegal
1	Rhode Island School of Design	Security Guard
1	Rhode Island State Security Enforcement	Administrator
2	State of Rhode Island	Correctional Officer
1	State of Rhode Island	Rhode Island Air National Guard Police Officer
2	State of Rhode Island-ACI	Correctional Officer
1	State of Rhode Island-ACI	Recreation Leader
1	State of Rhode Island-ACI	Security Specialist
1	State of Rhode Island-Com. for Human Rights	Investigator
2	State of Rhode Island-Department of Corrections	Correctional Officer
1	Town of Coventry	Police Officer
1	United States Army	Language Instructor
1	University of Rhode Island	Police and Security Commander
1	Warwick Police Department	Supervisor
1	West Warwick Police Department	Dispatcher
1	Not Disclosed	Legal Aide
1	Not Disclosed	Not Disclosed
31	Employed Outside Field	

### Responding Graduates Continuing Their Education Full-Time:

#### Number of

#### Students

#### Institution

#### Major

1	Community College of Rhode Island	Law
1	Johnson and Wales University	Business Management
1	Johnson and Wales University	Criminal Justice
2	Rhode Island College	Criminal Justice
1	Rhode Island College	Law Enforcement
1	Rhode Island College	Sociology and Justice Studies
1	Rivier College	Sociology
4	Roger Williams University	Criminal Justice
1	Roger Williams University	Criminal Justice/Social & Health Services
1	Roger Williams University	Paralegal
1	State Police Academy	Law
1	University of Massachusetts-Amherst	Legal Studies
1	University of Rhode Island	Education
1	Westfield State College	Criminal Justice
1	Not Disclosed	Criminalistics

# Dental Assisting



The CCRI Dental Assisting Program is a one-year program accredited by the American Dental Association's Commission on Dental Accreditation. The majority of dental assistants are employed by general dentists, providing chairside assistance. Additionally, some are employed in specialty practices such as orthodontics and oral surgery.

## 2000 GRADUATES OF PROGRAM:

17

### 2000 Graduates of Program Responding:

12

70.6%

8	Employed Full-Time	66.7%
2	Employed Full-Time/Education Part-Time	16.7%
2	Employed Part-Time	16.7%
0	Unavailable for Employment	0.0%
0	Unemployed and Searching	0.0%
0	Education Full-Time	0.0%
0	Education Full-Time/Employed Part-Time	0.0%

### Responding Graduates Working in Their Field:

Average Salary: \$24,357/yr. ( \$21,258 - \$26,000 range)

#### Number of

#### Positions

#### Employer

#### Position

1	Attleboro Dental Associates	Dental Assistant
1	Atwill-Conroy Dental Associates	Dental Assistant
1	Dr. Albert R. Arcand	Dental Assistant
1	Dr. David O'Laughlin	Dental Assistant
1	Dr. Gilardutti	Dental Assistant
1	Dr. Joel Picard	Dental Assistant
1	Dr. Neil Rogol	Dental Assistant
1	Marc Poliski, DDS	Dental Assistant
2	Not Disclosed	Dental Assistant
1	Orthodontics Associates	Dental Assistant
1	Employed Outside Field	

# Dental Hygiene



**Lori-Ann Sylvia**  
Class of 1990

The Dental Hygiene Program consists of 78 credits in general education and dental hygiene courses. The curriculum includes a combination of lecture, laboratory and clinical courses. Dental hygienists work in private dental offices and dental clinics; federal, state and local health departments; hospitals and nursing homes; dental health educational programs; private business or industry; correctional facilities; community health centers; and health maintenance organizations.

## 2000 GRADUATES OF PROGRAM:

21

### 2000 Graduates of Program Responding:

18

85.7%

14	Employed Full-Time	77.8%
1	Employed Full-Time/Education Part-Time	5.6%
3	Employed Part-Time	16.7%
0	Unavailable for Employment	0.0%
0	Unemployed and Searching	0.0%
0	Education Full-Time	0.0%
0	Education Full-Time/Employed Part-Time	0.0%

### Responding Graduates Working in Their Field:

Average Salary: \$46,974/yr. ( \$31,200 - \$56,160 range)

### Number of


### Positions

### Employer

### Position

1	Arrowhead Dental Associates	Dental Hygienist
1	Aspen Dental Associates	Dental Hygienist
1	Bayside Dental	Dental Hygienist
1	Dr. Geoffrey Parrillo	Dental Hygienist
1	Dr. Glenn Short DDS	Dental Hygienist
1	Dr. John G. Wade and Dr. Maria R. Saccoccio	Dental Hygienist
2	Dr. Lawrence Stephenson	Dental Hygienist
1	Dr. Marshak and Dr. Cambio DMD	Dental Hygienist
1	Dr. Martin Metzger	Dental Hygienist
1	Dr. Philip Calabro and Dr. Sanchez	Dental Hygienist
1	Dr. Roberta Nadeau Boatright	Dental Hygienist
1	Dr. Roger Ward	Dental Hygienist
1	Dr. Wayne Molohan	Dental Hygienist
1	St. Joseph's Health Services of Rhode Island	Dental Hygienist
1	United States Navy	Dental Hygienist
2	Not Disclosed	Dental Hygienist

# Electronics



The Electronics Technology Program trains individuals to be electronic repair and troubleshooting technicians. Students develop an understanding of both theoretical and practical applications of circuit design, construction and testing of systems. Graduates of the program generally enter the workforce as entry level technicians at companies such as Cherry Semiconductor, International Business Machines, Toray Industries, AT & T, Xerox, American Power Conversion and GTECH.

## 2000 GRADUATES OF PROGRAM:

23

2000 Graduates of Program Responding:	16	69.6%
7	Employed Full-Time	43.8%
3	Employed Full-Time/Education Part-Time	18.8%
2	Employed Part-Time	12.5%
1	Unavailable for Employment	6.3%
2	Unemployed and Searching	12.5%
0	Education Full-Time	0.0%
1	Education Full-Time/Employed Part-Time	6.3%

## Responding Graduates Working in Their Field:

Average Salary: \$33,160/yr. ( \$19,000 - \$60,000 range)

### Number of

### Positions

### Employer

1	American Biophysics Corporation
1	American Power Conversion
1	AstroMed Incorporated
1	Citadel Communications
1	Compu-Center of New England
1	CVS Corporation
1	EMC 2 Corporation
1	New England Voice and Data
1	Self Employed
1	St. Mary's Home for Children
1	Texas Instruments
1	Employed Outside Field

### Position

Repair Technician
Test Engineer
Electronics Technician
Director of Engineering
Service Technician
IS Technician
Test Technician I
Manager
Computer Web Sites
Network Support
Computer Networking Technician

## Responding Graduates Continuing Their Education Full-Time:

### Number of

### Students

### Institution

### Major

1

Community College of Rhode Island

Not Disclosed

# Engineering

The Engineering Program is designed to provide a firm background in basic engineering principles. Students who successfully complete the program may transfer to a four-year institution or go directly into employment as an engineering assistant. The curriculum includes a strong foundation in mathematics, the basic sciences and engineering fundamentals, as well as liberal arts courses.

## 2000 GRADUATES OF PROGRAM:

8

### 2000 Graduates of Program Responding:

6

75.0%

1	Employed Full-Time	16.7%
1	Employed Full-Time/Education Part-Time	16.7%
1	Employed Part-Time	16.7%
0	Unavailable for Employment	0.0%
0	Unemployed and Searching	0.0%
2	Education Full-Time	33.3%
1	Education Full-Time/Employed Part-Time	16.7%

### Responding Graduates Working in Their Field:

Average Salary: Insufficient Information

#### Number of

#### Positions

#### Employer

#### Position

1	On SemiConductor Corporation	Electronics Design Technician
2	Employed Outside Field	

### Responding Graduates Continuing Their Education Full-Time:

#### Number of

#### Students

#### Institution

#### Major

1	University of Rhode Island	Biomedical Engineering
1	University of Rhode Island	Civil Engineering
1	University of Rhode Island	Engineering

# *Engineering Technology*

CCRI has three Engineering Technology Programs. The Electronic Engineering Technology Program educates students as technicians in the design, development and testing of engineering models and systems. Graduates of this program pursue careers as engineering associates, engineering aides in research and development, field engineers, sales engineers, engineering technicians, technical writers and assistant production managers in the electronics industry. Due to the increasing complexity of electrical and electronic equipment, many students decide to expand their knowledge by pursuing a four-year degree in engineering technology.

The Mechanical Engineering Technology Program trains students to convert engineering theory into working plans in order to solve real world problems. The students study traditional engineering subjects such as physics, math, statistics, materials and mechanisms as well as taking courses in the areas of robotics, tool design, quality control, CAD, production planning and cost estimating. Graduates are qualified to seek employment in the design as well as the manufacturing or industrial engineering areas.

The Computer Engineering Technology Program offers students a chance to acquire a heavier concentration in computer education. Computer engineering technicians are needed to assist engineers in the design, development and testing of new devices, and they are needed to install, operate and maintain computer equipment. In industry they may be found in design, in sales, in research and development, or in the field providing technical information and service to the users of computer engineering technology.

## **2000 GRADUATES OF PROGRAM:**

**16**

2000 Graduates of Program Responding:	12	75.0%
9      Employed Full-Time		75.0%
2      Employed Full-Time/Education Part-Time		16.7%
0      Employed Part-Time		0.0%
0      Unavailable for Employment		0.0%
0      Unemployed and Searching		0.0%
1      Education Full-Time		8.3%
0      Education Full-Time/Employed Part-Time		0.0%

## *Engineering Technology, continued*

### Responding Graduates Working in Their Field:

Average Salary: \$42,720/yr. ( \$30,000 - \$56,160 range)

#### Number of

#### Positions

#### Employer

#### Position

1	American Biophysics Corporation	Production Manager & Progress Engineer
1	Brainin Advance Industries	Sales Engineer
1	ETCO Incorporated	Associate Engineer
1	Texas Instruments	Assistant Technical Design Engineer
1	Verizon Communications	Central Office Technician
1	Verizon Communications	Central Officer
1	Verizon Communications	Computer Equipment Technician
1	Verizon Communications	Service Technician
1	Verizon Communications	Splice Technician
1	Verizon Communications	Splice/Service Technician
1	Employed Outside Field	

### Responding Graduates Continuing Their Education Full-Time:

#### Number of

#### Students

#### Institution

#### Major

1	University of Rhode Island	Chemistry
---	----------------------------	-----------

## Fine Arts



**Lu-Ann Masaroco**  
Class of 2000

CCRI offers the Associate in Fine Arts degree in Art, Jazz Studies, Music and Theatre. These programs serve both students transferring to a four-year college or professional school and students who wish to pursue a career. They provide hands-on experience in the first two years of higher education, a strong foundation in the humanities, exposure to interdisciplinary study. CCRI offers the only Jazz Studies program in Rhode Island and the only theatre program which offers jazz, ballet and modern dance. Students in the theatre program develop skills and creativity in the areas of acting, musical theatre, technical theatre and communications. Visual arts students focus on ceramics, computer technology, graphic design, and photography. Music students may concentrate on performance, teaching, communications, composition or the music business.

### 2000 GRADUATES OF PROGRAM:

26

#### 2000 Graduates of Program Responding:

22

84.6%

4	Employed Full-Time	18.2%
1	Employed Full-Time/Education Part-Time	4.5%
1	Employed Part-Time	4.5%
1	Unavailable for Employment	4.5%
2	Unemployed and Searching	9.1%
8	Education Full-Time	36.4%
5	Education Full-Time/Employed Part-Time	22.7%

#### Responding Graduates Working in Their Field:

Average Salary: Insufficient Information

#### Number of Positions

#### Employer

#### Position

1	Graphic Expressions	Screen Printing
1	Self Employed	Awards Consultant
1	Self Employed	Musician
3	Employed Outside Field	

#### Responding Graduates Continuing Their Education Full-Time:

#### Number of Students

#### Institution

#### Major

1	Community College of Rhode Island	Early Childhood Development
1	Katherine Gibbs	Visual Arts
1	Moore College of Art	Three Dimensional Design
2	Rhode Island College	Art
1	Rhode Island College	Art Education
1	Rhode Island College	Drama
1	Rhode Island College	Music Education
1	Smith College	Art
1	University of Mass.-Dartmouth	Fine Arts
1	University of Mass.-Dartmouth	Graphic Design
1	University of Rhode Island	Secondary Education
1	Not Disclosed	Cosmetology

## Fire Science



The Fire Science program is designed for individuals who wish to enter the fire fighting profession. It provides leadership skills, technical knowledge and Emergency Medical Technician qualifications needed to be successful in the fire community. The curriculum strengthens the knowledge base of the current professional fire fighter and augments expertise practiced in the community.

### 2000 GRADUATES OF PROGRAM:

5

#### 2000 Graduates of Program Responding:

5

100.0%

5	Employed Full-Time	100.0%
0	Employed Full-Time/Education Part-Time	0.0%
0	Employed Part-Time	0.0%
0	Unavailable for Employment	0.0%
0	Unemployed and Searching	0.0%
0	Education Full-Time	0.0%
0	Education Full-Time/Employed Part-Time	0.0%

#### Responding Graduates Working in Their Field:

Average Salary: \$40,500/yr. ( \$37,000 - \$45,000 range)

#### Number of

#### Positions

#### Employer

#### Position

1	Albion Fire Department	Captain
1	City of Pawtucket	Firefighter
1	North Attleboro Fire Department	Firefighter
1	Pawtucket Fire Department	Firefighter
1	West Warwick Fire Department	Firefighter

# Human Services

Human service workers perform in a variety of educational and therapeutic settings with individuals, groups and families. Students receive an education which combines competency-based training specific to each education and social service concentration with supervised field work internships. Graduates may continue their education or enter the human service delivery system as child care and special needs professionals, social work case aides, assistant teachers, residential care providers and substance abuse counselors.

<b>2000 GRADUATES OF PROGRAM:</b>	<b>141</b>	
2000 Graduates of Program Responding:	108	76.6%
38	Employed Full-Time	35.2%
18	Employed Full-Time/Education Part-Time	16.7%
12	Employed Part-Time	11.1%
0	Unavailable for Employment	0.0%
1	Unemployed and Searching	0.9%
22	Education Full-Time	20.4%
17	Education Full-Time/Employed Part-Time	15.7%

## Responding Graduates Working in Their Field:

Average Salary: \$25,923/yr. ( \$15,626 - \$41,600 range)

### Number of

### Positions

### Employer

### Position

1	Brentwood Nursing Home Incorporated	Activity Director
1	Bright Horizons Family Center-GTECH	Day Care
1	Bristol Plymouth Regional	Substitute Teacher
1	Brooks Pharmacy	Assistant Manager
1	Brown University	Graduate Program Coordinator
1	Burrillville Extended Care	Site Coordinator
2	Child Incorporated	Associate Teacher
1	Child Incorporated	Lead Associate Infants and Toddlers Teacher
1	Child Incorporated	Teacher
1	Creator World	Kindergarten Teacher
1	Cumberland School Department	Teacher's Assistant
1	East Greenwich Town Hall	Town Clerk
1	Gold Crest Nursing Centre	Activity Aide
1	Hilltop Learning Center	Toddler Teacher
1	Hockmock YMCA	Child Care Director
1	Kids Corner	Head of Infant Room
1	Kid's Kingdom Incorporated	Director/Owner
1	Kid's Kingdom Incorporated	Teacher's Assistant

## *Human Services, continued*

1	Lad and Lassie Preschool	Head Teacher
1	Lad and Lassie Preschool/Warwick Public Schools	Teacher's Assistant
1	Mancini Center	Community Elder Information Specialist
1	Meals on Wheels	Waiver Coordinator
1	Meeting Street Center	Teacher Associate/Special Needs
1	My Kids and Company Incorporated	Preschool Teacher
1	Mystic Area Shelter Hospitality	Shelter Coordinator
1	Neighborhood Health Plan of Rhode Island	Social Worker/Case Manager
1	New Vision Head Start	Teacher
1	Newport School Department	Teacher's Assistant Substitute
1	North Kingstown School Department	Specialized Program Paraprofessional
1	Northern RI Community Mental Health Center	Residential Case Manager
1	Pawtucket YMCA	Director of Sports and Aquatics
1	Phoenix Financial Associates	Broker
1	Providence Head Start	Preschool Teacher
1	Providence Head Start	Teacher
1	Rainbow Kids Daycare	Lead Infant and Toddler Preschool Teacher
1	Salvation Army	Substance Abuse Counselor
1	Sargent Rehabilitation Center	Teacher's Aide
1	Self Employed	Home Day Care Owner
1	Self Employed	Not Disclosed
1	Someplace Special Family Group	Assistant
1	Starbirth	Day Care Assistant
1	Tannerhill Incorporated	Child Care Supervisor
1	The Providence Family Learning Center	Parent Aide
1	Tides Family Services	Counselor
1	Tolman High School	Behavior Specialist
1	Trudeau's Memorial Center	Staff
2	Warwick School Department	Substitute Teacher Assistant

## *Human Services, continued*

1	Warwick School Department	Teaching Assistant
1	Wellcare Incorporated	Owner
1	West Bay Residential and Warwick School System	Group Home Manager/Substitute Assistant Teacher
1	Woonsocket School Department	Teacher's Assistant
1	Not Disclosed	Nanny
14	Employed Outside Field	

### Responding Graduates Continuing Their Education Full-Time:

#### Number of


#### Students

#### Institution

#### Major

1	Bryant College	Computer Information Systems
1	Community College of Rhode Island	General Studies
1	Community College of Rhode Island	Occupational Therapy Assistant
1	Providence College	Elementary and Special Education
2	Rhode Island College	Early Childhood Education
1	Rhode Island College	Education
6	Rhode Island College	Elementary and Special Education
3	Rhode Island College	Elementary Education
1	Rhode Island College	Human Services and Psychology
1	Rhode Island College	Human Services/Social Work
1	Rhode Island College	Psychology
6	Rhode Island College	Social Work
1	Rhode Island College	Special Education
1	Roger Williams University	Elementary Education & Social Sciences
1	Roger Williams University/Rhode Island College	Special Education
1	Salve Regina University	Social Work
1	University of Rhode Island	Child Care
6	University of Rhode Island	Early Childhood Education
1	University of Rhode Island	Elementary Education
1	University of Rhode Island	Elementary Education/Child Psychology
1	University of Rhode Island/Community College of RI	Education

# Liberal Arts



The Liberal Arts degree program is designed for students intending to transfer to baccalaureate degree programs following graduation from CCRI. It requires coursework in English composition including research writing, mathematics and laboratory sciences, history and the social sciences, and the fine arts and languages. Graduates transfer most often to Rhode Island College and the University of Rhode Island, although CCRI also has agreements with 66 baccalaureate colleges and universities throughout New England. These agreements guarantee admission and junior year status to CCRI liberal arts graduates with satisfactory grades. These colleges include Bryant College, Salve Regina University, Roger Williams University, Boston University, Univ. of Mass. - Dartmouth, Stonehill College, Worcester State College and Suffolk University.

## 2000 GRADUATES OF PROGRAM:

300

2000 Graduates of Program Responding:	238	79.3%
43	Employed Full-Time	18.1%
44	Employed Full-Time/Education Part-Time	18.5%
12	Employed Part-Time	5.0%
3	Unavailable for Employment	1.3%
2	Unemployed and Searching	0.8%
68	Education Full-Time	28.6%
66	Education Full-Time/Employed Part-Time	27.7%

## Responding Graduates Working in Their Field:

Average Salary: \$32,298/yr. (\$16,640 - \$58,000 range)

### Number of

### Positions

### Employer

### Position

1	AAA	Service Representative
1	Aquidneck Management Associates, Ltd.	Management Analyst
1	Azarta Group Home	Direct Care Staff
1	Bannister Health and Rehabilitation Center	Nursing Assistant
1	Boston Financial	Administrative Assistant
1	Bradley Hospital	Classroom Behavior Specialist
1	Cedar Crest Nursing Centre Incorporated	Billing Manager
1	Central Falls School Department	Teacher's Assistant
1	Century Dry Wall	Carpenter
1	CVS Corporation	Assistant to Corporate Manager
1	CVS Corporation	Office Manager
1	CVS Corporation	Supervisor
1	Electric Boat	Steel Processing
1	Fleet Bank	Account Administrator

## *Liberal Arts, continued*

1	Fleet Bank	Operations Analyst
1	H. Carr and Sons Incorporated	Receptionist/Technician Assistant
1	Metropolitan Life Insurance Company	Beneficiary and Assignment Department
1	Narragansett Electric Company	Lineman
1	Oneida Factory Store	Retail Sales
1	Pawtucket School Department	Teaching Assistant
1	Problem Pregnancy of Providence Incorporated	Director
1	Providence Water	Administrative Assistant
1	Putnam Investments	Customer Service Representative
1	Putnam Investments	Technical Coordinator
1	Rhode Island Hospital	Certified Nursing Assistant
1	RIARC	Director
1	Roger Williams Medical Center	Cancer Registrar
1	Seekonk Floral Design Incorporated	Owner
1	Self Employed	Not Disclosed
1	Spain Restaurant	Bar Manager
1	St. Joseph Hospital for Specialty Care	Registered Nurse
1	State of Rhode Island-CCRI	Bilingual Staff Assistant
1	State of Rhode Island-CCRI	Payroll Manager
1	State of Rhode Island-Department of Human Services	Staff
1	State of Rhode Island-Department of Transportation	Arborist
1	Stop and Shop Supermarket	Assistant Produce Manager
1	Technic	Truck Driver
1	Trail Side Day Care	Preschool Teacher
1	Tritown C. A. A.	Case Manager
1	Unicom	Computer Sales
1	United States Navy	E6 Logistics
1	Village ISA	Social Worker/Case Manager
1	Volex	Human Resources Officer
1	YMCA	Site Director
1	Not Disclosed	Income Tax
1	Not Disclosed	Loan Originator
1	Not Disclosed	Not Disclosed
1	Not Disclosed	Registered Nurse
51	Employed Outside Field	

### Responding Graduates Continuing Their Education Full-Time:

#### Number of

#### Students

#### Institution

#### Major

1	Barry University	Physical Education
1	Bentley College	Business and Finance
1	Brockton School of Nursing	Nursing

## *Liberal Arts, continued*

5	Bryant College	Accounting
1	Bryant College	Computer Information Systems
1	Bryant College	Computer Science
1	Bryant College	Marketing/Management
1	Community College of Rhode Island	Arts
1	Community College of Rhode Island	Cardio Respiratory Care
1	Community College of Rhode Island	Computer Networking
1	Community College of Rhode Island	Office Skills Certificate
1	Curry College	Communications
1	Iona College	Finance
1	Johnson and Wales University	Accounting
1	Johnson and Wales University	Graphic Design/Web Management
1	Johnson and Wales University	Marketing
1	Katherine Gibbs	Executive Medical Assistant
1	Massachusetts College of Liberal Arts	Science
1	New England Institute of Technology	Architectural Engineering
1	New England Institute of Technology	Certified Occupational Therapy Assistant
1	New England Institute of Technology	Mechanics
1	New England Institute of Technology	Multimedia
1	Northeastern University	Business Administration
1	Northeastern University	Mechanical Engineering
1	Northern Kentucky University	Nursing
1	Providence College	Social Science
2	Rhode Island College	Art
1	Rhode Island College	Art Education
1	Rhode Island College	Business Economics and Finance
1	Rhode Island College	Business Management
1	Rhode Island College	Communications/Public Relations
1	Rhode Island College	Computer Information Systems
1	Rhode Island College	Computer Information Systems/Psychology
1	Rhode Island College	Computer Science
1	Rhode Island College	Computer Science Programming
1	Rhode Island College	Criminal Justice
1	Rhode Island College	Economics
5	Rhode Island College	Education
2	Rhode Island College	Elementary and Special Education
6	Rhode Island College	Elementary Education
3	Rhode Island College	English
1	Rhode Island College	Health and Physical Education
1	Rhode Island College	History
1	Rhode Island College	Not Disclosed
7	Rhode Island College	Nursing
2	Rhode Island College	Physical Education
10	Rhode Island College	Psychology
1	Rhode Island College	Psychology and Sociology
2	Rhode Island College	Secondary Education in Spanish

## *Liberal Arts, continued*

2	Rhode Island College	Social Work
1	Rhode Island College	Sociology and Pre-law
3	Rhode Island College	Special Education
1	Rhode Island College	Speech and Hearing Pathology
1	Rhode Island College	Technical Education
1	Rhode Island College	Technology Education
1	Rhode Island College	Telecommunications & Public Relations
1	Rhode Island College	Theatre
1	Roger Williams University	History and Elementary Education
1	Roger Williams University	Paralegal
1	Roger Williams University/Mississippi State Univ.	Teacher Certification Program/BS Geosciences
1	Rutgers University	Sociology and History
1	Saint Joseph's Hospital School of Nursing	Nursing
1	Salve Regina University	English
1	University of Maryland	Cardiovascular Technology
3	University of Mass.-Dartmouth	Finance
1	University of New Hampshire	Environmental and Conservation
2	University of Rhode Island	Accounting
1	University of Rhode Island	Biology
1	University of Rhode Island	Biomedical Engineering
1	University of Rhode Island	Business Administration
1	University of Rhode Island	Child Psychology
1	University of Rhode Island	Communications
1	University of Rhode Island	Education/Special Education
1	University of Rhode Island	Elementary Education and Psychology
1	University of Rhode Island	History
1	University of Rhode Island	Human Development and Family Studies
1	University of Rhode Island	Human Science and Services
1	University of Rhode Island	Journalism
1	University of Rhode Island	Marine Biology
1	University of Rhode Island	Marketing
2	University of Rhode Island	Not Disclosed
2	University of Rhode Island	Nursing
1	University of Rhode Island	Nutrition and Dietetic Services
1	University of Rhode Island	Physical Education
1	University of Rhode Island	Political Science and Spanish
1	University of Rhode Island	Psychology
1	University of Rhode Island	Public Relations
1	University of Rhode Island	Spanish/Education
1	University of Southern Maine	Art Studio and Photography
1	Not Disclosed	Film
2	Not Disclosed	Not Disclosed

# Machine Design

The Machine Design Program offers students practical skills in the detailing and design of mechanical components. Students receive instruction on both traditional drafting equipment and computer-aided drafting and design equipment. Graduates of the program generally accept positions as beginning detailers, advancing to designers. They may also transfer to Industrial Technology Programs at Northeastern University and Roger Williams University.

<b>2000 GRADUATES OF PROGRAM:</b>		<b>2</b>	
2000 Graduates of Program Responding:		2	100.0%
1	Employed Full-Time		50.0%
0	Employed Full-Time/Education Part-Time		0.0%
0	Employed Part-Time		0.0%
0	Unavailable for Employment		0.0%
0	Unemployed and Searching		0.0%
1	Education Full-Time		50.0%
0	Education Full-Time/Employed Part-Time		0.0%

## Responding Graduates Working in Their Field:

Average Salary: Insufficient Information

### Number of

### Positions

### Employer

### Position

1	General Dynamics	Designer
---	------------------	----------

## Responding Graduates Continuing Their Education Full-Time:

### Number of


### Students

### Institution

### Major

1	Central Connecticut State University	Mechanical Engineering Technology
---	--------------------------------------	-----------------------------------

# Manufacturing Technology



Students in the Manufacturing Technology Program receive training in both manual skills and theory. Basic competency is achieved in working with common machine tools and accessories, inspection techniques, shop math, blueprint reading skills, principles of computer numerical control machine tools, basic tool and die making and EDM operations. Careers of graduates include tool and die maker, machinist, quality control personnel, machine operator, production manager, machine tool repair and machine tool sales.

## 2000 GRADUATES OF PROGRAM:

9

### 2000 Graduates of Program Responding:

8

88.9%

6	Employed Full-Time	75.0%
2	Employed Full-Time/Education Part-Time	25.0%
0	Employed Part-Time	0.0%
0	Unavailable for Employment	0.0%
0	Unemployed and Searching	0.0%
0	Education Full-Time	0.0%
0	Education Full-Time/Employed Part-Time	0.0%

### Responding Graduates Working in Their Field:

Average Salary: \$40,432/yr. ( \$30,000 - \$50,000 range)

#### Number of

#### Positions

#### Employer

#### Position

1	American Insulated Wire Corporation	Mechanical Foreman
1	Electrolizing Incorporated	Manufacturing Engineer
1	Fulford Manufacturing Company	Toolmaker
1	Rexam DSI	Maintenance Technician
1	Texas Instruments	Design Technician
1	Uvex	Utility Worker
1	Vishay Electro Films	Marketing Specialist
1	Employed Outside Field	

## Nursing (Associate Degree)

The Nursing Program prepares graduates for entry-level positions in a variety of health care settings and in a wide choice of clinical specialties. It is the largest program of its kind in New England and one of the largest and most successful in the country.



### 2000 GRADUATES OF PROGRAM:

180

#### 2000 Graduates of Program Responding:

159

88.3%

97	Employed Full-Time	61.0%
4	Employed Full-Time/Education Part-Time	2.5%
46	Employed Part-Time	28.9%
6	Unavailable for Employment	3.8%
2	Unemployed and Searching	1.3%
1	Education Full-Time	0.6%
3	Education Full-Time/Employed Part-Time	1.9%

#### Responding Graduates Working in Their Field:

Average Salary: \$38,030/yr. ( \$23,400 - \$55,000 range)

#### Number of

#### Positions

#### Employer

#### Position

1	Alpine Nursing Home Incorporated	Registered Nurse
2	Bradley Hospital	Registered Nurse
1	Brookside Villa	Registered Nurse
1	Butter Hospital	Registered Nurse
1	Care New England/Kent County Memorial Hospital	Registered Nurse
1	Cedar Crest Nursing Centre Incorporated	Charge Nurse
1	Cedar Crest Nursing Centre Incorporated	Registered Nurse
1	Charlton Memorial Hospital	Clinical Nurse I
1	Epoch Senior Health Care	Registered Nurse
1	Evergreen House Health Center	Registered Nurse
1	Fogarty Hospital	Registered Nurse
1	Fuller Memorial Hospital	Registered Nurse
1	Grand Islander Center	Registered Nurse
1	Hasbro Children's Hospital	Registered Nurse
1	Heatherwood Nursing & Rehab. Center/Village House	Registered Nurse
1	Hillside Health Center	Registered Nurse

## *Nursing (Associate Degree), continued*

2	Holiday Retirement Home Incorporated	Registered Nurse
1	Hopkins Manor LTD	Charge Nurse
1	Hubbard Hospital	Registered Nurse
1	Kelsey Memorial Hospital	Registered Nurse/Laboratory Technician
9	Kent County Memorial Hospital	Registered Nurse
2	Kent Regency Genesis Eldercare	Registered Nurse
4	Landmark Medical Center	Registered Nurse
4	Memorial Hospital of Rhode Island	Registered Nurse
1	Memorial Hospital of Rhode Island	Registered Nurse/Clinical Nursing Assistant
1	Metro Boston Inpatient Services	Registered Nurse
1	Milford Hospital	Registered Nurse
8	Miriam Hospital	Registered Nurse
1	Miriam Hospital	Staff Nurse
2	Morgan Health Center Incorporated	Registered Nurse
1	Mt. Saint Francis Health Center	Registered Nurse
1	Mystic Manor Nursing Home	Registered Nurse and Staff Nurse/Supervisor
1	Nanticoke Hospital	Registered Nurse
1	Narragansett Bay Pediatric Group	Registered Nurse
5	Newport Hospital	Registered Nurse
1	Norwood Hospital	Registered Nurse
1	NRI Community Services	Registered Nurse
1	Oakland Grove Health Care Center	Registered Nurse
1	Orchard View Manor Nursing & Rehabilitation Center	Registered Nurse
1	Orlando Regional Hospital	Rehabilitation Nurse
9	Our Lady of Fatima Hospital	Registered Nurse
1	Overlook Nursing and Rehabilitation Center	Registered Nurse
1	Park View Nursing Home	Registered Nurse Supervisor
1	Pawtucket Health Care	Registered Nurse
1	Pine Grove Health Center	Certified Nursing Assistant
1	Prout Memorial High School	Registered Nurse/Licensed Practical Nurse
1	Providence VA Medical Center	Registered Nurse
1	Rehabilitation Hospital of RI/Roger Williams Hosp	Clinical Nursing Assistant
1	Rhode Island Hospital	Professional Nurse I
20	Rhode Island Hospital	Registered Nurse
1	Rhode Island Hospital/Hasbro Children's Hospital	Registered Nurse
1	Roger Williams Medical Center	Registered Nurse
1	Roger Williams Medical Center	Surgical Oncology Nurse & Registered Nurse
1	Rosewood Manor, Ltd.	Registered Nurse
3	South County Hospital	Registered Nurse
1	St. Anne's Hospital	Registered Nurse
1	St. Antoine's Residence	Nurse

## *Nursing (Associate Degree), continued*

2	St. Joseph Hospital for Specialty Care	Registered Nurse
1	St. Patrick's Manor	Department Head
1	State of Rhode Island-Eleanor Slater Hospital	Registered Nurse
3	Sturdy Memorial Hospital	Registered Nurse
3	The Clipper Home	Registered Nurse
3	The Westerly Hospital	Registered Nurse
1	Veteran's Administration Hospital	Registered Nurse
1	Veteran's Administration Hospital	Registered Nurse/Licensed Practical Nurse
3	VNA Support Services of Rhode Island	Registered Nurse
1	VNA Support Services of RI/Ocean State Nursing	Registered Nurse
1	West View Nursing Home	Registered Nurse
2	Women and Infants Hospital of Rhode Island	Registered Nurse
1	Wood River Health Services	Registered Nurse
1	Not Disclosed	Charge Nurse
4	Not Disclosed	Registered Nurse
4	Employed Outside Field	

### Responding Graduates Continuing Their Education Full-Time:

#### Number of

#### Students

#### Institution

#### Major

1	Salve Regina University	Nursing
1	University of Rhode Island	Nurse Practitioner
2	University of Rhode Island	Nursing

## *Nursing (Licensed Practical)*

The Practical Nurse Program is part of the articulated nursing program. Once accepted into the program, students can complete the requirements for graduation within eleven months and are eligible for the licensing examination for practical nursing. Graduates of this program are quickly assimilated into the health care field and work in a variety of health care settings. As a graduate of this program, the licensed practical nurse may return within five years and complete the requirements necessary to receive an associate degree in science for registered nurse in one year.

<b>2000 GRADUATES OF PROGRAM:</b>		<b>28</b>	
2000 Graduates of Program Responding:		20	71.4%
12	Employed Full-Time		60.0%
3	Employed Full-Time/Education Part-Time		15.0%
2	Employed Part-Time		10.0%
0	Unavailable for Employment		0.0%
2	Unemployed and Searching		10.0%
0	Education Full-Time		0.0%
1	Education Full-Time/Employed Part-Time		5.0%

### Responding Graduates Working in Their Field:

Average Salary: \$37,762/yr. ( \$30,160 - \$47,840 range)

#### Number of

#### Positions

#### Employer

#### Position

1	Briarcliffe Manor Nursing Home	Licensed Practical Nurse
1	Diversified Staff Group	Licensed Practical Nurse
1	Elmhurst Extended Care Facility	Licensed Practical Nurse
1	Evergreen House Health Center	Licensed Practical Nurse
1	Grand Islander Center	Licensed Practical Nurse
1	Maxim Health Care Services	Licensed Practical Nurse
1	Oakland Grove Health Care Center	Charge Nurse
1	Oakland Grove Health Care Center	Licensed Practical Nurse
1	Oakland Grove Health Care Center	Nursing Assistant
1	Orchard View Manor Nursing & Rehabilitation Center	Licensed Practical Nurse
1	Our Lady of Fatima Hospital	Licensed Practical Nurse
2	Smart Nursing	Licensed Practical Nurse
1	Webster Manor	Licensed Practical Nurse
1	Woonsocket Health Center	Licensed Practical Nurse
1	Not Disclosed	Licensed Practical Nurse
1	Employed Outside Field	

### Responding Graduates Continuing Their Education Full-Time:

#### Number of

#### Students

#### Institution

#### Major

1	Community College of Rhode Island	Nursing
---	-----------------------------------	---------

# Occupational Therapy Assistant

Occupational therapy is the use of purposeful activity and interventions to promote health and achieve functional outcomes in performance areas, which include activities of daily living, work and productive activities and play or leisure activities. Occupational therapy assistants, under the supervision of registered occupational therapists, help people of all ages to lead productive, satisfying lives.

<b>2000 GRADUATES OF PROGRAM:</b>	<b>15</b>	
2000 Graduates of Program Responding:	12	80.0%
7 Employed Full-Time		58.3%
2 Employed Full-Time/Education Part-Time		16.7%
3 Employed Part-Time		25.0%
0 Unavailable for Employment		0.0%
0 Unemployed and Searching		0.0%
0 Education Full-Time		0.0%
0 Education Full-Time/Employed Part-Time		0.0%

Responding Graduates Working in Their Field:

Average Salary: \$29,303/yr. ( \$25,718 - \$31,200 range)

## Number of

## Positions

## Employer

## Position

1	ALS Association of Rhode Island	Social Service Coordinator
1	Bridges Incorporated	Certified Occupational Therapy Assistant
1	Butler Hospital	Occupational Therapy Assistant
1	Kent Occupational Health and Rehabilitation	Certified Occupational Therapy Assistant
1	Newport Hospital	Certified Occupational Therapy Assistant
1	Oak Hill Nursing and Rehabilitation Center	Occupational Therapy Assistant
1	Rehabilitation Hospital of Rhode Island	Occupational Therapy Assistant
1	Tech Access of Rhode Island	Assistive Technology Trainer
1	Therapy Resources Management	Occupational Therapy Assistant
2	Not Disclosed	Occupational Therapy Assistant
1	Employed Outside Field	

## Office Administration



The Office Administration programs are designed to emphasize a variety of computer tasks created by new technologies as well as traditional office tasks. With the shift of work responsibility from middle management, the role of the office professional has become critical. The department's programs have been developed to address changing workplace requirements. Program options include administrative assistant/secretary, legal administrative assistant/secretary and medical administrative assistant/secretary. In addition, the department also offers a Travel and Tourism program. Cooperative education experience is available to students.

**Breonna P. Bun-Launh**  
Class of 1999

### 2000 GRADUATES OF PROGRAM:

**37**

#### 2000 Graduates of Program Responding:

**32**

**86.5%**

24	Employed Full-Time	75.0%
2	Employed Full-Time/Education Part-Time	6.3%
3	Employed Part-Time	9.4%
0	Unavailable for Employment	0.0%
0	Unemployed and Searching	0.0%
1	Education Full-Time	3.1%
2	Education Full-Time/Employed Part-Time	6.3%

#### Responding Graduates Working in Their Field:

Average Salary: \$25,186/yr. ( \$18,200 - \$41,000 range)

#### Number of

#### Positions

#### Employer

#### Position

1	AAA	Receptionist
1	Citizens Bank	Phone Bank
1	Davies Career and Technical High School	Secretary
1	Dr. Gary L'Europa	Receptionist
1	Dr. Phillip M. Trupiano	Medical Assistant
1	Family Treatment Center	Medical Assistant
1	Fidelity Investments	Office Associate for Custom Services
1	Fleet Boston Financial	Investigator
1	Jewish Family Service	Administrative Secretary
1	Kent County Memorial Hospital	Medical Transcriptionist
1	Metropolitan Life Insurance Company	Correspondence Clerk
1	Paramount Restaurant Supply	Administrative Assistant
1	Providence VA Hospital/Rhode Island Hospital	Medical Secretary

## *Office Administration, continued*

1	State of Rhode Island-Tribunal Court	Head Secretary
1	The Providence Journal Company	Departmental Assistant
1	The Westerly Hospital	Medical Assistant
1	TJX	Imports Assistant to the Vice President
1	U. S. Naval Shipbuilding Museum & Carpenter Bros.	Administrative Assistant
1	University of Rhode Island Coastal Resource Center	Clerk Secretary
1	Valley Resources	Customer Service Representative
1	Wyeth Pharmaceuticals	Administrative Assistant
1	Not Disclosed	Clerical
1	Not Disclosed	Medical Transcriptionist
1	Not Disclosed	Receptionist
1	Not Disclosed	Secretary
4	Employed Outside Field	

### Responding Graduates Continuing Their Education Full-Time:

#### Number of

#### Students

#### Institution

#### Major

1	Community College of Rhode Island	Special Education
1	Community College of Rhode Island	Undecided
1	Massachusetts Bay Community College	Court Stenographer

# Phlebotomy



A phlebotomist is an individual who obtains blood samples for clinical laboratory testing. The program at CCRI consists of two semesters, including 160 hours of clinical training at an affiliated site (hospital, private lab or clinic). Students must pass a national certification examination. Phlebotomists are employed in private laboratories, doctors' office laboratories, hospital labs, clinics and emergency rooms.

## 2000 GRADUATES OF PROGRAM:

20

### 2000 Graduates of Program Responding:

16

80.0%

8	Employed Full-Time	50.0%
1	Employed Full-Time/Education Part-Time	6.3%
4	Employed Part-Time	25.0%
1	Unavailable for Employment	6.3%
1	Unemployed and Searching	6.3%
0	Education Full-Time	0.0%
1	Education Full-Time/Employed Part-Time	6.3%

### Responding Graduates Working in Their Field:

Average Salary: \$25,271/yr. ( \$20,800 - \$43,160 range)

### Number of

### Positions

### Employer

### Position

1	Alpine Nursing Home Incorporated	Clinical Nursing Assistant
1	Dr. Alex Mandel	Phlebotomist
1	Kent County Memorial Hospital	Phlebotomist
1	Memorial Hospital of Rhode Island	Phlebotomist
2	Our Lady of Fatima Hospital	Phlebotomist
1	Quest Lab	Phlebotomist
1	Roger Williams Medical Center	Phlebotomist
1	Wildflowers Health Care by the Water	Medical Technical/Clinical Nursing Assistant
4	Employed Outside Field	

### Responding Graduates Continuing Their Education Full-Time:

### Number of

### Students

### Institution

### Major

1	Roger Williams University	Law
---	---------------------------	-----

# Physical Therapist Assistant

The physical therapist assistant works under the supervision of the physical therapist to treat patients with physical disabilities resulting from disease, injury or other bodily conditions. Their duties include assisting the therapist in implementing treatment programs according to the plan of care established by the physical therapist, training patients in exercises and activities of daily living, conducting treatments using special equipment, administering modalities, and reporting patient responses to the physical therapist. The program is a two-year program which includes 16 weeks of clinical experience. Passage of a licensure examination is required. Physical therapist assistants work in hospitals, clinics, rehabilitation facilities, long-term care facilities, extended care facilities, school camps and in patients' homes.

## 2000 GRADUATES OF PROGRAM:

21

### 2000 Graduates of Program Responding:

17

81.0%

8	Employed Full-Time	47.1%
0	Employed Full-Time/Education Part-Time	0.0%
5	Employed Part-Time	29.4%
1	Unavailable for Employment	5.9%
2	Unemployed and Searching	11.8%
1	Education Full-Time	5.9%
0	Education Full-Time/Employed Part-Time	0.0%

### Responding Graduates Working in Their Field:

Average Salary: \$28,971/yr. ( \$22,880 - \$32,240 range)

#### Number of

#### Positions

#### Employer

#### Position

1	Carelink	Physical Therapist Assistant
1	Dr. Robert L'Europa MSPT, DC	Physical Therapist Aide
1	Elmhurst Rehab-Care Works	Physical Therapist Assistant
1	Greenwood House Nursing and Rehabilitation Center	Physical Therapist Assistant
1	Kent County Memorial Hospital	Rehabilitation Aide
1	Lifespan Newport Hospital	Physical Therapist Assistant
1	Physical Rehabilitation Health Center	Physical Therapist Assistant
1	South County Orthopedics and Physical Therapy	Physical Therapist Assistant
1	The Fit Stop P. T.	Physical Therapist Assistant
1	Therapy Resources Management	Physical Therapist Assistant
1	University Orthopedics Incorporated	Physical Therapist Assistant
1	Not Disclosed	Physical Therapist Assistant
1	Employed Outside Field	

### Responding Graduates Continuing Their Education Full-Time:

#### Number of

#### Students

#### Institution

#### Major

1	Community College of Rhode Island	Nursing
---	-----------------------------------	---------

# Process Control Technology

The Process Control Technology Program is a study of the electronic, pneumatic or hydraulic instruments used in the field of process control. Students are trained to calibrate, maintain, repair and operate instruments used in process control systems such as power generation, chemical, pulp and paper, water and wastewater, and food and beverage systems. Graduates obtain jobs as process engineers/technicians, instrument and control technicians, and test and evaluator technicians. This program is one of only two in New England.

**Donald T. Wilsey**  
Class of 1999

## 2000 GRADUATES OF PROGRAM:

3

### 2000 Graduates of Program Responding:

2

66.7%

2	Employed Full-Time	100.0%
0	Employed Full-Time/Education Part-Time	0.0%
0	Employed Part-Time	0.0%
0	Unavailable for Employment	0.0%
0	Unemployed and Searching	0.0%
0	Education Full-Time	0.0%
0	Education Full-Time/Employed Part-Time	0.0%

### Responding Graduates Working in Their Field:

Average Salary: Insufficient Information

#### Number of

#### Positions

#### Employer

#### Position

1	Duke Energy	Electrician/Controls Technician
1	Erickson Communications	Technician

# Radiography



A radiographer is a person who uses x-radiation, a knowledge of anatomy, and imaging principles to aid physicians in the diagnosis of disease, in monitoring patient progress and in controlled screenings to help prevent disease. A radiographer works in hospitals, clinics, doctors' offices, and private emergency rooms. The profession offers numerous opportunities for advancement, including computed tomography and special procedures. With one year of additional education, there are opportunities in medical ultrasonography, nuclear medicine and radiation therapy.

**Sharon Ginaitt**  
Class of 1979

## 2000 GRADUATES OF PROGRAM:

**26**

2000 Graduates of Program Responding:	20	76.9%
15	Employed Full-Time	75.0%
0	Employed Full-Time/Education Part-Time	0.0%
2	Employed Part-Time	10.0%
0	Unavailable for Employment	0.0%
0	Unemployed and Searching	0.0%
0	Education Full-Time	0.0%
3	Education Full-Time/Employed Part-Time	15.0%

## Responding Graduates Working in Their Field:

Average Salary: \$31,396/yr. ( \$26,000 - \$39,520 range)

### Number of

### Positions

### Employer

1	Charlton Memorial Hospital
1	Kent County Memorial Hospital
1	Kent County Memorial Hospital and Atmed
2	Miriam Hospital
1	Mobile Medical Radiography and EKG
1	Morton Hospital
1	Newport Hospital
1	Rhode Island Hospital
1	Rhode Island Medical Imaging
1	Roger Williams Hospital
1	South County Hospital
1	The Westerly Hospital
1	Tollgate Radiology
1	Veteran's Administration Hospital
1	X-Ray Associates Incorporated
1	Not Disclosed

### Position

X-Ray Technologist
Registered Radiologic Technologist
X-Ray Technician
X-Ray Technician
Radiographer
X-Ray Technician
X-Ray Technologist
X-Ray Technician
X-Ray Technician
X-Ray Technologist
X-Ray Technician
Radiologic Technologist
X-Ray Technician
X-Ray Technician
X-Ray Technician
X-Ray Technologist

## Responding Graduates Continuing Their Education Full-Time:

### Number of Students

### Institution

### Major

1	Rhode Island College	Radiology
1	RI Hospital Sch. of Diagnostic Medical Sonography	Ultrasound
1	UMass Memorial Medical Center	

## Retail Management



The Retail Management Program is designed to prepare students for careers in mass merchandising or fashion merchandising. A major component of the program is the cooperative work experience in which students are employed in retail establishments throughout the state. Graduates obtain employment in department stores, specialty shops, chains, catalog showrooms, and off-price stores. Within each type of store there are career opportunities in merchandising, buying, management, sales promotion, human resources, loss prevention, real estate, operations, distribution, finance and accounting.

### 2000 GRADUATES OF PROGRAM:

3

#### 2000 Graduates of Program Responding:

3

100.0%

0	Employed Full-Time	0.0%
0	Employed Full-Time/Education Part-Time	0.0%
1	Employed Part-Time	33.3%
0	Unavailable for Employment	0.0%
0	Unemployed and Searching	0.0%
1	Education Full-Time	33.3%
1	Education Full-Time/Employed Part-Time	33.3%

#### Responding Graduates Working in Their Field:

Average Salary: Insufficient Information

1	Employed Outside Field
---	------------------------

#### Responding Graduates Continuing Their Education Full-Time:

##### Number of

##### Students

##### Institution

##### Major

1	Newport Hairdressing	Cosmetology
1	University of Rhode Island	Textiles Merchandising and Design

# Science

The Associate in Science Degree program is divided into two tracks. Track A is intended for those who expect to go into the fields of forestry, home economics, mortuary science, nutrition, dietician, optometry, physical education or plant science. Track B is for those who wish to enter astronomy, biochemistry, biology, biophysics, chemistry, geochemistry, geology, geophysics, marine biology, meteorology, oceanography, pharmacy, physics, pre-medical, pre-dental or pre-veterinarian studies. Both tracks require proficiency in English, foreign languages, mathematics, as well as the sciences. This is primarily a transfer program.

## 2000 GRADUATES OF PROGRAM:

1

### 2000 Graduates of Program Responding:

1

100.0%

1	Employed Full-Time	100.0%
0	Employed Full-Time/Education Part-Time	0.0%
0	Employed Part-Time	0.0%
0	Unavailable for Employment	0.0%
0	Unemployed and Searching	0.0%
0	Education Full-Time	0.0%
0	Education Full-Time/Employed Part-Time	0.0%

### Responding Graduates Working in Their Field:

Average Salary: Insufficient Information

1	Employed Outside Field
---	------------------------

## Technical Studies

The Technical Studies Program is an interdisciplinary program designed to enable groups of employees or individual students to tailor technical programs to meet their own specific needs. Specific programs have been designed for corrections officers, police officers, wastewater treatment technicians, realtors, building site supervisors, airplane pilots, steamfitters, operating engineers, electricians, carpenters and ship builders.

### 2000 GRADUATES OF PROGRAM:

2000 Graduates of Program Responding:	1	100.0%
1 Employed Full-Time		100.0%
0 Employed Full-Time/Education Part-Time		0.0%
0 Employed Part-Time		0.0%
0 Unavailable for Employment		0.0%
0 Unemployed and Searching		0.0%
0 Education Full-Time		0.0%
0 Education Full-Time/Employed Part-Time		0.0%

### Responding Graduates Working in Their Field:

Average Salary: Insufficient Information

#### Number of

#### Positions

#### Employer

#### Position

1	Fluor Daniel Company/ADP Marshall	Mechanical Coordinator/Construction Engineer
---	-----------------------------------	--

# APPENDIX A

## COMPARISON OF 1998, 1999 & 2000 GRADUATES

STATUS OF THE GRADUATES	1998	1999	2000	1998	1999	2000
	Number			Percent		
Employed full-time	498	569	492	45.0%	48.7%	45.9%
Job full-time & education part-time	147	108	145	13.3%	9.2%	13.5%
Employed part-time	166	119	126	15.0%	10.2%	11.7%
Unavailable for employment	23	34	25	2.1%	2.9%	2.3%
Unemployed and looking	43	56	19	3.9%	4.8%	1.8%
Education full-time	120	139	137	10.8%	11.9%	12.8%
Education full-time & job part-time	109	144	129	9.9%	12.3%	12.0%
<b>TOTAL RESPONSES</b>	<b>1,106</b>	<b>1,169</b>	<b>1,073</b>	<b>100.0%</b>	<b>100.0%</b>	<b>100.0%</b>

ATTENDING SCHOOL FULL-TIME	Number			Percent		
Bryant College	15	8	13	6.6%	2.8%	4.9%
Community College of Rhode Island	6	23	17	2.6%	8.2%	6.4%
Johnson & Wales University	1	7	8	0.4%	2.4%	3.0%
New England Institute of Technology	3	1	4	1.3%	0.4%	1.5%
Northeastern University	2	0	2	0.9%	0.0%	0.8%
Providence College	4	4	2	1.7%	1.4%	0.8%
Rhode Island College	89	107	111	38.9%	37.9%	41.7%
Rhode Island School of Design	0	1	0	0.0%	0.4%	0.0%
Roger Williams University	11	14	15	4.8%	5.0%	5.6%
Salve Regina University	1	2	3	0.4%	0.7%	1.1%
University of Massachusetts Dartmouth	3	2	6	1.3%	0.7%	2.3%
University of Rhode Island	51	77	49	22.3%	27.3%	18.4%
Other In-State	0	2	4	0.0%	0.7%	1.5%
Other Out-of-State	34	33	25	14.9%	11.7%	9.4%
Other (School not disclosed)	9	1	7	3.9%	0.4%	2.6%
<b>TOTAL RESPONSES</b>	<b>229</b>	<b>282</b>	<b>266</b>	<b>100.0%</b>	<b>100.0%</b>	<b>100.0%</b>

## APPENDIX B

### Community College of Rhode Island

#### Class of 2000 Career Placement Survey

1. Which statement **BEST** describes your present situation (**check one**)

1. ☐ Employed Full-Time
2. ☐ Employed Full-Time & Educational Part-Time
3. ☐ Employed Part-Time
4. ☐ Unavailable for Employment
5. ☐ Unemployed and searching for a job
6. ☐ Education Full-Time
7. ☐ Education Full-Time & Employed Part-Time

**PLEASE ANSWER ONLY THOSE QUESTIONS WHICH APPLY. (PLEASE PRINT)**

2. If working, employed by: \_\_\_\_\_  
Current position: \_\_\_\_\_
3. Is this position related to your program of study at CCRI? YES \_\_\_\_\_ NO \_\_\_\_\_
4. Do you think CCRI effectively prepared you for this position? YES \_\_\_\_\_ NO \_\_\_\_\_
5. Salary: Hourly: \_\_\_\_\_ Weekly: \_\_\_\_\_ Yearly: \_\_\_\_\_
6. How many hours a week do you work? \_\_\_\_\_
7. Is this position in line with your career goals? YES \_\_\_\_\_ NO \_\_\_\_\_
8. If you are continuing your education **FULL -TIME**, what school are you attending and what is your major?  
SCHOOL: \_\_\_\_\_  
MAJOR: \_\_\_\_\_
9. Do you think CCRI effectively prepared you for your studies? YES \_\_\_\_\_ NO \_\_\_\_\_

Optional comments:

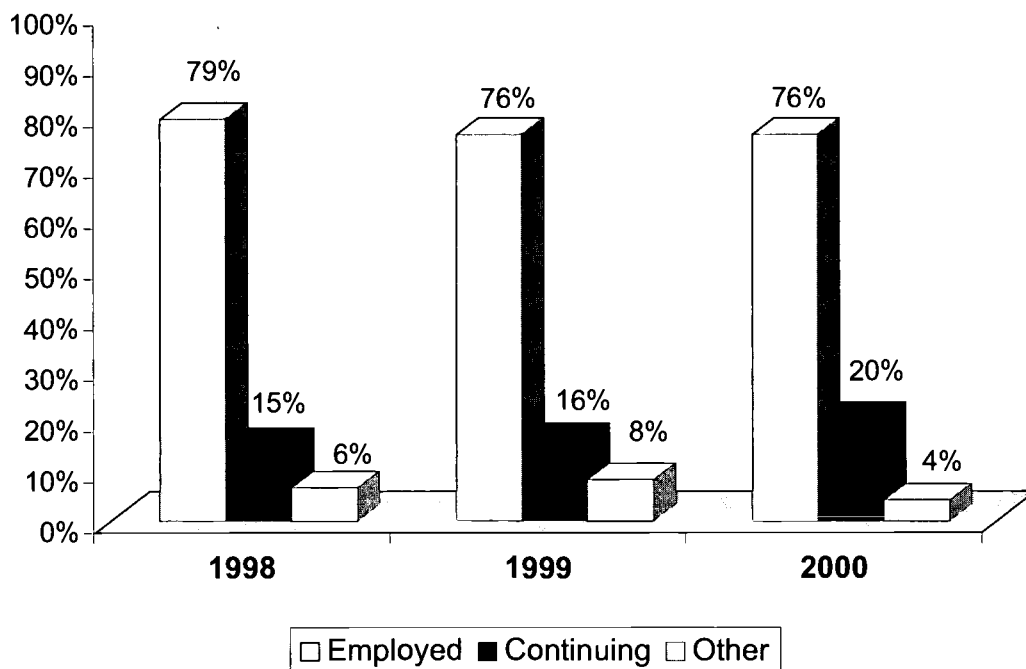
On the back of this survey, please add your observations on CCRI's effectiveness as an educational institution (include strengths and/or areas needing improvements).

## APPENDIX C

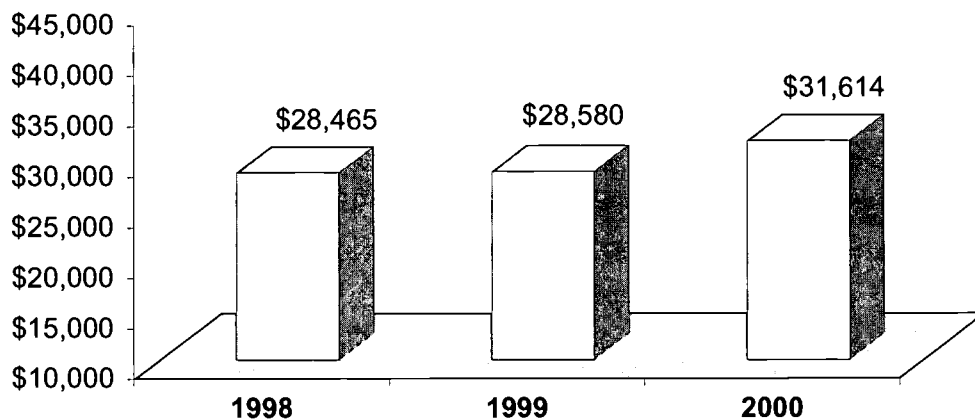
### Business & Commerce

#### Placement & Transfer

Respondents



#### Average Salaries

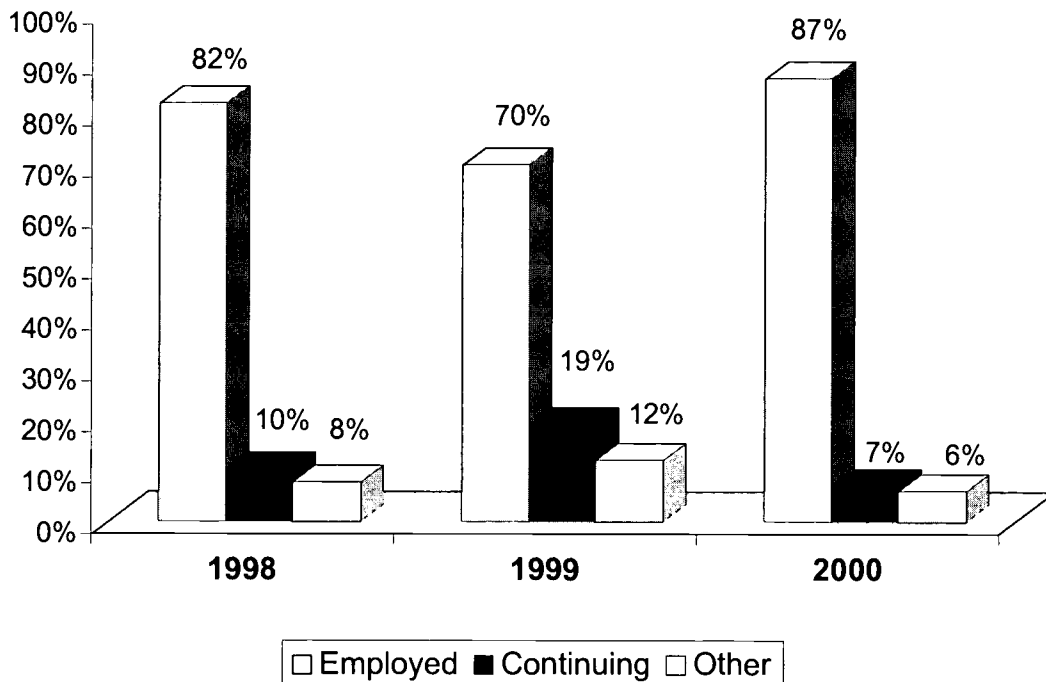


Includes: Business Administration, Retail Management, Office Administration, Criminal Justice and Legal Studies

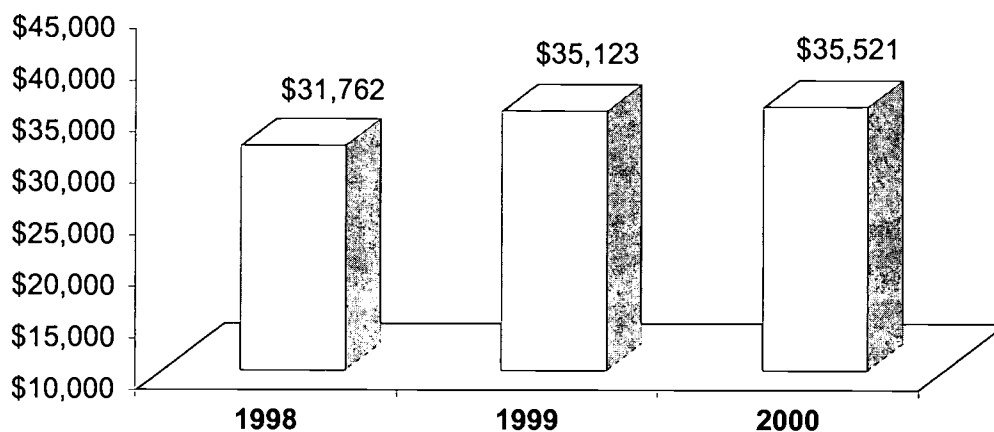
## Computer Studies

### Placement & Transfer

#### Respondents



#### Average Salaries

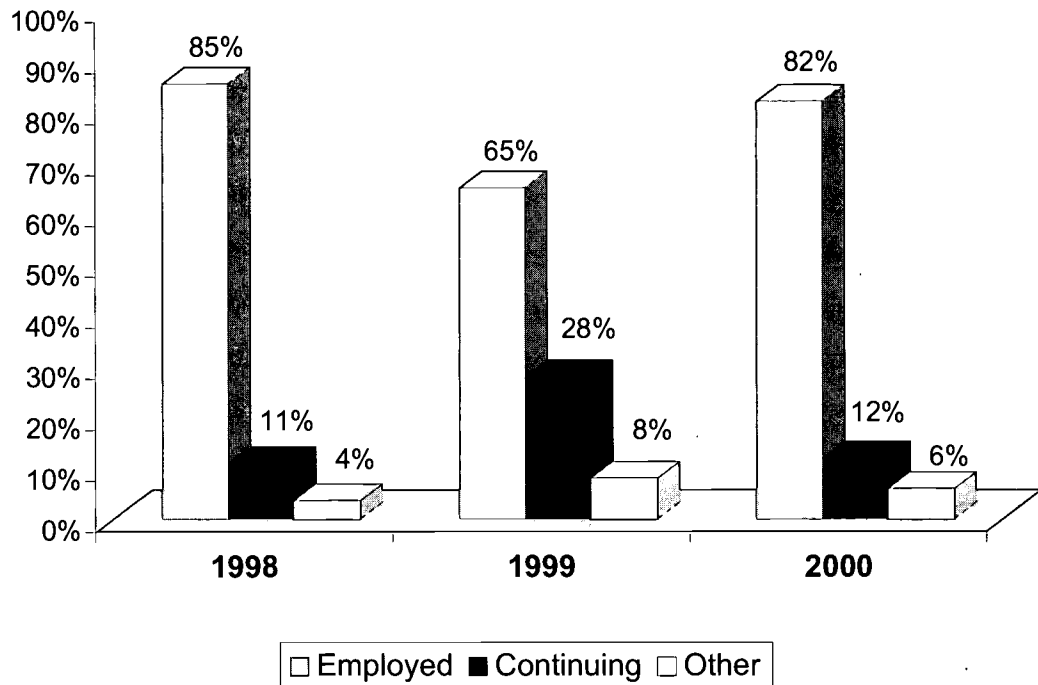


Includes: Computer Science, Computer Programming Certificate, Microcomputing Systems and Networking Certificate, and Office Automation Certificate

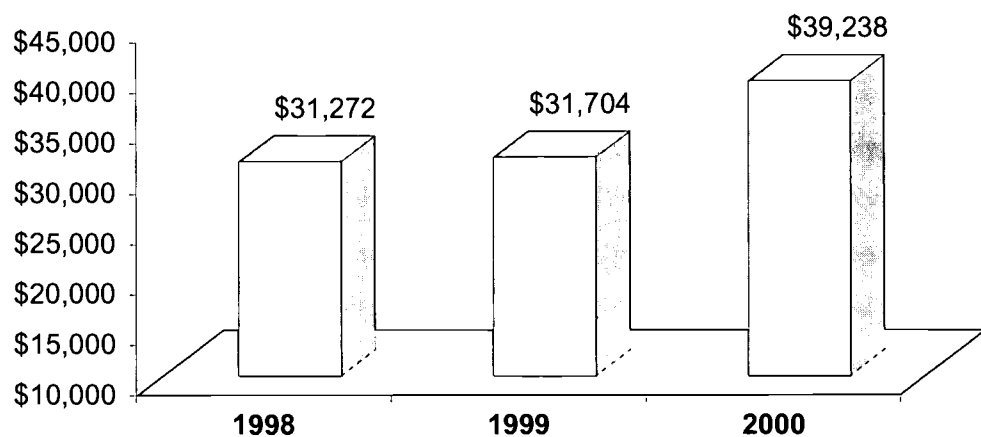
## Engineering & Technologies

### Placement & Transfer

#### Respondents



### Average Salaries

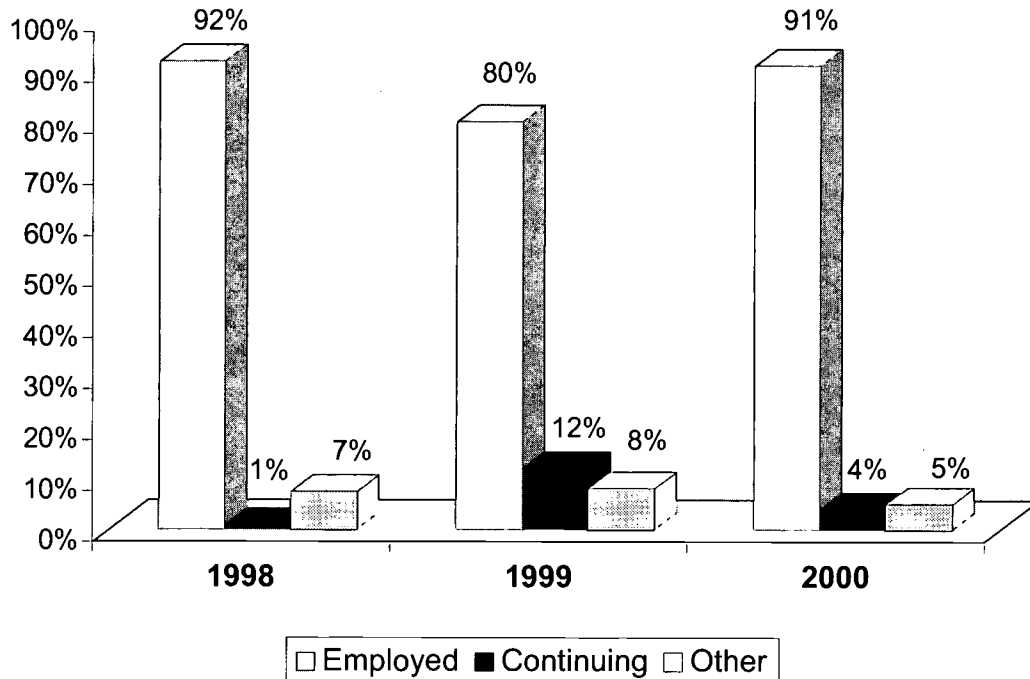


Includes: Chemical Technology, Engineering, Electronics, Process Control Technology, Machine Design, Manufacturing Technology, Technical Studies, and Computer, Electronic, Mechanical and Telecommunications Engineering Technologies

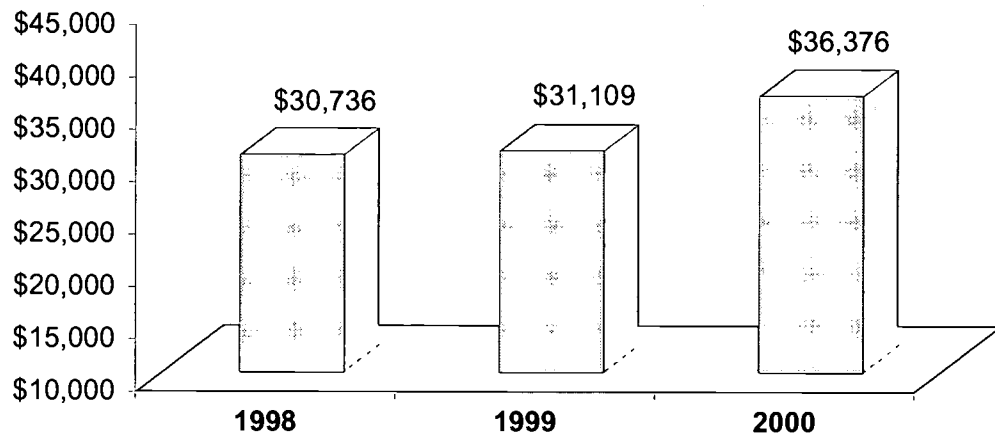
## Health & Paramedical

### Placement & Transfer

Respondents



### Average Salaries

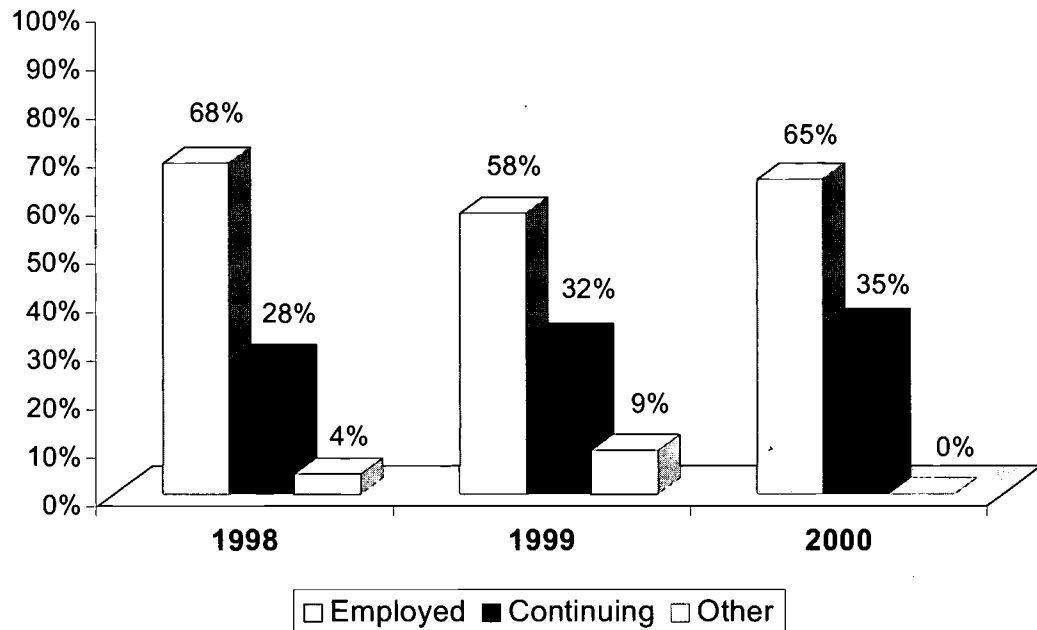


Includes: Dental Assisting, Dental Hygiene, Clinical Laboratory Technology, Radiography, Nursing ADN, Nursing LPN, Cardio-Respiratory Care, Phlebotomy, Physical Therapist Assistant, Occupational Therapy Assistant

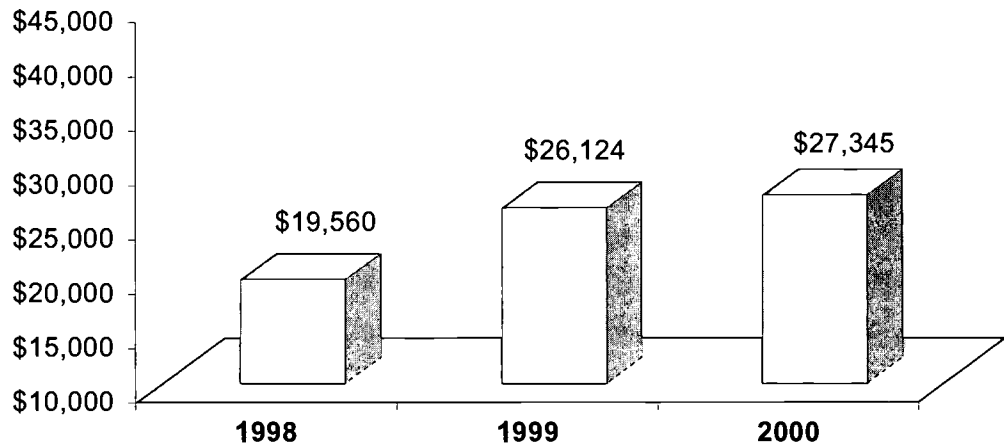
## Public Service Technologies

### Placement & Transfer

Respondents



### Average Salaries

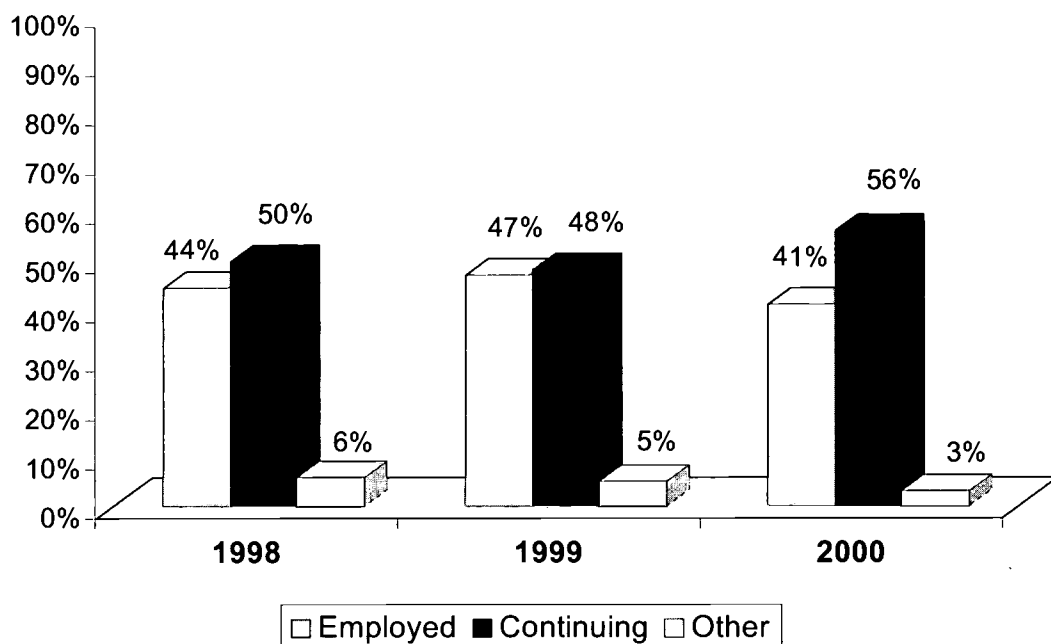


Includes: Fire Science and Human Services

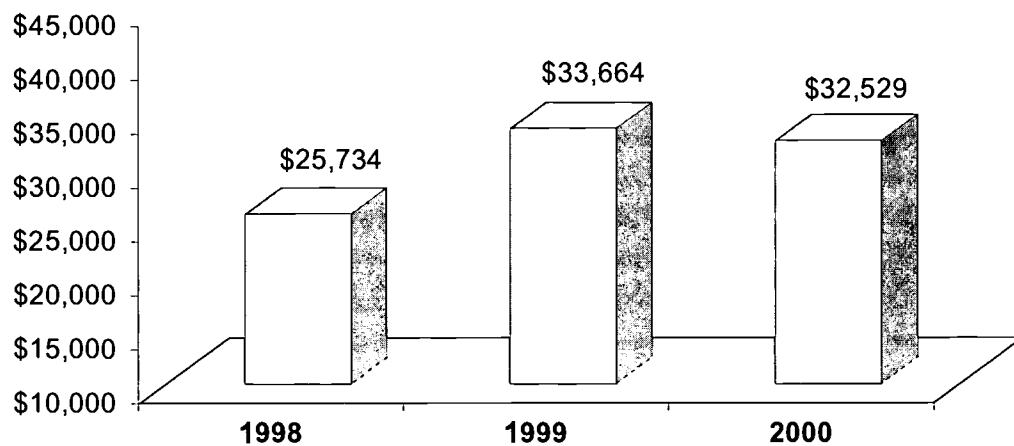
## General Programs

### Placement & Transfer

#### Respondents



#### Average Salaries

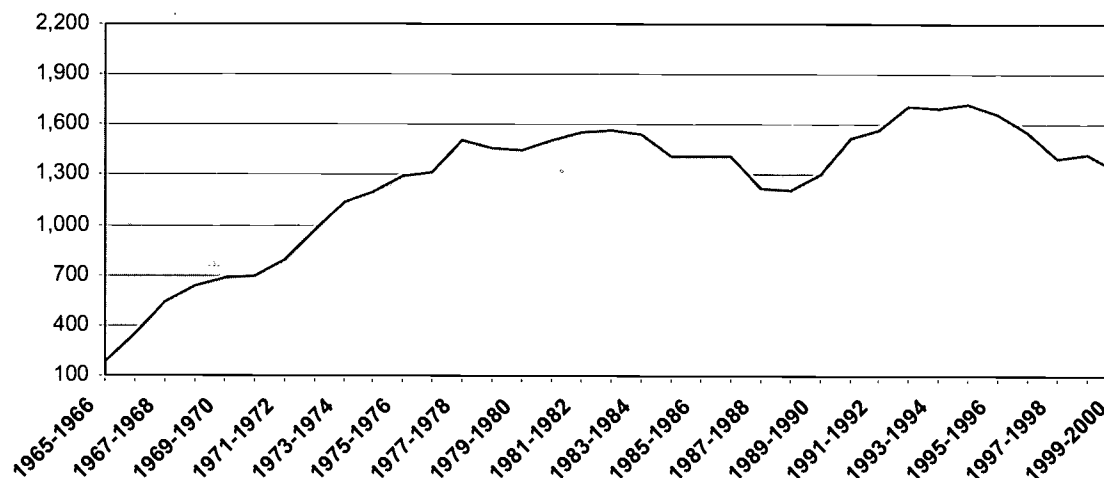


Includes: Fine Arts, Liberal Arts, Science, and General Studies

# APPENDIX D

## COMMUNITY COLLEGE OF RHODE ISLAND HISTORY OF GRADUATES SINCE 1966

**Degrees & Certificates Awarded**





Year*	Number of Degrees & Certificates
1965-1966	178
1966-1967	353
1967-1968	543
1968-1969	640
1969-1970	685
1970-1971	702
1971-1972	789
1972-1973	976
1973-1974	1,139
1974-1975	1,198
1975-1976	1,295
1976-1977	1,321
1977-1978	1,507
1978-1979	1,460
1979-1980	1,453
1980-1981	1,507
1981-1982	1,558
1982-1983	1,562


Year*	Number of Degrees & Certificates
1983-1984	1,545
1984-1985	1,417
1985-1986	1,418
1986-1987	1,414
1987-1988	1,224
1988-1989	1,213
1989-1990	1,301
1990-1991	1,521
1991-1992	1,564
1992-1993	1,705
1993-1994	1,700
1994-1995	1,720
1995-1996	1,669
1996-1997	1,551
1997-1998	1,403
1998-1999	1,421
1999-2000	1,333
Total	43,985

\*Year includes graduates from July 1 through June 30

Flanagan Campus, Lincoln



Knight Campus, Warwick



Liston Campus, Providence



U.S. Department of Education  
Office of Educational Research and Improvement (OERI)  
National Library of Education (NLE)  
Educational Resources Information Center (ERIC)



# REPRODUCTION RELEASE

(Specific Document)

## I. DOCUMENT IDENTIFICATION:

Title: CAREER PLACEMENT AND TRANSFER Report 2000 Community College of Rhode Island	
Author(s): OFFICE OF INSTITUTIONAL RESEARCH & PLANNING OFFICE OF PUBLIC RELATIONS AND PUBLICATIONS	
Corporate Source: OFFICE OF INSTITUTIONAL RESEARCH AND PLANNING	Publication Date: JUNE 2001

## II. REPRODUCTION RELEASE:

In order to disseminate as widely as possible timely and significant materials of interest to the educational community, documents announced in the monthly abstract journal of the ERIC system, *Resources in Education* (RIE), are usually made available to users in microfiche, reproduced paper copy, and electronic media, and sold through the ERIC Document Reproduction Service (EDRS). Credit is given to the source of each document, and, if reproduction release is granted, one of the following notices is affixed to the document.

If permission is granted to reproduce and disseminate the identified document, please CHECK ONE of the following three options and sign at the bottom of the page.

The sample sticker shown below will be affixed to all Level 1 documents

The sample sticker shown below will be affixed to all Level 2A documents

The sample sticker shown below will be affixed to all Level 2B documents

PERMISSION TO REPRODUCE AND DISSEMINATE THIS MATERIAL HAS BEEN GRANTED BY

\_\_\_\_\_  
Sample  
\_\_\_\_\_

TO THE EDUCATIONAL RESOURCES INFORMATION CENTER (ERIC)

1

PERMISSION TO REPRODUCE AND DISSEMINATE THIS MATERIAL IN MICROFICHE, AND IN ELECTRONIC MEDIA FOR ERIC COLLECTION SUBSCRIBERS ONLY, HAS BEEN GRANTED BY

\_\_\_\_\_  
Sample  
\_\_\_\_\_

TO THE EDUCATIONAL RESOURCES INFORMATION CENTER (ERIC)

2A

PERMISSION TO REPRODUCE AND DISSEMINATE THIS MATERIAL IN MICROFICHE ONLY HAS BEEN GRANTED BY

\_\_\_\_\_  
Sample  
\_\_\_\_\_

TO THE EDUCATIONAL RESOURCES INFORMATION CENTER (ERIC)

2B

Level 1



Level 2A



Level 2B



Check here for Level 1 release, permitting reproduction and dissemination in microfiche or other ERIC archival media (e.g., electronic) and paper copy.

Check here for Level 2A release, permitting reproduction and dissemination in microfiche and in electronic media for ERIC archival collection subscribers only

Check here for Level 2B release, permitting reproduction and dissemination in microfiche only

Documents will be processed as indicated provided reproduction quality permits.  
If permission to reproduce is granted, but no box is checked, documents will be processed at Level 1.

I hereby grant to the Educational Resources Information Center (ERIC) nonexclusive permission to reproduce and disseminate this document as indicated above. Reproduction from the ERIC microfiche or electronic media by persons other than ERIC employees and its system contractors requires permission from the copyright holder. Exception is made for non-profit reproduction by libraries and other service agencies to satisfy information needs of educators in response to discrete inquiries.

Sign  
here, →

Signature:	Printed Name/Position/Title: DR. William LeBlanc, Director, INSTITUTIONAL RESEARCH
Organization/Address: COMMUNITY College of R.I. 400 EAST AVE., WARWICK, RI 02886-1807	Telephone: 401-825-2225 E-Mail Address: leblanc@ccri.cc.ri.us
	FAX: 401-825-1148 Date: 10-19-2001



(over)

### III. DOCUMENT AVAILABILITY INFORMATION (FROM NON-ERIC SOURCE):

If permission to reproduce is not granted to ERIC, or, if you wish ERIC to cite the availability of the document from another source, please provide the following information regarding the availability of the document. (ERIC will not announce a document unless it is publicly available, and a dependable source can be specified. Contributors should also be aware that ERIC selection criteria are significantly more stringent for documents that cannot be made available through EDRS.)

Publisher/Distributor:
Address:
Price:

### IV. REFERRAL OF ERIC TO COPYRIGHT/REPRODUCTION RIGHTS HOLDER:

If the right to grant this reproduction release is held by someone other than the addressee, please provide the appropriate name and address:

Name:
Address:

### V. WHERE TO SEND THIS FORM:

Send this form to the following ERIC Clearinghouse:

**ERIC Clearinghouse for Community Colleges**  
**University of California, Los Angeles**  
**3051 Moore Hall, Box 951521**  
**Los Angeles, CA 90095-1521**  
**Telephone: (800) 832-8256**  
**Fax: (310) 206-8095**

However, if solicited by the ERIC Facility, or if making an unsolicited contribution to ERIC, return this form (and the document being contributed) to:

#### ERIC Processing and Reference Facility

4483-A Robles Boulevard  
Lanham, Maryland 20706

Telephone: (301) 552-4200  
Toll Free: (800) 99-3742  
FAX: (301) 552-7000

e-mail: [ericfac@ineted.gov](mailto:ericfac@ineted.gov)

WWW: <http://ericfac.piccard.csc.com>