

## DOCUMENT RESUME

ED 457 879

JC 010 624

TITLE Data and Characteristics of the Illinois Public Community College System.

INSTITUTION Illinois Community Coll. Board, Springfield.

PUB DATE 2001-08-00

NOTE 197p.

PUB TYPE Numerical/Quantitative Data (110) -- Reports - Descriptive (141)

EDRS PRICE MF01/PC08 Plus Postage.

DESCRIPTORS College Environment; College Faculty; \*Community Colleges; \*Educational Finance; \*Enrollment; Enrollment Trends; \*Institutional Characteristics; \*Institutional Evaluation; School Construction; \*School Demography; Statistical Data; Student Characteristics; Tables (Data); Taxes; Two Year Colleges

IDENTIFIERS \*Illinois Community College System

## ABSTRACT

This is the nineteenth publication of a comprehensive data book by the Illinois Community College Board (ICCB). Sections focus on student characteristics, faculty and staff data, annual enrollment and completion data, financial data, and facilities data for the 48 community colleges in the system. Highlights for fall 2000 include: (1) 57% of students enrolled in Illinois public community colleges were women; (2) 40% of students were enrolled in baccalaureate/transfer programs; (3) the median age of students was 25 years; (4) total enrollment for all Illinois districts was 340,101; (5) 51,222 students were Hispanic, 47,237 Black, and 16,059 Asian; (6) 4,405 of faculty members were full time, while 4,485 were part time; (7) the average full-time faculty salary was \$54,541; (8) the average administrator salary was \$64,155; (9) average instructional unit cost was \$187.34 in fiscal year 2000; (10) audited operating revenues totaled \$1,126,856,591, 39% of which was from local sources, 26% from tuition and fees, and 27% from the state; (11) audited operating expenditures totaled \$1,051,223,981; (12) total acreage was 7,926; and (13) total square footage was 21,835,933. (Includes numerous tables, figures, and a map.) (EMH)

7c010624

ED 457 879

# DATA AND CHARACTERISTICS

of the  
Illinois Public Community College System



PERMISSION TO REPRODUCE AND DISSEMINATE THIS MATERIAL HAS BEEN GRANTED BY

*V K McMillan*

TO THE EDUCATIONAL RESOURCES INFORMATION CENTER (ERIC)

1

U.S. DEPARTMENT OF EDUCATION  
Office of Educational Research and Improvement  
EDUCATIONAL RESOURCES INFORMATION CENTER (ERIC)

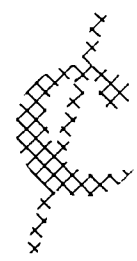

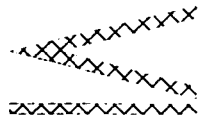
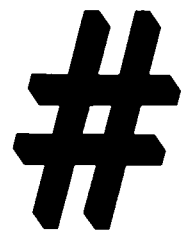
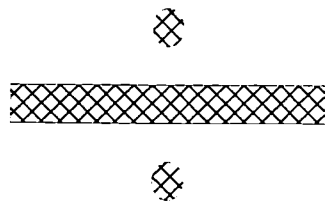
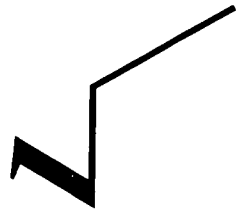
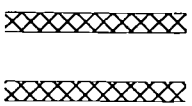
This document has been reproduced as received from the person or organization originating it.

Minor changes have been made to improve reproduction quality.

• Points of view or opinions stated in this document do not necessarily represent official OERI position or policy.

Illinois Community College Board  
401 East Capitol Avenue  
Springfield, IL 62701-1711  
Telephone: (217) 785-0123  
August 2001

Printed by Authority of the State of Illinois



DATA AND CHARACTERISTICS OF THE  
ILLINOIS PUBLIC COMMUNITY COLLEGE SYSTEM

AUGUST 2001

TABLE OF CONTENTS

	<u>Page</u>
Introduction .....	viii
A Summary Profile of the Illinois Public Community Colleges .....	ix
Map of the Illinois Public Community College Districts .....	x
Section I - Fall Student Characteristics .....	1
Table I-1 - Summary of Opening Fall 2000 Student Headcount Enrollment by Sex and Type of Attendance .....	2
Table I-2 - Summary of Opening Fall 2000 Student Headcount Enrollment by Instructional Program Area .....	4
Table I-3 - Summary of Opening Fall 2000 Student Headcount Enrollment by Age .....	5
Table I-4 - Summary of Opening Fall 2000 Student Headcount Enrollment by Ethnic Origin .....	6
Table I-5 - Summary of Opening Fall 2000 Student Headcount Enrollment by Academic Classification .....	7
Table I-6 - Summary of Opening Fall 2000 Student Headcount Enrollment by Type of Residency .....	8
Table I-7 - Summary of Opening Fall 2000 Student Headcount Enrollment by Enrollment Status .....	9
Table I-8 - Proportions of District Populations Served by Illinois Public Community Colleges in Instructional Credit Curricula by Headcount and FTE .....	10
Table I-9 - Summary of Opening Fall 2000 Student Headcount Enrollment by Instructional Program Area and Student Level .....	11

TABLE OF CONTENTS  
(Continued)

	<u>Page</u>
Table I-10 - Summary of Opening Fall Term Student Headcount Enrollment - Fall 1991 Through Fall 2000 .....	15
Table I-11 - Summary of Opening Fall Term Student FTE Enrollment - Fall 1991 Through Fall 2000 .....	16
Section II - Faculty and Staff Data .....	17
Table II-1 - Summary of Instructional Teaching Faculty (9 and 12 mos.) Employed in Illinois Public Community Colleges by Sex and Employment Status During Fall 2000 .....	19
Table II-2 - Summary of Administrative Staff Employed in Illinois Public Community Colleges by Sex and Employment Status During Fall 2000 .....	20
Table II-3 - Summary of Other Nonteaching Professional Staff (9 and 12 month) Employed in Illinois Public Community Colleges by Sex and Employment Status During Fall 2000 .....	21
Table II-4 - Summary of Civil Service or Classified Staff Employed in Illinois Public Community Colleges by Sex and Employment Status During Fall 2000 .....	22
Table II-5 - Fiscal Year 2001 Average Contractual Base Salaries for Full-Time Teaching Faculty (9 Mos.), Administrative Staff (12 Mos.), and Nonteaching Professional Staff (12 Mos.) in Illinois Public Community Colleges .....	23
Table II-6 - Average On-Campus Class by Type - Fall 2000 .....	24
Table II-7 - Percentage of On-Campus Classes by Class Size Categories - Fall 2000 .....	25
Section III - Annual Enrollment and Completion Data .....	26
Table III-1 - Summary of Annual Unduplicated Headcount Enrollment by Sex for Fiscal Year 2000 .....	27

TABLE OF CONTENTS  
(Continued)

	<u>Page</u>
Table III-2 - Summary of Annual Unduplicated Headcount Enrollment by Program Classification for Fiscal Year 2000 .....	28
Table III-3 - Annual Unduplicated Enrollment by Academic Program by College for Fiscal Year 2000 .....	29
Table III-4 - Summary of Annual Unduplicated Headcount Enrollment by Age for Fiscal Year 2000 .....	55
Table III-5 - Summary of Annual Unduplicated Headcount Enrollment by Ethnic Origin for Fiscal Year 2000 .....	56
Table III-6 - Highest Degree Previously Earned for Fiscal Year 2000 Illinois Public Community College Students .....	57
Table III-7 - Summary of Transfer and General Studies Degrees and Certificates Awarded in Fiscal Year 2000 .....	58
Table III-8 - Summary of Occupational Degrees and Certificates Awarded in Fiscal Year 2000 .....	59
Table III-9 - Annual Duplicated Completers by Academic Program by College for Fiscal Year 2000 .....	61
Table III-10 - Summary of Adult Education Completions Awarded in Fiscal Year 2000 by Community College District .....	85
Table III-11 - Summary of High School Completions Awarded in Fiscal Year 2000 by Community College District .....	86
Section IV - Financial Data .....	87
Table IV-1 - Annual FTE Students - Fiscal Year 1990 Through Fiscal Year 2000 .....	88
Table IV-2 - Total ICCB Grants Paid to Community Colleges - Fiscal Year 1994 Through Fiscal Year 2001 .....	89
Table IV-3 - Net Instructional Unit Cost in Illinois Public Community Colleges Since Fiscal Year 1994 .....	90

TABLE OF CONTENTS  
(Continued)

	<u>Page</u>
Table IV-4 - Fiscal Year 2000 Total Reimbursable Credit Hours .....	91
Table IV-5 - Summary of Fiscal Year 2000 ICCB Grants to Illinois Public Community Colleges .....	92
Table IV-6 - Summary of Fiscal Year 2001 ICCB Grants to Illinois Public Community Colleges .....	93
Table IV-7 - Per Capita Costs, Chargeback Rates, and Student Tuition and Fee Rates at Illinois Public Community College Districts .....	94
Table IV-8 - 1999 Operating Tax Extensions for Real Estate and Other Property Tax and 2000 Corporate Personal Property Replacement Tax Revenues .....	95
Table IV-9 - 1999 Tax Levy Rates (Per \$100 of EAV) .....	96
Table IV-10 - Fiscal Year 2000 Net Instructional Unit Cost by Funded Instructional Categories in Illinois Public Community Colleges .....	97
Table IV-11 - Fiscal Year 2000 Audited Operating Revenues by Source .....	98
Table IV-12 - Fiscal Year 2000 Audited Operating Expenditures by Function .....	100
Table IV-13 - Fiscal Year 2000 Audited Operating Expenditures by Object .....	101
Table IV-14 - Fiscal Year 2000 Total Current Fund Revenues by Source .....	102
Table IV-15 - Fiscal Year 2000 Total Current Fund Expenditures by Function .....	103
Table IV-16 - Fiscal Year 2000 Energy Costs .....	104
Section V - Facilities Data .....	105
Table V-1 - Summary of Acres by Use for Illinois Public Community Colleges as of August 1, 2000 .....	106

TABLE OF CONTENTS  
(Continued)

	<u>Page</u>
Table V-2 - Summary of Total Square Footage Available on Illinois Public Community College Campuses as of August 1, 2000 .....	107
Table V-3 - Square Footage of On-Campus Facilities Under Construction or Approved for Construction as of August 1, 2000 .....	108
Table V-4 - Total Net Assignable Square Footage by Room Use Classification .....	109
Table V-5 - Net Assignable Square Footage in Completed Permanent State-Funded Facilities by Higher Education Facility Inventory Room Use Classification as of August 1, 2000 .....	110
Table V-6 - Net Assignable Square Footage in Completed Permanent Locally Funded Facilities by Higher Education Facility Inventory Room Use Classification as of August 1, 2000 .....	111
Table V-7 - Net Assignable Square Footage in Temporary Facilities by Higher Education Facility Inventory Room Use Classification as of August 1, 2000 .....	112
Table V-8 - Net Assignable Square Footage in State-Funded Facilities Under Construction or Approved for Construction by Higher Education Facility Inventory Room Use Classification as of August 1, 2000 .....	113
Table V-9 - Net Assignable Square Footage in Locally Funded Permanent Facilities Under Construction or Approved for Construction as of August 1, 2000 .....	114
Table V-10 - Total Net Assignable Square Feet of Permanent Facilities by Room Use Classification Per 10th Day On-Campus FTE Student as of August 1, 2000 (Completed, Under Construction, Approved, or Appropriated) .....	115
Table V-11 - Total Protection, Health, and Safety Projects Approved .....	116

TABLE OF CONTENTS  
(Continued)

	<u>Page</u>
Table V-12 - Budgeted Revenue for Community College Construction Since January 1990 .....	117
Table V-13 - Budgeted Revenue for Permanent Community College Facilities Under Construction or Planned as of May 2001 .....	148
Table V-14 - Capital Projects Under Construction - Funding Authorized by Protection, Health, and Safety Legislation .....	151
Table V-15 - Capital Renewal Projects Approved for Fiscal Year 1999 .....	156
Table V-16 - Capital Renewal Projects Approved for Fiscal Year 2000 .....	157
Table V-17 - Capital Renewal Projects Approved for Fiscal Year 2001 .....	158



LIST OF FIGURES

	<u>Page</u>
Figure 1 - Opening Fall 2000 Headcount Enrollment by Instructional Program Area .....	3
Figure 2 - Fall 2000 State Headcount Distribution of Employees by Employee Group .....	18
Figure 3 - FY 2000 Annual Duplicated Completers in Broad Program Categories .....	60
Figure 4 - FY 2000 Audited Sources of Revenue .....	99

## INTRODUCTION

This is the nineteenth publication of a comprehensive data book by the Illinois Community College Board (ICCB). This document contains data and characteristics of the Illinois public community college system and is designed to serve as a basic reference. No analysis of the data is intended in this document. The data are obtained from various surveys and studies conducted by ICCB staff and from the colleges' annual MIS submissions.

This year the major data tables from the data book will again be available to colleges in computer-readable form using Quattro Pro (Windows) spreadsheet format. To receive the data book in computer-readable form: (1) send two blank, formatted 3 1/2 inch diskettes that can be read by an IBM compatible microcomputer; (2) specify whether the diskettes are high density or regular density; (3) enclose a self-addressed envelope with return postage; and (4) forward your request to the Production Controller, Information Technology Services, Illinois Community College Board, 401 East Capitol Avenue, Springfield, Illinois 62701-1711.

This document contains annual data for fiscal year 2000 and fall term data for 2000 (fiscal year 2000). Enrollment data and faculty and staff data are collected during the fall term each year; thus, these data are fall term 2000 (fiscal year 2000). Budgeted operating finance and facilities data are for fiscal year 2000. Audited financial data, unit cost data, annual enrollments, and graduate data are for fiscal year 2000.

This publication provides information about (1) students, (2) faculty and staff, (3) annual enrollment and completion, (4) operating finance, and (5) capital construction. Each of these areas constitutes a section of this document. Several tables summarize data from more detailed reports that have been published separately. The objective of this document is to provide useful summaries of data for community college districts in one reference document. If you have requests for other data or suggestions for additions or deletions, please contact the ICCB office.

Special acknowledgment is extended to the personnel of the colleges for their cooperation in completing surveys and providing the ICCB with computer-readable data on a timely basis.

Note that one Illinois public community college changed its name during fiscal year 2000. Southwestern Illinois was formerly known as Belleville Area College. Individuals interested in making comparisons with prior editions of this report should be aware of this change.

Table 1 on the next page is a summary profile of selected statistics for the 39 Illinois public community college districts. The map on page x shows the geographic location of each college district.

Illinois Community College Board





Table 1

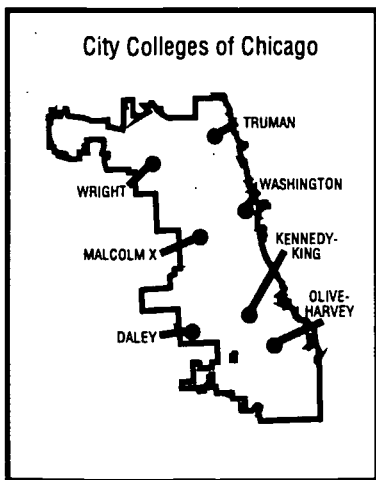
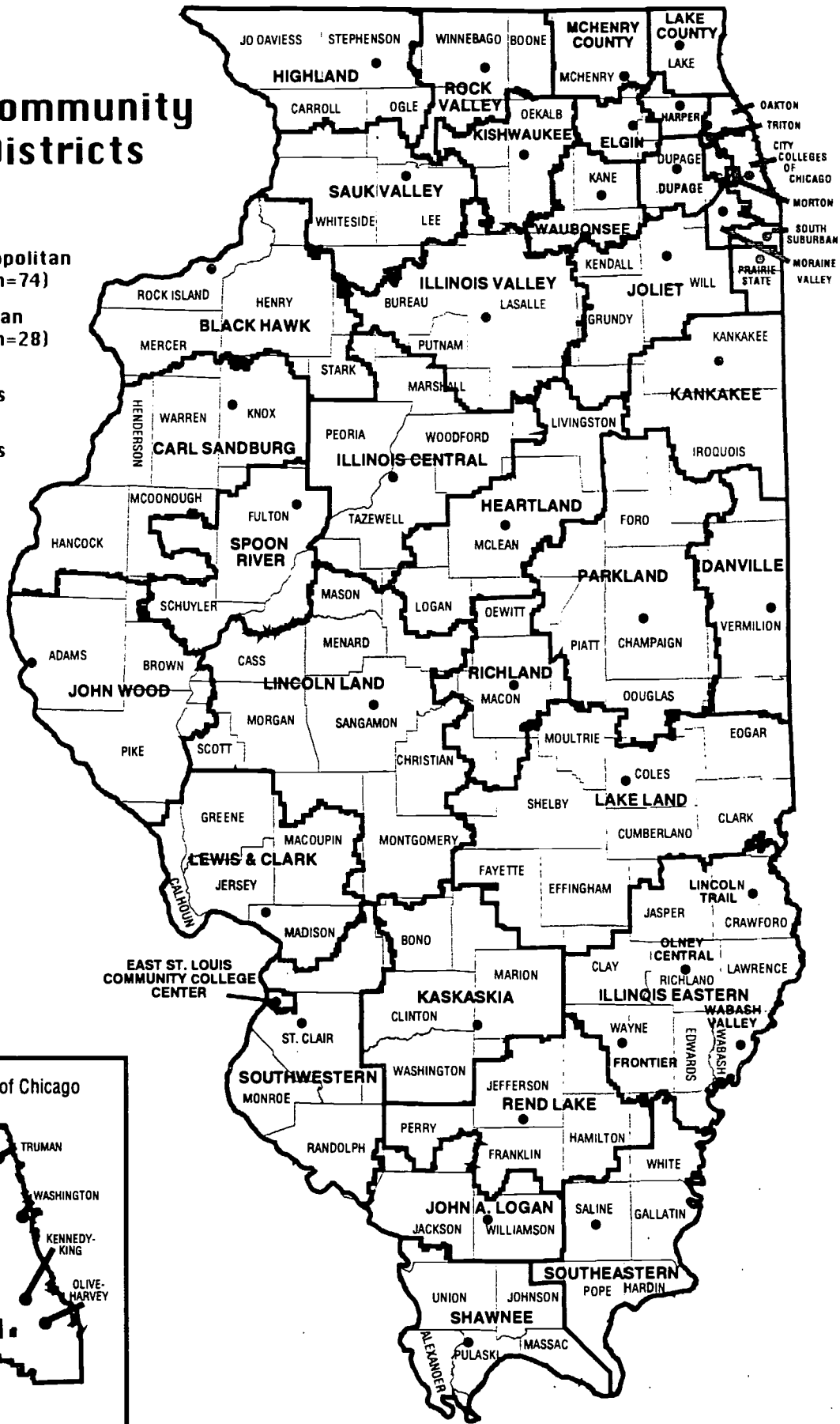
A SUMMARY PROFILE OF THE ILLINOIS PUBLIC COMMUNITY COLLEGES

Dist. No.	District	District Location	District Size		1999 Tax Base EAV (Thousands)	1999 Tax Rates Extended			Student Enrollment		FY 01 Annual Tuition & Fee Charges		
			# of Coll.	2000 Population		Square Miles	Educ. & O&M Rate	Bond & Interest Rate	All Other Tax Rates	Total		Fall 2000 Headcount	Annual FY 00 FTE
503	BLACK HAWK	Moline	1	227,454	2,240	2,399,528,915	19.00	0.00	15.07	34.07	6,118	4,667	1,650
508	CHICAGO	Chicago	7	2,804,119	230	35,342,435,328	19.28	0.00	16.29	35.57	66,396	40,789	1,529
507	DANVILLE	Danville	1	91,390	1,288	763,860,386	44.79	8.47	13.24	66.50	2,505	2,505	1,320
502	DUPAGE	Glen Ellyn	1	953,629	350	24,456,176,848	19.68	0.00	0.50	20.18	28,862	14,229	1,440
509	ELGIN	Elgin	1	348,809	343	6,405,622,142	28.71	0.00	11.55	40.26	10,171	4,885	1,440
512	HARPER	Palatine	1	519,378	193	13,398,773,832	22.73	1.65	2.62	27.00	15,021	7,807	1,847
540	HEARTLAND	Bloomington	1	194,335	1,863	2,599,682,799	22.50	2.66	2.80	27.96	4,205	2,202	1,290
519	HIGHLAND	Freeport	1	89,562	1,640	1,205,197,717	25.00	5.64	9.09	39.73	2,595	1,641	1,331
514	ILLINOIS CENTRAL	East Peoria	1	357,369	2,322	4,054,590,916	23.85	6.04	10.18	40.07	11,053	6,328	1,334
529	ILLINOIS EASTERN	Olney	4	112,876	3,066	983,802,073	25.00	14.15	4.62	43.77	7,867	4,566	1,200
513	ILLINOIS VALLEY	Oglesby	1	145,371	2,058	2,136,371,150	16.98	8.72	12.25	37.95	11,334	3,794	1,590
525	JOLIET	Joliet	1	476,214	1,434	8,724,732,519	19.41	0.00	2.55	21.96	3,120	2,696	1,260
520	KANKAKEE	Kankakee	1	131,690	1,586	1,485,679,192	16.16	0.00	4.38	20.54	2,676	2,184	1,260
501	KASKASKIA	Centralia	1	122,587	2,231	834,768,889	25.00	5.36	12.36	42.72	3,663	2,134	1,410
523	KISHWAUKEE	Malta	1	94,504	831	1,278,584,935	35.00	17.13	3.98	56.11	14,441	6,218	1,560
532	LAKE COUNTY	Grayslake	1	599,436	442	15,036,427,866	18.00	1.10	1.20	21.30	5,925	4,419	1,380
517	LAKE LAND	Mattoon	1	185,623	3,961	1,795,791,521	19.00	8.67	15.70	42.37	6,629	3,032	1,590
536	LEWIS & CLARK	Godfrey	1	207,987	2,044	2,039,375,119	25.00	12.65	3.75	41.40	6,789	4,357	1,380
526	LINCOLN LAND	Springfield	1	329,784	4,115	3,930,905,195	34.00	2.46	2.48	38.94	7,675	3,824	1,290
530	LOGAN	Carterville	1	143,194	1,192	993,187,562	25.00	4.12	3.82	42.94	5,086	2,948	1,424
528	MC HENRY	Crystal Lake	1	210,955	600	4,338,269,581	35.00	7.20	1.80	34.00	12,972	7,546	1,470
524	MORAIN VALLEY	Palos Hills	1	399,478	133	6,815,238,971	21.57	2.52	3.55	27.64	4,465	2,083	1,440
527	MORTON	Cicero	1	132,182	17	1,262,768,688	37.55	4.72	12.50	54.77	11,551	6,567	1,388
535	OAKTON	Des Plaines	1	438,396	107	12,995,338,813	19.95	0.00	0.27	20.22	8,026	4,850	1,590
505	PARKLAND	Champaign	1	234,363	2,908	2,941,251,097	36.00	0.00	10.59	46.59	4,795	2,726	1,800
515	PRAIRIE STATE	Chicago Hgts.	1	207,785	220	2,410,207,044	22.10	6.55	8.79	37.44	2,739	2,321	1,260
521	REND LAKE	Ina	1	89,265	1,850	528,761,669	25.00	0.22	0.15	25.36	3,243	1,771	1,395
537	RICHLAND	Decatur	1	135,727	1,114	1,865,373,009	25.31	0.00	7.70	33.01	7,699	4,349	1,410
511	ROCK VALLEY	Rockford	1	327,052	1,033	4,365,553,725	27.00	5.03	4.34	36.37	3,220	1,883	1,860
518	SANDBURG	Galesburg	1	114,353	2,834	1,189,634,012	22.00	9.82	13.69	45.51	2,386	1,435	1,200
506	SAUK VALLEY	Dixon	1	102,105	1,625	1,162,386,681	27.50	6.14	8.32	41.96	1,880	1,359	1,200
531	SHAWNEE	Ullin	1	65,365	1,466	366,000,767	23.74	0.00	12.70	36.44	6,751	4,021	1,620
510	SOUTH SUBURBAN	S. Holland	1	282,998	79	2,699,891,398	23.41	7.71	15.40	46.52	2,508	1,971	1,170
533	SOUTHEASTERN	Harrisburg	1	55,471	1,656	341,283,162	38.00	9.51	12.88	60.40	13,351	7,061	1,335
522	SOUTHWESTERN	Belleville	1	452,309	2,054	3,603,469,884	16.00	1.10	10.25	27.35	45,600	1,083	1,620
534	SPOON RIVER	Canton	1	74,744	1,566	579,991,787	25.00	11.37	9.23	45.60	16,927	8,242	1,335
504	TRITON	River Grove	1	328,750	55	5,874,411,040	28.52	0.00	3.10	31.62	7,602	3,910	1,387
516	WAUBONSEE	Sugar Grove	1	260,534	624	4,106,723,807	28.70	1.11	14.12	43.93	2,167	1,380	1,650
539	WOOD	Quincy	1	93,813	2,363	910,066,156	22.50	3.19	5.99	31.68	340,101	193,706	1,454
48				12,140,956	55,733	188,222,116,195.0	25.36	4.49	7.79	37.63			



# Illinois Community College Districts

-  Non-Metropolitan Counties (n=74)
-  Metropolitan Counties (n=28)
-  District Boundaries
-  County Boundaries



## Section I

## FALL STUDENT CHARACTERISTICS

This section includes data on headcount and full-time equivalent (FTE) student enrollments in Illinois public community colleges.

The public community colleges of Illinois enroll approximately 63.6 percent of all students enrolled in public colleges and universities in the state of Illinois. The diverse population of the communities that the colleges serve is reflected in the student characteristics shown in this section.

The tables show student enrollments based on opening counts (10th-day enrollments) for the fall term. Opening enrollment counts are a snapshot count at the end of the regular registration for the fall term and do not include many students who enroll for courses which start later in a term - particularly in adult education.

Table I-1 lists the fall 2000 student headcount enrollment by sex and type of attendance. Fifty-seven percent of the 340,101 students enrolled in Illinois public community colleges were women. Part-time students accounted for approximately 68 percent of the enrollments.

Table I-2 itemizes the fall 2000 student headcount enrollment by instructional program area. As depicted in Figure 1, 40.3 percent of the students were enrolled in baccalaureate/transfer programs, 35.7 percent in occupational and vocational skills programs, 3.5 percent in general studies programs, 5.2 percent in general associate programs, and 15.3 percent in adult basic education/adult secondary education/English as a Second Language programs.

The data in Table I-3 show fall 2000 headcount enrollment by age categories and provide the median age of students for each public community college. The median age for fall 2000 students was 24.6 years. This is down .2 years from the fall 1999 median age of 24.8. The fall 2000 mean age was 29.4 years.

Tables I-4 through I-7 summarize fall 2000 student headcount enrollment by ethnic origin, academic classification, type of residency, and enrollment status. Table I-5 shows that approximately 19 percent of fall 2000 students were classified as sophomores. Forty-nine percent of the fall 2000 enrollments were classified as freshmen.

Table I-8 lists by headcount and FTE the proportions of district populations served by Illinois public community colleges in instructional credit curricula. Table I-9 summarizes fall 2000 headcount enrollment by instructional program area and student level.

Table I-10 details the trends in community college headcount enrollments from fall 1991 through fall 2000. Table I-11 lists the trends of FTE enrollments for the same ten-year period.

## Illinois Community College Board

Table I-1

SUMMARY OF OPENING FALL 2000 STUDENT HEADCOUNT ENROLLMENT BY  
SEX AND TYPE OF ATTENDANCE

Dist. No.	District/College	Male	Female	Full-time	Part-time	Total
503	Black Hawk	2,518	3,600	2,765	3,353	6,118
508	Chicago	(27,208)	(39,188)	(20,829)	(45,567)	(66,396)
	Daley	3,668	5,864	3,176	6,356	9,532
	Kennedy-King	1,856	4,173	2,887	3,142	6,029
	Malcolm X	3,856	4,782	5,279	3,359	8,638
	Olive-Harvey	2,277	4,292	2,707	3,862	6,569
	Truman	7,340	8,126	1,716	13,750	15,466
	Washington	3,372	4,775	2,679	5,468	8,147
	Wilbur Wright	4,839	7,176	2,385	9,630	12,015
507	Danville	959	1,546	1,101	1,404	2,505
502	DuPage	12,411	16,451	8,814	20,048	28,862
509	Elgin	4,553	5,618	2,501	7,670	10,171
512	Harper	6,503	8,518	4,796	10,225	15,021
540	Heartland	1,863	2,342	1,473	2,732	4,205
519	Highland	955	1,640	1,044	1,551	2,595
514	Illinois Central	5,029	6,024	4,054	6,999	11,053
529	Illinois Eastern	(3,342)	(4,525)	(2,318)	(5,549)	(7,867)
	Frontier	440	1,079	195	1,324	1,519
	Lincoln Trail	685	594	608	671	1,279
	Olney Central	664	984	843	805	1,648
	Wabash Valley	1,553	1,868	672	2,749	3,421
513	Illinois Valley	1,770	2,024	1,502	2,292	3,794
525	Joliet	4,775	6,559	3,417	7,917	11,334
520	Kankakee	1,094	2,026	999	2,121	3,120
501	Kaskaskia	1,112	1,564	1,382	1,294	2,676
523	Kishwaukee	1,678	1,985	1,594	2,069	3,663
532	Lake County	6,353	8,088	3,198	11,243	14,441
517	Lake Land	3,183	2,742	2,524	3,401	5,925
536	Lewis & Clark	2,669	3,960	1,844	4,785	6,629
526	Lincoln Land	2,622	4,167	2,223	4,566	6,789
530	Logan	3,770	3,905	2,527	5,148	7,675
528	McHenry	2,061	3,025	1,504	3,582	5,086
524	Moraine Valley	5,514	7,458	4,900	8,072	12,972
527	Morton	1,781	2,684	882	3,583	4,465
535	Oakton	5,257	6,294	2,816	8,735	11,551
505	Parkland	3,631	4,395	3,751	4,275	8,026
515	Prairie State	1,926	2,869	1,374	3,421	4,795
521	Rend Lake	1,295	1,444	1,403	1,336	2,739
537	Richland	1,197	2,046	1,011	2,232	3,243
511	Rock Valley	3,492	4,207	2,431	5,268	7,699
518	Sandburg	1,347	1,873	1,096	2,124	3,220
506	Sauk Valley	929	1,457	963	1,423	2,386
531	Shawnee	694	1,186	812	1,068	1,880
510	South Suburban	2,243	4,508	2,006	4,745	6,751
533	Southeastern	1,361	1,147	1,152	1,356	2,508
522	Southwestern*	5,917	7,434	4,292	9,059	13,351
534	Spoon River	824	1,070	868	1,026	1,894
504	Triton	7,282	9,645	3,498	13,429	16,927
516	Waubonsee	3,494	4,108	1,929	5,673	7,602
539	Wood	<u>804</u>	<u>1,363</u>	<u>976</u>	<u>1,191</u>	<u>2,167</u>
TOTALS		145,416	194,685	108,569	231,532	340,101

\* Formerly Belleville Area College

SOURCE OF DATA: Fall Enrollment (E1 Records) - reflects enrollments as of the fall term census date (end of registration). Will not reflect enrollments in courses that have a starting date later than the census date - particularly those in adult education.

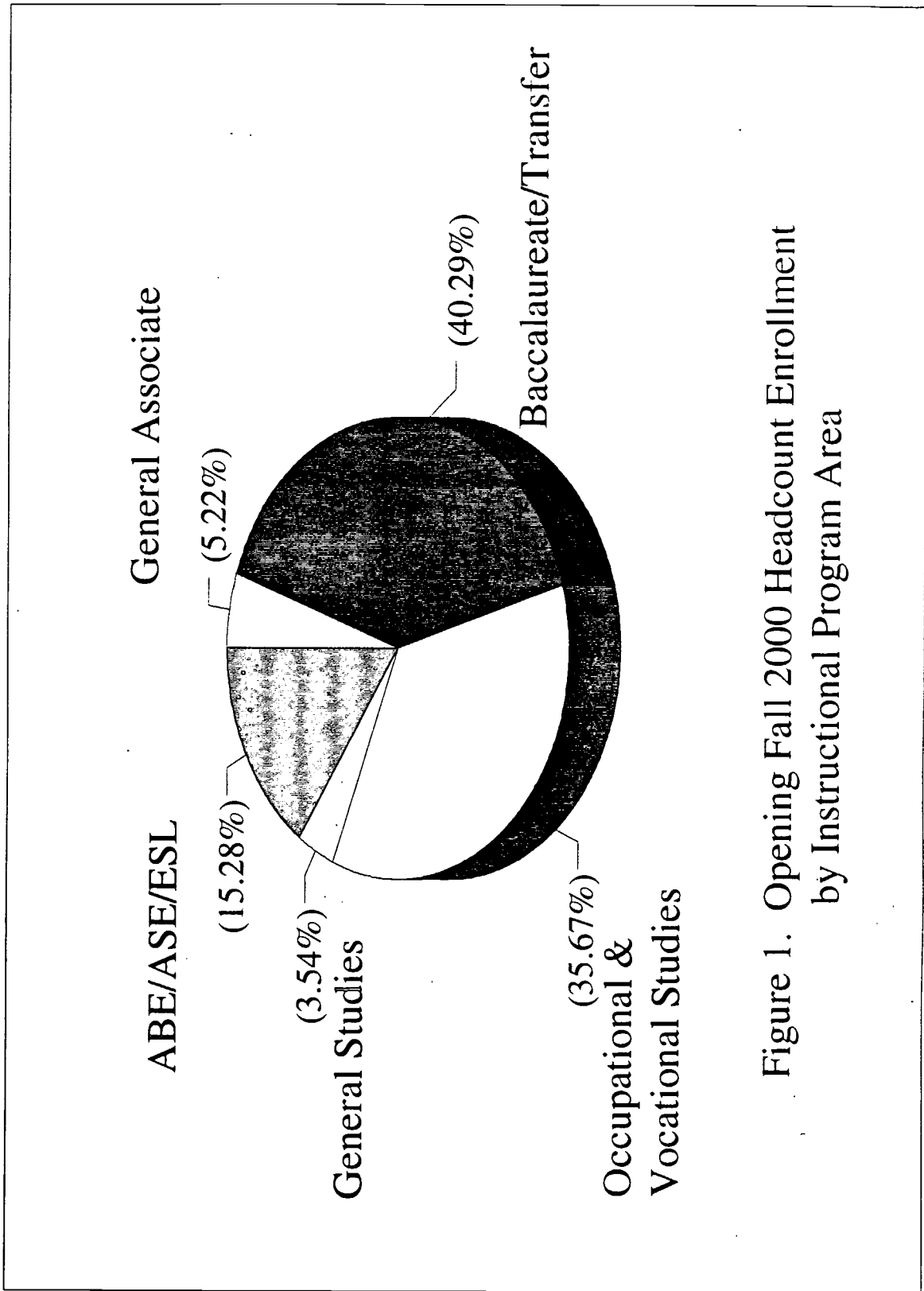


Figure 1. Opening Fall 2000 Headcount Enrollment by Instructional Program Area



Illinois Community College Board

Table 1-2

SUMMARY OF OPENING FALL 2000 STUDENT HEADCOUNT ENROLLMENT  
BY INSTRUCTIONAL PROGRAM AREA

Dist. No.	District/College	General Associates	Bacc/Transfer	Occupational	General Studies	Voc Skills	Adult Basic Education	Adult Sec. Education	English as a Second Language
503	Black Hawk	8	3,587	2,046	0	458	12	7	0
508	Chicago	(10,127)	(14,367)	(8,257)	(55)	(3,511)	(9,169)	(1,676)	(19,234)
	Daley	408	3,461	1,194	0	283	789	283	3,114
	Kennedy-King	242	1,215	1,939	14	268	1,667	41	643
	Malcolm X	916	1,078	1,086	12	410	2,606	268	2,262
	Olive-Harvey	919	1,851	547	11	435	1,677	348	781
	Truman	1,925	1,775	926	5	239	1,288	210	9,098
	Washington	1,769	3,998	1,910	9	340	0	121	0
	Wilbur Wright	3,948	989	655	4	1,536	1,142	405	3,336
507	Danville	0	1,224	957	0	204	62	29	29
502	DuPage	69	10,302	6,409	6,803	2,028	216	472	2,563
509	Elgin	354	4,057	3,203	0	335	233	78	1,911
512	Harper	3	7,061	4,811	1,720	0	105	69	1,252
540	Heartland	0	2,643	571	0	785	179	0	27
519	Highland	29	1,270	809	179	301	3	4	0
514	Illinois Central	1,758	4,498	4,367	110	47	140	86	47
529	Illinois Eastern	(317)	(2,811)	(3,797)	(2)	(722)	(115)	(72)	(31)
	Frontier	33	750	301	0	349	43	32	11
	Lincoln Trail	142	577	501	0	14	44	1	0
	Olney Central	48	865	677	1	1	26	29	1
	Wabash Valley	94	619	2,318	1	358	2	10	19
513	Illinois Valley	223	1,443	1,457	543	0	36	89	3
525	Joliet	86	6,238	3,317	252	362	313	232	534
520	Kankakee	159	1,208	1,622	17	106	1	7	0
501	Kaskaskia	500	966	1,170	14	3	8	15	0
523	Kishwaukee	0	2,484	872	32	4	59	70	142
532	Lake County	0	5,526	5,289	1,370	272	268	99	1,617
517	Lake Land	228	3,060	2,385	0	248	0	4	0
536	Lewis & Clark	245	2,978	2,947	108	144	78	122	7
526	Lincoln Land	1,201	3,560	1,741	4	273	3	3	4
530	Logan	9	3,037	3,454	0	899	145	129	2
528	McHenry	102	3,295	1,688	0	0	0	1	0
524	Moraine Valley	0	4,840	6,329	0	208	180	539	876
527	Morton	3	2,351	472	7	71	324	12	1,225
535	Oakton	0	6,539	3,622	23	1,113	38	73	143
505	Parkland	248	4,314	3,257	0	100	26	25	56
515	Prairie State	50	2,407	1,816	0	55	199	67	201
521	Rend Lake	0	1,482	1,156	0	94	0	7	0
537	Richland	11	1,877	1,233	76	38	6	2	0
511	Rock Valley	13	3,660	1,985	0	2,040	1	0	0
518	Sandburg	10	1,538	1,115	1	389	30	122	15
506	Sauk Valley	5	1,403	751	0	227	0	0	0
531	Shawnee	125	842	551	63	245	32	22	0
510	South Suburban	0	2,681	2,755	2	766	246	212	89
533	Southeastern	2	1,118	1,003	61	314	5	5	0
522	Southwestern*	0	6,570	5,694	0	26	479	582	0
534	Spoon River	166	1,088	393	0	139	67	39	2
504	Triton	1,389	4,757	5,282	0	2,955	199	412	1,933
516	Waubensee	321	2,629	2,508	500	77	110	109	1,348
539	Wood	0	1,301	653	108	0	45	49	11
TOTALS		17,761	137,012	101,744	12,050	19,559	13,132	5,541	33,302

\* Formerly Belleville Area College

SOURCE OF DATA: Fall Enrollment (E1 Records) - reflects enrollments as of the fall term census date (end of registration). Will not reflect enrollments in courses that have a starting date later than the census date - particularly those in adult education.



Illinois Community College Board  
Table I-3  
SUMMARY OF OPENING FALL 2000 STUDENT HEADCOUNT ENROLLMENT  
BY AGE

Dist. No.	District/College	Mean Age	Median Age	16 & Under	17-20	21-24	25-30	31-39	40-55	Over 55	Unknown
503	Black Hawk	27.3	22.5	12	2,417	1,134	797	739	770	111	138
508	Chicago	(29.9)	(26.2)	(845)	(15,907)	(12,797)	(12,927)	(11,679)	(9,288)	(2,839)	(924)
	Daley	28.0	24.8	203	2,623	1,981	1,755	1,608	1,087	151	124
	Kennedy-King	29.5	25.7	74	1,634	1,087	1,090	989	868	188	99
	Malcolm X	30.3	27.2	126	1,951	1,540	1,637	1,669	1,287	309	119
	Olive-Harvey	28.6	24.2	231	2,021	1,152	1,060	970	811	234	90
	Truman	33.5	29.3	117	2,240	2,718	3,444	3,049	2,279	1,410	209
	Washington	30.3	27.1	15	1,596	1,752	1,728	1,464	1,230	241	121
	Wilbur Wright	29.3	25.5	79	3,032	2,567	2,213	1,930	1,726	306	162
507	Danville	28.5	23.0	17	950	378	276	329	362	75	118
502	DuPage	32.2	25.6	66	8,931	4,656	3,575	3,844	4,776	2,469	545
509	Elgin	28.4	24.0	68	3,470	1,841	1,511	1,551	1,345	256	129
512	Harper	28.0	23.7	126	5,141	2,738	2,319	2,201	1,929	265	302
540	Heartland	27.1	23.0	0	1,401	1,038	609	522	447	59	129
519	Highland	30.8	24.7	25	939	330	288	385	436	154	38
514	Illinois Central	28.1	23.4	49	4,155	1,812	1,613	1,420	1,578	234	192
529	Illinois Eastern	(34.1)	(29.6)	(256)	(2,068)	(692)	(757)	(1,097)	(1,945)	(928)	(124)
	Frontier	36.4	33.2	145	269	123	143	245	341	231	22
	Lincoln Trail	31.2	24.2	19	465	162	140	174	190	110	19
	Olney Central	30.3	22.7	72	656	150	150	181	292	119	28
	Wabash Valley	38.4	38.4	20	678	257	324	497	1,122	468	55
513	Illinois Valley	28.4	22.9	44	1,489	506	478	488	546	124	119
525	Joliet**	29.0	23.8	48	4,195	1,698	1,360	1,666	1,915	303	149
520	Kankakee	29.3	24.7	13	1,073	467	429	489	507	90	52
501	Kaskaskia	27.7	22.8	2	1,097	397	344	368	365	54	49
523	Kishwaukee	25.8	21.6	15	1,553	846	434	398	312	57	48
532	Lake County	30.0	26.3	17	4,085	2,415	2,241	2,562	2,422	417	282
517	Lake Land	27.6	23.0	74	2,208	1,056	848	783	727	127	102
536	Lewis & Clark	24.7	19.8	1305	2,429	773	572	602	614	151	183
526	Lincoln Land	28.2	23.1	31	2,344	1,005	796	821	815	183	794
530	Logan	33.5	27.4	25	2,130	1,252	903	940	1,482	831	112
528	McHenry	28.8	23.1	35	1,970	738	530	722	899	113	79
524	Moraine Valley	27.4	22.4	46	5,184	2,363	1,538	1,609	1,759	189	284
527	Morton	28.5	24.8	29	1,270	905	806	696	532	110	117
535	Oakton	31.6	25.9	6	3,255	2,127	1,536	1,566	2,128	752	181
505	Parkland	26.9	22.0	128	3,184	1,601	1,053	888	859	175	138
515	Prairie State	29.8	25.1	15	1,532	790	653	737	809	156	103
521	Rend Lake	31.2	24.3	13	1,063	304	312	347	407	240	53
537	Richland	29.0	24.8	18	1,043	537	478	463	544	58	102
511	Rock Valley	28.6	24.2	53	2,669	1,245	1,082	1,248	1,135	151	116
518	Sandburg	30.4	25.4	38	1,049	423	447	461	510	174	118
506	Sauk Valley	29.2	23.7	12	926	317	301	315	375	97	43
531	Shawnee	28.6	23.1	18	738	277	216	271	266	66	28
510	South Suburban	30.8	26.2	43	1,907	1,123	872	1,076	1,234	288	208
533	Southeastern	28.5	22.6	100	987	330	305	321	287	140	38
522	Southwestern	29.0	24.3	119	4,362	2,389	1,875	1,986	2,093	342	185
534	Spoon River	27.1	21.2	32	870	339	173	157	206	87	30
504	Triton	29.5	25.3	229	3,966	2,581	2,310	2,215	2,183	454	2,989
516	Waubensee	29.0	24.5	41	2,489	1,345	1,100	1,145	1,190	195	97
539	Wood	<u>27.0</u>	<u>21.6</u>	<u>15</u>	<u>969</u>	<u>351</u>	<u>241</u>	<u>239</u>	<u>273</u>	<u>45</u>	<u>34</u>
TOTALS/AVERAGE		29.4	24.6	4,028	106,605	57,916	48,905	49,346	50,270	13,559	9,472

\* Formerly Belleville Area College

\*\*Estimated from Fall 1998 data

SOURCE OF DATA: Fall Enrollment (EI Records) - reflects enrollments as of the fall term census date (end of registration). Will not reflect enrollments in courses that have a starting date later than the census date - particularly those in adult education.

Illinois Community College Board  
Table I-4  
SUMMARY OPENING FALL 2000 STUDENT HEADCOUNT ENROLLMENT  
BY ETHNIC ORIGIN

Dist. No.	District/College	Asian or Pacific Islander	American Indian or Alaskan	Black Non- Hispanic	Hispanic	White Non- Hispanic	Non- Resident Alien	All Other or No Indication
503	Black Hawk	62	31	385	470	5,170	0	0
508	Chicago	(4,576)	(319)	(23,280)	(24,829)	(12,478)	0	(914)
	Daley	157	29	2,030	5,594	1,634	0	88
	Kennedy-King	142	27	4,996	720	116	0	28
	Malcolm X	584	43	4,759	2,648	543	0	61
	Olive-Harvey	31	39	5,099	1,300	77	0	23
	Truman	1,863	74	1,784	7,503	3,998	0	244
	Washington	1,014	60	3,735	1,570	1,520	0	248
	Wilbur Wright	785	47	877	5,494	4,590	0	222
507	Danville	20	3	238	67	2,176	1	0
502	DuPage	3,203	55	1,061	2,926	20,874	5	738
509	Elgin	469	15	365	2,918	6,384	20	0
512	Harper	2,045	29	462	2,260	9,107	78	1,040
540	Heartland	83	10	365	81	3,655	11	0
519	Highland	11	5	186	26	2,363	4	0
514	Illinois Central	201	35	958	175	9,669	15	0
529	Illinois Eastern	(82)	(13)	(174)	(81)	(7,500)	(17)	0
	Frontier	13	2	1	4	1,499	0	0
	Lincoln Trail	12	1	108	35	1,119	4	0
	Olney Central	9	4	13	9	1,602	11	0
	Wabash Valley	48	6	52	33	3,280	2	0
513	Illinois Valley	35	7	85	153	3,512	2	0
525	Joliet	213	26	932	1,276	8,853	34	0
520	Kankakee	14	10	398	85	2,611	2	0
501	Kaskaskia	11	11	233	48	2,371	2	0
523	Kishwaukee	147	12	426	330	2,746	2	0
532	Lake County	727	51	1,211	2,701	9,021	730	0
517	Lake Land	29	28	712	178	4,959	19	0
536	Lewis & Clark	26	21	366	52	6,139	25	0
526	Lincoln Land	72	12	408	66	6,215	16	0
530	Logan	86	35	572	88	6,891	0	3
528	McHenry	50	17	16	190	4,790	23	0
524	Moraine Valley	198	48	714	907	10,452	653	0
527	Morton	83	1	67	2,881	1,345	88	0
535	Oakton	1,841	26	461	714	8,509	0	0
505	Parkland	368	33	868	177	6,263	317	0
515	Prairie State	47	16	1,604	507	2,236	8	377
521	Rend Lake	18	5	186	31	2,498	1	0
537	Richland	18	11	383	21	2,806	4	0
511	Rock Valley	203	38	561	368	6,514	15	0
518	Sandburg	19	7	171	97	2,921	5	0
506	Sauk Valley	20	7	41	149	2,169	0	0
531	Shawnee	17	8	303	26	1,526	0	0
510	South Suburban	81	25	3,309	561	2,747	28	0
533	Southeastern	5	13	417	57	2,015	1	0
522	Southwestern*	278	72	2,145	298	10,538	20	0
534	Spoon River	25	4	68	14	1,782	1	0
504	Triton	543	43	2,666	3,250	10,396	29	0
516	Waubonsee	112	35	370	2,147	4,929	9	0
539	Wood	<u>21</u>	<u>3</u>	<u>70</u>	<u>17</u>	<u>2,053</u>	<u>3</u>	<u>0</u>
TOTALS		16,059	1,140	47,237	51,222	219,183	2,188	3,072

SOURCE OF DATA: Fall Enrollment (E1 Records)—reflects enrollments as of the fall census date (end of registration).  
Will not reflect enrollments in courses that have a starting data later than the census date — particularly those in adult education

Illinois Community College Board  
Table I-5  
SUMMARY OF OPENING FALL 2000 STUDENT HEADCOUNT ENROLLMENT  
BY ACADEMIC CLASSIFICATION

<u>Dist. No.</u>	<u>District/College</u>	<u>Freshman</u>	<u>Sophomore</u>	<u>High School</u>	<u>Unclassified*</u>
503	Black Hawk	2,011	1,735	31	2,341
508	Chicago	(19,068)	(6,423)	(561)	(40,344)
	Daley	2,990	1,018	122	5,402
	Kennedy-King	2,001	676	64	3,288
	Malcolm X	1,791	658	136	6,053
	Olive-Harvey	1,752	781	101	3,935
	Truman	2,575	868	47	11,976
	Washington	4,093	1,279	25	2,750
	Wilbur Wright	3,866	1,143	66	6,940
507	Danville	1,907	324	1	273
502	DuPage	15,221	5,278	61	8,302
509	Elgin	5,119	1,143	398	3,511
512	Harper	9,248	2,803	52	2,918
540	Heartland	3,474	524	1	206
519	Highland	1,705	566	0	324
514	Illinois Central	5,748	2,630	240	2,435
529	Illinois Eastern	(5,993)	(1,970)	(0)	(804)
	Frontier	906	378	0	235
	Lincoln Trail	805	401	0	73
	Olney Central	1,006	544	0	98
	Wabash Valley	2,376	647	0	398
513	Illinois Valley	2,551	892	0	351
525	Joliet	2,908	6,611	0	1,815
520	Kankakee	1,953	716	86	365
501	Kaskaskia	889	709	1	1,077
523	Kishwaukee	2,554	510	19	580
532	Lake County	7,214	2,640	36	4,551
517	Lake Land	3,589	1,527	293	516
536	Lewis & Clark	2,808	1,275	2,081	465
526	Lincoln Land	4,891	1,279	82	537
530	Logan	6,042	1,129	0	504
528	McHenry	2,677	984	40	1,385
524	Moraine Valley	7,559	2,773	0	2,640
527	Morton	2,040	721	0	1,704
535	Oakton	5,462	2,329	153	3,607
505	Parkland	4,257	2,454	3	1,312
515	Prairie State	3,043	911	0	841
521	Rend Lake	1,087	753	0	899
537	Richland	2,086	818	150	189
511	Rock Valley	6,259	901	0	539
518	Sandburg	1,861	593	4	762
506	Sauk Valley	1,274	572	2	538
531	Shawnee	992	560	123	205
510	South Suburban	3,849	1,674	46	1,182
533	Southeastern	1,272	524	151	561
522	Southwestern**	6,894	3,494	247	2,716
534	Spoon River	1,057	431	2	404
504	Triton	7,853	2,812	831	5,431
516	Waubensee	2,215	968	0	4,419
539	Wood	<u>1,203</u>	<u>557</u>	<u>72</u>	<u>335</u>
	TOTALS	166,933	65,513	5,767	101,888

\*Unclassified students are those who do not meet minimum requirements for entrance as regular college-level students, or already have an Associate Degree or higher and are taking courses at the same level or lower. Some colleges may be including course enrollees in this category as well.

\*\*Formerly Belleville Area College

SOURCE OF DATA: Fall Enrollment (E1 Records) - reflects enrollments as of the fall term census date (end of registration). Will not reflect enrollments in courses that have a starting date later than the census date - particularly those in adult education.

Illinois Community College Board  
Table I-6  
SUMMARY OF OPENING FALL 2000 STUDENT HEADCOUNT ENROLLMENT  
BY TYPE OF RESIDENCY

Dist. No.	District/College	In-District	Out-of- District	Corrections	Out-of State	Federal Corrections	Foreign
503	Black Hawk	5,686	96	164	145	0	27
508	Chicago	(64,510)	(1,558)	(0)	(24)	(0)	(304)
	Daley	9,288	240	0	4	0	0
	Kennedy-King	5,932	92	0	1	0	4
	Malcolm X	8,499	135	0	1	0	3
	Olive-Harvey	6,390	168	0	11	0	0
	Truman	15,059	363	0	0	0	44
	Washington	7,690	212	0	7	0	238
	Wilbur Wright	11,652	348	0	0	0	15
507	Danville	2,191	52	0	254	0	8
502	DuPage	25,556	2,246	0	907	0	153
509	Elgin	9,238	904	0	9	0	20
512	Harper	12,970	1,931	0	8	0	112
540	Heartland	4,040	163	0	2	0	0
519	Highland	2,446	89	0	56	0	4
514	Illinois Central	10,120	402	284	41	86	120
529	Illinois Eastern	(5,914)	(1,617)	(168)	(61)	(0)	(107)
	Frontier	1,428	88	0	3	0	0
	Lincoln Trail	1,054	18	168	9	0	30
	Olney Central	1,599	20	0	3	0	26
	Wabash Valley	1,833	1,491	0	46	0	51
513	Illinois Valley	3,471	207	116	0	0	0
525	Joliet	11,162	165	0	6	0	1
520	Kankakee	2,963	115	1	41	0	0
501	Kaskaskia	2,274	149	244	6	0	3
523	Kishwaukee	2,675	964	0	1	0	23
532	Lake County	13,026	371	0	206	0	838
517	Lake Land	4,235	306	1,340	33	0	11
536	Lewis & Clark	6,364	222	0	42	0	1
526	Lincoln Land	6,404	355	0	20	0	10
530	Logan	7,358	237	0	0	48	32
528	McHenry	4,855	142	0	65	0	24
524	Moraine Valley	10,692	1,623	0	4	0	653
527	Morton	4,011	442	0	2	0	10
535	Oakton	9,188	2,213	0	76	0	74
505	Parkland	6,279	1,338	0	85	0	324
515	Prairie State	4,074	523	0	197	0	1
521	Rend Lake	2,284	194	255	1	0	5
537	Richland	3,110	43	9	0	0	81
511	Rock Valley	7,443	152	0	63	0	41
518	Sandburg	2,909	51	228	27	0	5
506	Sauk Valley	2,326	60	0	0	0	0
531	Shawnee	1,645	39	27	168	0	1
510	South Suburban	5,299	923	0	525	0	4
533	Southeastern	1,849	98	537	20	0	4
522	Southwestern*	12,397	851	0	96	0	7
534	Spoon River	1,671	201	0	5	0	17
504	Triton	10,912	5,844	0	85	0	86
516	Waubensee	6,898	693	0	2	0	9
539	Wood	1,943	38	0	183	0	3
	TOTALS	302,388	27,617	3,373	3,466	134	3,123

\* Formerly Belleville Area College

SOURCE OF DATA: Fall Enrollment (E1 Records) - reflects enrollments as of the fall term census date (end of registration).  
Will not reflect enrollments in courses that have a starting date later than the census date - particularly those in adult education.

Illinois Community College Board  
Table 1-7  
SUMMARY OF OPENING FALL 2000 STUDENT HEADCOUNT ENROLLMENT  
BY ENROLLMENT STATUS

Dist. No.	District/College	First-Time College-Level Students	New Pre-College Students	Transfer Students	New Gen Studies/ Voc Students	Continuing Students	Students Moved to College-Level	Readmitted Students	Unknown
503	Black Hawk	1,327	157	60	161	3,344	67	1,002	0
508	Chicago	(7,014)	(16,027)	(1,352)	(2,120)	(26,582)	(1,393)	(11,908)	(0)
	Daley	1,208	1,876	118	281	4,349	181	1,519	0
	Kennedy-King	546	1,268	75	360	2,267	142	1,371	0
	Malcolm X	960	3,438	9	89	2,253	205	1,684	0
	Olive-Harvey	656	1,752	136	269	2,138	147	1,471	0
	Truman	744	5,121	146	169	6,742	269	2,275	0
	Washington	1,500	162	601	461	3,613	259	1,551	0
	Wilbur Wright	1,400	2,410	267	491	5,220	190	2,037	0
507	Danville	660	146	30	155	1,172	0	342	0
502	DuPage	4,457	1,962	1,795	42	14,529	740	5,337	0
509	Elgin	1,644	1,028	787	5	4,921	333	1,453	0
512	Harper	3,649	36	1,145	0	8,197	0	1,994	0
540	Heartland	1,616	0	1	0	2,588	0	0	0
519	Highland	618	43	40	66	1,718	0	110	0
514	Illinois Central	2,494	0	550	0	7,498	0	511	0
529	Illinois Eastern	(1,796)	(60)	(31)	(116)	(4,730)	(54)	(1,080)	(0)
	Frontier	82	23	0	77	838	2	497	0
	Lincoln Trail	343	8	30	27	841	3	27	0
	Olney Central	276	1	1	5	833	0	532	0
	Wabash Valley	1,095	28	0	7	2,218	49	24	0
513	Illinois Valley	1,261	34	205	0	1,511	0	783	0
525	Joliet	2,751	0	249	0	6,170	0	2,164	0
520	Kankakee	412	108	143	43	1,690	0	724	0
501	Kaskaskia	824	34	0	85	1,200	0	533	0
523	Kishwaukee	741	120	591	25	1,665	0	521	0
532	Lake County	1,976	1,721	1,246	42	6,554	356	2,546	0
517	Lake Land	1,708	268	303	0	2,846	0	800	0
536	Lewis & Clark	2,533	0	30	0	2,941	0	1,125	0
526	Lincoln Land	1,602	11	181	29	4,067	0	899	0
530	Logan	597	119	391	1,183	19	0	5,366	0
528	McHenry	784	65	296	14	2,914	46	967	0
524	Moraine Valley	2,944	1,176	168	107	3,808	253	4,516	0
527	Morton	893	711	4	88	2,713	0	56	0
535	Oakton	1,684	3,069	1,076	683	3,102	102	1,835	0
505	Parkland	2,085	472	333	39	3,591	284	1,222	0
515	Prairie State	967	228	329	245	2,059	0	967	0
521	Rend Lake	1,189	64	15	51	1,137	11	272	0
537	Richland	782	0	0	0	1,852	0	609	0
511	Rock Valley	421	262	33	128	6,225	630	0	0
518	Sandburg	776	111	18	123	1,566	34	592	0
506	Sauk Valley	542	127	44	26	1,033	92	522	0
531	Shawnee	397	0	0	17	1,466	0	0	0
510	South Suburban	587	337	538	406	3,358	422	1,103	0
533	Southeastern	612	0	20	137	1,271	0	468	0
522	Southwestern*	2,442	880	222	40	7,147	0	2,620	0
534	Spoon River	477	57	190	52	770	18	330	0
504	Triton	2,644	1,089	8	1,145	8,243	196	3,602	0
516	Waubonsee	1,265	485	102	49	5,701	0	0	0
539	Wood	799	100	112	0	1,050	2	104	0
	TOTALS	61,970	31,107	12,638	7,422	162,948	5,033	58,983	0

\* Formerly Belleville Area College

SOURCE OF DATA: Fall Enrollment (E1 Records) - reflects enrollments as of the fall term census date (end of registration). Will not reflect enrollments in courses that have a starting date later than the census date - particularly those in adult education.

Illinois Community College Board  
Table I-8  
PROPORTIONS OF DISTRICT POPULATIONS SERVED BY  
ILLINOIS PUBLIC COMMUNITY COLLEGES IN INSTRUCTIONAL  
CREDIT CURRICULA BY HEADCOUNT AND FTE

Dist. No.	District	Headcount Per 1000 Population	FTE Per 1000 Population
503	Black Hawk	26.88	16.74
508	Chicago	24.10	13.35
507	Danville	26.35	16.06
502	DuPage	34.11	18.42
509	Elgin	38.73	18.02
512	Harper	30.24	15.53
540	Heartland	24.21	13.64
519	Highland	28.37	16.22
514	Illinois Central	31.20	17.20
529	Illinois Eastern	70.56	32.14
513	Illinois Valley	26.38	15.22
525	Joliet	30.98	15.99
520	Kankakee	24.84	13.25
501	Kaskaskia	23.22	16.50
523	Kishwaukee	42.20	25.34
532	Lake County	29.47	12.97
517	Lake Land	29.21	17.96
536	Lewis & Clark	31.97	14.03
526	Lincoln Land	21.29	11.19
530	Logan	54.16	23.69
528	Mc Henry	31.48	16.01
524	Moraine Valley	33.46	18.81
527	Morton	32.55	13.40
535	Oakton	26.61	12.36
505	Parkland	33.88	21.05
515	Prairie State	23.46	12.07
521	Rend Lake	31.20	20.36
537	Richland	23.84	12.97
511	Rock Valley	25.97	13.36
518	Carl Sandburg	27.67	14.27
506	Sauk Valley	23.56	13.50
531	Shawnee	30.70	19.31
510	South Suburban	25.29	12.91
533	Southeastern	43.24	27.24
522	Southwestern*	35.54	18.47
534	Spoon River	25.38	14.98
504	Triton	50.56	22.61
516	Waubonsee	36.15	16.17
539	John Wood	22.60	14.23
	TOTALS	29.86	15.71

\* Formerly Belleville Area College

SOURCES OF DATA: Fall Enrollment (E1 Records)

ICCB 2001 Estimated District Population

Illinois Community College Board  
Table I-9  
SUMMARY OF OPENING FALL 2000 STUDENT HEADCOUNT ENROLLMENT  
BY INSTRUCTIONAL PROGRAM AREA AND STUDENT LEVEL

FRESHMAN LEVEL

Dist. No.	District/College	General Associates	Bacc/ Transfer	Occupational	General Studies	Voc Skills	Adult Basic Ed	Adult Sec Ed	Eng as a Second Language	Total
503	Black Hawk	1	1,268	734	0	8	0	0	0	2,011
508	Chicago	(6,194)	(7,976)	(3,921)	(6)	(971)	(0)	(0)	(0)	(19,068)
	Daley	307	2,032	638	0	13	0	0	0	2,990
	Kennedy-King	145	686	1,123	1	46	0	0	0	2,001
	Malcolm X	613	558	474	1	145	0	0	0	1,791
	Olive-Harvey	583	894	229	2	44	0	0	0	1,752
	Truman	1,115	926	513	0	21	0	0	0	2,575
	Washington	1,081	2,336	651	2	23	0	0	0	4,093
	Wilbur Wright	2,350	544	293	0	679	0	0	0	3,866
507	Danville	0	981	739	0	187	0	0	0	1,907
502	DuPage	29	6,634	3,319	4,138	1,101	0	0	0	15,221
509	Elgin	295	2,797	1,818	0	209	0	0	0	5,119
512	Harper	2	4,809	3,133	1,304	0	0	0	0	9,248
540	Heartland	0	2,292	466	0	716	0	0	0	3,474
519	Highland	22	838	540	107	198	0	0	0	1,705
514	Illinois Central	1,069	2,455	2,154	39	31	0	0	0	5,748
529	Illinois Eastern	(251)	(1,745)	(2,510)	(1)	(586)	(0)	(0)	(0)	(5,093)
	Frontier	22	466	165	0	253	0	0	0	906
	Lincoln Trail	121	363	307	0	14	0	0	0	805
	Olney Central	35	545	424	1	1	0	0	0	1,006
	Wabash Valley	73	371	1,614	0	318	0	0	0	2,376
513	Illinois Valley	172	949	924	506	0	0	0	0	2,551
525	Joliet	20	1,941	729	0	218	0	0	0	2,908
520	Kankakee	84	762	1,014	15	78	0	0	0	1,953
501	Kaskaskia	139	320	414	13	3	0	0	0	889
523	Kishwaukee	0	2,003	529	20	2	0	0	0	2,554
532	Lake County	0	3,557	2,699	773	185	0	0	0	7,214
517	Lake Land	169	1,818	1,446	0	156	0	0	0	3,589
536	Lewis & Clark	187	1,505	938	62	116	0	0	0	2,808
526	Lincoln Land	811	2,733	1,236	4	107	0	0	0	4,891
530	Logan	8	2,337	2,841	0	856	0	0	0	6,042
528	McHenry	69	1,838	770	0	0	0	0	0	2,677
524	Moraine Valley	0	3,435	3,964	0	160	0	0	0	7,559
527	Morton	1	1,744	235	5	55	0	0	0	2,040
535	Oakton	0	3,605	1,778	2	77	0	0	0	5,462
505	Parkland	135	2,433	1,623	0	66	0	0	0	4,257
515	Prairie State	44	1,766	1,233	0	0	0	0	0	3,043
521	Rend Lake	0	606	437	0	44	0	0	0	1,087
537	Richland	8	1,235	749	59	35	0	0	0	2,086
511	Rock Valley	13	2,888	1,496	0	1,861	1	0	0	6,259
518	Sandburg	4	1,066	697	1	93	0	0	0	1,861
506	Sauk Valley	1	821	452	0	0	0	0	0	1,274
531	Shawnee	81	432	319	36	124	0	0	0	992
510	South Suburban	0	1,720	1,570	2	557	0	0	0	3,849
533	Southeastern	1	633	439	37	162	0	0	0	1,272
522	Southwestern*	0	3,647	3,225	0	22	0	0	0	6,894
534	Spoon River	106	661	206	0	84	0	0	0	1,057
504	Triton	1,168	2,683	3,278	0	724	0	0	0	7,853
516	Waubonsee	240	1,110	820	35	10	0	0	0	2,215
539	Wood	0	796	345	62	0	0	0	0	1,203
	TOTALS	11,324	82,839	55,740	7,227	9,802	1	0	0	166,933

\* Formerly Belleville Area College

SOURCE OF DATA: Fall Enrollment (E1 Records) - reflects enrollments as of the fall term census date (end of registration).  
Will not reflect enrollments in courses that have a starting date later than the census date - particularly those in adult education.



Illinois Community College Board  
Table I-9  
SUMMARY OF OPENING FALL 2000 STUDENT HEADCOUNT ENROLLMENT  
BY INSTRUCTIONAL PROGRAM AREA AND STUDENT LEVEL

**SOPHOMORE LEVEL**

Dist. No.	District/College	General Associates	Bacc/ Transfer	Occupational	General Studies	Voc Skills	Adult Basic Ed	Adult Sec Ed	Eng as a Second Language	Total
503	Black Hawk	4	1,093	637	0	1	0	0	0	1,735
508	Chicago	(1,492)	(2,935)	(1,894)	(0)	(102)	(0)	(0)	(0)	(6,423)
	Daley	42	677	299	0	0	0	0	0	1,018
	Kennedy-King	25	295	352	0	4	0	0	0	676
	Malcolm X	118	194	322	0	24	0	0	0	658
	Olive-Harvey	101	443	233	0	4	0	0	0	781
	Truman	223	355	270	0	20	0	0	0	868
	Washington	234	759	278	0	8	0	0	0	1,279
	Wilbur Wright	749	212	140	0	42	0	0	0	1,143
507	Danville	0	172	145	0	7	0	0	0	324
502	DuPage	38	2,587	1,830	513	310	0	0	0	5,278
509	Elgin	39	617	453	0	34	0	0	0	1,143
512	Harper	0	1,696	933	174	0	0	0	0	2,803
540	Heartland	0	351	104	0	69	0	0	0	524
519	Highland	6	324	197	9	30	0	0	0	566
514	Illinois Central	312	1,192	1,108	9	9	0	0	0	2,630
529	Illinois Eastern	(65)	(908)	(893)	(1)	(103)	(0)	(0)	(0)	(1,970)
	Frontier	11	199	99	0	69	0	0	0	378
	Lincoln Trail	21	193	187	0	0	0	0	0	401
	Olney Central	13	303	228	0	0	0	0	0	544
	Wabash Valley	20	213	379	1	34	0	0	0	647
513	Illinois Valley	49	433	400	10	0	0	0	0	892
525	Joliet	63	4,018	2,414	1	115	0	0	0	6,611
520	Kankakee	54	257	396	1	8	0	0	0	716
501	Kaskaskia	54	305	350	0	0	0	0	0	709
523	Kishwaukee	0	295	213	1	1	0	0	0	510
532	Lake County	0	1,468	1,084	36	52	0	0	0	2,640
517	Lake Land	51	651	796	0	29	0	0	0	1,527
536	Lewis & Clark	43	634	575	13	10	0	0	0	1,275
526	Lincoln Land	330	537	409	0	3	0	0	0	1,279
530	Logan	1	602	503	0	23	0	0	0	1,129
528	McHenry	21	675	288	0	0	0	0	0	984
524	Moraine Valley	0	1,076	1,687	0	10	0	0	0	2,773
527	Morton	2	514	204	0	1	0	0	0	721
535	Oakton	0	1,519	809	0	1	0	0	0	2,329
505	Parkland	55	1,308	1,081	0	10	0	0	0	2,454
515	Prairie State	4	484	423	0	0	0	0	0	911
521	Rend Lake	0	403	341	0	9	0	0	0	753
537	Richland	1	433	376	6	2	0	0	0	818
511	Rock Valley	0	537	319	0	45	0	0	0	901
518	Sandburg	2	309	269	0	13	0	0	0	593
506	Sauk Valley	4	300	268	0	0	0	0	0	572
531	Shawnee	35	301	183	9	32	0	0	0	560
510	South Suburban	0	689	959	0	26	0	0	0	1,674
533	Southeastern	0	235	277	1	11	0	0	0	524
522	Southwestern*	0	1,953	1,540	0	1	0	0	0	3,494
534	Spoon River	41	280	105	0	5	0	0	0	431
504	Triton	194	1,056	1,545	0	17	0	0	0	2,812
516	Waubonsee	35	581	341	11	0	0	0	0	968
539	Wood	0	336	210	11	0	0	0	0	557
<b>TOTALS</b>		<b>2,995</b>	<b>34,064</b>	<b>26,559</b>	<b>806</b>	<b>1,089</b>	<b>0</b>	<b>0</b>	<b>0</b>	<b>65,513</b>

\* Formerly Belleville Area College

SOURCE OF DATA: Fall Enrollment (E1 Records) - reflects enrollments as of the fall term census date (end of registration).  
Will not reflect enrollments in courses that have a starting date later than the census date - particularly those in adult education.



Illinois Community College Board  
Table I-9  
SUMMARY OF OPENING FALL 2000 STUDENT HEADCOUNT ENROLLMENT  
BY INSTRUCTIONAL PROGRAM AREA AND STUDENT LEVEL

HIGH SCHOOL LEVEL										
Dist. No.	District/College	General Associates	Bacc/ Transfer	Occupational	General Studies	Voc Skills	Adult Basic Ed	Adult Sec Ed	Eng as a Second Language	Total
503	Black Hawk	0	25	5	0	1	0	0	0	31
508	Chicago	(41)	(144)	(373)	(0)	(3)	(0)	(0)	(0)	(561)
	Daley	1	15	105	0	1	0	0	0	122
	Kennedy-King	0	6	58	0	0	0	0	0	64
	Malcolm X	3	5	128	0	0	0	0	0	136
	Olive-Harvey	6	94	1	0	0	0	0	0	101
	Truman	3	6	38	0	0	0	0	0	47
	Washington	5	9	11	0	0	0	0	0	25
	Wilbur Wright	23	9	32	0	2	0	0	0	66
507	Danville	0	1	0	0	0	0	0	0	1
502	DuPage	0	11	4	43	3	0	0	0	61
509	Elgin	2	153	239	0	4	0	0	0	398
512	Harper	0	30	12	10	0	0	0	0	52
540	Heartland	0	0	1	0	0	0	0	0	1
519	Highland	0	0	0	0	0	0	0	0	0
514	Illinois Central	150	68	19	3	0	0	0	0	240
529	Illinois Eastern	(0)	(0)	(0)	(0)	(0)	(0)	(0)	(0)	(0)
	Frontier	0	0	0	0	0	0	0	0	0
	Lincoln Trail	0	0	0	0	0	0	0	0	0
	Olney Central	0	0	0	0	0	0	0	0	0
	Wabash Valley	0	0	0	0	0	0	0	0	0
513	Illinois Valley	0	0	0	0	0	0	0	0	0
525	Joliet	0	0	0	0	0	0	0	0	0
520	Kankakee	0	86	0	0	0	0	0	0	86
501	Kaskaskia	0	0	1	0	0	0	0	0	1
523	Kishwaukee	0	17	1	1	0	0	0	0	19
532	Lake County	0	12	5	17	2	0	0	0	36
517	Lake Land	0	291	2	0	0	0	0	0	293
536	Lewis & Clark	0	745	1,314	22	0	0	0	0	2,081
526	Lincoln Land	3	72	4	0	3	0	0	0	82
530	Logan	0	0	0	0	0	0	0	0	0
528	McHenry	0	16	24	0	0	0	0	0	40
524	Moraine Valley	0	0	0	0	0	0	0	0	0
527	Morton	0	0	0	0	0	0	0	0	0
535	Oakton	0	121	30	1	1	0	0	0	153
505	Parkland	0	3	0	0	0	0	0	0	3
515	Prairie State	0	0	0	0	0	0	0	0	0
521	Rend Lake	0	0	0	0	0	0	0	0	0
537	Richland	0	129	16	5	0	0	0	0	150
511	Rock Valley	0	0	0	0	0	0	0	0	0
518	Sandburg	0	3	0	0	1	0	0	0	4
506	Sauk Valley	0	1	1	0	0	0	0	0	2
531	Shawnee	2	77	3	3	38	0	0	0	123
510	South Suburban	0	46	0	0	0	0	0	0	46
533	Southeastern	0	32	76	2	41	0	0	0	151
522	Southwestern*	0	175	72	0	0	0	0	0	247
534	Spoon River	0	1	1	0	0	0	0	0	2
504	Triton	0	737	93	0	1	0	0	0	831
516	Waubonsee	0	0	0	0	0	0	0	0	0
539	Wood	0	63	7	2	0	0	0	0	72
TOTALS		198	3,059	2,303	109	98	0	0	0	5,767

\*Formerly Belleville Area College

SOURCE OF DATA: Fall Enrollment (E1 Records) - reflects enrollments as of the fall term census date (end of registration).  
Will not reflect enrollments in courses that have a starting date later than the census date - particularly those in adult education.

Illinois Community College Board  
Table I-9  
SUMMARY OF OPENING FALL 2000 STUDENT HEADCOUNT ENROLLMENT  
BY INSTRUCTIONAL PROGRAM AREA AND STUDENT LEVEL

UNCLASSIFIED LEVEL										
Dist. No.	District/College	General Associates	Bacc/Transfer	Occupational	General Studies	Voc Skills	Adult Basic Ed	Adult Sec Ed	Eng as a Second Language	Total
503	Black Hawk	3	1,201	670	0	448	12	7	0	2,341
508	Chicago	(2,400)	(3,312)	(2,069)	(49)	(2,435)	(9,169)	(1,676)	(19,234)	(40,344)
	Daley	58	737	152	0	269	789	283	3,114	5,402
	Kennedy-King	72	228	406	13	218	1,667	41	643	3,288
	Malcolm X	182	321	162	11	241	2,606	268	2,262	6,053
	Olive-Harvey	229	420	84	9	387	1,677	348	781	3,935
	Truman	584	488	105	5	198	1,288	210	9,098	11,976
	Washington	449	894	970	7	309	0	121	0	2,750
	Wilbur Wright	826	224	190	4	813	1,142	405	3,336	6,940
507	Danville	0	70	73	0	10	62	29	29	273
502	DuPage	2	1,070	1,256	2,109	614	216	472	2,563	8,302
509	Elgin	18	490	693	0	88	233	78	1,911	3,511
512	Harper	1	526	733	232	0	105	69	1,252	2,918
540	Heartland	0	0	0	0	0	179	0	27	206
519	Highland	1	108	72	63	73	3	4	0	324
514	Illinois Central	227	783	1,086	59	7	140	86	47	2,435
529	Illinois Eastern	(1)	(158)	(394)	(0)	(33)	(115)	(72)	(31)	(804)
	Frontier	0	85	37	0	27	43	32	11	235
	Lincoln Trail	0	21	7	0	0	44	1	0	73
	Olney Central	0	17	25	0	0	26	29	1	98
	Wabash Valley	1	35	325	0	6	2	10	19	398
513	Illinois Valley	2	61	133	27	0	36	89	3	351
525	Joliet	3	279	174	251	29	313	232	534	1,815
520	Kankakee	21	103	212	1	20	1	7	0	365
501	Kaskaskia	307	341	405	1	0	8	15	0	1,077
523	Kishwaukee	0	169	129	10	1	59	70	142	580
532	Lake County	0	489	1,501	544	33	268	99	1,617	4,551
517	Lake Land	8	300	141	0	63	0	4	0	516
536	Lewis & Clark	15	94	120	11	18	78	122	7	465
526	Lincoln Land	57	218	92	0	160	3	3	4	537
530	Logan	0	98	110	0	20	145	129	2	504
528	McHenry	12	766	606	0	0	0	1	0	1,385
524	Moraine Valley	0	329	678	0	38	180	539	876	2,640
527	Morton	0	93	33	2	15	324	12	1,225	1,704
535	Oakton	0	1,294	1,005	20	1,034	38	73	143	3,607
505	Parkland	58	570	553	0	24	26	25	56	1,312
515	Prairie State	2	157	160	0	55	199	67	201	841
521	Rend Lake	0	473	378	0	41	0	7	0	899
537	Richland	2	80	92	6	1	6	2	0	189
511	Rock Valley	0	235	170	0	134	0	0	0	539
518	Sandburg	4	160	149	0	282	30	122	15	762
506	Sauk Valley	0	281	30	0	227	0	0	0	538
531	Shawnee	7	32	46	15	51	32	22	0	205
510	South Suburban	0	226	226	0	183	246	212	89	1,182
533	Southeastern	1	218	211	21	100	5	5	0	561
522	Southwestern*	0	795	857	0	3	479	582	0	2,716
534	Spoon River	19	146	81	0	50	67	39	2	404
504	Triton	27	281	366	0	2,213	199	412	1,933	5,431
516	Waubensee	46	938	1,347	454	67	110	109	1,348	4,419
539	Wood	0	106	91	33	0	45	49	11	335
TOTALS		3,244	17,050	17,142	3,908	8,570	13,131	5,541	33,302	101,888

\* Formerly Belleville Area College

SOURCE OF DATA: Fall Enrollment (E1 Records) - reflects enrollments as of the fall term census date (end of registration).  
Will not reflect enrollments in courses that have a starting date later than the census date - particularly those in adult education.

Illinois Community College Board  
Table I-10  
SUMMARY OF OPENING FALL TERM STUDENT HEADCOUNT ENROLLMENT  
FALL 1991 THROUGH FALL 2000

Dist No.	District/College	Fall 1991	Fall 1992	Fall 1993	Fall 1994	Fall 1995	Fall 1996	Fall 1997	Fall 1998	Fall 1999	Fall 2000
503	Black Hawk	7,206 *	7,503	6,721	6,943	6,354	6,390	6,532	6,536	6,473	6,118
	East	---	---	---	---	---	---	---	---	---	---
	Quad	---	---	---	---	---	---	---	---	---	---
508	Chicago	(79,507)	(77,233)	(73,904)	(71,598)	(68,233)	(69,189)	(70,717)	(69,389)	(66,797)	(66,396)
	City-Wide	6,961	5,411	---	---	---	---	---	---	---	---
	Daley	8,581	8,439	8,072	8,992	8,835	9,445	10,067	9,834	9,800	9,532
	Kennedy-King	10,134	9,166	8,571	6,042	7,071	6,644	7,111	7,117	6,681	6,029
	Malcolm X	10,277	13,409	11,805	11,077	9,637	9,172	9,348	8,791	8,561	8,638
	Olive-Harvey	8,188	8,180	6,655	6,102	6,110	6,887	7,375	7,693	7,778	6,569
	Truman	16,557	14,551	15,566	15,675	14,883	15,644	16,009	15,048	14,147	15,466
	Washington	8,496	7,839	11,235	12,028	9,741	9,104	8,531	8,434	8,270	8,147
	Wilbur Wright	10,313	10,238	12,000	11,682	11,956	12,293	12,276	12,472	11,560	12,015
507	Danville	3,720	3,340	3,182	2,857	2,716	2,662	2,633	2,586	2,461	2,505
502	DuPage	30,897	31,625	31,132	30,237	29,888	29,698	28,989	28,968	29,032	28,862
509	Elgin	7,424	9,035	9,126	9,175	8,589	9,104	9,181	9,549	9,513	10,171
512	Harper	17,562	17,610	16,212	15,560	15,106	15,041	15,690	14,986	14,817	15,021
540	Heartland	---	1,959	2,349	2,779	3,072	3,343	3,534	3,637	3,932	4,205
519	Highland	3,021	3,181	2,614	2,678	2,662	2,536	2,603	2,504	2,493	2,595
514	Illinois Central	13,899 **	13,056	12,297	11,696	11,839	11,520	11,724	11,486	11,145	11,053
529	Illinois Eastern	(7,891)	(7,104)	(6,780)	(6,818)	(6,540)	(6,107)	(7,334)	(7,010)	(7,334)	(7,867)
	Frontier	2,183	1,907	1,890	2,093	1,904	2,302	1,893	1,652	1,819	1,519
	Lincoln Trail	1,040	1,085	1,152	1,114	1,127	1,216	1,339	1,279	1,303	1,279
	Olney Central	1,733	1,550	1,481	1,536	1,486	1,128	1,427	1,381	1,417	1,648
	Wabash Valley	2,935	2,562	2,257	2,075	2,023	1,461	2,675	2,698	2,795	3,421
513	Illinois Valley	4,397	4,274	4,174	3,971	3,947	3,902	3,919	3,678	4,135	3,794
525	Joliet	10,043	10,427	10,336	10,369	10,248	10,414	10,647	11,137	10,858	11,334
520	Kankakee	4,043	4,025	3,888	3,853	3,924	3,818	3,696	3,685	3,643	3,120
501	Kaskaskia	3,581	3,322	3,379	3,247	2,916	2,996	2,687	2,993	2,857	2,676
523	Kishwaukee	3,340	3,270	3,243	3,244	3,268	3,054	3,146	3,164	3,612	3,663
532	Lake County	14,013	14,389	14,162	13,755	13,510	13,453	13,577	13,733	13,880	14,441
517	Lake Land	4,835	4,543	4,763	4,831	4,734	4,710	5,182	5,388	5,606	5,925
536	Lewis & Clark	5,763	5,853	5,441	5,534	5,303	5,408	5,421	5,992	6,104	6,629
526	Lincoln Land	8,363	8,708	7,943	8,220	8,609	7,930	7,958	7,112	6,993	6,789
530	Logan	5,730	5,542	5,440	5,469	5,432	5,677	6,159	6,163	6,241	7,675
528	Mc Henry	4,368	4,671	4,797	4,841	4,933	4,808	5,071	5,050	5,108	5,086
541	Metropolitan***	1,119	1,268	1,255	982	886	838	1,095	776	---	---
524	Moraine Valley	13,938	14,074	13,826	13,273	12,813	13,234	13,347	13,417	14,414	12,972
527	Morton	4,529	4,349	4,214	3,977	3,760	4,283	4,222	4,223	4,348	4,465
535	Oakton	13,473	13,349	12,796	11,634	12,074	11,573	11,103	10,881	10,928	11,551
505	Parkland	9,758 **	9,343	8,869	8,463	8,403	8,074	7,848	7,937	8,143	8,026
515	Prairie State	5,657	5,785	5,368	5,305	5,191	5,559	5,471	5,275	5,188	4,795
521	Rend Lake	3,229	2,966	3,092	3,551	3,438	4,287	4,213	3,653	3,182	2,739
537	Richland	3,850	4,110	3,950	3,801	3,384	3,388	3,244	3,267	3,090	3,243
511	Rock Valley	9,066	8,618	9,113	8,905	8,228	8,027	8,188	8,254	6,352	7,699
518	Carl Sandburg	2,663	2,569	2,591	2,541	2,765	2,689	2,635	2,906	2,739	3,220
506	Sauk Valley	3,136	2,912	2,790	2,646	2,724	2,706	2,627	2,452	2,573	2,386
531	Shawnee	1,818	1,943	2,021	2,182	2,119	2,024	1,961	1,700	1,865	1,880
510	South Suburban	10,605	9,369	9,107	8,997	7,648	7,323	8,458	7,390	7,254	6,751
533	Southeastern	3,292	2,802	2,925	2,648	2,643	2,793	2,807	2,443	2,663	2,508
522	Southwestern****	14,984	15,440	14,624	14,314	13,923	13,298	13,144	12,288	13,757	13,351
534	Spoon River	2,061	2,189	2,077	1,860	1,950	1,922	1,785	1,813	1,861	1,894
504	Triton	16,767	16,804	15,308	15,485	15,362	17,576	16,799	17,815	18,697	16,927
516	Waubonsee	6,415	6,750	6,768	6,797	6,552	6,787	7,000	7,021	7,276	7,602
539	John Wood	<u>2,512</u>	<u>2,293</u>	<u>2,140</u>	<u>1,943</u>	<u>2,030</u>	<u>2,010</u>	<u>2,209</u>	<u>2,265</u>	<u>2,309</u>	<u>2,167</u>
TOTALS		368,475	367,603	354,717	346,979	337,716	340,151	344,556	340,522	339,673	340,101

\*Effective in fiscal year 1992, Black Hawk College was restructured as a single college district with two campuses.

\*\*Includes enrollments from Heartland Community College.

\*\*\*Formerly State Community College

\*\*\*\*Formerly Belleville Area College

SOURCE OF DATA: Fall Enrollment (E1 Records) - reflects enrollment as of the fall term census date (end of registration). Will not reflect enrollments in courses that have a starting date later than the census date - particularly those in adult education.

Illinois Community College Board  
Table I-11  
SUMMARY OF OPENING FALL TERM STUDENT FTE ENROLLMENT  
FALL 1991 THROUGH FALL 2000

Dist No.	District/College	1991 FTE	1992 FTE	1993 FTE	1994 FTE	1995 FTE	1996 FTE	1997 FTE	1998 FTE	1999 FTE	2000 FTE
503	Black Hawk East Quad	4,067 *	4,320	4,134	4,209	3,906	4,013	3,983	4,015	3,980	3,810
508	Chicago City-Wide	(46,469)	(44,535)	(41,819)	(39,058)	(37,655)	(38,955)	(42,632)	(40,110)	(37,605)	(36,766)
	Daley	2,727	2,036	—	—	—	—	—	—	—	—
	Kennedy-King	4,553	4,332	4,086	4,383	4,221	4,431	6,105	5,979	5,856	5,617
	Malcolm X	7,024	6,342	5,413	3,785	4,354	4,071	4,693	4,774	4,421	4,095
	Olive-Harvey	8,033	8,796	7,962	6,441	6,167	6,138	7,078	6,780	6,625	6,808
	Truman	5,225	5,280	4,381	4,076	4,080	4,542	4,903	5,284	4,505	4,019
	Washington	9,551	8,460	9,288	9,053	8,389	8,882	9,058	6,153	5,742	5,699
	Wilbur Wright	4,067	3,919	5,243	5,451	4,385	4,003	4,006	4,403	4,252	4,228
507	Danville	5,289	5,370	5,446	5,869	6,059	6,887	6,788	6,736	6,206	6,299
502	DuPage	2,164	2,096	2,022	1,836	1,762	1,724	1,686	1,633	1,521	1,527
509	Elgin	15,758	16,251	16,091	15,829	15,573	15,480	15,244	15,324	15,657	15,588
512	Harper	3,438	4,246	4,320	4,349	4,182	4,455	4,534	4,588	4,538	4,732
540	Heartland	8,034	8,213	7,997	7,780	7,523	7,582	7,970	7,797	7,751	7,713
519	Highland	—	1,149	1,181	1,403	1,614	1,749	1,887	2,000	2,163	2,370
514	Illinois Central	1,580	1,665	1,508	1,433	1,355	1,351	1,369	1,332	1,445	1,484
529	Illinois Eastern Frontier	6,775 **	6,669	6,487	6,208	6,141	6,145	6,373	6,301	6,139	6,091
	Lincoln Trail	(3,854)	(3,643)	(3,419)	(3,473)	(3,278)	(3,277)	(3,594)	(3,400)	(3,485)	(3,583)
	Olney Central	694	619	555	577	491	612	509	485	519	457
	Wabash Valley	736	796	766	751	725	835	849	816	795	868
513	Illinois Valley	1,229	1,174	1,172	1,164	1,090	874	1,127	1,057	996	1,109
525	Joliet	1,195	1,054	926	981	972	956	1,109	1,043	1,174	1,149
520	Kankakee	2,499	2,514	2,439	2,268	2,221	2,248	2,197	2,183	2,334	2,189
501	Kaskaskia	5,153	5,442	5,379	5,468	5,453	5,535	5,607	5,854	5,839	5,849
523	Kishwaukee	2,007	2,025	1,957	1,971	1,985	1,932	1,898	1,932	1,868	1,664
532	Lake County	2,288	2,216	2,237	2,143	1,952	1,953	1,901	2,022	1,929	1,902
517	Lake Land	1,902	1,857	1,851	1,839	1,903	1,826	1,903	1,933	2,165	2,200
536	Lewis & Clark	5,781	5,924	5,847	5,796	5,837	5,868	5,987	6,064	6,081	6,354
526	Lincoln Land	3,055	2,979	3,030	2,930	2,970	3,052	3,314	3,467	3,590	3,641
530	Logan	2,995	3,033	2,782	2,792	2,726	2,836	2,879	2,968	2,880	2,908
528	Mc Henry	3,926	4,099	3,939	3,991	4,046	3,981	4,001	3,898	3,928	3,570
541	Metropolitan***	3,537	3,642	3,585	3,596	3,566	3,654	3,635	3,389	3,429	3,356
524	Moraine Valley	1,916	2,091	2,145	2,234	2,326	2,321	2,485	2,519	2,581	2,587
527	Morton	712	858	821	664	564	453	715	481	—	—
535	Oakton	7,544	7,576	7,371	7,186	7,078	7,195	7,470	7,596	7,665	7,293
505	Parkland	1,994	1,802	1,810	1,709	1,576	1,752	1,836	1,819	1,833	1,838
515	Prairie State	5,524	5,585	5,544	5,293	5,636	5,327	5,122	4,971	5,100	5,365
521	Rend Lake	5,568 **	5,473	5,287	5,105	5,001	4,987	5,002	4,967	4,973	4,986
537	Richland	2,698	2,765	2,601	2,559	2,525	2,664	2,706	2,681	2,612	2,466
511	Rock Valley	1,965	1,864	1,961	2,013	2,010	2,195	2,007	1,880	1,830	1,787
518	Carl Sandburg	2,007	2,138	2,059	1,881	1,695	1,770	1,766	1,750	1,656	1,764
506	Sauk Valley	4,171	4,291	4,320	4,157	3,955	3,857	3,997	4,093	3,220	3,961
531	Shawnee	1,527	1,547	1,530	1,460	1,591	1,542	1,512	1,576	1,541	1,661
510	South Suburban	1,794	1,702	1,611	1,496	1,500	1,466	1,444	1,366	1,442	1,366
533	Southeastern	1,275	1,262	1,375	1,346	1,334	1,251	1,247	1,024	1,236	1,182
522	Southwestern****	4,409	4,234	4,270	4,217	3,631	3,615	4,090	3,644	3,572	3,446
534	Spoon River	1,852	1,785	1,842	1,751	1,688	1,744	1,756	1,496	1,613	1,580
504	Triton	6,997	7,375	7,130	6,947	6,818	6,641	6,596	6,378	6,976	6,939
516	Waubesa	1,232	1,328	1,268	1,143	1,177	1,145	1,087	1,093	1,115	1,118
539	John Wood	8,231	8,292	7,421	7,324	7,717	7,949	8,013	8,126	7,860	7,568
	TOTALS	2,686	2,860	2,957	2,948	2,855	2,923	3,032	3,007	3,205	3,402
		1,194	1,194	1,161	1,029	1,115	1,142	1,239	1,368	1,365	1,303
	TOTALS	190,578	192,540	186,508	180,834	177,440	179,552	185,715	182,042	179,722	178,908

\*Effective in fiscal year 1992, Black Hawk College was restructured as a single college district with two campuses.

\*\*Includes enrollments from Heartland Community College.

\*\*\*Formerly State Community College

\*\*\*\*Formerly Belleville Area College

SOURCE OF DATA: Fall Enrollment (E1 Records) - reflects enrollment as of the fall term census date (end of registration). Will not reflect enrollments in courses that have a starting date later than the census date - particularly those in adult education.

## Section II

## FACULTY AND STAFF DATA

The tables in this section present data regarding faculty and staff employed by the public community colleges of Illinois. The salary and staff data were collected in fall 2000 and reflect averages for fiscal year 2001. Employee groups exclude those persons who are employed predominantly to provide services at a correctional facility.

Descriptions of the employee groups used in this section are provided below. These categories correspond with *Fiscal Management Manual* salaries expenditures codes.

- Faculty are individuals who spend more than one-half of their workload in the activity of teaching and providing instruction to students.
- Administrative Staff are line officers of the college who manage, conduct, and administer programs, staff, and operations of the board of trustees.
- Classified Staff include clerical and custodial/maintenance staff. Clerical personnel engage in the process of keeping records and processing information upon the request and direction of college professional staff. Custodial/maintenance staff engage in housekeeping and the maintenance or repair of college facilities and equipment.
- Other (nonteaching) Professional Staff include professional/technical, academic support, and supervisory staff. Professional/technical staff have specialized skills but do not directly support the process of teaching. Academic support staff exercise professional judgement and discretion and directly support the teaching and learning process. Supervisory staff have the duty, responsibility, or authority to recommend the employment, transfer, suspension, dismissal, promotion, assignment, reward, or discipline of other staff individuals both full- and part-time.

Figure 2 shows the headcount distribution of community college employees statewide by employee group: faculty (51.27 percent), other nonteaching professionals (11.58 percent), classified (32.99 percent), and administrators (4.17 percent).

Table II-1 lists the number of instructional teaching faculty by sex and employment status employed during fall 2000. Of the 17,364 teaching faculty employed in fall 2000, 4,405 were full-time faculty.

Table II-2 shows the total number of administrative staff by sex and employment status.

Table II-3 lists the number of full-time and part-time nonteaching professional staff by sex and employment status employed in each community college. Table II-4 provides the same information for classified or civil service type staff.

The average contractual base salaries paid to full-time teaching faculty, full-time administrative staff, and full-time nonteaching professionals are shown in Table II-5.

Table II-6 identifies the average class size for on-campus lecture/discussion classes and laboratory classes. Table II-7 shows a percent distribution of on-campus classes by size for each community college.

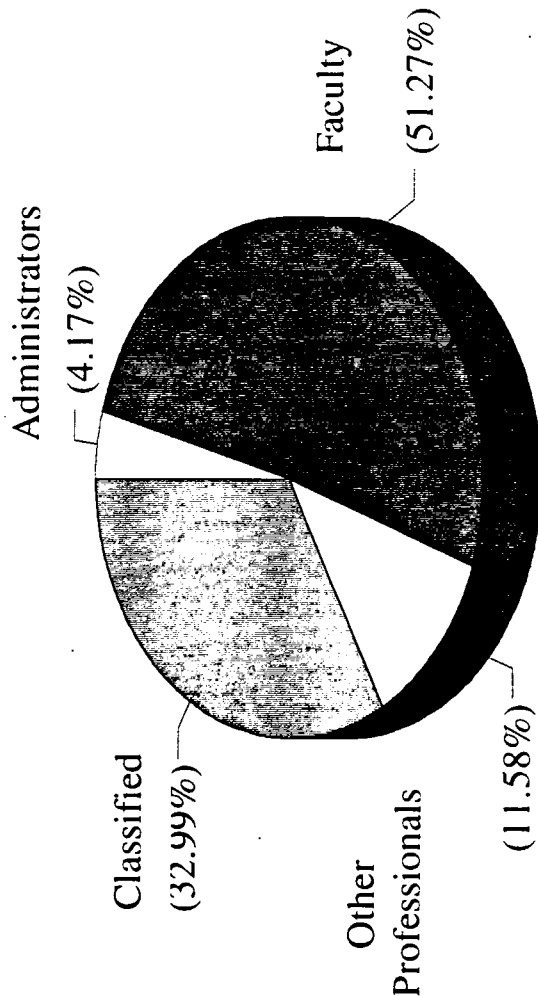


Figure 2. Fall 2000 State Headcount Distribution of Employees by Employee Group



## Illinois Community College Board

Table II-1

SUMMARY OF INSTRUCTIONAL TEACHING FACULTY (9 AND 12 MOS.) EMPLOYED IN  
ILLINOIS PUBLIC COMMUNITY COLLEGES BY SEX AND EMPLOYMENT STATUS DURING FALL 2000

Dist. No.	District/College	Full-Time		Total	Part-Time		Total	Grand	Grand
		Male	Female	Full-Time FTE	Male	Female	Part-Time FTE	Total Headcount	Total FTE
503	Black Hawk	69	70	139	84	108	113	331	252
508	Chicago	(316)	(284)	(600)	(1,267)	(1,529)	(1,018)	(3,396)	(1,618)
	Daley	44	31	75	203	198	141	476	216
	Kennedy-King	47	50	97	93	195	97	385	194
	Malcolm X	33	37	70	223	239	359	532	429
	Olive-Harvey	38	36	74	127	179	69	380	143
	Truman	50	50	100	199	268	138	567	238
	Washington	52	41	93	220	196	79	509	172
	Wilbur Wright	52	39	91	202	254	136	547	227
507	Danville	23	26	49	34	38	28	121	77
502	DuPage	131	142	273	435	478	437	1186	710
509	Elgin	56	53	109	164	175	136	448	245
512	Harper	83	120	203	275	275	106	753	309
540	Heartland	28	28	56	91	79	77	226	133
519	Highland	32	14	46	51	74	48	171	94
514	Illinois Central	103	71	174	231	207	51	612	225
529	Illinois Eastern	(68)	(38)	(106)	(124)	(164)	(87)	(394)	(193)
	Frontier	2	2	4	51	98	40	153	44
	Lincoln Trail	18	10	28	19	21	11	68	39
	Olney	18	17	35	33	19	21	87	56
	Wabash Valley	30	9	39	21	26	15	86	54
513	Illinois Valley	40	34	74	109	79	41	262	115
525	Joliet	94	64	158	259	221	36	638	194
520	Kankakee	29	29	58	47	57	28	162	86
501	Kaskaskia	36	19	55	42	57	33	154	88
523	Kishwaukee	41	31	72	43	91	33	206	105
532	Lake County	83	82	165	347	337	171	849	336
517	Lake Land	50	53	103	79	113	76	295	179
536	Lewis & Clark	39	39	78	104	117	100	299	178
526	Lincoln Land	66	54	120	116	105	77	341	197
530	Logan	51	52	103	74	80	77	257	180
528	McHenry	40	36	76	107	94	69	277	145
524	Moraine Valley	80	80	160	301	277	178	738	338
527	Morton	24	28	52	0	0	0	52	52
535	Oakton	59	72	131	285	193	175	609	306
505	Parkland	90	74	164	154	173	116	491	280
515	Prairie State	34	45	79	92	104	97	275	176
521	Rend Lake	33	30	63	36	43	21	142	84
537	Richland	34	24	58	77	97	81	232	139
511	Rock Valley	74	60	134	101	91	38	326	172
518	Sandburg	34	31	65	87	85	56	237	121
506	Sauk Valley	31	19	50	45	30	26	125	76
531	Shawnee	14	28	42	37	60	40	139	82
510	South Suburban	53	65	118	134	131	53	383	171
533	Southeastern	39	25	64	93	95	94	252	158
522	Southwestern*	65	58	123	345	238	243	706	366
534	Spoon River	21	15	36	43	42	25	121	61
504	Triton	76	57	133	252	170	156	555	289
516	Waubonsee	36	32	68	155	251	217	474	285
539	Wood	<u>18</u>	<u>30</u>	<u>48</u>	<u>44</u>	<u>37</u>	<u>28</u>	<u>129</u>	<u>76</u>
	TOTALS	2,293	2,112	4,405	6,364	6,595	4,485	17,364	8,890

\*Formerly Belleville Area College

SOURCE OF DATA: Fiscal Year 2001 Salary Submission (C1 &amp; C2)

## Illinois Community College Board

Table II-2

SUMMARY OF ADMINISTRATIVE STAFF EMPLOYED IN  
ILLINOIS PUBLIC COMMUNITY COLLEGES BY SEX AND EMPLOYMENT STATUS DURING FALL 2000

Dist. No.	District/College	Full-Time		Total		Total		Grand Total Headcount	Grand Total FTE
		Male	Female	Full-Time FTE	Part-Time Male	Part-Time Female	Part-Time FTE		
503	Black Hawk	8	0	8	0	0	0	8	8
508	Chicago*	(48)	(52)	(100)	(0)	(0)	(0)	(100)	(100)
	Daley	7	2	9	0	0	0	9	9
	Kennedy-King	4	8	12	0	0	0	12	12
	Malcolm X	8	5	13	0	0	0	13	13
	Olive-Harvey	3	6	9	0	0	0	9	9
	Truman	3	6	9	0	0	0	9	9
	Washington	5	6	11	0	0	0	11	11
	Wright	4	5	9	0	0	0	9	9
507	Danville	23	26	49	0	1	0	50	49
502	DuPage	21	22	43	2	0	1	45	44
509	Elgin	18	28	46	0	0	0	46	46
512	Harper	24	22	46	0	0	0	46	46
540	Heartland	16	17	33	0	0	0	33	33
519	Highland	12	13	25	0	0	0	25	25
514	Illinois Central	19	15	34	0	0	0	34	34
529	Illinois Eastern*	(13)	(18)	(31)	(0)	(0)	(0)	(31)	(31)
	Frontier	3	5	8	0	0	0	8	8
	Lincoln Trail	3	3	6	0	0	0	6	6
	Olney	3	3	6	0	0	0	6	6
	Wabash	3	3	6	0	0	0	6	6
513	Illinois Valley	11	15	26	0	0	0	26	26
525	Joliet	31	32	63	3	3	2	69	65
520	Kankakee	26	39	65	0	0	0	65	65
501	Kaskaskia	9	28	37	0	0	0	37	37
523	Kishwaukee	8	7	15	0	0	0	15	15
532	Lake County	25	28	53	0	1	1	54	54
517	Lake Land	10	8	18	0	0	0	18	18
536	Lewis & Clark	18	26	44	1	0	0	45	44
526	Lincoln Land	28	28	56	0	0	0	56	56
530	Logan	19	15	34	0	0	0	34	34
528	McHenry	22	22	44	0	0	0	44	44
524	Moraine Valley	10	12	22	0	0	0	22	22
527	Morton	8	7	15	0	0	0	15	15
535	Oakton	13	16	29	0	0	0	29	29
505	Parkland	20	18	38	0	0	0	38	38
515	Prairie State	10	16	26	0	0	0	26	26
521	Rend Lake	14	15	29	0	0	0	29	29
537	Richland	13	19	32	0	0	0	32	32
511	Rock Valley	30	23	53	0	0	0	53	53
518	Sandburg	8	16	24	0	0	0	24	24
506	Sauk Valley	11	7	18	1	3	3	22	21
531	Shawnee	11	4	15	0	0	0	15	15
510	South Suburban	19	10	29	0	0	0	29	29
533	Southeastern	13	14	27	0	2	1	29	28
522	Southwestern**	14	16	30	1	2	2	33	117
534	Spoon River	4	10	14	0	0	0	14	14
504	Triton	14	15	29	0	0	0	29	29
516	Waubonsee	13	14	27	0	0	0	27	27
539	Wood	<u>17</u>	<u>15</u>	<u>32</u>	<u>16</u>	<u>16</u>	<u>0</u>	<u>64</u>	<u>32</u>
	TOTALS	651	708	1,359	24	28	9	1,411	1,368

\*District Totals include central administration staff.

\*\*Formerly Belleville Area College

SOURCE OF DATA: Fiscal Year 2001 Salary Submission (C1 &amp; C2)



## Illinois Community College Board

Table II-3

## SUMMARY OF OTHER NONTEACHING PROFESSIONAL\* STAFF (9 AND 12 MONTH) EMPLOYED IN ILLINOIS PUBLIC COMMUNITY COLLEGES BY SEX AND EMPLOYMENT STATUS DURING FALL 2000

Dist. No.	District/College	Full-Time		Total	Part-Time		Total	Grand	Grand
		Male	Female	FTE	Male	Female	FTE	Total Headcount	Total FTE
503	Black Hawk	53	93	146	1	2	0	149	146
508	Chicago**	(162)	(263)	(425)	(42)	(46)	(64)	(513)	(489)
	Daley	13	28	41	6	13	14	60	55
	Kennedy-King	26	50	76	8	5	10	89	86
	Malcolm X	14	25	39	6	5	8	50	47
	Olive-Harvey	14	36	50	7	4	7	61	57
	Truman	22	36	58	8	9	13	75	71
	Washington	20	29	49	0	1	1	50	50
	Wright	11	15	26	5	9	10	40	36
507	Danville	3	13	16	0	0	0	16	16
502	DuPage	94	114	208	0	0	0	208	208
509	Elgin	29	53	82	24	43	34	149	116
512	Harper	54	85	139	9	4	52	152	191
540	Heartland	10	28	38	3	7	6	48	44
519	Highland	10	11	21	1	4	3	26	24
514	Illinois Central	47	81	128	62	45	21	235	149
529	Illinois Eastern**	(34)	(62)	(96)	(0)	(0)	(0)	(96)	(96)
	Frontier	8	5	13	0	0	0	13	13
	Lincoln Trail	6	7	13	0	0	0	13	13
	Olney	4	12	16	0	0	0	16	16
	Wabash	6	11	17	0	0	0	17	17
513	Illinois Valley	19	22	41	2	1	74	44	115
525	Joliet	20	8	28	21	46	25	95	53
520	Kankakee	11	34	45	3	11	7	59	52
501	Kaskaskia	3	7	10	3	5	5	18	15
523	Kishwaukee	20	45	65	1	3	2	69	67
532	Lake County	37	76	113	0	0	0	113	113
517	Lake Land	16	53	69	2	0	2	71	71
536	Lewis & Clark	26	44	70	1	2	0	73	70
526	Lincoln Land	30	71	101	2	13	6	116	107
530	Logan	39	50	89	3	8	6	100	95
528	McHenry	25	49	74	3	8	7	85	81
524	Moraine Valley	39	82	121	0	0	0	121	121
527	Morton	19	19	38	0	0	0	38	38
535	Oakton	30	82	112	2	14	8	128	120
505	Parkland	43	70	113	21	24	13	158	126
515	Prairie State	14	25	39	0	0	0	39	39
521	Rend Lake	19	48	67	1	5	0	73	67
537	Richland	7	23	30	2	5	4	37	34
511	Rock Valley	19	25	44	2	3	3	49	47
518	Sandburg	22	34	56	0	6	6	62	62
506	Sauk Valley	10	15	25	0	0	0	25	25
531	Shawnee	9	19	28	0	0	0	28	28
510	South Suburban	26	41	67	0	0	0	67	67
533	Southeastern	6	8	14	48	100	74	162	88
522	Southwestern***	30	64	94	13	20	11	127	105
534	Spoon River	10	19	29	8	19	9	56	38
504	Triton	34	52	86	0	0	0	86	86
516	Waubonsee	21	31	52	53	60	68	165	120
539	Wood	11	24	35	8	24	2	67	37
	TOTALS	1,111	1,943	3,054	341	528	511	3,923	3,565

\*Other nonteaching professional staff include professional/technical, academic support, and supervisory staff.

\*\*District Totals include central administration staff.

\*\*\*Formerly Belleville Area College

SOURCE OF DATA: Fiscal Year 2001 Salary Submission (C1 & C2)

Illinois Community College Board  
Table II-4  
SUMMARY OF CIVIL SERVICE OR CLASSIFIED STAFF EMPLOYED IN  
ILLINOIS PUBLIC COMMUNITY COLLEGES BY SEX AND EMPLOYMENT STATUS DURING FALL 2000

Dist. No.	District/College	Full-Time		Total	Part-Time		Total	Grand	Grand
		Male	Female	FTE	Male	Female	FTE	Total Headcount	Total FTE
503	Black Hawk	20	83	103	36	82	29	221	132
508	Chicago*	(77)	(420)	(497)	(1,438)	(1,588)	(2,203)	(2,338)	(2,700)
	Daley	5	50	55	198	191	298	444	353
	Kennedy-King	8	54	62	222	231	350	515	412
	Malcolm X	9	42	51	144	158	239	353	290
	Olive-Harvey	6	47	53	295	375	516	723	569
	Truman	14	58	72	179	133	242	384	314
	Washington	10	64	74	121	196	241	391	315
	Wright	18	62	80	207	199	318	486	398
507	Danville	21	43	64	1	9	0	74	64
502	DuPage	84	116	200	162	530	307	892	507
509	Elgin	30	82	112	39	78	59	229	171
512	Harper	86	149	235	21	85	65	341	300
540	Heartland	5	26	31	0	4	2	35	33
519	Highland	17	31	48	2	11	7	61	55
514	Illinois Central	46	129	175	123	407	155	705	330
529	Illinois Eastern*	(14)	(62)	(76)	(49)	(71)	(67)	(196)	(143)
	Frontier	1	10	11	5	12	10	28	21
	Lincoln Trail	5	9	14	10	14	12	38	26
	Olney	6	12	18	14	25	21	57	39
	Wabash	2	13	15	12	14	14	41	29
513	Illinois Valley	14	51	65	32	90	29	187	94
525	Joliet	35	60	95	39	163	66	297	161
520	Kankakee	13	54	67	11	40	26	118	93
501	Kaskaskia	10	24	34	19	30	33	83	67
523	Kishwaukee	18	39	57	3	8	6	68	63
532	Lake County	58	81	139	7	48	28	194	167
517	Lake Land	27	52	79	36	69	75	184	154
536	Lewis & Clark	16	49	65	6	31	0	102	65
526	Lincoln Land	38	77	115	2	14	9	131	124
530	Logan	31	78	109	11	11	11	131	120
528	McHenry	19	48	67	8	60	34	135	101
524	Moraine Valley	33	126	159	8	55	31	222	190
527	Morton	12	30	42	33	60	41	135	83
535	Oakton	51	57	108	31	70	59	209	167
505	Parkland	34	68	102	1	8	6	111	108
515	Prairie State	15	58	73	1	10	6	84	79
521	Rend Lake	17	33	50	32	22	0	104	50
537	Richland	9	52	61	6	17	9	84	70
511	Rock Valley	47	105	152	8	17	13	177	165
518	Sandburg	21	43	64	0	4	5	68	69
506	Sauk Valley	16	28	44	14	21	15	79	59
531	Shawnee	11	29	40	7	11	0	58	40
510	South Suburban	28	74	102	2	4	5	108	107
533	Southeastern	10	24	34	125	280	203	439	237
522	Southwestern**	45	90	135	84	117	118	336	253
534	Spoon River	6	24	30	3	16	15	49	45
504	Triton	88	136	224	143	253	259	620	483
516	Waubonsee	11	64	75	64	121	120	260	195
539	Wood	6	37	43	16	64	14	123	57
	TOTALS	1,139	2,832	3,971	2,623	4,579	4,262	11,173	8,233

\*District Totals include central administration staff.

\*\*Formerly Belleville Area College

SOURCE OF DATA: Fiscal Year 2001 Salary Submission (C1 & C2)

## Illinois Community College Board

Table II-5

FISCAL YEAR 2001 AVERAGE CONTRACTUAL BASE SALARIES FOR FULL-TIME TEACHING  
FACULTY ( 9 MOS), ADMINISTRATIVE STAFF (12 MOS) AND NONTEACHING PROFESSIONAL STAFF (12 MOS)  
IN ILLINOIS PUBLIC COMMUNITY COLLEGES

Dist. No.	District	Average Salary 9-Month Faculty	Average Salary 12-Month Administrative	Average Salary 12-Month Other Professional*
503	Black Hawk	\$51,788	\$88,643	\$41,371
508	Chicago	63,475	81,925	46,107
507	Danville	39,739	44,793	25,904
502	DuPage	65,328	90,917	46,812
509	Elgin	69,394	67,281	43,533
512	Harper	59,946	86,944	46,564
540	Heartland	41,955	60,112	32,544
519	Highland	53,628	53,975	31,193
514	Illinois Central	43,833	69,541	35,693
529	Illinois Eastern	41,859	58,740	31,551
513	Illinois Valley	46,453	56,189	33,128
525	Joliet	54,841	57,289	37,709
520	Kankakee	52,431	46,712	30,556
501	Kaskaskia	44,805	40,539	28,281
523	Kishwaukee	42,019	69,390	33,707
532	Lake County	73,150	69,895	33,647
517	Lake Land	40,631	68,133	34,808
536	Lewis & Clark	50,790	54,220	30,839
526	Lincoln Land	58,278	60,901	34,647
530	Logan	49,679	58,648	34,400
528	McHenry	52,259	63,211	33,031
524	Moraine Valley	53,986	81,485	41,141
527	Morton	51,985	69,946	34,605
535	Oakton	68,809	89,346	43,870
505	Parkland	52,030	67,764	37,324
515	Prairie State	51,566	59,743	34,936
521	Rend Lake	46,444	58,091	30,242
537	Richland	42,961	56,183	31,108
511	Rock Valley	50,429	59,681	42,691
518	Sandburg	42,371	56,350	28,280
506	Sauk Valley	40,569	66,788	37,916
531	Shawnee	43,293	55,854	32,666
510	South Suburban	56,075	68,510	31,773
533	Southeastern	42,422	45,183	30,512
522	Southwestern**	48,953	69,070	40,985
534	Spoon River	41,429	57,478	31,075
504	Triton	58,175	73,068	44,804
516	Waubonsee	49,113	73,289	38,830
539	Wood	<u>36,074</u>	<u>50,047</u>	<u>29,519</u>
AVERAGES		\$54,541	\$64,155	\$38,756

\*Nonteaching professional staff includes professional/technical, academic support, and supervisory staff who are not administrators.

\*\* Formerly Belleville Area College

SOURCE OF DATA: Fiscal Year 2001 Salary Submission (C1)

Illinois Community College Board  
Table II-6  
AVERAGE ON-CAMPUS CLASS BY TYPE\*  
FALL 2000

Dist. No.	District/College	Lecture/ Discussion	Laboratory	Average Class Size**
503	Black Hawk	18.33	14.13	17.16
508	Chicago			
	Daley	20.38	15.58	19.15
	Kennedy-King	DNA	DNA	DNA
	Malcolm X	DNA	DNA	DNA
	Olive-Harvey	16.92	DNA	16.92
	Truman	18.02	DNA	18.02
	Washington	DNA	DNA	DNA
	Wright	20.69	DNA	20.69
507	Danville	DNA	DNA	DNA
502	DuPage	19.10	14.60	18.57
509	Elgin	18.69	13.77	16.82
512	Harper	21.07	17.19	20.89
540	Heartland	DNA	DNA	DNA
519	Highland	16.03	13.79	15.52
514	Illinois Central	18.78	15.78	18.38
529	Illinois Eastern			
	Frontier	4.67	DNA	4.67
	Lincoln Trail	13.56	8.77	12.79
	Olney Central	14.82	8.63	14.03
	Wabash Valley	14.57	10.73	14.15
513	Illinois Valley	16.38	16.56	16.42
525	Joliet	16.56	DNA	16.56
520	Kankakee	16.11	14.48	15.44
501	Kaskaskia	19.20	19.86	19.68
523	Kishwaukee	18.65	11.56	15.40
532	Lake County	17.77	3.00	17.76
517	Lake Land	20.88	17.35	19.76
536	Lewis & Clark	18.40	11.13	15.47
526	Lincoln Land	DNA	DNA	DNA
530	Logan	19.12	13.75	17.83
528	McHenry	19.47	17.95	19.04
524	Moraine Valley	20.48	16.42	18.85
527	Morton	18.12	13.19	17.04
535	Oakton	18.03	13.51	16.78
505	Parkland	16.34	14.65	16.28
515	Prairie State	18.15	15.66	17.06
521	Rend Lake	17.24	14.73	16.81
537	Richland	12.43	5.88	12.33
511	Rock Valley	20.68	15.25	19.94
518	Sandburg	DNA	DNA	DNA
506	Sauk Valley	16.60	11.88	14.64
531	Shawnee	13.28	DNA	13.28
510	South Suburban	18.50	16.68	18.15
533	Southeastern	11.95	12.85	12.26
522	Southwestern***	DNA	DNA	DNA
534	Spoon River	16.40	10.33	13.17
504	Triton	18.52	14.26	17.67
516	Waubonsee	18.13	11.58	15.61
539	Wood	15.07	15.09	15.08
	AVERAGES	18.15	14.21	17.35

\*Adult Basic Education, Adult Secondary Education, and English as a Second Language classes are excluded.

\*\*Averages computed on enrollment in all instructional types, excluding Adult Basic Education, Adult Secondary Education, English as a Second Language, independent study and classes with only one student.

\*\*\*Formerly Belleville Area College

DNA = Data Not Available

SOURCE OF DATA: S3 and S6 Record Submissions

Illinois Community College Board  
Table II-7  
PERCENTAGE OF ON-CAMPUS CLASSES\* BY CLASS SIZE CATEGORIES  
FALL 2000

Dist. No.	District/College	Class Size Categories						Total Classes	
		2-5	6-10	11-20	21-35	36-50	51-100		Over 100
503	Black Hawk	9	16	37	37	0	0	0	633
508	Chicago								
	Daley	4	18	33	42	0	0	0	682
	Kennedy-King	9	20	37	32	0	1	0	498
	Malcolm X	21	17	28	34	0	0	0	542
	Olive-Harvey	9	25	29	35	0	0	0	519
	Truman	7	16	38	37	0	0	0	553
	Washington	7	13	25	51	0	0	0	806
	Wright	7	13	28	47	0	1	0	799
507	Danville	DNA	DNA	DNA	DNA	DNA	DNA	DNA	DNA
502	DuPage	11	12	38	36	0	1	0	2,605
509	Elgin	8	15	47	28	0	1	0	1,189
512	Harper	1	6	49	42	0	1	0	1,705
540	Heartland	5	15	35	44	2	0	0	454
519	Highland	13	22	34	26	0	0	0	581
514	Illinois Central	8	15	40	31	0	1	0	1,346
529	Illinois Eastern								
	Frontier	67	33	0	0	0	0	0	3
	Lincoln Trail	21	28	37	12	0	1	0	290
	Olney Central	12	24	42	22	0	0	0	379
	Wabash Valley	14	25	38	21	0	0	0	370
513	Illinois Valley	11	25	41	18	0	1	0	696
525	Joliet	7	20	42	30	0	0	0	1,290
520	Kankakee	5	29	41	22	0	0	0	661
501	Kaskaskia	42	5	26	16	0	0	5	19
523	Kishwaukee	8	23	44	22	0	0	0	717
532	Lake County	4	16	42	37	0	0	0	1,386
517	Lake Land	3	12	38	45	0	0	0	585
536	Lewis & Clark	12	17	42	28	0	0	0	797
526	Lincoln Land	DNA	DNA	DNA	DNA	DNA	DNA	DNA	DNA
530	Logan	10	19	44	26	0	1	1	1,102
528	McHenry	11	11	32	43	0	0	0	700
524	Moraine Valley	4	16	37	42	0	1	0	1,725
527	Morton	9	23	29	38	0	0	0	523
535	Oakton	8	16	51	24	0	0	0	1,794
505	Parkland	6	19	51	23	0	0	0	1,397
515	Prairie State	7	15	46	31	0	0	0	696
521	Rend Lake	7	19	47	25	0	0	0	605
537	Richland	20	28	37	16	0	0	0	526
511	Rock Valley	5	14	38	32	0	0	0	795
518	Sandburg	DNA	DNA	DNA	DNA	DNA	DNA	DNA	DNA
506	Sauk Valley	15	24	41	17	0	1	0	544
531	Shawnee	21	34	26	15	0	0	0	277
510	South Suburban	9	15	31	38	0	1	0	981
533	Southeastern	19	29	37	14	0	0	0	285
522	Southwestern**	DNA	DNA	DNA	DNA	DNA	DNA	DNA	DNA
534	Spoon River	13	26	44	16	0	0	0	207
504	Triton	7	13	47	31	0	0	0	1,908
516	Waubonsee	14	21	35	29	0	0	0	832
539	Wood	12	26	32	30	0	0	0	264
	AVERAGES/TOTAL	8	17	40	32	2	0	0	35,266

\* All instructional type classes are reported, excluding ABE, ASE, ESL, independent study, and classes with only one student.

\*\*Formerly Belleville Area College

DNA = Data Not Available

SOURCE OF DATA: S3 and S6 Record Submissions

## Section III

## ANNUAL ENROLLMENT AND COMPLETION DATA

Section III includes data on annual enrollment and completions in fiscal year 2000 among Illinois public community colleges.

Table III-1 shows the annual unduplicated headcount enrollment by sex in Illinois public community colleges for fiscal year 2000.

Table III-2 shows the annual unduplicated headcount enrollment by program classification in Illinois public community colleges for fiscal year 2000.

Table III-3 contains more detailed data on fiscal year 2000 annual unduplicated enrollment through the use of the national program classification structure/classification of instructional program (PCS/CIP) coding system.

Table III-4 shows the fiscal year 2000 annual unduplicated enrollment by age category.

Table III-5 summarizes the fiscal year 2000 annual unduplicated enrollment by ethnic origin.

Table III-6 summarizes the highest degree previously earned for fiscal year 2000 Illinois public community college students.

Figure 3 shows the fiscal year 2000 annual duplicated completers in the following categories; transfer degrees (36.93 percent), occupational certificates (34.45 percent), occupational degrees (24.72 percent), general associate degrees (2.93 percent), and vocational skills and general studies certificates comprise the "other" category (0.96 percent).

Table III-7 lists the number of associate degrees awarded in transfer and general studies curricula and the number of general studies certificates awarded by each community college in fiscal year 2000.

Table III-8 shows the number of associate degrees and certificates awarded in occupational curricula and the number of vocational skills certificates awarded by each community college in fiscal year 2000.

Table III-9 contains more detailed data on collegiate-level fiscal year 2000 annual completers through the use of the national program classification structure/classification of instructional program (PCS/CIP) coding system.

Table III-10 shows the number of high school completions awarded by each community college in fiscal year 2000.

Table III-11 provides a summary of adult basic education and English as a Second Language completions by each community college during fiscal year 2000.

## Illinois Community College Board

Table III-1

SUMMARY OF ANNUAL UNDUPLICATED HEADCOUNT ENROLLMENT BY SEX  
FOR FISCAL YEAR 2000

<u>Dist No.</u>	<u>District/College</u>	<u>Male</u>	<u>Female</u>	<u>Total</u>
503	Black Hawk	5,582	7,561	13,143
508	Chicago	(53,035)	(69,628)	(122,663)
	Daley	6,596	9,258	15,854
	Kennedy-King	3,805	8,561	12,366
	Malcolm X	8,237	8,722	16,959
	Olive-Harvey	4,411	7,812	12,223
	Truman	13,866	15,247	29,113
	Washington	7,999	8,702	16,701
	Wilbur Wright	8,121	11,326	19,447
507	Danville	1,799	2,826	4,625
502	DuPage	22,830	29,924	52,754
509	Elgin	8,162	9,670	17,832
512	Harper	10,626	13,727	24,353
540	Heartland	2,751	3,508	6,259
519	Highland	2,311	4,155	6,466
514	Illinois Central	8,681	10,300	18,981
529	Illinois Eastern	(15,194)	(9,010)	(24,204)
	Frontier	2,397	3,812	6,209
	Lincoln Trail	1,083	1,026	2,109
	Olney Central	1,030	1,302	2,332
	Wabash	10,684	2,870	13,554
513	Illinois Valley	3,270	3,918	7,188
525	Joliet	8,155	10,535	18,690
520	Kankakee	3,451	5,615	9,066
501	Kaskaskia	2,475	3,176	5,651
523	Kishwaukee	2,815	3,566	6,381
532	Lake County	11,206	14,033	25,239
517	Lake Land	7,813	4,908	12,721
536	Lewis & Clark	4,186	6,265	10,451
526	Lincoln Land	7,734	11,327	19,061
530	Logan	4,825	6,016	10,841
528	McHenry	4,740	6,143	10,883
524	Moraine Valley	11,424	14,161	25,585
527	Morton	3,040	4,140	7,180
535	Oakton	11,632	16,293	27,925
505	Parkland	6,415	8,150	14,565
515	Prairie State	4,457	6,325	10,782
521	Rend Lake	6,972	4,372	11,344
537	Richland	2,976	4,290	7,266
511	Rock Valley	6,641	8,171	14,812
518	Sandburg	2,829	3,628	6,457
506	Sauk Valley	1,767	2,563	4,330
531	Shawnee	1,985	3,177	5,162
510	South Suburban	5,865	9,008	14,873
533	Southeastern	3,490	2,640	6,130
522	Southwestern*	10,555	12,732	23,287
534	Spoon River	1,659	2,467	4,126
504	Triton	14,697	22,553	37,250
516	Waubonsee	7,165	8,629	15,794
539	Wood	<u>1,786</u>	<u>2,570</u>	<u>4,356</u>
	TOTALS	296,996	371,680	668,676

\*Formerly Belleville Area College

SOURCE OF DATA: A1 Record Submission



Illinois Community College Board  
Table III-2  
SUMMARY OF ANNUAL UNDUPLICATED HEADCOUNT ENROLLMENT  
BY PROGRAM CLASSIFICATION  
FOR FISCAL YEAR 2000

Dist. No.	District/College	Bacc/ Transfer	Vocational	Occupational	ABE	ASE	ESL	General Studies	General Associates	Total
503	Black Hawk	5,522	2,232	2,971	1,575	649	1	178	15	13,143
508	Chicago	(18,727)	(11,771)	(14,756)	(20,635)	(1,884)	(34,707)	(343)	(19,840)	(122,663)
	Daley	2,980	1,320	2,193	1,750	127	4,644	8	2,832	15,854
	Kennedy-King	1,217	1,382	3,950	3,499	278	1,188	59	793	12,366
	Malcolm X	1,000	1,026	1,741	6,617	470	4,462	65	1,578	16,959
	Olive-Harvey	3,642	1,205	919	3,074	258	1,260	140	1,725	12,223
	Truman	2,611	1,219	1,444	3,072	251	17,027	27	3,462	29,113
	Washington	5,885	3,285	3,518	194	196	25	37	3,561	16,701
	Wilbur Wright	1,392	2,334	991	2,429	304	6,101	7	5,889	19,447
507	Danville	1,913	682	1,626	255	109	40	0	0	4,625
502	DuPage	17,912	3,925	10,612	402	1,041	4,852	13,879	131	52,754
509	Elgin	7,015	568	5,342	586	258	3,664	0	399	17,832
512	Harper	11,880	0	6,682	1,240	174	2,214	2,163	0	24,353
540	Heartland	2,782	2,766	555	143	0	13	0	0	6,259
519	Highland	2,011	1,844	1,092	399	279	138	638	65	6,466
514	Illinois Central	7,579	41	7,260	351	381	79	251	3,039	18,981
529	Illinois Eastern	(5,097)	(4,220)	(13,782)	(259)	(318)	(44)	(0)	(484)	(24,160)
	Frontier	1,555	3,617	688	58	226	13	0	52	6,209
	Lincoln Trail	1,003	2	747	102	1	0	0	254	2,109
	Olney Central	1,401	33	718	75	45	0	0	60	2,332
	Wabash	1,138	568	11,629	24	46	31	0	118	13,554
513	Illinois Valley	2,228	1	2,956	219	413	124	612	635	7,188
525	Joliet	9,826	114	5,920	799	638	949	322	122	18,690
520	Kankakee	2,100	1,703	2,867	868	316	327	605	280	9,066
501	Kaskaskia	1,648	0	2,728	172	183	39	4	877	5,651
523	Kishwaukee	3,770	21	1,310	211	296	608	165	0	6,381
532	Lake County	10,515	253	10,158	408	600	2,829	476	0	25,239
517	Lake Land	4,785	3,052	3,780	235	306	46	0	517	12,721
536	Lewis & Clark	4,284	493	4,564	203	357	30	206	314	10,451
526	Lincoln Land	6,418	4,073	3,079	418	368	172	11	4,522	19,061
530	Logan	4,875	1,673	3,380	429	473	7	0	4	10,841
528	McHenry	5,127	0	3,241	278	411	1,692	0	134	10,883
524	Moraine Valley	9,275	1,259	11,763	342	1,325	1,621	0	0	25,585
527	Morton	3,261	141	758	829	24	2,110	26	31	7,180
535	Oakton	11,679	6,376	5,459	1,091	340	2,836	144	0	27,925
505	Parkland	7,337	802	4,919	557	437	121	0	392	14,565
515	Prairie State	5,390	297	3,152	741	339	758	2	103	10,782
521	Rend Lake	3,199	5,437	2,344	43	321	0	0	0	11,344
537	Richland	3,011	1,734	1,851	406	73	0	173	18	7,266
511	Rock Valley	7,856	3,375	3,565	3	0	0	4	9	14,812
518	Sandburg	2,364	1,849	1,698	46	442	44	1	13	6,457
506	Sauk Valley	2,264	717	1,123	51	134	33	0	8	4,330
531	Shawnee	1,415	1,900	1,021	81	275	18	293	159	5,162
510	South Suburban	4,828	3,097	4,548	749	696	943	12	0	14,873
533	Southeastern	2,565	1,218	1,803	228	86	0	198	32	6,130
522	Southwestern*	11,086	89	9,602	1,179	1,331	0	0	0	23,287
534	Spoon River	1,841	957	628	331	146	11	0	212	4,126
504	Triton	7,206	15,113	8,242	471	791	3,367	0	2,060	37,250
516	Waubonsee	4,840	628	4,002	1,032	1,023	3,212	729	328	15,794
539	Wood	1,634	9	1,145	211	190	43	1,122	2	4,356
	TOTALS	227,065	84,430	176,284	38,476	17,427	67,692	22,557	34,745	668,676

\*Formerly Belleville Area College

SOURCE OF DATA: A1 Submission



Illinois Community College Board  
Table III-3  
ANNUAL UNDUPLICATED ENROLLMENT BY ACADEMIC PROGRAM BY COLLEGE  
FOR FISCAL YEAR 2000

Dist. No.	District/College	Associate in General Studies	Pre-Bacc/Trans Course Enrollees	Associate in Arts	Associate in Science	Associate in Arts & Science	Associate in Fine Arts	Associate in Engineering Science	Ag Bus & Mgmt 12 010101	Ag Mechanics, Gen 12 010201
503	Black Hawk	15	515	4,239	768	0	0	0	36	8
508	Chicago	(19,840)	(4,711)	(11,281)	(2,624)	(0)	(13)	(98)	(0)	(0)
	Daley	2,832	276	1,796	905	0	0	3	0	0
	Kennedy-King	793	117	677	422	0	0	1	0	0
	Malcolm X	1,578	251	505	244	0	0	0	0	0
	Olive-Harvey	1,725	1,919	1,391	276	0	0	56	0	0
	Truman	3,462	761	1,416	419	0	0	15	0	0
	Washington	3,561	681	4,939	251	0	0	14	0	0
	Wilbur Wright	5,889	706	557	107	0	13	9	0	0
507	Danville	0	110	511	552	735	0	5	14	0
502	DuPage	131	548	13,848	3,512	0	0	4	0	0
509	Elgin	399	13	3,885	3,083	0	34	0	0	0
512	Harper	0	3,927	6,538	1,406	0	6	3	0	0
540	Heartland	0	0	2,514	122	0	0	146	0	0
519	Highland	65	561	559	861	0	0	30	14	0
514	Illinois Central	3,039	2,176	0	0	5,247	0	156	43	48
529	Illinois Eastern	(484)	(3,405)	(76)	(1,616)	(0)	(0)	(0)	(58)	(0)
	Frontier	52	1,279	7	269	0	0	0	0	0
	Lincoln Trail	254	629	31	343	0	0	0	0	0
	Olney Central	60	778	29	594	0	0	0	0	0
	Wabash	118	719	9	410	0	0	0	58	0
513	Illinois Valley	635	570	1,169	452	0	0	37	4	0
525	Joliet	122	34	8,972	820	0	0	0	30	0
520	Kankakee	280	835	658	525	0	45	37	0	0
501	Kaskaskia	877	619	929	100	0	0	0	34	0
523	Kishwaukee	0	1,198	1,359	1,184	0	15	14	5	45
532	Lake County	0	3,091	5,482	1,731	0	0	211	0	0
517	Lake Land	517	2,048	1,471	1,211	0	0	55	55	66
536	Lewis & Clark	314	1,896	129	2,231	0	23	5	12	0
526	Lincoln Land	4,522	2,247	2,620	1,480	0	29	42	0	0
530	Logan	4	0	3,305	1,530	0	0	40	0	0
528	McHenry	134	2,782	401	1,783	0	111	50	0	0
524	Moraine Valley	0	3,741	4,159	1,292	0	83	0	0	0
527	Morton	31	3,148	90	23	0	0	0	0	0
535	Oakton	0	1	10,706	489	0	138	345	0	0
505	Parkland	392	3,269	1,988	1,710	0	133	237	59	1
515	Prairie State	103	0	4,829	561	0	0	0	0	0
521	Rend Lake	0	1,362	1,410	427	0	0	0	27	49
537	Richland	18	881	1,150	937	0	8	35	0	0
511	Rock Valley	9	1,275	5,464	1,117	0	0	0	0	0
518	Sandburg	13	118	1,272	957	0	17	0	0	0
506	Sauk Valley	8	534	409	1,280	0	14	27	0	0
531	Shawnee	159	320	697	388	0	6	4	4	0
510	South Suburban	0	1,885	1,586	1,270	0	41	46	0	0
533	Southeastern	32	1,725	506	322	0	0	12	0	0
522	Southwestern*	0	4,442	3,546	3,064	0	34	0	1	0
534	Spoon River	212	628	820	393	0	0	0	0	28
504	Triton	2,060	2,632	2,452	2,105	0	17	0	0	0
516	Waubensee	328	2,397	722	1,721	0	0	0	0	0
539	Wood	2	128	458	1,048	0	0	0	47	0
	TOTALS	34,745	59,772	112,210	46,695	5,982	767	1,639	443	245

\*Formerly Belleville Area College

SOURCE OF DATA: Annual Enrollment & Completion Data (A1)

Illinois Community College Board  
 Table III-3  
 ANNUAL UNDUPLICATED ENROLLMENT BY ACADEMIC PROGRAM BY COLLEGE  
 FOR FISCAL YEAR 2000

Dist. No.	District/College	Ag Production, Gen 12.010301	Animal Production 12.010302	Crop Prod Op/Mgmt 12.010304	Ag/Food Prod Proc 12.010401	Ag Svcs/Sup. Gen 12.010501	Horsehandling/Care 12.010507	Horticulture, General 12.010601	Arboriculture 12.010602	Orn Horticulture 12.010603
503	Black Hawk	41	21	0	0	0	64	36	0	0
508	Chicago	(0)	(0)	(0)	(0)	(0)	(0)	(0)	(0)	(6)
	Daley	0	0	0	0	0	0	0	0	6
	Kennedy-King	0	0	0	0	0	0	0	0	0
	Malcolm X	0	0	0	0	0	0	0	0	0
	Olive-Harvey	0	0	0	0	0	0	0	0	0
	Truman	0	0	0	0	0	0	0	0	0
	Washington	0	0	0	0	0	0	1	0	0
	Wilbur Wright	0	0	0	0	0	0	0	0	0
507	Danville	0	0	0	0	0	0	0	0	10
502	DuPage	0	0	0	0	0	0	176	0	17
509	Elgin	0	0	0	0	0	0	0	0	0
512	Harper	0	0	0	0	0	0	33	0	39
540	Heartland	0	0	0	0	0	0	0	0	0
519	Highland	6	0	0	0	0	0	0	0	0
514	Illinois Central	0	0	0	0	0	0	155	0	0
529	Illinois Eastern	(16)	(0)	(0)	(0)	(0)	(0)	(37)	(0)	(0)
	Frontier	0	0	0	0	0	0	0	0	0
	Lincoln Trail	0	0	0	0	0	0	37	0	0
	Olney Central	0	0	0	0	0	0	0	0	0
	Wabash	16	0	0	0	0	0	0	0	0
513	Illinois Valley	0	0	0	0	0	0	0	0	0
525	Joliet	48	0	0	0	0	0	191	0	8
520	Kankakee	0	0	0	0	0	0	0	0	0
501	Kaskaskia	0	0	0	0	0	0	13	0	0
523	Kishwaukee	29	0	0	0	0	0	12	0	17
532	Lake County	0	0	0	0	0	0	1	5	32
517	Lake Land	44	3	1	0	0	0	60	0	0
536	Lewis & Clark	0	0	0	0	0	0	0	0	0
526	Lincoln Land	58	0	0	0	0	0	0	0	0
530	Logan	0	0	0	0	0	0	0	0	0
528	McHenry	0	0	0	0	0	0	55	0	5
524	Moraine Valley	0	0	0	0	0	0	0	0	0
527	Morton	0	0	0	0	0	0	0	0	0
535	Oakton	0	0	0	0	0	0	0	0	0
505	Parkland	0	31	0	0	0	0	0	0	0
515	Prairie State	0	0	0	0	0	0	0	0	0
521	Rend Lake	20	0	0	0	0	0	90	0	0
537	Richland	0	0	0	3	2	0	18	0	0
511	Rock Valley	0	0	0	0	0	0	0	0	0
518	Sandburg	30	0	0	0	0	0	0	0	0
506	Sauk Valley	0	0	0	0	0	0	0	0	0
531	Shawnee	2	0	0	0	0	0	0	0	0
510	South Suburban	0	0	0	0	0	18	0	0	0
533	Southeastern	1	0	0	0	0	0	7	11	0
522	Southwestern*	0	0	0	0	0	0	115	0	0
534	Spoon River	23	0	0	0	0	0	0	0	0
504	Triton	0	0	0	0	0	0	0	0	0
516	Waubonsee	0	0	0	0	0	0	0	0	0
539	Wood	2	12	0	0	0	0	3	0	0
	TOTALS	320	67	1	3	2	82	1,003	16	134

\*Formerly Belleville Area College

SOURCE OF DATA: Annual Enrollment & Completion Data (A1)

Illinois Community College Board  
 Table III-3  
 ANNUAL UNDUPLICATED ENROLLMENT BY ACADEMIC PROGRAM BY COLLEGE  
 FOR FISCAL YEAR 2000

Dist. No.	District/College	Grimse Oper/Mgmt 12 010604	Landscaping 12 010605	Nursery Oper/Mgmt 12 010606	Turf Management 12 010607	Parks/Grounds Mgmt 12 010610	Agbus/Ag Prod, Othr 12 019999	Ntrl Races Con, Gen 12 030101	Fstry Prod/Proc, Gen 12 030401	Wildlife Mgmt 12 030601
503	Black Hawk	0	0	0	0	0	178	0	0	0
508	Chicago	(0)	(0)	(0)	(0)	(0)	(0)	(0)	(0)	(0)
	Daley	0	0	0	0	0	0	0	0	0
	Kennedy-King	0	0	0	0	0	0	0	0	0
	Malcolm X	0	0	0	0	0	0	0	0	0
	Olive-Harvey	0	0	0	0	0	0	0	0	0
	Truman	0	0	0	0	0	0	0	0	0
	Washington	0	0	0	0	0	0	0	0	0
	Wilbur Wright	0	0	0	0	0	0	0	0	0
507	Danville	0	53	0	0	0	0	0	0	0
502	DuPage	11	44	10	8	0	0	0	0	0
509	Elgin	0	0	0	0	0	0	0	0	0
512	Harper	0	6	0	0	24	0	0	0	0
540	Heartland	0	0	0	0	0	0	0	0	0
519	Highland	0	0	0	0	0	0	0	0	0
514	Illinois Central	0	9	0	3	0	21	0	0	0
529	Illinois Eastern	(0)	(0)	(0)	(0)	(0)	(8)	(0)	(0)	(0)
	Frontier	0	0	0	0	0	0	0	0	0
	Lincoln Trail	0	0	0	0	0	0	0	0	0
	Oney Central	0	0	0	0	0	0	0	0	0
	Wabash	0	0	0	0	0	8	0	0	0
513	Illinois Valley	0	0	0	0	0	0	0	0	0
525	Joliet	2	5	4	5	0	7	0	0	0
520	Kankakee	0	0	0	0	0	1	0	0	0
501	Kaskaskia	0	0	0	0	0	6	0	0	0
523	Kishwaukee	12	46	2	23	0	18	0	0	0
532	Lake County	0	97	0	10	0	43	0	0	0
517	Lake Land	0	0	0	0	0	0	0	0	0
536	Lewis & Clark	0	0	0	24	0	46	0	0	0
526	Lincoln Land	0	13	0	0	0	0	0	0	0
530	Logan	0	0	0	0	0	0	0	0	0
528	McHenry	0	15	0	0	0	51	0	0	0
524	Moraine Valley	0	0	0	0	0	0	0	0	0
527	Morton	0	0	0	0	0	0	0	0	0
535	Oakton	0	0	0	0	0	0	0	0	0
505	Parkland	0	0	0	0	0	31	0	0	0
515	Prairie State	0	0	0	0	0	0	0	0	0
521	Rend Lake	0	0	0	0	0	8	0	0	0
537	Richland	0	0	0	0	0	4	0	0	0
511	Rock Valley	0	0	0	0	0	0	0	0	0
518	Sandburg	0	0	0	0	0	0	0	0	0
506	Sauk Valley	0	0	0	0	0	0	0	0	0
531	Shawnee	0	0	0	0	0	0	1	0	4
510	South Suburban	0	0	0	0	0	0	0	0	0
533	Southeastern	0	0	0	0	0	0	0	23	50
522	Southwestern*	0	0	0	0	0	9	0	0	0
534	Spoon River	0	0	0	0	0	1	0	0	0
504	Triton	29	57	0	0	0	43	0	0	0
516	Waubonsee	0	0	0	0	0	0	0	0	0
539	Wood	0	0	0	0	0	10	0	0	0
	TOTALS	54	345	16	73	24	485	1	23	54

\*Formerly Belleville Area College  
 SOURCE OF DATA: Annual Enrollment & Completion Data (A1)

Illinois Community College Board  
Table III-3  
ANNUAL UNDUPLICATED ENROLLMENT BY ACADEMIC PROGRAM BY COLLEGE  
FOR FISCAL YEAR 2000

Dist. No.	District/College	Fashion Merch 12 080102	Entrepreneurship 12 080301	Fin Svcs Mktg, Gen 12 080401	Food Prod Sales Op 12 080601	Industrial Marketing 12 080702	Retailing 12 080705	Gen Mktg/Sales 12 080706	Gen Mktg Op 12 080708	Distribution Op, Gen 12 080709
503	Black Hawk	1	0	0	0	0	86	0	0	0
508	Chicago	(0)	(0)	(0)	(0)	(0)	(0)	(35)	(0)	(0)
	Daley	0	0	0	0	0	0	9	0	0
	Kennedy-King	0	0	0	0	0	0	8	0	0
	Malcolm X	0	0	0	0	0	0	0	0	0
	Olive-Harvey	0	0	0	0	0	0	3	0	0
	Truman	0	0	0	0	0	0	2	0	0
	Washington	0	0	0	0	0	0	7	0	0
	Wilbur Wright	0	0	0	0	0	0	6	0	0
507	Danville	0	0	0	0	0	0	112	0	0
502	DuPage	74	9	0	3	0	0	184	0	39
509	Elgin	0	0	0	0	0	3	4	0	0
512	Harper	59	0	0	2	4	1	226	0	97
540	Heartland	0	0	0	0	0	0	0	0	0
519	Highland	0	0	0	0	0	0	5	0	0
514	Illinois Central	0	0	0	0	0	0	78	0	1
529	Illinois Eastern	(0)	(0)	(0)	(0)	(0)	(70)	(0)	(0)	(0)
	Frontier	0	0	0	0	0	3	0	0	0
	Lincoln Trail	0	0	0	0	0	0	0	0	0
	Olney Central	0	0	0	0	0	4	0	0	0
	Wabash	0	0	0	0	0	63	0	0	0
513	Illinois Valley	0	0	0	0	0	0	26	0	0
525	Joliet	36	0	0	0	0	6	75	0	0
520	Kankakee	0	0	0	0	0	0	0	0	0
501	Kaskaskia	1	0	0	0	0	3	0	0	0
523	Kishwaukee	0	0	0	0	0	0	0	0	0
532	Lake County	0	0	0	0	0	7	41	0	0
517	Lake Land	0	7	0	0	0	100	28	0	0
536	Lewis & Clark	0	0	0	0	0	0	2	0	0
526	Lincoln Land	0	0	0	0	0	0	12	0	0
530	Logan	17	0	0	0	0	3	57	0	0
528	McHenry	0	0	0	0	0	0	39	0	0
524	Moraine Valley	1	0	0	0	0	72	3	0	0
527	Morton	0	0	0	0	0	0	1	0	0
535	Oakton	0	0	0	0	0	10	16	6	49
505	Parkland	0	0	0	0	0	0	46	0	0
515	Prairie State	0	0	0	0	0	0	0	0	0
521	Rend Lake	0	0	0	0	0	0	0	0	0
537	Richland	0	0	0	0	0	0	0	0	0
511	Rock Valley	0	0	1	0	0	1	58	0	0
518	Sandburg	1	0	0	0	0	0	32	0	0
506	Sauk Valley	0	0	0	0	0	0	23	0	0
531	Shawnee	0	0	0	0	0	0	1	0	0
510	South Suburban	22	1	0	0	0	0	50	0	0
533	Southeastern	0	0	0	0	0	0	0	0	0
522	Southwestern*	0	0	0	0	0	1	58	1	0
534	Spoon River	0	0	0	0	0	0	0	0	0
504	Triton	5	0	19	0	0	0	86	0	43
516	Waubonsee	6	0	0	0	0	71	0	14	0
539	Wood	0	0	0	0	0	0	10	0	0
	TOTALS	223	17	20	5	4	434	1,308	21	229

\*Formerly Belleville Area College

SOURCE OF DATA: Annual Enrollment &amp; Completion Data (A1)

Illinois Community College Board  
Table III-3  
ANNUAL UNDUPLICATED ENROLLMENT BY ACADEMIC PROGRAM BY COLLEGE  
FOR FISCAL YEAR 2000

Dist. No.	District/College	Mkt-Rec Svcs 12 080903	Insurance Marketing 12 081001	Travel Svcs Mktg 12 081105	Mktg/Distrib, Other 12 089999	Print Journalism 12 090401	Radio/TV, Gen 12 090701	Ed Media Tech 12 100101	Radio/TV Prod 12 100104	Voc Media Enrollees 12 109999
503	Black Hawk	0	0	0	0	0	0	0	17	0
508	Chicago	(0)	(0)	(6)	(0)	(0)	(77)	(0)	(0)	(0)
	Daley	0	0	0	0	0	0	0	0	0
	Kennedy-King	0	0	0	0	0	77	0	0	0
	Malcolm X	0	0	0	0	0	0	0	0	0
	Olive-Harvey	0	0	0	0	0	0	0	0	0
	Truman	0	0	0	0	0	0	0	0	0
	Washington	0	0	6	0	0	0	0	0	0
	Wilbur Wright	0	0	0	0	0	0	0	0	0
507	Danville	0	0	0	11	0	0	0	0	0
502	DuPage	0	0	359	0	0	0	200	0	0
509	Elgin	0	0	108	5	0	0	0	0	0
512	Harper	0	9	0	0	85	0	0	0	0
540	Heartland	0	5	0	0	0	0	0	0	0
519	Highland	0	0	0	0	0	0	0	0	0
514	Illinois Central	0	0	0	151	0	0	0	0	0
529	Illinois Eastern	(0)	(0)	(0)	(0)	(0)	(0)	(0)	(26)	(0)
	Frontier	0	0	0	0	0	0	0	1	0
	Lincoln Trail	0	0	0	0	0	0	0	0	0
	Olney Central	0	0	0	0	0	0	0	0	0
	Wabash	0	0	0	0	0	0	0	25	0
513	Illinois Valley	0	0	0	3	0	0	0	0	0
525	Joliet	0	0	0	0	0	0	0	0	0
520	Kankakee	0	0	0	2	0	0	0	0	0
501	Kaskaskia	0	0	0	0	0	0	0	0	0
523	Kishwaukee	0	0	0	1	0	0	0	0	0
532	Lake County	0	0	0	4	0	0	0	0	16
517	Lake Land	0	0	0	0	0	43	0	0	0
536	Lewis & Clark	0	0	0	8	0	53	0	0	0
526	Lincoln Land	0	0	0	0	0	0	0	0	0
530	Logan	0	0	35	0	0	0	0	0	0
528	McHenry	0	0	0	102	0	0	0	0	0
524	Moraine Valley	22	0	162	0	0	0	0	0	20
527	Morton	0	0	0	0	0	0	0	0	0
535	Oakton	0	0	0	0	0	0	0	0	0
505	Parkland	0	0	30	7	0	39	0	7	11
515	Prairie State	0	0	0	0	0	0	0	0	0
521	Rend Lake	0	0	0	0	0	0	0	0	0
537	Richland	0	0	0	2	0	0	0	0	0
511	Rock Valley	0	0	0	0	0	0	0	0	0
518	Sandburg	0	0	0	0	0	0	0	0	0
506	Sauk Valley	0	0	0	0	0	0	0	0	0
531	Shawnee	0	0	0	0	0	0	0	0	0
510	South Suburban	0	0	0	0	0	0	0	0	0
533	Southeastern	0	0	0	0	0	0	0	0	0
522	Southwestern*	0	0	0	11	0	0	0	0	0
534	Spoon River	0	0	0	5	0	0	0	0	0
504	Triton	0	0	0	2	0	0	0	1	2
516	Waubonsee	0	0	28	0	0	0	0	0	0
539	Wood	0	0	0	0	0	0	0	19	0
	TOTALS	22	14	728	314	85	212	200	70	49

\*Formerly Belleville Area College

SOURCE OF DATA: Annual Enrollment & Completion Data (A1)

Illinois Community College Board  
Table III-3  
ANNUAL UNDUPLICATED ENROLLMENT BY ACADEMIC PROGRAM BY COLLEGE  
FOR FISCAL YEAR 2000

Dist. No.	District/College	Funeral Services 12 120301	Cosmetology 12 120403	Massage 12 120405	Make-Up Artist 12 120406	Baker/Pastry Chef 12 120501	Cul Arts/Chef/Trng 12 120503	Restaurant Op Mngr 12 120504	Cook/Asst Training 12 120505	Teacher Asst/Aide 12 131501
503	Black Hawk	0	0	0	0	0	15	24	0	0
508	Chicago	(49)	(418)	(0)	(10)	(13)	(199)	(2)	(0)	(96)
	Daley	0	0	0	0	0	0	0	0	0
	Kennedy-King	0	0	0	0	13	199	2	0	27
	Malcolm X	49	0	0	0	0	0	0	0	42
	Olive-Harvey	0	0	0	0	0	0	0	0	0
	Truman	0	418	0	10	0	0	0	0	0
	Washington	0	0	0	0	0	0	0	0	27
	Wilbur Wright	0	0	0	0	0	0	0	0	0
507	Danville	0	19	0	0	0	0	0	0	28
502	DuPage	0	0	2	0	6	123	123	0	0
509	Elgin	0	0	0	0	2	274	16	0	11
512	Harper	0	0	0	0	3	17	70	0	0
540	Heartland	0	0	0	0	0	0	0	0	0
519	Highland	0	44	0	0	0	0	0	0	0
514	Illinois Central	0	0	0	0	0	79	0	0	0
529	Illinois Eastern	(0)	(33)	(0)	(0)	(0)	(38)	(0)	(0)	(36)
	Frontier	0	0	0	0	0	1	0	0	25
	Lincoln Trail	0	1	0	0	0	37	0	0	7
	Olney Central	0	32	0	0	0	0	0	0	4
	Wabash	0	0	0	0	0	0	0	0	0
513	Illinois Valley	0	0	23	0	0	24	0	0	0
525	Joliet	0	0	0	0	0	219	41	0	19
520	Kankakee	0	0	0	0	0	0	0	0	38
501	Kaskaskia	0	75	0	0	0	8	0	0	27
523	Kishwaukee	0	0	42	0	0	0	0	0	0
532	Lake County	0	0	0	0	0	3	120	0	0
517	Lake Land	0	128	0	0	0	62	0	0	0
536	Lewis & Clark	0	0	0	0	0	0	28	0	49
526	Lincoln Land	0	0	0	0	0	0	11	0	47
530	Logan	0	112	0	0	0	0	0	0	19
528	McHenry	0	0	0	0	0	0	0	0	0
524	Moraine Valley	0	0	0	0	7	0	192	0	162
527	Morton	0	0	11	0	0	0	0	0	0
535	Oakton	0	0	0	0	0	0	34	0	0
505	Parkland	0	0	0	0	0	0	32	0	0
515	Prairie State	0	0	0	0	0	0	0	0	21
521	Rend Lake	0	0	0	0	0	115	0	0	0
537	Richland	0	0	0	0	0	0	20	11	0
511	Rock Valley	0	0	0	0	0	0	0	0	0
518	Sandburg	44	48	0	0	0	0	0	0	0
506	Sauk Valley	0	0	0	0	0	0	0	0	0
531	Shawnee	0	28	0	0	0	19	14	0	33
510	South Suburban	0	0	0	0	0	0	0	0	40
533	Southeastern	0	56	0	0	0	72	0	0	0
522	Southwestern*	0	70	72	0	0	8	97	0	0
534	Spoon River	0	0	0	0	0	0	0	0	0
504	Triton	0	0	0	0	0	111	36	0	5
516	Waubonsee	0	0	86	0	0	0	0	0	0
539	Wood	0	0	0	0	0	3	18	0	0
	TOTALS	93	1,031	236	10	31	1,389	878	11	631

\*Formerly Belleville Area College

Illinois Community College Board  
Table III-3  
ANNUAL UNDUPLICATED ENROLLMENT BY ACADEMIC PROGRAM BY COLLEGE  
FOR FISCAL YEAR 2000

Dist. No.	District/College	Civil Technology 12 150201	Computer Tech 12 150301	Electronic Tech 12 150303	Telecom Elec Tech 12 150310	Elec Eng Tech, Other 12 150399	Biomed Equip Tech 12 150401	Comp Srvc Tech 12 150402	Electronmech Tech 12 150403	Instr Tech 12 150404
503	Black Hawk	12	0	0	0	0	0	25	42	28
508	Chicago	(0)	(0)	(20)	(1)	(0)	(0)	(50)	(0)	(0)
	Daley	0	0	0	1	0	0	0	0	0
	Kennedy-King	0	0	0	0	0	0	0	0	0
	Malcolm X	0	0	0	0	0	0	0	0	0
	Olive-Harvey	0	0	0	0	0	0	50	0	0
	Truman	0	0	20	0	0	0	0	0	0
	Washington	0	0	0	0	0	0	0	0	0
	Wilbur Wright	0	0	0	0	0	0	0	0	0
507	Danville	0	0	0	0	0	0	0	0	0
502	DuPage	0	0	200	0	0	0	127	0	0
509	Elgin	0	0	81	0	0	0	0	0	0
512	Harper	0	0	164	0	0	0	4	9	0
540	Heartland	0	0	3	0	19	0	0	0	0
519	Highland	0	0	12	0	0	0	0	0	0
514	Illinois Central	0	0	198	0	0	0	0	0	0
529	Illinois Eastern	(0)	(0)	(32)	(120)	(0)	(0)	(0)	(0)	(0)
	Frontier	0	0	1	1	0	0	0	0	0
	Lincoln Trail	0	0	1	117	0	0	0	0	0
	Olney Central	0	0	0	2	0	0	0	0	0
	Wabash	0	0	30	0	0	0	0	0	0
513	Illinois Valley	0	0	38	0	0	0	0	0	0
525	Joliet	0	0	171	0	0	0	0	0	0
520	Kankakee	0	0	75	0	0	0	0	0	0
501	Kaskaskia	0	0	28	0	0	0	0	0	0
523	Kishwaukee	0	0	30	0	0	0	0	0	0
532	Lake County	22	0	153	0	0	0	0	6	0
517	Lake Land	116	8	56	21	0	0	0	24	0
536	Lewis & Clark	0	0	0	0	0	0	0	0	0
526	Lincoln Land	0	0	83	0	0	0	0	0	0
530	Logan	0	11	77	0	0	0	0	0	0
528	McHenry	0	0	102	0	0	0	0	0	0
524	Moraine Valley	0	33	31	0	0	0	0	0	87
527	Morton	0	0	0	1	0	0	1	0	0
535	Oakton	0	0	117	0	0	0	28	0	0
505	Parkland	0	0	46	0	0	10	39	0	0
515	Prairie State	0	0	68	0	0	0	0	0	0
521	Rend Lake	0	118	40	0	0	0	0	0	0
537	Richland	0	0	0	0	0	8	0	0	0
511	Rock Valley	0	0	162	0	0	0	0	0	0
518	Sandburg	0	0	54	0	0	0	0	0	0
506	Sauk Valley	0	0	53	0	0	0	0	0	0
531	Shawnee	0	0	24	0	0	0	0	0	0
510	South Suburban	0	0	78	0	0	13	0	0	0
533	Southeastern	0	0	0	0	0	0	0	0	0
522	Southwestern*	0	0	7	0	0	0	0	0	0
534	Spoon River	0	0	32	0	0	0	0	0	0
504	Triton	0	0	99	0	0	0	123	0	0
516	Waubonsee	0	0	51	0	0	0	0	0	0
539	Wood	0	0	27	0	0	0	0	0	0
	TOTALS	150	170	2,412	143	19	31	397	81	115

\*Formerly Belleville Area College

SOURCE OF DATA: Annual Enrollment &amp; Completion Data (A1)

Illinois Community College Board  
 Table III-3  
 ANNUAL UNDUPLICATED ENROLLMENT BY ACADEMIC PROGRAM BY COLLEGE  
 FOR FISCAL YEAR 2000

Dist. No.	District/College	Robotics Tech 12 150405	Fluid Power Tech 12 150410	Automid Manuf Tech 12 150411	Water/Wastewtr Tech 12 150506	Envir/Pollution Tech 12 150507	Industrial Tech 12 150603	Plastic Technology 12 150607	Metallurgy Tech 12 150611	Occ Safety/Health Tech 12 150701
503	Black Hawk	17	0	13	0	25	53	0	0	0
508	Chicago	(0)	(0)	(0)	(0)	(7)	(0)	(0)	(0)	(0)
	Daley	0	0	0	0	0	0	0	0	0
	Kennedy-King	0	0	0	0	0	0	0	0	0
	Malcolm X	0	0	0	0	0	0	0	0	0
	Olive-Harvey	0	0	0	0	0	0	0	0	0
	Truman	0	0	0	0	0	0	0	0	0
	Washington	0	0	0	0	0	0	0	0	0
	Wilbur Wright	0	0	0	0	7	0	0	0	0
507	Danville	0	0	0	0	0	74	0	0	0
502	DuPage	21	0	23	0	0	206	18	0	7
509	Elgin	0	0	19	0	0	0	72	59	0
512	Harper	0	0	23	0	0	2	0	0	0
540	Heartland	0	0	2	0	0	0	0	0	0
519	Highland	0	0	0	0	0	94	0	0	0
514	Illinois Central	50	0	1	8	0	91	0	0	0
529	Illinois Eastern	(0)	(0)	(0)	(0)	(0)	(12)	(0)	(2)	(0)
	Frontier	0	0	0	0	0	0	0	0	0
	Lincoln Trail	0	0	0	0	0	0	0	0	0
	Olney Central	0	0	0	0	0	0	0	1	0
	Wabash	0	0	0	0	0	12	0	1	0
513	Illinois Valley	0	0	18	0	0	0	5	0	0
525	Joliet	0	0	0	5	0	80	0	0	0
520	Kankakee	0	0	0	0	0	8	0	0	0
501	Kaskaskia	0	0	0	0	0	0	0	0	0
523	Kishwaukee	0	0	16	0	0	0	0	0	0
532	Lake County	0	0	13	18	0	0	0	0	0
517	Lake Land	0	0	0	3	0	0	0	0	0
536	Lewis & Clark	0	0	0	0	0	7	0	0	0
526	Lincoln Land	0	0	0	0	0	0	0	0	0
530	Logan	0	0	17	0	0	0	0	0	0
528	McHenry	0	0	0	0	0	0	12	0	0
524	Moraine Valley	0	0	20	0	0	0	0	2	0
527	Morton	0	0	0	0	0	0	0	0	0
535	Oakton	0	0	146	0	0	0	0	0	0
505	Parkland	0	0	0	0	0	56	0	0	0
515	Prairie State	0	0	0	0	0	30	0	0	0
521	Rend Lake	0	0	0	0	0	6	0	0	0
537	Richland	0	0	11	0	0	9	0	0	0
511	Rock Valley	0	4	0	0	0	99	0	0	3
518	Sandburg	0	0	0	0	0	17	0	0	0
506	Sauk Valley	0	0	0	0	0	8	0	0	0
531	Shawnee	0	0	0	0	0	0	0	0	0
510	South Suburban	0	0	7	0	0	0	0	0	0
533	Southeastern	0	0	0	0	0	0	0	0	0
522	Southwestern*	0	0	0	0	0	28	0	0	0
534	Spoon River	0	0	0	0	0	0	0	0	0
504	Triton	6	0	88	0	0	0	3	20	0
516	Waubonsee	16	0	8	5	0	0	0	0	0
539	Wood	0	0	0	0	0	0	0	0	0
	TOTALS	110	4	425	39	32	880	110	83	10

\*Formerly Belleville Area College

SOURCE OF DATA: Annual Enrollment & Completion Data (A1)



## Illinois Community College Board

Table III-3

ANNUAL UNDUPLICATED ENROLLMENT BY ACADEMIC PROGRAM BY COLLEGE  
FOR FISCAL YEAR 2000

Dist. No.	District/College	Quality Control Tech 12 150702	Mech Design Tech 12 150805	Comp-Aided Design 12 150810	Microprec Tech 12 150811	Coal Mining Tech 12 150901	Constr/Building Tech 12 151001	Eng Tech Enrollees 12 159999	Child Care/Develpmt 12 200202	Fash Design/Conord 12 200306
503	Black Hawk	0	5	14	0	0	0	0	148	0
508	Chicago	(0)	(0)	(31)	(0)	(0)	(0)	(44)	(1,466)	(0)
	Daley	0	0	12	0	0	0	19	126	0
	Kennedy-King	0	0	0	0	0	0	7	212	0
	Malcolm X	0	0	0	0	0	0	6	217	0
	Olive-Harvey	0	0	0	0	0	0	2	272	0
	Truman	0	0	0	0	0	0	1	165	0
	Washington	0	0	0	0	0	0	3	474	0
	Wilbur Wright	0	0	19	0	0	0	6	0	0
507	Danville	0	0	34	0	0	0	52	73	0
502	DuPage	0	0	74	0	0	0	203	276	118
509	Elgin	0	0	268	0	0	0	313	3	0
512	Harper	4	41	24	0	0	0	0	251	129
540	Heartland	1	0	25	0	0	0	0	65	0
519	Highland	0	0	1	0	0	0	0	77	0
514	Illinois Central	0	56	18	0	0	0	63	261	0
529	Illinois Eastern	(40)	(5)	(2)	(0)	(4)	(0)	(11,268)	(63)	(0)
	Frontier	30	0	0	0	0	0	113	3	0
	Lincoln Trail	10	4	0	0	0	0	18	0	0
	Olney Central	0	0	2	0	0	0	116	3	0
	Wabash	0	1	0	0	4	0	11,021	57	0
513	Illinois Valley	0	63	16	0	0	0	57	97	0
525	Joliet	0	109	0	0	0	0	1,255	145	0
520	Kankakee	0	0	80	0	0	0	131	111	0
501	Kaskaskia	0	0	2	0	0	0	476	111	0
523	Kishwaukee	6	0	56	0	0	0	26	50	0
532	Lake County	6	50	136	0	0	80	363	191	0
517	Lake Land	0	30	40	0	0	0	0	108	0
536	Lewis & Clark	0	0	98	0	0	0	240	120	0
526	Lincoln Land	0	0	0	0	0	0	0	119	0
530	Logan	0	0	47	0	0	0	231	124	0
528	McHenry	0	10	17	0	0	0	98	92	0
524	Moraine Valley	103	241	15	0	0	0	699	277	0
527	Morton	0	0	0	0	0	0	442	0	0
535	Oakton	0	70	74	0	0	0	0	508	0
505	Parkland	0	0	9	1	0	0	112	123	0
515	Prairie State	0	36	12	0	0	0	0	175	0
521	Rend Lake	0	0	10	0	0	0	29	101	0
537	Richland	1	0	0	0	0	0	51	150	0
511	Rock Valley	55	0	145	0	0	0	0	150	0
518	Sandburg	0	16	9	0	0	0	0	111	0
506	Sauk Valley	5	20	15	0	0	0	0	54	0
531	Shawnee	0	0	0	0	0	0	0	75	0
510	South Suburban	0	0	67	0	0	0	1	190	0
533	Southeastern	0	0	0	0	0	0	0	77	0
522	Southwestern*	0	0	0	0	0	0	211	270	0
534	Spoon River	0	0	0	0	0	0	31	0	0
504	Triton	15	39	105	0	0	0	219	320	0
516	Waubonsee	20	0	53	0	0	0	169	114	0
539	Wood	0	0	53	0	0	0	1	118	0
	TOTALS	256	791	1,550	1	4	80	16,785	6,764	247

\*Formerly Belleville Area College

SOURCE OF DATA: Annual Enrollment &amp; Completion Data (A1)

Illinois Community College Board  
Table III-3  
ANNUAL UNDUPLICATED ENROLLMENT BY ACADEMIC PROGRAM BY COLLEGE  
FOR FISCAL YEAR 2000

Dist. No.	District/College	Food Prod Mgmt. Gen 12 200401	Dietetic Aide/Asst 12 200404	Furn/Eqpt Inst, Othr 12 200501	Elder Care Prov/Comp 12 200602	Custodial Services 12 200604	Inst Svcs Enrollees 12 209999	Legal Assisting 12 220103	Tech/Bus Writing 12 231101	Library Assisting 12 250301
503	Black Hawk	0	0	18	0	2	0	72	1	15
508	Chicago	(1,071)	(37)	(0)	(0)	(0)	(2)	(0)	(0)	(3)
	Daley	0	0	0	0	0	0	0	0	0
	Kennedy-King	25	0	0	0	0	0	0	0	0
	Malcolm X	57	37	0	0	0	0	0	0	0
	Olive-Harvey	0	0	0	0	0	0	0	0	0
	Truman	0	0	0	0	0	0	0	0	0
	Washington	989	0	0	0	0	0	0	0	0
	Wilbur Wright	0	0	0	0	0	2	0	0	3
507	Danville	0	0	0	0	0	0	0	0	0
502	DuPage	0	0	255	4	0	0	0	0	227
509	Elgin	0	0	0	2	0	50	159	0	0
512	Harper	0	72	230	0	0	0	259	0	0
540	Heartland	0	0	0	0	0	0	0	0	0
519	Highland	0	0	0	0	0	0	0	0	0
514	Illinois Central	0	7	39	0	42	9	155	0	20
529	Illinois Eastern	(0)	(0)	(0)	(0)	(32)	(69)	(0)	(0)	(0)
	Frontier	0	0	0	0	0	0	0	0	0
	Lincoln Trail	0	0	0	0	32	69	0	0	0
	Olney Central	0	0	0	0	0	0	0	0	0
	Wabash	0	0	0	0	0	0	0	0	0
513	Illinois Valley	0	0	0	0	5	134	0	0	0
525	Joliet	0	0	72	0	0	1	0	0	0
520	Kankakee	0	0	0	0	0	0	0	0	0
501	Kaskaskia	0	0	0	0	14	3	0	0	0
523	Kishwaukee	0	0	0	0	0	1	0	0	0
532	Lake County	0	0	0	0	0	0	0	149	29
517	Lake Land	0	0	0	0	198	0	0	0	0
536	Lewis & Clark	0	0	0	0	0	129	0	0	20
526	Lincoln Land	0	6	0	0	0	0	0	0	0
530	Logan	0	0	0	0	0	0	0	0	0
528	McHenry	0	0	0	0	0	34	0	0	0
524	Moraine Valley	0	0	0	0	0	0	0	0	0
527	Morton	0	0	0	0	0	0	0	0	0
535	Oakton	0	0	0	0	0	0	0	0	0
505	Parkland	0	0	0	0	0	44	0	0	0
515	Prairie State	0	0	88	0	0	0	0	0	0
521	Rend Lake	0	0	0	0	43	170	0	0	0
537	Richland	0	0	0	0	0	2	0	0	0
511	Rock Valley	0	0	0	0	0	0	0	1	1
518	Sandburg	0	0	0	0	14	0	0	0	0
506	Sauk Valley	0	0	0	0	0	0	0	0	0
531	Shawnee	0	0	0	0	0	0	0	0	0
510	South Suburban	0	0	0	0	0	0	190	0	0
533	Southeastern	0	0	0	0	97	0	0	0	0
522	Southwestern*	171	0	0	0	0	124	264	0	0
534	Spoon River	0	0	0	0	0	0	0	0	0
504	Triton	0	0	35	0	0	103	0	0	0
516	Waubonsee	0	0	0	0	0	0	0	0	0
539	Wood	0	0	0	0	0	3	0	0	0
	TOTALS	1,242	131	737	6	447	878	1,099	151	315

\*Formerly Belleville Area College

SOURCE OF DATA: Annual Enrollment & Completion Data (A1)

Illinois Community College Board  
Table III-3  
ANNUAL UNDUPLICATED ENROLLMENT BY ACADEMIC PROGRAM BY COLLEGE  
FOR FISCAL YEAR 2000

Dist. No.	District/College	Library Enrollees 12 259999	Leisure Facility Mgmt 12 310301	Ilhth/Phys Ed/Fitness 12 310501	Biological Technology 12 410101	Nuclear Power Tech 12 410205	Chem Technology 12 410301	Sci Tech Enrollees 12 419999	Corrections 12 430102	Law Enrl/Police Sci 12 430107	Security Svcs (Priv) 12 430109
503	Black Hawk	0	0	0	0	0	0	0	0	101	0
508	Chicago	(0)	(2)	(0)	(12)	(0)	(2)	(0)	(10)	(1,377)	(6)
	Daley	0	0	0	0	0	0	0	0	257	2
	Kennedy-King	0	1	0	0	0	0	0	0	0	0
	Malcolm X	0	0	0	0	0	0	0	0	0	0
	Olive-Harvey	0	0	0	0	0	0	0	0	0	0
	Truman	0	0	0	12	0	2	0	0	39	0
	Washington	0	1	0	0	0	0	0	10	1,037	4
	Wilbur Wright	0	0	0	0	0	0	0	0	44	0
507	Danville	0	0	0	0	0	0	0	0	85	0
502	DuPage	0	6	0	0	0	0	0	0	241	0
509	Elgin	0	0	0	0	0	0	0	0	51	0
512	Harper	0	0	0	0	0	0	0	0	283	4
540	Heartland	0	0	0	0	0	0	0	0	0	0
519	Highland	0	0	0	0	0	0	0	0	0	0
514	Illinois Central	12	0	0	0	0	0	0	0	308	2
529	Illinois Eastern	(0)	(0)	(0)	(0)	(0)	(0)	(0)	(0)	(74)	(0)
	Frontier	0	0	0	0	0	0	0	0	2	0
	Lincoln Trail	0	0	0	0	0	0	0	0	17	0
	Olney Central	0	0	0	0	0	0	0	0	55	0
	Wabash	0	0	0	0	0	0	0	0	0	0
513	Illinois Valley	0	0	0	0	0	0	23	0	61	0
525	Joliet	0	0	0	0	11	0	0	77	101	0
520	Kankakee	0	0	0	0	0	0	0	0	129	0
501	Kaskaskia	0	0	0	0	0	0	0	0	114	0
523	Kishwaukee	0	0	0	0	0	0	0	0	41	0
532	Lake County	8	0	0	0	0	12	0	2	191	0
517	Lake Land	0	0	0	0	0	0	0	10	54	0
536	Lewis & Clark	0	0	0	0	0	0	0	0	96	0
526	Lincoln Land	0	0	0	0	0	0	0	1	421	8
530	Logan	0	0	0	0	0	0	0	0	327	0
528	McHenry	0	0	17	0	0	0	0	0	60	0
524	Moraine Valley	0	47	0	0	0	0	0	0	969	115
527	Morton	0	0	0	0	0	0	0	0	22	0
535	Oakton	0	0	0	0	0	0	0	0	216	0
505	Parkland	0	0	0	0	0	0	0	0	130	0
515	Prairie State	0	0	0	0	0	0	0	0	92	0
521	Rend Lake	0	0	0	0	0	0	0	0	71	0
537	Richland	0	0	0	0	0	0	0	0	71	0
511	Rock Valley	0	0	0	0	0	0	0	0	124	0
518	Sandburg	0	0	0	0	0	0	0	0	32	0
506	Sauk Valley	0	0	0	0	0	0	0	29	45	0
531	Shawnee	0	0	0	0	0	0	0	0	37	9
510	South Suburban	0	0	0	0	0	0	0	0	429	0
533	Southeastern	0	0	0	0	0	0	0	16	38	0
522	Southwestern*	0	0	0	0	0	25	0	0	476	2
534	Spoon River	0	0	0	0	0	0	0	0	4	0
504	Triton	0	7	0	0	0	0	0	11	481	1
516	Waubensee	0	0	0	0	0	0	0	0	120	0
539	Wood	0	0	0	0	0	0	0	0	6	0
	TOTALS	20	62	17	12	11	39	23	156	7,478	147

\*Formerly Belleville Area College

SOURCE OF DATA: Annual Enrollment & Completion Data (A1)

Illinois Community College Board  
Table III-3  
ANNUAL UNDUPLICATED ENROLLMENT BY ACADEMIC PROGRAM BY COLLEGE  
FOR FISCAL YEAR 2000

Dist. No.	District/College	Crim Just/Corr. Othr 12 430199	Fire Cont/Stdy Tech 12 430201	Fire Officer 12 430202	Firefighting 12 430203	Prot Svcs Enrollees 12 439999	Public Admin 12440401	Social Work/ Svcs 12 440701	Pblc/Soc Svcs Enrollees 12 449999	Mason and Tilesetter 12 440101
503	Black Hawk	0	0	21	0	0	0	0	0	0
508	Chicago	(0)	(209)	(0)	(0)	(0)	(0)	(54)	(0)	(106)
	Daley	0	0	0	0	0	0	0	0	0
	Kennedy-King	0	0	0	0	0	0	37	0	106
	Malcolm X	0	0	0	0	0	0	0	0	0
	Olive-Harvey	0	0	0	0	0	0	0	0	0
	Truman	0	0	0	0	0	0	0	0	0
	Washington	0	209	0	0	0	0	15	0	0
	Wilbur Wright	0	0	0	0	0	0	2	0	0
507	Danville	0	0	0	0	0	0	25	12	0
502	DuPage	0	190	5	36	0	0	184	0	0
509	Elgin	3	211	0	0	0	0	449	0	0
512	Harper	0	96	0	0	0	0	0	0	0
540	Heartland	0	0	0	0	0	0	0	0	0
519	Highland	0	0	0	0	0	0	0	0	0
514	Illinois Central	0	166	0	0	68	0	0	16	0
529	Illinois Eastern	(0)	(0)	(0)	(56)	(0)	(0)	(62)	(8)	(0)
	Frontier	0	0	0	56	0	0	5	0	0
	Lincoln Trail	0	0	0	0	0	0	0	0	0
	Olney Central	0	0	0	0	0	0	11	0	0
	Wabash	0	0	0	0	0	0	46	8	0
513	Illinois Valley	0	1	0	0	2	0	0	112	0
525	Joliet	0	136	2	3	0	0	0	0	0
520	Kankakee	0	2	0	0	0	0	0	31	0
501	Kaskaskia	0	0	0	0	0	0	0	80	0
523	Kishwaukee	0	7	0	0	0	0	0	0	0
532	Lake County	0	90	0	0	52	0	22	3,221	0
517	Lake Land	0	0	0	0	0	0	121	0	0
536	Lewis & Clark	0	61	0	0	0	0	0	240	0
526	Lincoln Land	0	38	0	8	0	1	0	0	0
530	Logan	0	0	0	0	0	0	0	107	0
528	McHenry	0	0	0	115	48	0	0	3	0
524	Moraine Valley	0	63	4	38	0	0	0	2,888	0
527	Morton	0	0	0	0	0	0	0	0	0
535	Oakton	0	139	0	0	0	0	63	0	0
505	Parkland	0	56	0	0	23	0	90	1	0
515	Prairie State	0	50	0	0	0	0	0	0	0
521	Rend Lake	0	0	7	1	14	0	0	19	0
537	Richland	0	71	0	0	0	0	0	6	0
511	Rock Valley	0	0	39	0	0	0	146	0	2
518	Sandburg	0	0	0	0	0	0	41	0	0
506	Sauk Valley	0	0	0	0	0	0	29	0	0
531	Shawnee	0	11	0	0	0	0	40	76	0
510	South Suburban	0	41	0	0	0	0	167	5	0
533	Southeastern	0	0	0	15	0	0	0	0	0
522	Southwestern*	0	132	0	174	0	0	0	8	41
534	Spoon River	0	0	0	2	0	0	0	0	0
504	Triton	0	126	0	0	61	0	0	1	0
516	Waubonsee	0	61	0	16	0	0	28	11	0
539	Wood	0	47	0	5	0	0	0	8	0
	TOTALS	3	2,004	78	469	268	1	1,521	6,853	149

\*Formerly Belleville Area College

SOURCE OF DATA: Annual Enrollment & Completion Data (A1)

Illinois Community College Board  
Table III-3  
ANNUAL UNDUPLICATED ENROLLMENT BY ACADEMIC PROGRAM BY COLLEGE  
FOR FISCAL YEAR 2000

Dist. No.	District/College	Carpentry 12 460201	Electrician 12 460302	Bldg/Property Maint 12 460401	Constr/Cement Mason 12 460402	Constr Inspection 12 460403	Painter & Wallcoverer 12 460408	Plumber & Pipefitter 12 460501	Construction Trades 12 461000	Const Trades Enrollees 12 461999
503	Black Hawk	1	1	0	0	0	0	0	10	0
508	Chicago	(63)	(0)	(21)	(0)	(0)	(0)	(0)	(0)	(0)
	Daley	0	0	21	0	0	0	0	0	0
	Kennedy-King	63	0	0	0	0	0	0	0	0
	Malcolm X	0	0	0	0	0	0	0	0	0
	Olive-Harvey	0	0	0	0	0	0	0	0	0
	Truman	0	0	0	0	0	0	0	0	0
	Washington	0	0	0	0	0	0	0	0	0
	Wilbur Wright	0	0	0	0	0	0	0	0	0
507	Danville	0	0	0	0	0	0	0	0	0
502	DuPage	0	0	50	0	0	0	0	0	0
509	Elgin	0	0	0	0	0	0	0	0	0
512	Harper	0	0	0	0	44	0	0	0	0
540	Heartland	0	0	0	0	0	0	0	0	0
519	Highland	0	0	0	0	0	0	0	0	0
514	Illinois Central	0	0	0	0	0	0	0	124	0
529	Illinois Eastern	(0)	(0)	(0)	(0)	(0)	(0)	(0)	(0)	(0)
	Frontier	0	0	0	0	0	0	0	0	0
	Lincoln Trail	0	0	0	0	0	0	0	0	0
	Olney Central	0	0	0	0	0	0	0	0	0
	Wabash	0	0	0	0	0	0	0	0	0
513	Illinois Valley	0	355	0	0	0	0	0	0	0
525	Joliet	0	5	0	0	0	0	0	95	0
520	Kankakee	0	0	0	0	0	0	0	1	0
501	Kaskaskia	0	0	0	0	0	0	0	9	0
523	Kishwaukee	0	2	5	0	0	0	0	0	0
532	Lake County	0	0	0	0	0	0	0	0	0
517	Lake Land	0	0	61	0	0	0	0	184	0
536	Lewis & Clark	0	31	0	0	0	0	0	0	0
526	Lincoln Land	0	0	0	0	0	0	0	22	0
530	Logan	61	0	0	0	0	0	0	0	0
528	McHenry	0	0	0	0	0	0	0	0	0
524	Moraine Valley	0	0	0	0	0	0	0	0	0
527	Morton	0	0	0	0	0	0	0	0	0
535	Oakton	0	0	34	0	0	0	0	41	0
505	Parkland	0	0	19	0	0	0	0	87	10
515	Prairie State	0	230	0	0	0	0	0	0	0
521	Rend Lake	0	0	1	0	0	0	0	95	2
537	Richland	0	0	0	0	0	0	0	0	0
511	Rock Valley	1	63	0	0	0	0	0	73	0
518	Sandburg	0	0	0	0	0	0	0	0	0
506	Sauk Valley	0	0	5	0	0	0	0	0	0
531	Shawnee	0	0	3	0	0	0	0	0	0
510	South Suburban	0	0	0	0	10	0	0	110	27
533	Southeastern	0	0	1	0	0	0	0	110	0
522	Southwestern*	250	197	0	42	0	29	80	73	0
534	Spoon River	0	0	0	0	0	0	0	0	0
504	Triton	0	34	0	0	0	0	0	124	21
516	Waubonsee	0	80	0	0	0	0	0	0	0
539	Wood	0	35	0	0	0	0	0	0	0
	TOTALS	376	1,033	200	42	54	29	80	1,158	60

\*Formerly Belleville Area College

SOURCE OF DATA: Annual Enrollment & Completion Data (A1)

Illinois Community College Board  
 Table III-3  
 ANNUAL UNDUPLICATED ENROLLMENT BY ACADEMIC PROGRAM BY COLLEGE  
 FOR FISCAL YEAR 2000

Dist. No.	District/College	Elec Equip Rpr, Gen 12 470101	Comm Elec 12 470103	Comp Elec Maint/Rpr 12 470104	Industrial Electronics 12 470105	Major Appl Repair 12 470106	Htg/AC/Refrig Mech 12 470201	Hvy Equip Maint/Rpr 12 470302	Ind Equip Maint/Rpr 12 470303	Weld/Clock/Jwtry Rpr 12 470408
503	Black Hawk	0	0	0	0	0	28	0	1	0
508	Chicago	(25)	(0)	(12)	(6)	(21)	(71)	(0)	(211)	(0)
	Daley	0	0	5	6	0	0	0	169	0
	Kennedy-King	25	0	0	0	0	71	0	0	0
	Malcolm X	0	0	0	0	0	0	0	0	0
	Olive-Harvey	0	0	7	0	0	0	0	0	0
	Truman	0	0	0	0	21	0	0	0	0
	Washington	0	0	0	0	0	0	0	0	0
	Wilbur Wright	0	0	0	0	0	0	0	42	0
507	Danville	0	0	0	55	0	0	0	52	0
502	DuPage	0	0	0	94	0	262	0	0	0
509	Elgin	0	0	0	2	0	129	0	0	0
512	Harper	10	0	8	0	0	84	0	0	0
540	Heartland	0	0	0	0	0	17	0	6	0
519	Highland	0	0	5	0	0	0	0	0	0
514	Illinois Central	0	11	10	6	0	60	0	8	0
529	Illinois Eastern	(0)	(2)	(55)	(0)	(0)	(34)	(0)	(80)	(0)
	Frontier	0	0	16	0	0	0	0	2	0
	Lincoln Trail	0	1	0	0	0	34	0	4	0
	Olney Central	0	0	23	0	0	0	0	73	0
	Wabash	0	1	16	0	0	0	0	1	0
513	Illinois Valley	0	0	0	0	0	0	0	13	0
525	Joliet	0	0	0	232	0	42	63	0	0
520	Kankakee	0	0	0	63	0	42	0	35	0
501	Kaskaskia	0	0	0	0	0	0	0	76	0
523	Kishwaukee	0	0	0	0	0	0	0	0	0
532	Lake County	0	0	21	14	0	123	0	54	0
517	Lake Land	0	14	0	0	0	57	0	0	0
536	Lewis & Clark	0	0	4	19	0	0	0	5	0
526	Lincoln Land	0	0	0	23	0	47	0	0	0
530	Logan	0	0	16	0	0	52	0	21	0
528	McHenry	0	0	0	0	0	0	0	0	0
524	Moraine Valley	0	0	0	0	0	123	0	20	0
527	Morton	0	0	0	0	0	3	0	0	0
535	Oakton	0	1	0	0	0	61	0	3	0
505	Parkland	0	0	0	13	0	0	0	0	0
515	Prairie State	0	0	6	0	0	71	0	26	0
521	Rend Lake	0	0	0	0	0	47	1	38	0
537	Richland	0	0	0	105	0	40	0	23	0
511	Rock Valley	0	0	83	0	0	0	0	0	0
518	Sandburg	0	0	0	0	0	0	0	0	0
506	Sauk Valley	0	5	1	35	0	35	0	0	0
531	Shawnee	0	0	0	4	0	0	0	0	0
510	South Suburban	0	0	0	0	0	0	0	0	0
533	Southeastern	0	0	101	3	0	45	0	28	0
522	Southwestern*	0	50	46	77	25	242	0	0	0
534	Spoon River	0	0	0	0	0	0	0	0	0
504	Triton	0	0	28	0	0	261	0	20	0
516	Waubonsee	0	0	2	0	0	107	0	26	0
539	Wood	0	0	0	4	0	1	0	0	1
	TOTALS	35	83	398	755	46	2,084	64	746	1

\*Formerly Belleville Area College

SOURCE OF DATA: Annual Enrollment & Completion Data (A1)

Illinois Community College Board  
 Table III-3  
 ANNUAL UNDUPLICATED ENROLLMENT BY ACADEMIC PROGRAM BY COLLEGE  
 FOR FISCAL YEAR 2000

Dist. No.	District/College	Statry Energy Sics Inst/Op 12 470501	Auto Body Repair 12 470603	Auto Mechanics 12 470604	Diesel/Truck Mech 12 470605	Small Engine Repair 12 470606	Aviation Maint Tech 12 470609	Mech/Repair Enrollles 12 479909	Architectl Drafting 12 480102	Elec Drafting 12 480104
503	Black Hawk	0	5	81	18	0	0	0	0	0
508	Chicago	(0)	(5)	(271)	(0)	(0)	(4)	(0)	(39)	(0)
	Daley	0	0	0	0	0	4	0	3	0
	Kennedy-King	0	3	127	0	0	0	0	0	0
	Malcolm X	0	0	0	0	0	0	0	0	0
	Olive-Harvey	0	0	0	0	0	0	0	21	0
	Truman	0	2	144	0	0	0	0	0	0
	Washington	0	0	0	0	0	0	0	7	0
	Wilbur Wright	0	0	0	0	0	0	0	8	0
507	Danville	0	0	26	0	0	0	0	0	0
502	DuPage	0	0	292	0	0	0	0	268	0
509	Elgin	0	0	129	0	0	0	0	0	0
512	Harper	0	0	0	0	1	0	0	129	0
540	Heartland	0	0	0	0	0	0	0	0	0
519	Highland	0	15	46	0	0	0	0	0	0
514	Illinois Central	0	0	163	30	0	0	1	9	0
529	Illinois Eastern	(0)	(17)	(25)	(37)	(0)	(0)	(0)	(18)	(0)
	Frontier	0	0	1	0	0	0	0	0	0
	Lincoln Trail	0	0	0	0	0	0	0	18	0
	Olney Central	0	17	24	0	0	0	0	0	0
	Wabash	0	0	0	37	0	0	0	0	0
513	Illinois Valley	0	0	63	0	1	0	5	0	0
525	Joliet	0	0	120	0	0	0	0	0	0
520	Kankakee	0	0	47	0	0	0	0	0	0
501	Kaskaskia	0	17	23	0	0	0	0	34	0
523	Kishwaukee	0	12	33	0	0	0	7	0	0
532	Lake County	0	25	128	0	0	0	58	72	1
517	Lake Land	0	99	172	3	53	0	0	34	0
536	Lewis & Clark	0	0	78	0	0	0	0	0	0
526	Lincoln Land	0	54	43	0	0	17	0	62	0
530	Logan	0	37	55	0	0	0	0	0	0
528	McHenry	0	0	61	0	0	0	24	0	0
524	Moraine Valley	0	0	135	0	0	0	0	0	0
527	Morton	0	0	5	0	0	0	0	0	0
535	Oakton	0	0	101	0	0	0	0	77	0
505	Parkland	0	21	90	0	0	0	68	0	0
515	Prairie State	0	7	98	0	0	0	0	0	0
521	Rend Lake	0	11	112	0	0	0	20	48	0
537	Richland	0	0	34	0	0	0	0	0	0
511	Rock Valley	0	0	63	0	0	77	0	0	0
518	Sandburg	0	19	31	13	0	0	0	0	0
506	Sauk Valley	0	0	0	0	0	0	0	0	0
531	Shawnee	0	0	30	0	0	0	0	1	0
510	South Suburban	0	0	0	0	0	0	0	17	0
533	Southeastern	0	30	117	73	0	0	0	0	0
522	Southwestern*	16	5	0	0	0	77	0	0	0
534	Spoon River	0	0	21	0	0	0	0	0	0
504	Triton	58	0	355	9	0	0	255	50	0
516	Waubonsee	0	37	47	0	0	0	0	5	0
539	Wood	0	0	1	0	0	0	0	0	0
	TOTALS	74	416	3,096	183	55	175	438	863	1

\*Formerly Belleville Area College

SOURCE OF DATA: Annual Enrollment & Completion Data (A1)

Illinois Community College Board  
Table III-3  
ANNUAL UNDUPLICATED ENROLLMENT BY ACADEMIC PROGRAM BY COLLEGE  
FOR FISCAL YEAR 2000

Dist. No.	District/College	Mechanical Drafting 12 480105	Cipric/Prng Equip Op. Gen 12 480201	Typstg/Mk-up/Comp 12 480205	L.rith/Photo/Platemkg 12 480206	Print Press Op 12 480208	Dsktp Pub Equip Op 12 480212	Machine Tech 12 480501	Ind Blacksmithing 12 480502	Mach Tool Op/Shop 12 480503
503	Black Hawk	2	0	0	0	0	0	0	0	12
508	Chicago	(61)	(0)	(0)	(52)	(0)	(0)	(0)	(0)	(122)
	Daley	1	0	0	0	0	0	0	0	100
	Kennedy-King	0	0	0	52	0	0	0	0	7
	Malcolm X	0	0	0	0	0	0	0	0	0
	Olive-Harvey	0	0	0	0	0	0	0	0	0
	Truman	25	0	0	0	0	0	0	0	0
	Washington	0	0	0	0	0	0	0	0	0
	Wilbur Wright	35	0	0	0	0	0	0	0	15
507	Danville	1	0	0	0	0	0	0	0	6
502	DuPage	0	0	2	105	25	253	0	0	0
509	Elgin	0	0	0	0	0	1	0	0	62
512	Harper	3	0	0	0	0	0	0	0	18
540	Heartland	0	0	0	0	0	0	0	0	0
519	Highland	0	0	0	0	0	4	0	0	0
514	Illinois Central	0	0	0	53	0	8	0	0	11
529	Illinois Eastern	(0)	(0)	(0)	(0)	(0)	(0)	(0)	(0)	(27)
	Frontier	0	0	0	0	0	0	0	0	0
	Lincoln Trail	0	0	0	0	0	0	0	0	0
	Olney Central	0	0	0	0	0	0	0	0	0
	Wabash	0	0	0	0	0	0	0	0	27
513	Illinois Valley	0	0	0	0	0	12	0	0	13
525	Joliet	0	0	0	0	0	3	0	0	0
520	Kankakee	0	0	0	0	0	0	0	0	3
501	Kaskaskia	6	0	0	0	0	0	0	0	0
523	Kishwaukee	0	0	0	0	0	0	0	0	8
532	Lake County	15	0	0	0	0	5	0	0	56
517	Lake Land	2	10	0	0	0	38	0	0	0
536	Lewis & Clark	0	0	0	0	0	5	0	0	90
526	Lincoln Land	0	0	0	0	0	0	0	0	0
530	Logan	0	0	0	0	0	0	0	0	4
528	McHenry	0	0	0	0	0	0	0	0	45
524	Moraine Valley	27	0	0	0	0	8	0	0	81
527	Morton	4	0	0	0	0	0	0	0	0
535	Oakton	0	0	0	0	0	74	0	0	157
505	Parkland	12	0	0	0	0	72	0	0	0
515	Prairie State	16	0	0	0	0	12	0	0	87
521	Rend Lake	0	0	0	0	0	0	0	0	0
537	Richland	60	0	0	0	0	0	0	0	28
511	Rock Valley	0	0	0	0	0	0	35	0	0
518	Sandburg	0	0	0	0	0	35	0	0	6
506	Sauk Valley	1	0	0	0	0	0	0	0	9
531	Shawnee	0	0	0	0	0	0	0	0	0
510	South Suburban	9	0	0	37	0	3	0	0	24
533	Southeastern	0	0	0	0	0	0	0	0	0
522	Southwestern*	127	0	0	0	0	54	98	1	613
534	Spoon River	0	0	0	0	0	0	0	0	0
504	Triton	4	0	3	172	0	16	0	0	34
516	Waubonsee	0	0	0	0	0	0	0	0	38
539	Wood	0	0	0	0	0	0	3	0	0
	TOTALS	350	10	5	419	25	603	136	1	1,554

\*Formerly Belleville Area College

SOURCE OF DATA: Annual Enrollment & Completion Data (A1)



Illinois Community College Board  
 Table III-3  
 ANNUAL UNDUPLICATED ENROLLMENT BY ACADEMIC PROGRAM BY COLLEGE  
 FOR FISCAL YEAR 2000

Dist. No.	District/College	Patternmaker 12 480505	Sheet Metal 12 480506	Tool & Die Making 12 480507	Weld/Brzg/Soldrg 12 480508	Prec Metal Wrkrs 12 480509	Prec Prod Trades, Othr 12 480509	Airplane Piloting 12 490102	Aviation Mgmt 12 490104	Aircraft Pilot (Priv) 12 490107
503	Black Hawk	1	3	9	49	0	0	0	0	0
508	Chicago	(0)	(0)	(0)	(18)	(0)	(0)	(0)	(0)	(0)
	Daley	0	0	0	0	0	0	0	0	0
	Kennedy-King	0	0	0	18	0	0	0	0	0
	Malcolm X	0	0	0	0	0	0	0	0	0
	Olive-Harvey	0	0	0	0	0	0	0	0	0
	Truman	0	0	0	0	0	0	0	0	0
	Washington	0	0	0	0	0	0	0	0	0
	Wilbur Wright	0	0	0	0	0	0	0	0	0
507	Danville	0	0	0	18	0	0	0	0	0
502	DuPage	0	0	9	41	0	0	0	0	0
509	Elgin	0	0	5	28	0	0	0	0	0
512	Harper	0	0	0	0	0	0	0	0	0
540	Heartland	0	0	0	2	0	0	0	0	0
519	Highland	0	0	0	0	0	0	0	0	0
514	Illinois Central	0	0	0	73	0	163	0	0	0
529	Illinois Eastern	(0)	(0)	(0)	(15)	(0)	(0)	(6)	(0)	(0)
	Frontier	0	0	0	1	0	0	6	0	0
	Lincoln Trail	0	0	0	0	0	0	0	0	0
	Olney Central	0	0	0	14	0	0	0	0	0
	Wabash	0	0	0	0	0	0	0	0	0
513	Illinois Valley	0	0	4	0	0	60	0	0	0
525	Joliet	0	0	0	52	0	0	0	0	0
520	Kankakee	0	0	21	44	0	0	0	0	0
501	Kaskaskia	0	0	0	18	0	0	0	0	0
523	Kishwaukee	0	0	12	8	0	75	0	0	0
532	Lake County	0	0	2	42	0	51	0	0	0
517	Lake Land	0	0	0	41	0	0	0	0	0
536	Lewis & Clark	0	0	0	0	0	0	0	0	0
526	Lincoln Land	0	0	0	47	0	0	12	14	0
530	Logan	0	0	9	0	0	0	0	0	0
528	McHenry	0	0	0	0	0	21	0	0	0
524	Moraine Valley	0	0	0	109	0	0	0	0	0
527	Morton	0	0	0	0	0	0	0	0	0
535	Oakton	0	0	0	0	0	0	0	0	0
505	Parkland	0	0	0	0	0	61	0	0	0
515	Prairie State	0	0	19	69	0	0	0	0	0
521	Rend Lake	0	0	0	41	0	0	0	0	0
537	Richland	0	0	0	32	0	0	0	0	0
511	Rock Valley	0	40	120	40	0	0	0	0	1
518	Sandburg	0	0	0	58	0	0	0	0	0
506	Sauk Valley	0	0	0	0	0	0	0	0	0
531	Shawnee	0	0	0	6	0	0	0	0	0
510	South Suburban	0	0	0	0	0	0	0	0	0
533	Southeastern	0	0	0	95	0	0	0	0	0
522	Southwestern*	0	43	0	307	0	0	0	0	0
534	Spoon River	0	0	0	7	0	0	0	0	0
504	Triton	0	0	26	15	0	391	0	0	0
516	Waubonsee	0	0	0	7	8	0	0	0	0
539	Wood	0	0	0	0	0	0	0	0	0
	TOTALS	1	86	236	1,282	8	822	18	14	1

\*Formerly Belleville Area College

SOURCE OF DATA: Annual Enrollment & Completion Data (A1)

Illinois Community College Board  
 Table III-3  
 ANNUAL UNDUPLICATED ENROLLMENT BY ACADEMIC PROGRAM BY COLLEGE  
 FOR FISCAL YEAR 2000

Dist. No.	District/College	Truck/Bus Driving 12 490205	Marine Sci/Officer 12 490309	Railroad Technology 12 490410	Trns Wrks Enrollees 12 499999	Design/Visual Comm 12 500401	Graphic Design/Comm Art/Illus 12 500402	Comm Photog 12 500406	Tech Theatrc/Design/Sigcrt 12 500502	Speech/Vis Imp/Hlgy 12 510203
503	Black Hawk	46	0	0	0	36	0	0	0	0
508	Chicago	(0)	(0)	(0)	(0)	(14)	(0)	(0)	(2)	(0)
	Daley	0	0	0	0	8	0	0	0	0
	Kennedy-King	0	0	0	0	0	0	0	2	0
	Malcolm X	0	0	0	0	0	0	0	0	0
	Olive-Harvey	0	0	0	0	0	0	0	0	0
	Truman	0	0	0	0	0	0	0	0	0
	Washington	0	0	0	0	5	0	0	0	0
	Wilbur Wright	0	0	0	0	1	0	0	0	0
507	Danville	0	0	0	0	0	0	0	0	0
502	DuPage	0	0	0	0	626	0	373	0	3
509	Elgin	131	0	0	0	361	0	0	0	0
512	Harper	0	0	0	0	0	0	0	0	0
540	Heartland	0	0	0	0	0	0	0	0	0
519	Highland	0	0	0	0	24	0	0	0	0
514	Illinois Central	155	0	0	0	167	0	0	0	0
529	Illinois Eastern	(0)	(0)	(0)	(0)	(0)	(0)	(0)	(0)	(0)
	Frontier	0	0	0	0	0	0	0	0	0
	Lincoln Trail	0	0	0	0	0	0	0	0	0
	Olney Central	0	0	0	0	0	0	0	0	0
	Wabash	0	0	0	0	0	0	0	0	0
513	Illinois Valley	3	0	0	0	0	0	0	0	0
525	Joliet	0	0	0	0	0	0	0	0	0
520	Kankakee	0	0	0	0	0	0	0	0	0
501	Kaskaskia	0	0	0	0	0	0	0	0	0
523	Kishwaukee	0	0	0	0	0	0	0	0	0
532	Lake County	0	0	0	0	0	0	0	0	0
517	Lake Land	16	0	0	0	0	0	0	0	34
536	Lewis & Clark	126	0	0	0	0	0	0	0	0
526	Lincoln Land	120	0	0	0	0	0	0	0	0
530	Logan	0	0	0	0	0	0	0	0	0
528	McHenry	0	0	0	0	0	0	0	0	0
524	Moraine Valley	0	0	0	0	85	0	0	0	0
527	Morton	0	0	0	0	0	0	0	0	0
535	Oakton	0	0	0	0	101	0	0	0	0
505	Parkland	24	0	0	1	20	0	0	0	13
515	Prairie State	0	0	0	0	104	0	109	0	0
521	Rend Lake	0	0	0	0	0	5	0	0	0
537	Richland	0	0	0	0	25	0	0	0	0
511	Rock Valley	0	0	0	0	0	0	0	0	0
518	Sandburg	0	0	11	0	0	0	0	0	0
506	Sauk Valley	8	0	0	0	0	0	0	0	0
531	Shawnee	45	1	0	0	0	0	0	0	0
510	South Suburban	0	0	0	0	14	0	0	0	0
533	Southeastern	21	0	0	0	0	0	0	0	0
522	Southwestern*	0	0	0	0	14	0	0	0	0
534	Spoon River	29	0	0	0	0	0	0	0	0
504	Triton	10	0	0	0	166	0	0	0	0
516	Waubonsee	0	0	1	0	58	0	0	0	0
539	Wood	65	0	0	0	0	0	0	0	0
	TOTALS	799	1	12	1	1,815	5	482	2	50

\*Formerly Belleville Area College

SOURCE OF DATA: Annual Enrollment & Completion Data (A1)

Illinois Community College Board  
Table III-3  
ANNUAL UNDUPLICATED ENROLLMENT BY ACADEMIC PROGRAM BY COLLEGE  
FOR FISCAL YEAR 2000

Dist. No.	District/College	Sign Lang Interp 12 510205	Dental Assistant 12 510601	Dental Hygienist 12 510602	Dental Lab Asst 12 510603	Illih Facility Admin 12 510702	Illih Unit Coord/Ward Clerk 12 510703	Med Offc Mgmt 12 510705	Med Records Tech 12 510707	Med Transcription 12 510708
503	Black Hawk	0	11	0	0	0	0	0	0	47
508	Chicago	(0)	(0)	(59)	(0)	(0)	(0)	(0)	(12)	(39)
	Daley	0	0	0	0	0	0	0	0	0
	Kennedy-King	0	0	59	0	0	0	0	0	39
	Malcolm X	0	0	0	0	0	0	0	0	0
	Olive-Harvey	0	0	0	0	0	0	0	0	0
	Truman	0	0	0	0	0	0	0	12	0
	Washington	0	0	0	0	0	0	0	0	0
	Wilbur Wright	0	0	0	0	0	0	0	0	0
507	Danville	0	0	0	0	0	0	0	0	0
502	DuPage	0	0	0	0	18	0	0	112	159
509	Elgin	0	51	0	0	0	0	0	0	17
512	Harper	229	0	149	0	0	0	0	0	24
540	Heartland	0	0	0	0	0	0	0	0	0
519	Highland	0	0	0	0	0	0	0	0	33
514	Illinois Central	45	12	135	0	8	0	0	5	40
529	Illinois Eastern	(0)	(0)	(0)	(0)	(0)	(0)	(0)	(0)	(14)
	Frontier	0	0	0	0	0	0	0	0	4
	Lincoln Trail	0	0	0	0	0	0	0	0	0
	Olney Central	0	0	0	0	0	0	0	0	3
	Wabash	0	0	0	0	0	0	0	0	7
513	Illinois Valley	0	11	0	0	0	0	0	0	0
525	Joliet	0	0	0	0	0	0	0	0	33
520	Kankakee	0	0	0	0	0	0	0	0	0
501	Kaskaskia	0	13	0	0	0	0	0	0	0
523	Kishwaukee	0	0	0	0	0	0	0	0	25
532	Lake County	0	0	0	0	0	0	22	32	26
517	Lake Land	0	0	96	0	0	0	0	0	0
536	Lewis & Clark	0	19	38	0	0	2	0	0	0
526	Lincoln Land	0	0	0	0	0	0	0	0	31
530	Logan	60	40	0	0	0	0	0	9	23
528	McHenry	0	0	0	0	0	0	0	0	27
524	Moraine Valley	0	0	0	0	0	0	0	116	0
527	Morton	0	2	0	0	0	0	0	0	0
535	Oakton	0	0	0	0	0	0	0	98	30
505	Parkland	0	19	70	0	0	0	0	0	18
515	Prairie State	0	0	122	0	0	0	0	0	0
521	Rend Lake	0	0	0	0	0	0	0	6	0
537	Richland	0	0	0	0	0	0	0	0	0
511	Rock Valley	0	0	0	0	0	0	0	0	3
518	Sandburg	0	0	0	0	0	0	0	0	0
506	Sauk Valley	0	0	0	0	0	0	0	0	0
531	Shawnee	0	0	0	0	0	0	0	11	18
510	South Suburban	0	0	0	0	0	0	0	0	41
533	Southeastern	0	0	0	0	0	0	0	4	0
522	Southwestern*	27	0	0	0	0	9	0	39	0
534	Spoon River	0	0	0	0	0	0	0	0	0
504	Triton	0	0	0	83	0	0	0	0	0
516	Waubonsee	133	0	0	0	0	0	0	0	26
539	Wood	0	0	0	0	0	0	0	0	3
	TOTALS	494	178	669	83	26	11	22	444	677

\*Formerly Belleville Area College

SOURCE OF DATA: Annual Enrollment &amp; Completion Data (A1)

Illinois Community College Board  
 Table III-3  
 ANNUAL UNDUPLICATED ENROLLMENT BY ACADEMIC PROGRAM BY COLLEGE  
 FOR FISCAL YEAR 2000

Dist. No.	District/College	Medical Assistant 12 510801	Occ Therapy Asst 12 510803	Pharmacy Tech/Asst 12 510805	Phys Therapy Asst 12 510806	Physician Assistant 12 510807	Vet Asst/Animal Hlth Tech 12 510808	Cardiovascular Tech 12 510901	EEG Tech 12 510903	Emerg Med Tech 12 510904
503	Black Hawk	1	31	2	109	0	0	0	6	42
508	Chicago	(17)	(21)	(45)	(0)	(79)	(0)	(0)	(0)	(150)
	Daley	0	0	0	0	0	0	0	0	0
	Kennedy-King	0	0	0	0	0	0	0	0	0
	Malcolm X	17	0	45	0	79	0	0	0	147
	Olive-Harvey	0	0	0	0	0	0	0	0	0
	Truman	0	0	0	0	0	0	0	0	0
	Washington	0	0	0	0	0	0	0	0	3
	Wilbur Wright	0	21	0	0	0	0	0	0	0
507	Danville	0	0	0	0	0	0	0	0	0
502	DuPage	1	125	0	107	0	0	0	0	126
509	Elgin	0	0	0	65	0	0	0	0	43
512	Harper	277	0	92	0	0	0	83	0	0
540	Heartland	0	0	0	0	0	0	0	0	0
519	Highland	0	0	0	0	0	0	0	0	0
514	Illinois Central	0	64	0	145	0	0	0	0	58
529	Illinois Eastern	(0)	(0)	(0)	(0)	(0)	(0)	(0)	(0)	(138)
	Frontier	0	0	0	0	0	0	0	0	134
	Lincoln Trail	0	0	0	0	0	0	0	0	1
	Olney Central	0	0	0	0	0	0	0	0	2
	Wabash	0	0	0	0	0	0	0	0	1
513	Illinois Valley	0	0	0	0	0	0	0	0	0
525	Joliet	12	0	0	0	0	105	0	0	0
520	Kankakee	0	0	0	55	0	0	0	0	137
501	Kaskaskia	0	0	0	36	0	0	0	0	0
523	Kishwaukee	0	0	0	0	0	0	0	0	0
532	Lake County	0	0	0	0	0	0	0	0	62
517	Lake Land	0	0	0	69	0	0	0	0	4
536	Lewis & Clark	0	24	0	0	0	0	0	0	0
526	Lincoln Land	0	33	0	73	0	0	0	0	10
530	Logan	0	19	0	0	0	0	0	0	33
528	McHenry	0	0	0	0	0	0	0	0	84
524	Moraine Valley	0	0	0	0	0	0	0	0	243
527	Morton	0	0	0	59	0	0	0	0	0
535	Oakton	0	0	0	89	0	0	0	0	0
505	Parkland	0	32	0	0	0	69	0	0	5
515	Prairie State	0	0	0	0	0	0	0	0	141
521	Rend Lake	0	13	0	0	0	0	0	0	61
537	Richland	0	0	0	0	0	0	0	0	0
511	Rock Valley	0	0	12	0	0	0	0	0	0
518	Sandburg	0	0	0	24	0	0	0	0	91
506	Sauk Valley	0	0	0	0	0	0	0	0	0
531	Shawnee	0	9	0	0	0	0	0	0	0
510	South Suburban	49	72	40	0	0	0	0	0	215
533	Southeastern	0	12	0	0	0	0	0	0	50
522	Southwestern*	208	0	0	171	0	0	0	0	191
534	Spoon River	0	0	0	0	0	0	0	0	0
504	Triton	0	0	0	0	0	0	0	0	0
516	Waubonsee	0	0	0	0	0	0	0	0	0
539	Wood	0	0	0	41	0	0	0	0	0
	TOTALS	565	455	191	1,043	79	174	83	6	1,884

\*Formerly Belleville Area College

SOURCE OF DATA: Annual Enrollment & Completion Data (A1)

## Illinois Community College Board

Table III-3

ANNUAL UNDUPLICATED ENROLLMENT BY ACADEMIC PROGRAM BY COLLEGE  
FOR FISCAL YEAR 2000

Dist. No.	District/College	Nuclear Med Tech 12 510905	Med Radiologic Tech 12 510907	Resp Therapy Tech 12 510908	Surg/Op Room Tech 12 510909	Diag Med Sonography 12 510910	Renal Dialysis Tech 12 510911	Comp Tomography 12 510913	NRE 12 510914	Med Lab Tech 12 511004
503	Black Hawk	0	19	24	0	0	0	0	0	1
508	Chicago	(0)	(112)	(46)	(24)	(0)	(34)	(0)	(0)	(70)
	Daley	0	0	0	0	0	0	0	0	0
	Kennedy-King	0	0	0	0	0	0	0	0	0
	Malcolm X	0	55	26	24	0	34	0	0	70
	Olive-Harvey	0	0	20	0	0	0	0	0	0
	Truman	0	0	0	0	0	0	0	0	0
	Washington	0	0	0	0	0	0	0	0	0
	Wilbur Wright	0	57	0	0	0	0	0	0	0
507	Danville	0	35	0	0	0	0	0	0	0
502	DuPage	30	178	104	33	14	0	0	0	0
509	Elgin	0	0	0	49	0	0	0	0	58
512	Harper	0	0	0	5	0	0	0	0	0
540	Heartland	0	0	0	0	0	0	0	0	0
519	Highland	0	0	0	0	0	0	0	0	0
514	Illinois Central	0	100	81	104	0	0	0	0	54
529	Illinois Eastern	(0)	(26)	(0)	(0)	(0)	(0)	(0)	(0)	(0)
	Frontier	0	0	0	0	0	0	0	0	0
	Lincoln Trail	0	0	0	0	0	0	0	0	0
	Olney Central	0	26	0	0	0	0	0	0	0
	Wabash	0	0	0	0	0	0	0	0	0
513	Illinois Valley	0	0	0	0	0	0	0	0	0
525	Joliet	0	0	0	0	0	0	0	0	0
520	Kankakee	0	72	41	0	0	0	0	0	34
501	Kaskaskia	0	42	0	0	0	0	0	0	0
523	Kishwaukee	0	42	0	0	0	0	0	0	0
532	Lake County	0	47	0	0	0	0	0	0	55
517	Lake Land	0	0	0	0	0	0	0	0	0
536	Lewis & Clark	0	0	0	0	0	0	0	0	21
526	Lincoln Land	0	118	46	0	0	0	0	0	0
530	Logan	0	0	0	0	0	0	0	0	25
528	McHenry	0	0	0	0	0	0	0	0	0
524	Moraine Valley	0	74	36	0	0	0	0	0	14
527	Morton	0	0	0	0	0	0	0	0	0
535	Oakton	0	0	0	0	0	0	0	0	17
505	Parkland	0	20	41	15	0	0	0	0	0
515	Prairie State	0	0	0	6	0	0	0	0	0
521	Rend Lake	0	0	0	3	0	0	0	0	16
537	Richland	0	0	0	25	0	0	0	0	0
511	Rock Valley	0	0	76	0	0	0	0	0	0
518	Sandburg	0	80	1	0	15	0	0	0	0
506	Sauk Valley	0	96	0	0	0	0	0	0	16
531	Shawnee	0	0	0	3	0	0	0	0	3
510	South Suburban	0	62	0	0	27	0	0	0	0
533	Southeastern	0	0	0	2	0	0	0	0	6
522	Southwestern*	0	160	49	0	0	0	0	0	42
534	Spoon River	0	0	0	0	0	0	0	0	0
504	Triton	46	99	64	73	77	0	35	50	0
516	Waubonsee	0	0	32	0	0	0	0	0	0
539	Wood	0	19	0	0	0	0	0	0	7
	TOTALS	76	1,401	641	342	133	34	35	50	439

\*Formerly Belleville Area College

SOURCE OF DATA: Annual Enrollment &amp; Completion Data (A1)

Illinois Community College Board  
 Table III-3  
 ANNUAL UNDUPLICATED ENROLLMENT BY ACADEMIC PROGRAM BY COLLEGE  
 FOR FISCAL YEAR 2000

Dist. No.	District/College	Alcohol/Drug Counseling 12.511501	Psych/Mntl Hlth Svcs Tech 12.511502	Dev Disab/ Habilitatn Aide 12.511504	Nursing (RN) 12.511601	Prac Nurse (LPN) 12.511613	Nurse Assistant/Aide 12.511614	Home Health Aide 12.511615	Opticianry 12.511801	Ophthalmic Med Tech 12.511803
503	Black Hawk	0	0	0	401	46	61	0	0	0
508	Chicago	(248)	(12)	(1)	(611)	(762)	(222)	(0)	(0)	(0)
	Daley	0	0	0	144	0	7	0	0	0
	Kennedy-King	13	7	1	113	730	202	0	0	0
	Malcolm X	0	0	0	54	0	5	0	0	0
	Olive-Harvey	0	0	0	117	0	8	0	0	0
	Truman	0	0	0	183	0	0	0	0	0
	Washington	235	5	0	0	0	0	0	0	0
	Wilbur Wright	0	0	0	0	32	0	0	0	0
507	Danville	22	0	0	47	33	93	0	0	0
502	DuPage	174	0	0	711	6	270	0	0	0
509	Elgin	9	0	0	489	1	28	0	0	0
512	Harper	0	0	1	588	31	64	0	0	0
540	Heartland	0	0	0	46	32	27	0	0	0
519	Highland	0	0	0	117	134	67	0	0	0
514	Illinois Central	28	0	0	513	82	70	0	0	0
529	Illinois Eastern	(0)	(0)	(0)	(166)	(56)	(121)	(0)	(0)	(0)
	Frontier	0	0	0	15	14	46	0	0	0
	Lincoln Trail	0	0	0	82	0	33	0	0	0
	Olney Central	0	0	0	44	0	17	0	0	0
	Wabash	0	0	0	25	42	25	0	0	0
513	Illinois Valley	0	0	0	117	37	65	0	0	0
525	Joliet	0	0	0	346	0	135	0	0	0
520	Kankakee	0	0	0	289	182	25	0	0	0
501	Kaskaskia	0	0	0	197	51	45	0	0	0
523	Kishwaukee	0	0	0	96	1	44	0	0	0
532	Lake County	93	0	0	193	0	4	0	0	0
517	Lake Land	0	0	0	186	105	19	0	0	0
536	Lewis & Clark	0	0	0	171	24	124	0	0	0
526	Lincoln Land	0	0	0	442	11	61	0	0	0
530	Logan	0	0	0	112	161	81	0	0	0
528	McHenry	0	0	4	0	0	110	14	10	0
524	Moraine Valley	135	0	0	198	0	0	0	0	0
527	Morton	0	0	0	113	0	16	0	0	0
535	Oakton	41	0	0	280	0	55	0	0	0
505	Parkland	0	0	0	167	54	35	0	0	0
515	Prairie State	91	31	0	390	0	58	0	0	0
521	Rend Lake	0	0	0	76	99	96	0	0	0
537	Richland	0	0	0	60	0	0	0	0	0
511	Rock Valley	1	0	0	337	12	255	0	0	0
518	Sandburg	1	0	0	161	126	101	0	0	0
506	Sauk Valley	0	0	0	135	62	34	0	0	0
531	Shawnee	41	0	0	47	66	107	0	0	0
510	South Suburban	10	0	0	187	82	119	0	0	0
533	Southeastern	0	60	0	92	140	33	0	0	0
522	Southwestern*	0	0	0	475	0	91	0	0	0
534	Spoon River	0	0	0	84	5	73	0	0	0
504	Triton	92	0	0	441	243	190	0	0	51
516	Waubonsee	26	0	0	368	0	68	0	0	0
539	Wood	0	0	0	69	66	82	0	0	0
	TOTALS	1,012	103	6	9,518	2,710	3,149	14	10	51

\*Formerly Belleville Area College

SOURCE OF DATA: Annual Enrollment & Completion Data (A1)

Illinois Community College Board  
Table III-3  
ANNUAL UNDUPLICATED ENROLLMENT BY ACADEMIC PROGRAM BY COLLEGE  
FOR FISCAL YEAR 2000

Dist. No.	District/College	Med Lab Aide/ Phleb 12 512602	Therap Rec Assig 12 512604	Allied Hlth Enrollees 12 519999	Business, General 12 520101	Bus Adm/Mgmt, Gen 12 520201	Pur/Proc/Cont Mgmt 12 520202	Logistics Mgmt 12 520203	Offc Superv/Mgmt 12 520204	Operations Mgmt 12 520205
503	Black Hawk	0	0	0	0	72	0	0	9	0
508	Chicago	(0)	(0)	(0)	(0)	(76)	(0)	(2)	(0)	(0)
	Daley	0	0	0	0	23	0	2	0	0
	Kennedy-King	0	0	0	0	8	0	0	0	0
	Malcolm X	0	0	0	0	0	0	0	0	0
	Olive-Harvey	0	0	0	0	17	0	0	0	0
	Truman	0	0	0	0	10	0	0	0	0
	Washington	0	0	0	0	0	0	0	0	0
	Wilbur Wright	0	0	0	0	18	0	0	0	0
507	Danville	0	0	49	0	0	0	0	20	0
502	DuPage	0	0	0	0	322	0	0	15	0
509	Elgin	0	0	63	0	228	0	0	6	0
512	Harper	0	0	0	0	46	0	0	0	0
540	Heartland	0	0	0	0	0	0	2	0	0
519	Highland	0	0	0	0	67	0	0	1	0
514	Illinois Central	0	0	106	0	389	0	5	5	0
529	Illinois Eastern	(0)	(0)	(27)	(0)	(44)	(0)	(0)	(0)	(0)
	Frontier	0	0	0	0	0	0	0	0	0
	Lincoln Trail	0	0	23	0	44	0	0	0	0
	Olney Central	0	0	2	0	0	0	0	0	0
	Wabash	0	0	2	0	0	0	0	0	0
513	Illinois Valley	0	0	236	0	102	0	0	0	0
525	Joliet	0	0	564	0	0	0	0	0	54
520	Kankakee	0	0	226	0	196	0	0	0	0
501	Kaskaskia	0	0	64	0	206	0	0	2	0
523	Kishwaukee	0	0	20	0	25	0	1	0	8
532	Lake County	0	0	843	0	381	0	0	0	0
517	Lake Land	0	0	0	0	251	0	0	10	0
536	Lewis & Clark	0	0	18	0	73	0	0	0	0
526	Lincoln Land	0	0	0	0	133	0	0	7	0
530	Logan	0	0	836	0	0	0	0	20	0
528	McHenry	0	0	61	0	171	0	0	0	152
524	Moraine Valley	115	59	164	7	798	0	0	0	0
527	Morton	0	0	0	0	13	0	0	0	0
535	Oakton	14	0	0	0	2	0	7	13	84
505	Parkland	0	0	614	0	190	0	5	0	0
515	Prairie State	0	0	0	0	0	0	11	0	62
521	Rend Lake	0	0	107	0	170	0	0	0	0
537	Richland	0	0	101	0	183	0	1	0	1
511	Rock Valley	0	0	0	0	398	0	24	2	0
518	Sandburg	0	0	0	0	5	96	0	0	0
506	Sauk Valley	0	0	0	0	84	0	0	0	0
531	Shawnee	0	0	0	0	22	0	0	0	0
510	South Suburban	0	0	1,023	0	0	0	6	101	0
533	Southeastern	0	0	0	0	105	0	0	0	0
522	Southwestern*	0	0	234	0	289	0	0	0	0
534	Spoon River	0	0	1	0	0	0	0	0	0
504	Triton	0	1	80	0	330	0	0	0	4
516	Waubonsee	0	0	107	0	44	0	90	0	12
539	Wood	0	0	55	0	114	0	0	0	0
	TOTALS	129	60	5,599	7	5,529	96	154	211	377

\*Formerly Belleville Area College

SOURCE OF DATA: Annual Enrollment &amp; Completion Data (A1)

Illinois Community College Board  
Table III-3  
ANNUAL UNDUPLICATED ENROLLMENT BY ACADEMIC PROGRAM BY COLLEGE  
FOR FISCAL YEAR 2000

Dist. No.	District/College	Accounting 12 520301	Accounting Tech 12 520302	Admin Assst/Sec.Sci. Gen 12 520401	Exec Assst/Secretary 12 520402	Legal Admin Assst/Sec 12 520403	Med Admin Assst/Sec 12 520404	Court Reporter 12 520405	Info Proc/Data Entry Tech 12 520407	Gen Ofc/Chancelf/Typ Svcs 12 520408
503	Black Hawk	0	118	67	2	11	3	0	169	0
508	Chicago	(0)	(471)	(63)	(0)	(0)	(26)	(0)	(272)	(55)
	Daley	0	84	2	0	0	26	0	242	0
	Kennedy-King	0	43	4	0	0	0	0	29	6
	Malcolm X	0	64	35	0	0	0	0	0	0
	Olive-Harvey	0	65	22	0	0	0	0	0	0
	Truman	0	66	0	0	0	0	0	1	0
	Washington	0	99	0	0	0	0	0	0	0
	Wilbur Wright	0	50	0	0	0	0	0	0	49
507	Danville	0	96	18	56	0	53	0	34	0
502	DuPage	0	427	241	0	20	0	0	0	0
509	Elgin	0	186	48	107	14	6	0	6	1
512	Harper	0	385	41	67	13	6	0	0	7
540	Heartland	0	0	37	0	0	0	0	65	0
519	Highland	0	63	58	0	0	0	0	0	13
514	Illinois Central	0	206	94	2	0	42	12	8	38
529	Illinois Eastern	(0)	(44)	(76)	(7)	(0)	(25)	(13)	(245)	(0)
	Frontier	0	6	13	0	0	0	2	72	0
	Lincoln Trail	0	0	20	7	0	1	0	59	0
	Olney Central	0	36	36	0	0	24	4	61	0
	Wabash	0	2	7	0	0	0	7	53	0
513	Illinois Valley	0	76	0	0	0	0	0	167	35
525	Joliet	0	112	135	0	27	0	0	493	3
520	Kankakee	0	107	107	0	33	40	0	56	0
501	Kaskaskia	0	61	0	37	0	0	0	0	8
523	Kishwaukee	0	10	59	0	2	0	0	2	29
532	Lake County	3	205	230	0	0	4	0	100	0
517	Lake Land	0	106	70	0	22	51	0	256	18
536	Lewis & Clark	0	72	51	0	25	48	0	0	28
526	Lincoln Land	0	69	43	7	2	9	0	132	32
530	Logan	0	103	2	24	20	21	0	0	12
528	McHenry	0	90	84	0	10	0	0	51	0
524	Moraine Valley	0	53	803	14	12	0	0	0	0
527	Morton	0	8	15	0	0	4	0	15	2
535	Oakton	0	247	162	37	0	0	0	0	0
505	Parkland	0	145	18	74	10	13	0	20	0
515	Prairie State	0	46	96	0	0	0	0	116	0
521	Rend Lake	0	0	86	0	9	33	0	68	0
537	Richland	0	0	226	0	0	0	0	146	0
511	Rock Valley	0	189	106	0	13	37	0	73	1
518	Sandburg	0	65	72	0	7	27	0	20	15
506	Sauk Valley	0	72	39	0	13	22	0	45	10
531	Shawnee	0	36	4	19	12	33	0	2	11
510	South Suburban	0	140	36	84	0	0	132	13	6
533	Southeastern	0	0	40	0	0	0	0	65	28
522	Southwestern*	0	111	168	0	32	23	0	935	0
534	Spoon River	0	1	76	0	0	0	0	0	12
504	Triton	0	157	102	106	2	0	140	0	1
516	Waubonsee	0	182	48	31	10	9	0	113	27
539	Wood	0	34	72	10	6	21	0	5	9
	TOTALS	3	4,493	3,693	684	325	556	297	3,692	401

\*Formerly Belleville Area College

SOURCE OF DATA: Annual Enrollment &amp; Completion Data (A1)



Illinois Community College Board  
 Table III-3  
 ANNUAL UNDUPLICATED ENROLLMENT BY ACADEMIC PROGRAM BY COLLEGE  
 FOR FISCAL YEAR 2000

Dist. No.	District/College	Business Comm 12 520501	Enterprise Mgmt/Oper. Gen 12 5210701	Finance, General 12 520801	Banking/Fin Support Svcs 12 5210603	Investment/Securities 12 520807	Hotel/Motel/Restaur Mgmt 12 5210402	Human Resources Mgmt 12 5210601	Internat'l Business 12 521101	MIS/Bus Data Proc 12 521201
503	Black Hawk	0	0	0	49	0	2	0	2	0
508	Chicago	(0)	(0)	(0)	(6)	(0)	(12)	(0)	(0)	(0)
	Daley	0	0	0	0	0	0	0	0	0
	Kennedy-King	0	0	0	0	0	0	0	0	0
	Malcolm X	0	0	0	0	0	0	0	0	0
	Olive-Harvey	0	0	0	0	0	0	0	0	0
	Truman	0	0	0	0	0	0	0	0	0
	Washington	0	0	0	6	0	12	0	0	0
	Wilbur Wright	0	0	0	0	0	0	0	0	0
507	Danville	0	0	0	0	0	0	0	0	0
502	DuPage	0	0	0	0	0	75	0	0	0
509	Elgin	0	0	0	0	0	0	0	0	0
512	Harper	0	10	0	114	0	19	38	53	0
540	Heartland	0	14	0	0	0	0	0	0	50
519	Highland	0	0	0	0	0	0	5	0	0
514	Illinois Central	0	0	0	38	0	0	0	0	0
529	Illinois Eastern	(0)	(0)	(0)	(1)	(0)	(0)	(0)	(0)	(0)
	Frontier	0	0	0	0	0	0	0	0	0
	Lincoln Trail	0	0	0	1	0	0	0	0	0
	Olney Central	0	0	0	0	0	0	0	0	0
	Wabash	0	0	0	0	0	0	0	0	0
513	Illinois Valley	0	0	0	0	0	0	0	0	0
525	Joliet	0	0	14	0	0	0	30	0	0
520	Kankakee	0	0	0	0	0	0	0	0	0
501	Kaskaskia	0	0	0	0	0	0	0	0	0
523	Kishwaukee	0	0	0	0	0	0	0	0	0
532	Lake County	0	0	0	0	0	0	0	0	0
517	Lake Land	0	0	0	0	0	0	0	0	0
536	Lewis & Clark	0	0	0	0	0	12	0	0	0
526	Lincoln Land	0	0	0	0	0	39	0	0	0
530	Logan	0	0	0	5	0	0	0	0	0
528	McHenry	0	6	0	0	0	0	0	1	0
524	Moraine Valley	0	50	0	0	0	0	33	0	0
527	Morton	0	0	0	0	0	0	0	0	0
535	Oakton	0	0	0	41	44	96	0	0	0
505	Parkland	0	16	0	3	0	35	0	6	31
515	Prairie State	0	23	0	16	0	2	0	0	0
521	Rend Lake	0	13	0	0	0	0	0	0	0
537	Richland	0	0	0	0	0	0	0	0	0
511	Rock Valley	0	34	0	50	0	1	0	2	0
518	Sandburg	0	0	0	0	0	0	27	0	0
506	Sauk Valley	0	0	0	5	0	0	0	0	0
531	Shawnee	0	0	0	0	0	0	0	0	0
510	South Suburban	0	53	0	40	0	0	0	0	0
533	Southeastern	0	0	0	0	0	0	0	0	0
522	Southwestern*	0	49	0	25	0	0	0	0	0
534	Spoon River	0	0	0	0	0	0	0	0	0
504	Triton	0	5	0	0	0	52	0	0	0
516	Waubonsee	1	36	0	62	0	0	0	0	0
539	Wood	0	0	0	0	0	0	0	0	0
	TOTALS	1	309	14	455	44	345	133	64	81

\*Formerly Belleville Area College

SOURCE OF DATA: Annual Enrollment & Completion Data (A1)

Illinois Community College Board  
 Table III-3  
 ANNUAL UNDUPLICATED ENROLLMENT BY ACADEMIC PROGRAM BY COLLEGE  
 FOR FISCAL YEAR 2000

Dist. No.	District/College	Bus Comp Programming 12 521202	Bus Systems Analy/Dagn 12 521203	Bus Sys Netwkg/Telecom 12 521204	Bus Comp Facilities Op 12 521205	Bus Mktg/Mgmt 12 521401	Intern'l Bus Mktg 12 521403	Real Estate 12 521501	Bus/Admin Srvc Finnlctcs 12 529999	Central Studies
503	Black Hawk	162	0	38	24	0	0	0	0	178
508	Chicago	(1,361)	(0)	(1)	(0)	(0)	(0)	(1)	(3,406)	(343)
	Daley	294	0	0	0	0	0	0	620	8
	Kennedy-King	224	0	0	0	0	0	1	1,389	59
	Malcolm X	231	0	0	0	0	0	0	447	65
	Olive-Harvey	177	0	1	0	0	0	0	137	140
	Truman	233	0	0	0	0	0	0	78	27
	Washington	152	0	0	0	0	0	0	211	37
	Wilbur Wright	50	0	0	0	0	0	0	524	7
507	Danville	180	0	0	31	0	0	14	85	0
502	DuPage	1,014	0	0	17	0	0	101	0	13,879
509	Elgin	568	0	35	2	0	0	40	211	0
512	Harper	1,660	0	0	21	0	0	49	43	2,163
540	Heartland	77	0	60	0	0	0	0	0	0
519	Highland	57	0	0	0	0	0	0	130	638
514	Illinois Central	309	0	384	6	0	0	51	791	251
529	Illinois Eastern	(0)	(66)	(0)	(0)	(0)	(0)	(0)	(232)	(0)
	Frontier	0	0	0	0	0	0	0	121	0
	Lincoln Trail	0	50	0	0	0	0	0	19	0
	Olney Central	0	12	0	0	0	0	0	70	0
	Wabash	0	4	0	0	0	0	0	22	0
513	Illinois Valley	48	0	61	1	0	0	0	759	612
525	Joliet	143	0	119	0	0	0	20	99	322
520	Kankakee	197	0	0	0	0	0	0	206	605
501	Kaskaskia	86	0	0	0	0	0	0	702	4
523	Kishwaukee	21	0	0	0	0	0	1	277	165
532	Lake County	534	0	145	16	0	0	43	1,260	476
517	Lake Land	123	0	156	34	0	0	0	0	0
536	Lewis & Clark	231	0	90	0	0	0	0	1,902	206
526	Lincoln Land	282	0	202	0	0	0	22	0	11
530	Logan	156	0	0	0	0	0	89	90	0
528	McHenry	328	0	40	0	0	0	49	923	0
524	Moraine Valley	459	0	123	0	0	0	0	1,396	0
527	Morton	20	0	0	0	0	0	1	0	26
535	Oakton	1,013	0	600	0	142	7	140	74	144
505	Parkland	404	0	210	0	0	0	0	1,034	0
515	Prairie State	435	0	0	31	0	0	49	0	2
521	Rend Lake	0	0	0	0	0	0	0	129	0
537	Richland	177	0	0	0	0	0	0	144	173
511	Rock Valley	350	0	1	0	0	0	1	0	4
518	Sandburg	122	0	0	0	0	0	20	0	1
506	Sauk Valley	95	0	0	15	0	0	0	0	0
531	Shawnee	103	0	6	0	0	0	0	0	293
510	South Suburban	388	0	22	0	0	0	17	7	12
533	Southeastern	58	0	0	0	0	0	21	0	198
522	Southwestern*	167	0	13	3	0	0	37	1,200	0
534	Spoon River	42	0	48	0	0	0	0	103	0
504	Triton	382	0	33	47	0	0	28	874	0
516	Waubonsee	181	0	126	0	0	0	57	920	729
539	Wood	11	0	0	0	0	0	0	10	1,122
	TOTALS	11,944	66	2,513	248	142	7	851	17,007	22,557

\*Formerly Belleville Area College

SOURCE OF DATA: Annual Enrollment & Completion Data (A1)

Illinois Community College Board  
 Table III-3  
 ANNUAL UNDUPLICATED ENROLLMENT BY ACADEMIC PROGRAM BY COLLEGE  
 FOR FISCAL YEAR 2000

Dist. No.	District/College	Vocational	Adult Basic Education	Adult Secondary Education	English as a Second Language	Total
503	Black Hawk	2,232	1,575	649	1	13,143
508	Chicago	(11,771)	(20,635)	(1,884)	(34,707)	(122,663)
	Daley	1,320	1,750	127	4,644	15,854
	Kennedy-King	1,382	3,499	278	1,188	12,366
	Malcolm X	1,026	6,617	470	4,462	16,959
	Olive-Harvey	1,205	3,074	258	1,260	12,223
	Truman	1,219	3,072	251	17,027	29,113
	Washington	3,285	194	196	25	16,701
	Wilbur Wright	2,334	2,429	304	6,101	19,447
507	Danville	682	255	109	40	4,625
502	DuPage	3,925	402	1,041	4,852	52,754
509	Elgin	568	586	258	3,664	17,832
512	Harper	0	1,240	174	2,214	24,353
540	Heartland	2,766	143	0	13	6,259
519	Highland	1,844	399	279	138	6,466
514	Illinois Central	41	351	381	79	18,981
529	Illinois Eastern	(4,220)	(259)	(318)	(44)	(24,160)
	Frontier	3,617	58	226	13	6,209
	Lincoln Trail	2	102	1	0	2,109
	Olney Central	33	75	45	0	2,332
	Wabash	568	24	46	31	13,554
513	Illinois Valley	1	219	413	124	7,188
525	Joliet	114	799	638	949	18,690
520	Kankakee	1,703	868	316	327	9,066
501	Kaskaskia	0	172	183	39	5,651
523	Kishwaukee	21	211	296	608	6,381
532	Lake County	253	408	600	2,829	25,239
517	Lake Land	3,052	235	306	46	12,721
536	Lewis & Clark	493	203	357	30	10,451
526	Lincoln Land	4,073	418	368	172	19,061
530	Logan	1,673	429	473	7	10,841
528	McHenry	0	278	411	1,692	10,883
524	Moraine Valley	1,259	342	1,325	1,621	25,585
527	Morton	141	829	24	2,110	7,180
535	Oakton	6,376	1,091	340	2,836	27,925
505	Parkland	802	557	437	121	14,565
515	Prairie State	297	741	339	758	10,782
521	Rend Lake	5,437	43	321	0	11,344
537	Richland	1,734	406	73	0	7,266
511	Rock Valley	3,375	3	0	0	14,812
518	Sandburg	1,849	46	442	44	6,457
506	Sauk Valley	717	51	134	33	4,330
531	Shawnee	1,900	81	275	18	5,162
510	South Suburban	3,097	749	696	943	14,873
533	Southeastern	1,218	228	86	0	6,130
522	Southwestern*	89	1,179	1,331	0	23,287
534	Spoon River	957	331	146	11	4,126
504	Triton	15,113	471	791	3,367	37,250
516	Waubonsee	628	1,032	1,023	3,212	15,794
539	Wood	9	211	190	43	4,356
	TOTALS	84,430	38,476	17,427	67,692	668,676

\*Formerly Belleville Area College

SOURCE OF DATA: Annual Enrollment & Completion Data (A1)

Illinois Community College Board  
Table III-4  
SUMMARY OF ANNUAL UNDUPLICATED HEADCOUNT ENROLLMENT BY AGE  
FOR FISCAL YEAR 2000

Dist. No.	District/College	Mean Age	Median Age	16 & Under	17-20	21-24	25-30	31-39	40-55	Over 55	Unknown
503	Black Hawk	30.56	25.25	47	3,611	2,705	1,897	1,893	2,253	624	113
508	Chicago	(31.22)	(27.59)	(387)	(22,803)	(25,307)	(25,728)	(23,496)	(19,190)	(5,694)	(58)
	Daley	29.01	25.67	73	3,679	3,722	3,191	2,800	2,045	341	3
	Kennedy-King	31.22	27.58	35	2,714	2,351	2,347	2,261	2,059	588	11
	Malcolm X	31.19	28.17	49	3,214	3,311	3,390	3,564	2,761	661	9
	Olive-Harvey	29.75	25.08	129	3,559	2,348	1,971	1,887	1,737	583	9
	Truman	33.62	29.58	71	3,594	5,361	6,880	6,120	4,653	2,432	2
	Washington	31.92	29.00	6	2,071	3,455	3,993	3,562	2,995	600	19
	Wilbur Wright	29.80	26.08	24	3,972	4,759	3,956	3,302	2,940	489	5
507	Danville	30.99	25.92	13	1,262	786	583	633	857	214	277
502	DuPage	32.76	27.08	76	11,642	11,295	7,867	7,696	9,472	4,256	450
509	Elgin	29.45	25.42	234	4,363	3,894	3,137	2,931	2,647	524	102
512	Harper	28.87	24.75	24	6,259	6,024	4,280	3,786	3,381	536	63
540	Heartland	27.49	23.42	6	1,467	2,195	999	775	716	87	14
519	Highland	36.22	33.42	13	1,348	848	737	1,059	1,643	763	55
514	Illinois Central	29.49	24.83	53	5,260	4,186	2,975	2,770	3,071	544	122
529	Illinois Eastern	(38.49)	(37.35)	(942)	(3,459)	(1833)	(2,349)	(3,956)	(8,730)	(2,916)	(19)
	Frontier	33.89	30.92	860	1,269	417	554	944	1,496	660	9
	Lincoln Trail	33.43	28.50	14	527	350	272	345	410	191	0
	Olney Central	31.63	25.50	36	784	316	235	325	468	167	1
	Wabash	42.45	43.58	32	879	750	1,288	2,342	6,356	1,898	9
513	Illinois Valley	31.70	26.83	25	1,941	1,202	939	1,043	1,455	398	185
525	Joliet	30.39	25.58	59	5,292	3,646	2,471	2,944	3,666	602	10
520	Kankakee	31.19	26.75	214	2,284	1,444	1,209	1,379	1,747	458	331
501	Kaskaskia	31.01	26.92	11	1,532	976	826	965	1,115	219	7
523	Kishwaukee	27.48	23.17	30	1,813	1,928	951	795	746	111	7
532	Lake County	30.73	27.08	28	5,615	5,298	4,355	4,573	4,566	801	3
517	Lake Land	30.85	27.50	48	2,870	2,455	2,152	2,447	2,359	389	1
536	Lewis & Clark	26.99	21.25	1,005	3,903	1,558	1,071	1,037	1,264	389	224
526	Lincoln Land	34.26	32.25	30	3,107	2,322	2,115	3,029	4,464	925	3,069
530	Logan	33.60	27.17	66	2,318	2,300	1,501	1,365	2,015	1,190	86
528	McHenry	30.20	25.67	52	2,952	2,208	1,443	1,848	2,013	328	39
524	Moraine Valley	29.62	24.58	28	7,038	5,780	3,389	3,760	4,364	717	509
527	Morton	29.56	25.92	10	1,627	1,642	1,439	1,272	936	228	26
535	Oakton	34.90	32.17	23	4,519	5,031	3,808	5,579	6,840	2,100	25
505	Parkland	29.01	23.75	44	3,792	4,066	2,131	1,977	2,019	492	44
515	Prairie State	32.04	27.50	25	2,590	2,058	1,473	1,720	2,149	638	129
521	Rend Lake	38.30	37.42	81	1,513	1,149	1,451	2,070	3,714	1,366	0
537	Richland	32.03	28.50	26	1,485	1,088	908	1,078	1,363	307	1,011
511	Rock Valley	30.87	26.75	23	3,574	3,023	2,356	2,577	2,659	592	8
518	Sandburg	33.43	28.88	33	1,430	1,085	847	1,039	1,303	544	176
506	Sauk Valley	31.16	25.92	19	1,202	848	550	672	803	229	7
531	Shawnee	33.43	29.92	81	1,345	661	585	786	1,301	393	10
510	South Suburban	32.39	28.67	88	3,202	2,704	2,092	2,570	3,189	836	192
533	Southeastern	32.34	27.92	101	1,563	934	869	1,054	1,070	482	57
522	Southwestern*	30.88	26.58	69	5,699	4,779	3,528	3,804	4,453	919	36
534	Spoon River	30.65	23.17	16	1,260	1,050	431	452	569	345	3
504	Triton	31.91	28.25	83	5,082	4,703	4,339	4,489	4,992	1,154	12,408
516	Waubensee	29.72	25.92	201	4,077	3,165	2,709	2,624	2,553	464	1
539	Wood	<u>29.56</u>	<u>24.17</u>	<u>31</u>	<u>1,349</u>	<u>909</u>	<u>573</u>	<u>597</u>	<u>735</u>	<u>156</u>	<u>6</u>
TOTALS		31.58	27.25	4,345	147,448	129,085	103,063	108,540	122,382	33,930	19,883

\*Formerly Belleville Area College

SOURCE OF DATA: Annual Enrollment &amp; Completion Data (A1)

## Illinois Community College Board

Table III-5

SUMMARY OF ANNUAL UNDUPLICATED HEADCOUNT ENROLLMENT BY ETHNIC ORIGIN  
FOR FISCAL YEAR 2000

Dist. No.	District/College	Asian or Pacific Islander	American Indian or Alaskan	Black Non- Hispanic	Hispanic	White Non- Hispanic	Non- Resident Alien	All Other or No Indication	Total
503	Black Hawk	161	53	1,157	1,444	10,328	0	0	13,143
508	Chicago	(8,911)	(654)	(45,073)	(43,605)	(22,824)	(0)	(1,596)	(122,663)
	Daley	297	56	3,429	8,828	3,072	0	172	15,854
	Kennedy-King	286	70	10,377	1,320	279	0	34	12,366
	Malcolm X	1,118	95	9,429	5,103	1,072	0	142	16,959
	Olive-Harvey	62	80	9,629	2,216	192	0	44	12,223
	Truman	3,496	140	3,395	14,275	7,278	0	529	29,113
	Washington	2,454	136	7,262	2,839	3,552	0	458	16,701
	Wilbur Wright	1,198	77	1,552	9,024	7,379	0	217	19,447
507	Danville	39	4	419	109	4,050	4	0	4,625
502	DuPage	6,117	84	1,862	5,045	37,770	10	1,866	52,754
509	Elgin	748	34	656	5,248	11,094	41	11	17,832
512	Harper	3,206	53	746	3,832	16,337	170	9	24,353
540	Heartland	139	22	479	124	5,478	16	1	6,259
519	Highland	56	13	511	148	5,732	6	0	6,466
514	Illinois Central	390	66	1,758	327	16,407	33	0	18,981
529	Illinois Eastern	(116)	(45)	(370)	(226)	(23,429)	(18)	(0)	(24,204)
	Frontier	27	3	4	15	6,160	0	0	6,209
	Lincoln Trail	21	3	225	53	1,805	2	0	2,109
	Olney Central	10	2	14	12	2,291	3	0	2,332
	Wabash	58	37	127	146	13,173	13	0	13,554
513	Illinois Valley	108	15	151	506	6,405	3	0	7,188
525	Joliet	336	39	1,487	2,076	14,669	83	0	18,690
520	Kankakee	81	31	1,213	518	7,217	6	0	9,066
501	Kaskaskia	27	18	484	113	5,005	4	0	5,651
523	Kishwaukee	262	22	661	977	4,448	11	0	6,381
532	Lake County	1,173	94	2,195	3,759	15,558	2,460	0	25,239
517	Lake Land	105	69	1,468	353	10,689	37	0	12,721
536	Lewis & Clark	41	29	607	80	9,641	53	0	10,451
526	Lincoln Land	202	20	819	232	17,705	83	0	19,061
530	Logan	176	50	941	152	9,517	5	0	10,841
528	McHenry	167	25	43	1,904	8,682	62	0	10,883
524	Moraine Valley	367	107	2,113	1,500	19,589	1,909	0	25,585
527	Morton	131	3	99	4,494	2,305	148	0	7,180
535	Oakton	4,107	56	994	2,036	20,732	0	0	27,925
505	Parkland	708	52	1,935	435	10,884	551	0	14,565
515	Prairie State	140	45	3,324	1,288	4,456	16	1,513	10,782
521	Rend Lake	85	29	600	224	10,398	8	0	11,344
537	Richland	74	36	772	89	6,289	6	0	7,266
511	Rock Valley	381	58	1,283	1,263	11,793	34	0	14,812
518	Sandburg	50	18	368	182	5,820	19	0	6,457
506	Sauk Valley	38	23	95	273	3,900	1	0	4,330
531	Shawnee	45	8	708	81	4,320	0	0	5,162
510	South Suburban	158	33	6,520	1,877	6,131	154	0	14,873
533	Southeastern	22	35	1,389	220	4,457	7	0	6,130
522	Southwestern*	427	108	3,712	495	18,519	26	0	23,287
534	Spoon River	92	9	177	43	3,792	13	0	4,126
504	Triton	1,049	86	4,555	5,491	26,008	61	0	37,250
516	Waubonsee	283	76	870	5,366	9,189	10	0	15,794
539	Wood	26	10	148	41	4,116	15	0	4,356
	TOTALS	30,744	2,232	92,762	96,176	435,683	6,083	4,996	668,676

\*Formerly Belleville Area College

SOURCE OF DATA: Annual Enrollment &amp; Completion Data (A1)

Illinois Community College Board  
Table III-6  
HIGHEST DEGREE PREVIOUSLY EARNED FOR FISCAL YEAR 2000  
ILLINOIS PUBLIC COMMUNITY COLLEGE STUDENTS

Dist. No.	District/College	GED	High School Diploma	Some College	Certificate	Assoc Degree	Bach Degree	Masters Degree	1st Prof* Degree	Doctoral Degree	Unknown/ Other	None	Total
503	Black Hawk	977	4,683	1,396	309	500	620	180	8	14	932	3,524	13,143
508	Chicago	(6,842)	(50,940)	(0)	(0)	(170)	(464)	(97)	(1)	(8)	(64,141)	(0)	(122,663)
	Daley	1,264	7,643	0	0	9	44	10	0	2	6,882	0	15,854
	Kennedy-King	1,083	4,298	0	0	10	29	8	0	0	6,938	0	12,366
	Malcolm X	706	3,468	0	0	16	42	1	0	0	12,726	0	16,959
	Olive-Harvey	714	4,068	0	0	2	12	2	0	0	7,425	0	12,223
	Truman	1,013	9,183	0	0	4	19	3	0	1	18,890	0	29,113
	Washington	1,004	11,340	0	0	107	237	57	0	4	3,952	0	16,701
	Wright	1,058	10,940	0	0	22	81	16	1	1	7,328	0	19,447
507	Danville	328	2,308	0	97	148	110	19	4	2	663	946	4,625
502	DuPage	877	21,381	11,897	273	1,581	6,789	2,349	228	316	3,356	3,707	52,754
509	Elgin	408	5,532	2,861	440	1,479	666	154	26	15	4,716	1,535	17,832
512	Harper	717	17,217	0	39	233	1,364	312	0	0	0	4,471	24,353
540	Heartland	112	653	1,300	18	138	240	41	1	10	3,512	234	6,259
519	Highland	181	2,986	442	146	517	391	118	8	26	356	1,295	6,466
514	Illinois Central	978	8,675	2,978	672	2,338	1,157	325	10	28	255	1,565	18,981
529	Illinois Eastern	(117)	(1,237)	(0)	(422)	(805)	(316)	(43)	(21)	(3)	(15,718)	(5,522)	(24,204)
	Frontier	1	6	0	44	140	27	5	0	1	5,505	480	6,209
	Lincoln Trail	0	18	0	5	21	6	3	0	0	1,978	78	2,109
	Olney Central	0	16	0	6	27	4	2	0	0	2,111	166	2,332
	Wabash Valley	116	1,197	0	367	617	279	33	21	2	6,124	4,798	13,554
513	Illinois Valley	0	0	1	241	273	280	104	10	20	2,950	3,309	7,188
525	Joliet	371	10,809	0	0	24	65	9	0	1	661	6,750	18,690
520	Kankakee	441	3,706	1	421	324	294	95	2	9	69	3,704	9,066
501	Kaskaskia	57	471	0	0	0	0	0	0	0	5,123	0	5,651
523	Kishwaukee	9	497	3,651	94	293	197	59	2	8	1,545	26	6,381
532	Lake County	840	16,040	0	857	595	1,890	613	166	100	143	3,995	25,239
517	Lake Land	1,927	6,299	0	1,283	1,540	648	97	39	18	0	870	12,721
536	Lewis & Clark	212	2,160	3,159	186	277	222	50	6	7	539	3,633	10,451
526	Lincoln Land	323	12,488	1,618	146	296	360	83	0	17	3,277	453	19,061
530	Logan	1	6,495	2,084	120	444	6	1	0	0	301	1,389	10,841
528	McHenry	342	3,727	1,540	659	1,085	566	162	12	22	53	2,715	10,883
524	Moraine Valley	610	11,412	5,703	238	578	845	191	17	41	3,006	2,944	25,585
527	Morton	121	1,929	282	48	74	72	27	3	0	45	4,579	7,180
535	Oakton	0	0	5,091	357	564	2,244	739	0	106	18,557	267	27,925
505	Parkland	567	6,659	6	171	483	971	343	27	62	3,653	1,623	14,565
515	Prairie State	288	3,085	1,514	214	177	283	102	3	15	4,637	464	10,782
521	Rend Lake	1,132	5,995	407	368	928	1,124	369	33	63	42	883	11,344
537	Richland	173	4,065	0	11	53	11	2	0	0	850	2,101	7,266
511	Rock Valley	632	6,595	1,672	198	454	333	61	2	6	855	4,004	14,812
518	Sandburg	105	399	2	0	148	113	37	0	2	5,409	242	6,457
506	Sauk Valley	214	2,502	334	168	230	114	55	7	12	541	153	4,330
531	Shawnee	400	3,095	111	108	149	201	90	9	9	113	877	5,162
510	South Suburban	134	5,460	3,580	133	298	498	166	5	16	810	3,773	14,873
533	Southeastern	1,155	2,343	349	158	217	218	93	11	14	60	1,512	6,130
522	Southwestern**	948	7,304	7,717	1,023	1,668	1,132	392	45	31	97	2,930	23,287
534	Spoon River	141	1,604	205	30	71	74	25	4	7	4	1,961	4,126
504	Triton	612	9,431	0	854	1,601	0	0	0	0	0	24,752	37,250
516	Waubensee	469	6,874	0	328	619	921	248	28	31	49	6,227	15,794
539	Wood	194	1,640	1,258	212	205	178	39	6	8	17	599	4,356
	TOTALS	23,955	258,696	61,159	11,042	21,577	25,977	7,890	744	1,047	147,055	109,534	668,676

\*Dental, Law, Medical, Pharmacy, Theology, Veterinary, etc.

\*\*Formerly Belleville Area College

SOURCE OF DATA: A1 Submission

Illinois Community College Board  
Table III-7  
SUMMARY OF TRANSFER AND GENERAL STUDIES DEGREES AND CERTIFICATES  
AWARDED IN FISCAL YEAR 2000

Dist. No.	District/College	Associate in Arts	Associate in Science	Associate in Arts and Science	Associate in Engineering Science	Associate in Fine Arts	Associate in Liberal Studies & General Ed	Gen Studies Certificates	Grand Total Graduates in Transfer and General Studies Areas
503	Black Hawk	273	64	0	0	0	11	0	348
508	Chicago	(809)	(132)	(0)	(1)	(0)	(307)	(0)	(1,249)
	Daley	160	30	0	0	0	3	0	193
	Kennedy-King	63	10	0	0	0	48	0	121
	Malcolm X	51	13	0	0	0	11	0	75
	Olive-Harvey	125	9	0	0	0	12	0	146
	Truman	82	26	0	0	0	34	0	142
	Washington	144	10	0	1	0	146	0	301
	Wilbur Wright	184	34	0	0	0	53	0	271
507	Danville	60	59	17	3	0	0	0	139
502	DuPage	773	135	0	6	0	97	0	1,011
509	Elgin	276	185	0	2	1	9	0	473
512	Harper	624	30	0	3	7	0	0	664
540	Heartland	260	50	0	0	0	0	0	310
519	Highland	72	93	0	6	0	9	0	180
514	Illinois Central	0	0	561	16	0	97	0	674
529	Illinois Eastern	(29)	(384)	(0)	(0)	(1)	(80)	(0)	(494)
	Frontier	2	62	0	0	0	6	0	70
	Lincoln Trail	10	86	0	0	0	51	0	147
	Olney Central	10	127	0	0	1	7	0	145
	Wabash	7	109	0	0	0	16	0	132
513	Illinois Valley	171	81	0	2	0	46	0	300
525	Joliet	296	65	0	0	0	20	0	381
520	Kankakee	64	48	0	2	4	37	0	155
501	Kaskaskia	202	25	0	0	0	13	0	240
523	Kishwaukee	99	153	0	2	0	0	0	254
532	Lake County	406	76	0	0	0	0	2	484
517	Lake Land	107	165	0	0	0	40	0	312
536	Lewis & Clark	35	224	0	0	5	2	0	266
526	Lincoln Land	201	165	0	4	19	28	39	456
530	Logan	145	135	0	1	0	3	0	284
528	McHenry	22	240	0	1	4	30	0	297
524	Moraine Valley	421	284	0	0	0	0	0	705
527	Morton	72	16	0	0	0	44	0	132
535	Oakton	190	1	0	5	3	0	0	199
505	Parkland	186	151	0	17	6	29	0	389
515	Prairie State	181	27	0	0	0	16	0	224
521	Rend Lake	118	49	0	0	0	0	0	167
537	Richland	103	81	0	0	0	5	0	189
511	Rock Valley	409	99	0	0	0	4	0	512
518	Sandburg	67	77	0	0	4	12	0	160
506	Sauk Valley	59	84	0	5	0	9	0	157
531	Shawnee	131	29	0	0	1	4	0	165
510	South Suburban	108	84	0	5	1	0	0	198
533	Southeastern	81	58	0	3	0	18	0	160
522	Southwestern*	408	273	0	0	1	0	0	682
534	Spoon River	103	51	0	0	0	8	0	162
504	Triton	153	99	0	0	0	28	0	280
516	Waubonsee	79	236	0	0	0	13	5	333
539	Wood	68	64	0	0	0	2	0	134
	TOTALS	7,861	4,272	578	84	57	1,021	46	13,919

\*Formerly Belleville Area College

SOURCE OF DATA: Annual Enrollment &amp; Completion Data (A1)

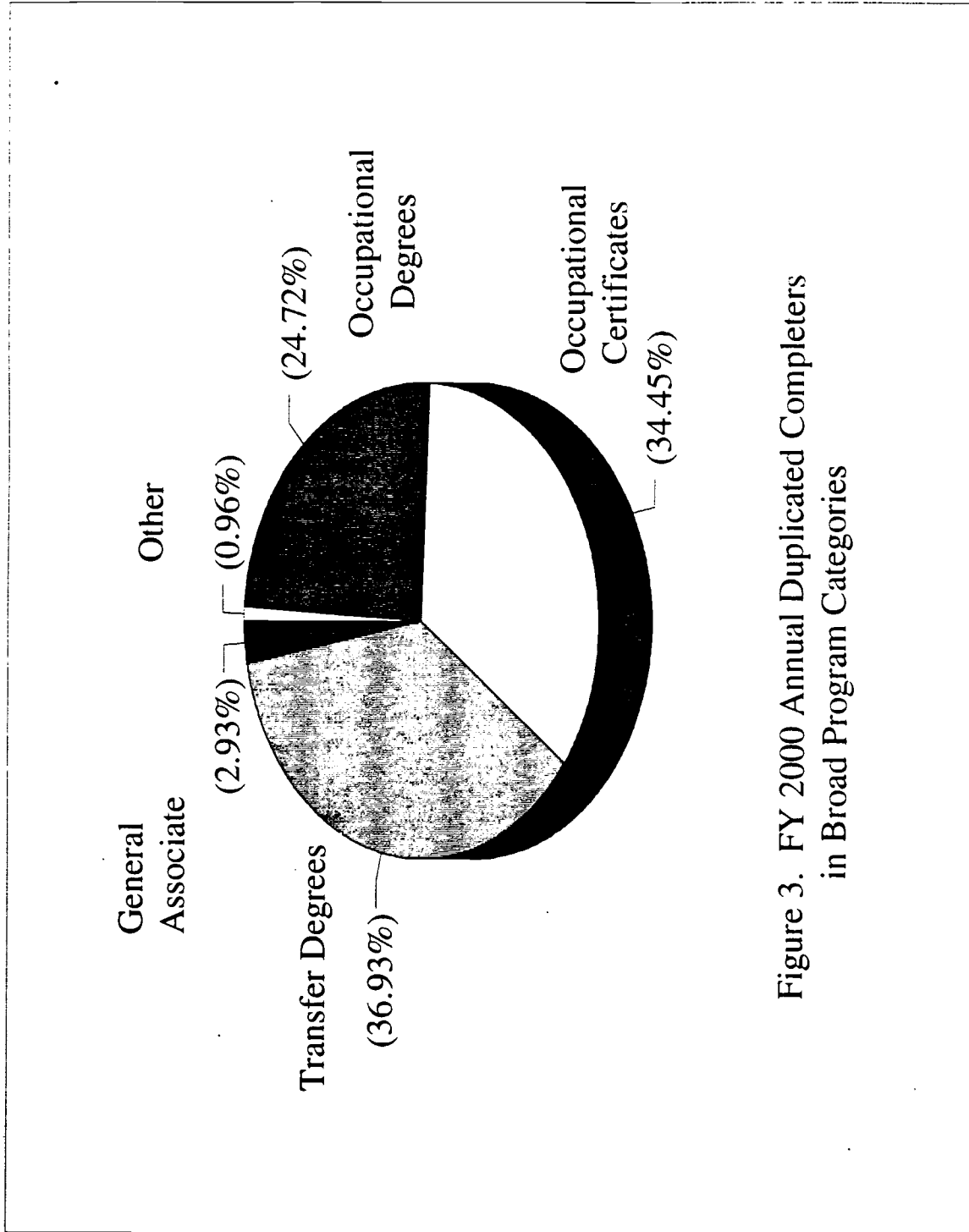


Figure 3. FY 2000 Annual Duplicated Completers in Broad Program Categories



Illinois Community College Board  
Table III-8  
SUMMARY OF OCCUPATIONAL DEGREES AND CERTIFICATES AWARDED  
IN FISCAL YEAR 2000

Dist. No.	District/College	Associate in Applied Science	Certificates of One Year or More	Certificates of Less Than One Year	Vocational Skills Certificates	Total
503	Black Hawk	261	121	56	0	438
508	Chicago	(707)	(811)	(1,630)	(265)	(3,413)
	Daley	113	101	168	1	383
	Kennedy-King	134	334	252	1	721
	Malcolm X	88	55	144	2	289
	Olive-Harvey	97	38	104	0	239
	Truman	103	173	115	259	650
	Washington	77	61	793	0	931
	Wilbur Wright	95	49	54	2	200
507	Danville	150	21	38	0	209
502	DuPage	547	266	746	0	1,559
509	Elgin	214	144	207	0	565
512	Harper	428	50	231	0	709
540	Heartland	37	40	3	0	80
519	Highland	34	28	16	0	78
514	Illinois Central	421	225	136	21	803
529	Illinois Eastern	(359)	(214)	(164)	(0)	(737)
	Frontier	48	28	43	0	119
	Lincoln Trail	110	126	77	0	313
	Olney Central	64	30	21	0	115
	Wabash	137	30	23	0	190
513	Illinois Valley	119	80	151	0	350
525	Joliet	385	65	47	0	497
520	Kankakee	195	68	2	0	265
501	Kaskaskia	191	124	19	0	334
523	Kishwaukee	105	29	121	0	255
532	Lake County	259	78	364	0	701
517	Lake Land	347	379	234	0	960
536	Lewis & Clark	200	96	231	0	527
526	Lincoln Land	228	21	422	0	671
530	Logan	177	150	3	0	330
528	McHenry	76	68	225	0	369
524	Moraine Valley	328	89	120	0	537
527	Morton	86	22	72	0	180
535	Oakton	152	66	203	0	421
505	Parkland	351	50	28	0	429
515	Prairie State	152	73	57	0	282
521	Rend Lake	90	188	33	0	311
537	Richland	91	30	9	0	130
511	Rock Valley	166	53	355	0	574
518	Sandburg	132	119	19	0	270
506	Sauk Valley	80	34	73	0	187
531	Shawnee	59	43	0	0	102
510	South Suburban	206	77	200	0	483
533	Southeastern	145	163	215	0	523
522	Southwestern*	412	203	407	0	1,022
534	Spoon River	60	6	22	0	88
504	Triton	447	181	174	2	804
516	Waubonsee	121	41	311	0	473
539	Wood	<u>86</u>	<u>31</u>	<u>98</u>	<u>0</u>	<u>215</u>
	TOTALS	8,604	4,547	7,442	288	20,881

\*Formerly Belleville Area College  
SOURCE OF DATA: A1 Submission

Illinois Community College Board  
Table III-9  
ANNUAL DUPLICATED COMPLETERS BY ACADEMIC PROGRAM BY COLLEGE  
FOR FISCAL YEAR 2000

Dist. No.	District/College	General Studies	Associate in Arts	Associate in Science	Associate in Arts & Science	Associate in Fine Arts	Associate in Engineering Science	Ag Bus/Mgmt, Cien 12 010101	Ag Mechanics, Cien 12 010201	Ag Production, Cien 12 010301
503	Black Hawk	0	273	64	0	0	0	19	3	15
508	Chicago	(0)	(809)	(132)	(0)	(0)	(1)	(0)	(0)	(0)
	Daley	0	160	30	0	0	0	0	0	0
	Kennedy-King	0	63	10	0	0	0	0	0	0
	Malcolm X	0	51	13	0	0	0	0	0	0
	Olive-Harvey	0	125	9	0	0	0	0	0	0
	Truman	0	82	26	0	0	0	0	0	0
	Washington	0	144	10	0	0	1	0	0	0
	Wilbur Wright	0	184	34	0	0	0	0	0	0
507	Danville	0	60	59	17	0	3	3	0	0
502	DuPage	0	773	135	0	0	6	0	0	0
509	Elgin	0	276	185	0	1	2	0	0	0
512	Harper	0	624	30	0	7	3	0	0	0
540	Heartland	0	260	50	0	0	0	0	0	0
519	Highland	0	72	93	0	0	6	2	0	1
514	Illinois Central	0	0	0	561	0	16	8	14	0
529	Illinois Eastern	(0)	(29)	(384)	(0)	(1)	(0)	(24)	(0)	(5)
	Frontier	0	2	62	0	0	0	0	0	0
	Lincoln Trail	0	10	86	0	0	0	0	0	0
	Olney Central	0	10	127	0	1	0	0	0	0
	Wabash	0	7	109	0	0	0	24	0	5
513	Illinois Valley	0	171	81	0	0	2	0	0	1
525	Joliet	0	296	65	0	0	0	14	0	15
520	Kankakee	0	64	48	0	4	2	0	0	0
501	Kaskaskia	0	202	25	0	0	0	9	0	0
523	Kishwaukee	0	99	153	0	0	2	0	9	10
532	Lake County	2	406	76	0	0	0	0	0	0
517	Lake Land	0	107	165	0	0	0	16	24	22
536	Lewis & Clark	0	35	224	0	5	0	2	0	0
526	Lincoln Land	39	201	165	0	19	4	0	0	14
530	Logan	0	145	135	0	0	1	0	0	0
528	McHenry	0	22	240	0	4	1	0	0	0
524	Moraine Valley	0	421	284	0	0	0	0	0	0
527	Morton	0	72	16	0	0	0	0	0	0
535	Oakton	0	190	1	0	3	5	0	0	0
505	Parkland	0	186	151	0	6	17	12	0	0
515	Prairie State	0	181	27	0	0	0	0	0	0
521	Rend Lake	0	118	49	0	0	0	1	8	4
537	Richland	0	103	81	0	0	0	0	0	0
511	Rock Valley	0	409	99	0	0	0	0	0	0
518	Sandburg	0	67	77	0	4	0	0	0	8
506	Sauk Valley	0	59	84	0	0	5	0	0	0
531	Shawnee	0	131	29	0	1	0	1	0	0
510	South Suburban	0	108	84	0	1	5	0	0	0
533	Southeastern	0	81	58	0	0	3	0	0	0
522	Southwestern*	0	408	273	0	1	0	0	0	0
534	Spoon River	0	103	51	0	0	0	0	10	3
504	Triton	0	153	99	0	0	0	0	0	0
516	Waubonsee	5	79	236	0	0	0	0	0	0
539	Wood	0	68	64	0	0	0	10	0	0
	TOTALS	46	7,861	4,272	578	57	84	121	68	98

\*Formerly Belleville Area College

SOURCE OF DATA: Annual Enrollment &amp; Completion Data (A1)

Illinois Community College Board  
 Table III-9  
 ANNUAL DUPLICATED COMPLETERS BY ACADEMIC PROGRAM BY COLLEGE  
 FOR FISCAL YEAR 2000

Dist. No.	District/College	Animal Prod 12 010302	Horsehandling/Care 12 010507	Horticulture, Gen 12 010601	Arboriculture 12 010602	Ornamental Hort 12 010603	Greenhouse Op/Mgmt 12 010604	Landscaping 12 010605	Nursery Op/Mgmt 12 010606	Turf Mgmt 12 010607
503	Black Hawk	42	17	17	0	0	0	0	0	0
508	Chicago	(0)	(0)	(0)	(0)	(6)	(0)	(0)	(0)	(0)
	Daley	0	0	0	0	6	0	0	0	0
	Kennedy-King	0	0	0	0	0	0	0	0	0
	Malcolm X	0	0	0	0	0	0	0	0	0
	Olive-Harvey	0	0	0	0	0	0	0	0	0
	Truman	0	0	0	0	0	0	0	0	0
	Washington	0	0	0	0	0	0	0	0	0
	Wilbur Wright	0	0	0	0	0	0	0	0	0
507	Danville	0	0	0	0	4	0	7	0	0
502	DuPage	0	0	24	0	1	2	4	1	1
509	Elgin	0	0	0	0	0	0	0	0	0
512	Harper	0	0	6	0	16	0	3	0	0
540	Heartland	0	0	0	0	0	0	0	0	0
519	Highland	0	0	0	0	0	0	0	0	0
514	Illinois Central	0	0	45	0	0	0	1	0	2
529	Illinois Eastern	(0)	(0)	(11)	(0)	(0)	(0)	(0)	(0)	(0)
	Frontier	0	0	0	0	0	0	0	0	0
	Lincoln Trail	0	0	10	0	0	0	0	0	0
	Olney Central	0	0	1	0	0	0	0	0	0
	Wabash	0	0	0	0	0	0	0	0	0
513	Illinois Valley	0	0	0	0	0	0	0	0	0
525	Joliet	1	0	27	0	1	4	4	1	2
520	Kankakee	0	0	0	0	0	0	0	0	0
501	Kaskaskia	0	0	11	0	0	0	0	0	0
523	Kishwaukee	0	0	3	0	8	4	9	5	4
532	Lake County	0	0	0	2	7	0	4	0	4
517	Lake Land	0	0	11	0	0	0	0	0	0
536	Lewis & Clark	0	0	0	0	0	0	0	0	9
526	Lincoln Land	0	0	0	0	0	0	5	0	0
530	Logan	0	0	0	0	0	0	0	0	0
528	McHenry	0	0	9	0	0	0	2	0	0
524	Moraine Valley	0	0	0	0	0	0	0	0	0
527	Morton	0	0	0	0	0	0	0	0	0
535	Oakton	0	0	0	0	0	0	0	0	0
505	Parkland	6	0	0	0	0	0	0	0	0
515	Prairie State	0	0	0	0	0	0	0	0	0
521	Rend Lake	0	0	19	0	0	0	0	0	0
537	Richland	0	0	2	0	0	0	0	0	0
511	Rock Valley	0	0	0	0	0	0	0	0	0
518	Sandburg	0	0	0	0	0	0	0	0	0
506	Sauk Valley	0	0	0	0	0	0	0	0	0
531	Shawnee	0	0	0	0	0	0	0	0	0
510	South Suburban	0	0	0	0	0	0	0	0	0
533	Southeastern	0	0	4	4	0	0	0	0	0
522	Southwestern*	0	0	9	0	0	0	0	0	0
534	Spoon River	0	0	0	0	0	0	0	0	0
504	Triton	0	0	0	0	0	1	7	0	0
516	Waubonsee	0	0	0	0	0	0	0	0	0
539	Wood	8	0	0	0	0	0	0	0	0
	TOTALS	57	17	198	6	43	11	46	7	22

\*Formerly Belleville Area College

SOURCE OF DATA: Annual Enrollment & Completion Data (A1)

Illinois Community College Board  
Table III-9  
ANNUAL DUPLICATED COMPLETERS BY ACADEMIC PROGRAM BY COLLEGE  
FOR FISCAL YEAR 2000

Dist. No.	District/College	Parks/Grounds Mgmt 12 010610	Frisary Prod/Proc. Gen 12 030401	Wildlife Mgmt 12 030601	Bus Adm/Mgmt. Gen 12 060401	Acctg/Bkkeepg. Gen 12 070101	Microcomp Apps 12 070308	Ofc. Supr/Mgmt 12 070401	Med Secretary 12 070605	Fashion Merch 12 080102
503	Black Hawk	0	0	0	0	0	0	0	0	0
508	Chicago	(0)	(0)	(0)	(0)	(0)	(0)	(0)	(0)	(0)
	Daley	0	0	0	0	0	0	0	0	0
	Kennedy-King	0	0	0	0	0	0	0	0	0
	Malcolm X	0	0	0	0	0	0	0	0	0
	Olive-Harvey	0	0	0	0	0	0	0	0	0
	Truman	0	0	0	0	0	0	0	0	0
	Washington	0	0	0	0	0	0	0	0	0
	Wilbur Wright	0	0	0	0	0	0	0	0	0
507	Danville	0	0	0	0	0	0	0	0	0
502	DuPage	0	0	0	0	1	0	0	0	4
509	Elgin	0	0	0	1	0	0	2	0	0
512	Harper	3	0	0	0	0	0	0	0	3
540	Heartland	0	0	0	0	0	0	0	0	0
519	Highland	0	0	0	0	0	0	0	0	0
514	Illinois Central	0	0	0	0	0	0	0	0	0
529	Illinois Eastern	(0)	(0)	(0)	(0)	(0)	(0)	(0)	(0)	(0)
	Frontier	0	0	0	0	0	0	0	0	0
	Lincoln Trail	0	0	0	0	0	0	0	0	0
	Olney Central	0	0	0	0	0	0	0	0	0
	Wabash	0	0	0	0	0	0	0	0	0
513	Illinois Valley	0	0	0	0	0	0	0	0	0
525	Joliet	0	0	0	0	0	2	0	1	4
520	Kankakee	0	0	0	0	0	0	0	0	0
501	Kaskaskia	0	0	0	2	0	0	7	0	0
523	Kishwaukee	0	0	0	0	0	0	0	0	0
532	Lake County	0	0	0	0	0	0	0	0	0
517	Lake Land	0	0	0	0	0	0	0	0	0
536	Lewis & Clark	0	0	0	0	0	0	0	0	0
526	Lincoln Land	0	0	0	0	0	0	0	0	0
530	Logan	0	0	0	0	0	0	0	0	2
528	McHenry	0	0	0	0	0	0	0	0	0
524	Moraine Valley	0	0	0	0	0	0	0	0	2
527	Morton	0	0	0	0	0	0	0	0	0
535	Oakton	0	0	0	0	0	0	0	0	0
505	Parkland	0	0	0	0	0	0	0	0	0
515	Prairie State	0	0	0	0	0	0	0	0	0
521	Rend Lake	0	0	0	0	0	0	0	0	0
537	Richland	0	0	0	0	0	0	0	0	0
511	Rock Valley	0	0	0	0	0	0	0	0	0
518	Sandburg	0	0	0	0	0	0	0	0	0
506	Sauk Valley	0	0	0	0	0	0	0	0	0
531	Shawnee	0	0	0	0	0	0	0	0	0
510	South Suburban	0	0	0	0	0	0	0	0	0
533	Southeastern	0	3	27	0	0	0	0	0	0
522	Southwestern*	0	0	0	0	0	0	0	0	0
534	Spoon River	0	0	0	0	0	0	0	0	0
504	Triton	0	0	0	0	0	0	0	0	0
516	Waubonsee	0	0	0	0	0	0	0	0	0
539	Wood	0	0	0	0	0	0	0	0	0
	TOTALS	3	3	27	3	1	2	9	1	15

\*Formerly Belleville Area College

SOURCE OF DATA: Annual Enrollment & Completion Data (A1)

Illinois Community College Board  
Table III-9  
ANNUAL DUPLICATED COMPLETERS BY ACADEMIC PROGRAM BY COLLEGE  
FOR FISCAL YEAR 2000

Dist. No.	District/College	Entrepreneurship 12 080301	Fin Svcs Mktg Op 12 080401	Ind Marketing 12 080702	Retailing 12 080705	Gen Mktg/Sales 12 080706	Gen Mktg Op 12 080708	Gen Distrib Op 12 080709	Travel Svcs Mktg 12 081105	Print Journalism 12 090401
503	Black Hawk	0	0	0	9	0	0	0	0	0
508	Chicago	(0)	(0)	(0)	(0)	(13)	(0)	(0)	(2)	(0)
	Daley	0	0	0	0	1	0	0	0	0
	Kennedy-King	0	0	0	0	1	0	0	0	0
	Malcolm X	0	0	0	0	0	0	0	0	0
	Olive-Harvey	0	0	0	0	5	0	0	0	0
	Truman	0	0	0	0	0	0	0	0	0
	Washington	0	0	0	0	2	0	0	2	0
	Wilbur Wright	0	0	0	0	4	0	0	0	0
507	Danville	0	0	0	0	21	0	0	0	0
502	DuPage	3	0	0	0	20	0	4	104	0
509	Elgin	0	0	0	2	1	0	0	12	0
512	Harper	0	0	7	1	5	0	37	0	5
540	Heartland	0	0	0	0	0	0	0	0	0
519	Highland	0	0	0	0	0	0	0	0	0
514	Illinois Central	0	0	0	0	2	0	0	0	0
529	Illinois Eastern	(0)	(0)	(0)	(22)	(6)	(0)	(0)	(0)	(0)
	Frontier	0	0	0	1	0	0	0	0	0
	Lincoln Trail	0	0	0	0	0	0	0	0	0
	Olney Central	0	0	0	1	0	0	0	0	0
	Wabash	0	0	0	20	6	0	0	0	0
513	Illinois Valley	0	0	0	0	6	0	0	0	0
525	Joliet	0	0	0	1	4	0	0	0	0
520	Kankakee	0	0	0	0	0	0	0	0	0
501	Kaskaskia	0	0	0	1	0	0	0	0	0
523	Kishwaukee	0	0	0	2	0	0	0	0	0
532	Lake County	0	0	0	0	10	0	0	0	0
517	Lake Land	2	0	0	14	6	0	0	0	0
536	Lewis & Clark	0	0	0	0	0	0	0	0	0
526	Lincoln Land	0	0	0	0	1	0	0	0	0
530	Logan	0	0	0	1	12	0	0	4	0
528	McHenry	0	0	0	0	3	0	0	0	0
524	Moraine Valley	0	0	0	7	0	0	0	43	0
527	Morton	0	0	0	0	1	0	0	0	0
535	Oakton	0	0	0	1	3	0	0	0	0
505	Parkland	0	0	0	0	4	0	0	8	0
515	Prairie State	0	0	0	0	0	0	0	0	0
521	Rend Lake	0	0	0	0	0	0	0	0	0
537	Richland	0	0	0	0	0	0	0	0	0
511	Rock Valley	0	0	0	0	2	0	0	0	0
518	Sandburg	0	0	0	0	1	0	0	0	0
506	Sauk Valley	0	0	0	0	6	0	0	0	0
531	Shawnee	0	0	0	0	0	0	0	0	0
510	South Suburban	4	0	0	1	0	0	0	0	0
533	Southeastern	0	0	0	0	0	0	0	0	0
522	Southwestern*	0	0	0	0	6	0	0	0	0
534	Spoon River	0	0	0	0	0	0	0	0	0
504	Triton	0	2	0	0	6	0	8	0	0
516	Waubensee	0	0	0	5	0	1	0	3	0
539	Wood	0	0	0	0	1	0	0	0	0
	TOTALS	9	2	7	67	140	1	49	176	5

\*Formerly Belleville Area College

SOURCE OF DATA: Annual Enrollment &amp; Completion Data (A1)

Illinois Community College Board  
Table III-9  
ANNUAL DUPLICATED COMPLETERS BY ACADEMIC PROGRAM BY COLLEGE  
FOR FISCAL YEAR 2000

Dist. No.	District/College	Radio/TV, Gen 12 090701	Ed Media Tech 12 100101	Radio/TV Prod 12 100104	Funeral Svcs 12 120301	Cosmetology 12 120403	Massage 12 120405	Make-up Artist 12 120406	Baker/Pastry Chef 12 120501	Cul Arts/Chef Trng 12 120503
503	Black Hawk	0	0	0	0	0	0	0	0	13
508	Chicago	(13)	(0)	(0)	(5)	(93)	(0)	(18)	(11)	(126)
	Daley	0	0	0	0	0	0	0	0	0
	Kennedy-King	13	0	0	0	0	0	0	11	126
	Malcolm X	0	0	0	5	0	0	0	0	0
	Olive-Harvey	0	0	0	0	0	0	0	0	0
	Truman	0	0	0	0	93	0	18	0	0
	Washington	0	0	0	0	0	0	0	0	0
	Wilbur Wright	0	0	0	0	0	0	0	0	0
507	Danville	0	0	0	0	0	0	0	0	0
502	DuPage	0	4	0	0	0	0	0	5	13
509	Elgin	0	0	0	0	0	0	0	3	16
512	Harper	0	0	0	0	0	0	0	1	2
540	Heartland	0	0	0	0	0	0	0	0	0
519	Highland	0	0	0	0	12	0	0	0	0
514	Illinois Central	0	0	0	0	0	0	0	0	22
529	Illinois Eastern	(0)	(0)	(7)	(0)	(6)	(0)	(0)	(0)	(12)
	Frontier	0	0	0	0	0	0	0	0	0
	Lincoln Trail	0	0	0	0	0	0	0	0	12
	Olney Central	0	0	1	0	5	0	0	0	0
	Wabash	0	0	6	0	1	0	0	0	0
513	Illinois Valley	0	0	0	0	0	0	0	0	11
525	Joliet	0	0	0	0	0	0	0	0	27
520	Kankakee	0	0	0	0	0	0	0	0	0
501	Kaskaskia	0	0	0	0	13	0	0	0	5
523	Kishwaukee	0	0	0	0	0	21	0	0	0
532	Lake County	0	0	0	0	0	0	0	0	3
517	Lake Land	5	0	0	0	30	0	0	0	18
536	Lewis & Clark	5	0	0	0	0	0	0	0	0
526	Lincoln Land	0	0	0	0	0	0	0	0	0
530	Logan	0	0	0	0	25	0	0	0	0
528	McHenry	0	0	0	0	0	0	0	0	0
524	Moraine Valley	0	0	0	0	0	0	0	1	0
527	Morton	0	0	0	0	0	0	0	0	0
535	Oakton	0	0	0	0	0	0	0	0	0
505	Parkland	1	0	0	0	0	0	0	0	0
515	Prairie State	0	0	0	0	0	0	0	0	0
521	Rend Lake	0	0	0	0	0	0	0	0	27
537	Richland	0	0	0	0	0	0	0	0	0
511	Rock Valley	0	0	0	0	0	0	0	0	0
518	Sandburg	0	0	0	20	19	0	0	0	0
506	Sauk Valley	0	0	0	0	0	0	0	0	0
531	Shawnee	0	0	0	0	3	0	0	0	1
510	South Suburban	0	0	0	0	0	0	0	0	0
533	Southeastern	0	0	0	0	9	0	0	0	8
522	Southwestern*	0	0	0	0	7	0	0	0	7
534	Spoon River	0	0	0	0	0	0	0	0	0
504	Triton	0	0	0	0	0	0	0	0	10
516	Waubonsee	0	0	0	0	0	5	0	0	0
539	Wood	0	0	8	0	0	0	0	0	0
	TOTALS	24	4	15	25	217	26	18	21	321

\*Formerly Belleville Area College

SOURCE OF DATA: Annual Enrollment & Completion Data (A1)

Illinois Community College Board  
 Table III-9  
 ANNUAL DUPLICATED COMPLETERS BY ACADEMIC PROGRAM BY COLLEGE  
 FOR FISCAL YEAR 2000

Dist. No.	District/College	Restaurant Op Mngr 12 120504	Teacher Assn/Aide 12 131501	Civil Tech 12 150201	Comp Tech 12 150301	Electronic Tech 12 150303	Telecom Elec 12 150310	Biomed Equip Tech 12 150401	Comp Srvc Tech 12 150402	Electromech Tech 12 150403
503	Black Hawk	0	0	1	0	0	0	0	0	0
508	Chicago	(0)	(4)	(0)	(0)	(5)	(0)	(0)	(11)	(0)
	Daley	0	0	0	0	0	0	0	0	0
	Kennedy-King	0	0	0	0	0	0	0	0	0
	Malcolm X	0	3	0	0	0	0	0	0	0
	Olive-Harvey	0	0	0	0	0	0	0	11	0
	Truman	0	0	0	0	5	0	0	0	0
	Washington	0	1	0	0	0	0	0	0	0
	Wilbur Wright	0	0	0	0	0	0	0	0	0
507	Danville	0	1	0	0	0	0	0	0	0
502	DuPage	6	0	0	0	5	0	0	7	0
509	Elgin	4	0	0	0	7	0	0	0	0
512	Harper	9	0	0	0	24	0	0	1	0
540	Heartland	0	0	0	0	3	0	0	0	0
519	Highland	0	0	0	0	1	0	0	0	0
514	Illinois Central	0	0	0	0	20	0	0	0	0
529	Illinois Eastern	(0)	(4)	(0)	(0)	(9)	(39)	(0)	(0)	(0)
	Frontier	0	3	0	0	2	0	0	0	0
	Lincoln Trail	0	1	0	0	0	39	0	0	0
	Olney Central	0	0	0	0	0	0	0	0	0
	Wabash	0	0	0	0	7	0	0	0	0
513	Illinois Valley	0	0	0	0	3	0	0	0	0
525	Joliet	11	1	0	0	16	0	0	0	0
520	Kankakee	0	3	0	0	11	0	0	0	0
501	Kaskaskia	0	1	0	0	22	0	0	0	0
523	Kishwaukee	0	0	0	0	3	0	0	0	0
532	Lake County	5	0	0	0	9	0	0	0	0
517	Lake Land	0	0	21	0	4	2	0	0	3
536	Lewis & Clark	0	12	0	0	0	0	0	0	0
526	Lincoln Land	0	5	0	0	22	0	0	0	0
530	Logan	0	0	0	1	6	0	0	0	0
528	McHenry	0	0	0	0	17	0	0	0	0
524	Moraine Valley	13	9	0	4	2	0	0	0	0
527	Morton	0	0	0	0	0	2	0	0	0
535	Oakton	9	0	0	0	5	0	0	1	0
505	Parkland	3	0	0	0	4	0	4	8	0
515	Prairie State	0	5	0	0	4	0	0	0	0
521	Rend Lake	0	0	0	16	7	0	0	0	0
537	Richland	0	0	0	0	0	0	0	0	0
511	Rock Valley	0	0	0	0	6	0	0	0	0
518	Sandburg	0	0	0	0	14	0	0	0	0
506	Sauk Valley	0	0	0	0	10	0	0	0	0
531	Shawnee	2	0	0	0	4	0	0	0	0
510	South Suburban	0	4	0	0	4	0	1	0	0
533	Southeastern	0	0	0	0	0	0	0	0	0
522	Southwestern*	6	0	0	0	0	0	0	0	0
534	Spoon River	0	0	0	0	3	0	0	0	0
504	Triton	4	1	0	0	5	0	0	24	0
516	Waubonsee	0	0	0	0	7	0	0	0	0
539	Wood	0	0	0	0	5	0	0	0	0
	TOTALS	72	50	22	21	267	43	5	52	3

\*Formerly Belleville Area College

SOURCE OF DATA: Annual Enrollment & Completion Data (A1)

Illinois Community College Board  
Table III-9  
ANNUAL DUPLICATED COMPLETERS BY ACADEMIC PROGRAM BY COLLEGE  
FOR FISCAL YEAR 2000

Dist. No.	District/College	Instru Tech 12 150404	Robotics Tech 12 150405	Fluid Power Tech 12 150410	Automated Manuf Tech 12 150411	Energy Mgmt/System Tech 12 150403	Water Quality/Treatment Tech 12 150406	Envir/Pollution Tech 12 150507	Industrial Tech 12 150403	Plastic Tech 12 150407
503	Black Hawk	0	1	0	0	0	0	2	9	0
508	Chicago	(0)	(0)	(0)	(0)	(0)	(0)	(2)	(0)	(0)
	Daley	0	0	0	0	0	0	0	0	0
	Kennedy-King	0	0	0	0	0	0	0	0	0
	Malcolm X	0	0	0	0	0	0	0	0	0
	Olive-Harvey	0	0	0	0	0	0	0	0	0
	Truman	0	0	0	0	0	0	0	0	0
	Washington	0	0	0	0	0	0	0	0	0
	Wilbur Wright	0	0	0	0	0	0	2	0	0
507	Danville	0	0	0	0	0	0	0	8	0
502	DuPage	0	3	0	1	0	0	0	5	15
509	Elgin	0	0	0	0	0	0	0	0	2
512	Harper	0	0	0	2	0	0	0	1	0
540	Heartland	0	0	0	0	0	0	0	0	0
519	Highland	0	0	0	0	0	0	0	5	0
514	Illinois Central	0	11	0	0	0	0	0	5	0
529	Illinois Eastern	(0)	(0)	(0)	(0)	(0)	(0)	(0)	(3)	(0)
	Frontier	0	0	0	0	0	0	0	0	0
	Lincoln Trail	0	0	0	0	0	0	0	0	0
	Olney Central	0	0	0	0	0	0	0	0	0
	Wabash	0	0	0	0	0	0	0	3	0
513	Illinois Valley	0	0	0	4	0	0	0	0	0
525	Joliet	0	0	0	0	0	0	0	7	0
520	Kankakee	0	0	0	0	0	0	0	2	0
501	Kaskaskia	0	0	0	0	0	0	0	0	0
523	Kishwaukee	0	0	0	1	0	0	0	0	0
532	Lake County	0	0	0	5	0	2	0	0	0
517	Lake Land	0	0	0	0	0	0	0	0	0
536	Lewis & Clark	0	0	0	0	0	0	0	1	0
526	Lincoln Land	0	0	0	0	0	0	0	0	0
530	Logan	0	0	0	3	0	0	0	0	0
528	McHenry	0	0	0	0	0	0	0	0	2
524	Moraine Valley	5	0	0	0	1	0	0	0	0
527	Morton	0	0	0	0	0	0	0	0	0
535	Oakton	0	0	0	13	0	0	0	0	0
505	Parkland	0	0	0	0	0	0	0	4	0
515	Prairie State	0	0	0	0	0	0	0	0	0
521	Rend Lake	0	0	0	0	0	0	0	2	0
537	Richland	0	0	0	0	0	0	0	1	0
511	Rock Valley	0	0	4	0	0	0	0	8	0
518	Sandburg	0	0	0	0	0	0	0	0	0
506	Sauk Valley	0	0	0	0	0	0	0	1	0
531	Shawnee	0	0	0	0	0	0	0	0	0
510	South Suburban	0	0	0	0	0	0	0	0	0
533	Southeastern	0	0	0	0	0	0	0	0	0
522	Southwestern*	0	0	0	0	0	0	0	0	0
534	Spoon River	0	0	0	0	0	0	0	0	0
504	Triton	0	1	0	5	0	0	0	0	0
516	Waubonsee	0	3	0	1	0	0	0	0	0
539	Wood	0	0	0	0	0	0	0	0	0
	TOTALS	5	19	4	35	1	2	4	62	19

\*Formerly Belleville Area College

SOURCE OF DATA: Annual Enrollment &amp; Completion Data (A1)



Illinois Community College Board  
Table III-9  
ANNUAL DUPLICATED COMPLETERS BY ACADEMIC PROGRAM BY COLLEGE  
FOR FISCAL YEAR 2000

Dist. No.	District/College	Metallurgical Tech 12 150611	Quality Control Tech 12 150702	Mech Design Tech 12 150805	Comp-Aided Design 12 150810	Microprecision Tech 12 150811	Mining Tech 12 150901	Constructive/Bldg Tech 12 151001	Mental Health Tech 12 170406	Assoc Degree Nursing 12 181101
503	Black Hawk	0	0	0	6	0	0	0	0	0
508	Chicago	(0)	(0)	(0)	(27)	(0)	(0)	(0)	(0)	(0)
	Daley	0	0	0	1	0	0	0	0	0
	Kennedy-King	0	0	0	0	0	0	0	0	0
	Malcolm X	0	0	0	0	0	0	0	0	0
	Olive-Harvey	0	0	0	0	0	0	0	0	0
	Truman	0	0	0	0	0	0	0	0	0
	Washington	0	0	0	0	0	0	0	0	0
	Wilbur Wright	0	0	0	26	0	0	0	0	0
507	Danville	0	0	0	5	0	0	0	0	0
502	DuPage	0	0	0	10	0	0	0	0	0
509	Elgin	0	0	0	15	0	0	0	1	1
512	Harper	0	1	1	0	0	0	0	0	0
540	Heartland	0	0	0	1	0	0	0	0	0
519	Highland	0	0	0	0	0	0	0	0	0
514	Illinois Central	0	0	2	1	0	0	0	0	0
529	Illinois Eastern	(0)	(29)	(1)	(4)	(0)	(3)	(0)	(0)	(0)
	Frontier	0	28	0	0	0	0	0	0	0
	Lincoln Trail	0	1	1	4	0	0	0	0	0
	Olney Central	0	0	0	0	0	0	0	0	0
	Wabash	0	0	0	0	0	3	0	0	0
513	Illinois Valley	0	0	8	2	0	0	0	0	0
525	Joliet	0	0	3	0	0	0	0	0	0
520	Kankakee	0	0	0	6	0	0	0	0	0
501	Kaskaskia	0	0	0	3	0	0	0	0	0
523	Kishwaukee	0	1	0	8	0	0	0	0	0
532	Lake County	0	0	3	16	0	0	7	0	0
517	Lake Land	0	0	12	21	0	0	0	0	0
536	Lewis & Clark	0	0	0	18	0	0	0	0	0
526	Lincoln Land	0	0	0	0	0	0	0	0	0
530	Logan	0	0	0	6	0	0	0	0	0
528	McHenry	0	0	0	4	0	0	0	0	0
524	Moraine Valley	0	27	3	2	0	0	0	0	0
527	Morton	0	0	0	3	0	0	0	0	0
535	Oakton	0	0	3	17	0	0	0	0	0
505	Parkland	0	0	0	0	1	0	0	0	0
515	Prairie State	0	0	2	8	0	0	0	0	0
521	Rend Lake	0	0	0	4	0	0	0	0	0
537	Richland	0	0	0	0	0	0	0	0	0
511	Rock Valley	0	7	0	15	0	0	0	0	0
518	Sandburg	0	0	3	0	0	0	0	0	0
506	Sauk Valley	0	1	4	1	0	0	0	0	0
531	Shawnee	0	0	0	0	0	0	0	0	0
510	South Suburban	0	0	0	14	0	0	0	0	0
533	Southeastern	0	0	0	0	0	0	0	0	0
522	Southwestern*	0	0	0	0	0	0	0	0	0
534	Spoon River	0	0	0	0	0	0	0	0	0
504	Triton	1	2	4	9	0	0	0	0	0
516	Waubensee	0	2	0	6	0	0	0	0	0
539	Wood	0	0	0	2	0	0	0	0	0
	<b>TOTALS</b>	<b>1</b>	<b>70</b>	<b>49</b>	<b>234</b>	<b>1</b>	<b>3</b>	<b>7</b>	<b>1</b>	<b>1</b>

\*Formerly Belleville Area College

SOURCE OF DATA: Annual Enrollment & Completion Data (A1)

Illinois Community College Board  
 Table III-9  
 ANNUAL DUPLICATED COMPLETERS BY ACADEMIC PROGRAM BY COLLEGE  
 FOR FISCAL YEAR 2000

Dist. No.	District/College	Child Care/Dev 12 200202	Fash Design/Coord 12 200306	Food Prod Mgmt, Gen 12 200401	Baking 12 200402	Dietetic Aide/Assig 12 200404	Food Srvc/Rest Mgmt 12 200406	Home Furn/Equip Inst, Other 12 200401	Elder Care Provider 12 200402	Custodial Services 12 200404
503	Black Hawk	11	0	0	0	0	0	0	0	0
508	Chicago	(322)	(0)	(638)	(0)	(21)	(0)	(0)	(0)	(0)
	Daley	36	0	0	0	0	0	0	0	0
	Kennedy-King	38	0	1	0	0	0	0	0	0
	Malcolm X	29	0	14	0	21	0	0	0	0
	Olive-Harvey	131	0	0	0	0	0	0	0	0
	Truman	59	0	0	0	0	0	0	0	0
	Washington	29	0	623	0	0	0	0	0	0
	Wilbur Wright	0	0	0	0	0	0	0	0	0
507	Danville	6	0	0	0	0	0	0	0	0
502	DuPage	31	7	0	0	0	0	8	1	0
509	Elgin	2	0	0	2	0	1	0	0	0
512	Harper	18	9	0	0	9	0	17	0	0
540	Heartland	6	0	0	0	0	0	0	0	0
519	Highland	6	0	0	0	0	0	0	0	0
514	Illinois Central	19	0	0	0	0	0	2	0	47
529	Illinois Eastern	(10)	(0)	(0)	(0)	(0)	(0)	(0)	(0)	(37)
	Frontier	1	0	0	0	0	0	0	0	0
	Lincoln Trail	0	0	0	0	0	0	0	0	37
	Olney Central	0	0	0	0	0	0	0	0	0
	Wabash	9	0	0	0	0	0	0	0	0
513	Illinois Valley	8	0	0	0	0	0	0	0	0
525	Joliet	10	0	0	0	0	0	12	0	0
520	Kankakee	13	0	0	0	0	0	0	0	0
501	Kaskaskia	12	0	0	0	0	0	0	0	7
523	Kishwaukee	6	0	0	0	0	0	0	0	0
532	Lake County	5	0	0	0	0	0	0	0	0
517	Lake Land	21	0	0	0	0	0	0	0	106
536	Lewis & Clark	15	0	0	0	0	0	0	0	0
526	Lincoln Land	10	0	0	0	5	0	0	0	0
530	Logan	8	0	0	0	0	0	0	0	0
528	McHenry	11	0	0	0	0	0	0	0	0
524	Moraine Valley	18	0	0	0	0	0	0	0	0
527	Morton	0	0	0	0	0	0	0	0	0
535	Oakton	33	0	0	0	0	0	0	0	0
505	Parkland	14	0	0	0	0	0	0	0	0
515	Prairie State	17	0	0	0	0	0	3	0	0
521	Rend Lake	7	0	0	0	0	0	0	0	8
537	Richland	15	0	0	0	0	0	0	0	0
511	Rock Valley	5	0	0	0	0	0	0	0	0
518	Sandburg	4	0	0	0	0	0	0	0	16
506	Sauk Valley	5	0	0	0	0	0	0	0	0
531	Shawnee	5	0	0	0	0	0	0	0	0
510	South Suburban	15	0	0	0	0	0	0	0	0
533	Southeastern	5	0	0	0	0	0	0	0	71
522	Southwestern*	25	0	8	0	0	0	0	0	0
534	Spoon River	0	0	0	0	0	0	0	0	0
504	Triton	33	0	0	0	0	0	4	0	0
516	Waubonsee	24	0	0	0	0	0	0	0	0
539	Wood	9	0	0	0	2	0	0	0	0
	TOTALS	784	16	646	2	37	1	46	1	292

\*Formerly Belleville Area College  
 SOURCE OF DATA: Annual Enrollment & Completion Data (A1)

Illinois Community College Board  
Table III-9  
ANNUAL DUPLICATED COMPLETERS BY ACADEMIC PROGRAM BY COLLEGE  
FOR FISCAL YEAR 2000

Dist. No.	District/College	Paralegal/Legal Asst 12 220103	Tech/Bus Writing 12 231101	Library Assisting 12 250301	Parks/Recreation/Fac Mgmt 12 310301	Hlth/Physical Ed 12 310501	Biological Tech 12 410101	Chem Tech 12 410301	Corrections 12 430102	Criminal Justice Tech 12 430105
503	Black Hawk	5	2	3	0	0	0	0	0	0
508	Chicago	(0)	(0)	(2)	(0)	(0)	(3)	(2)	(0)	(0)
	Daley	0	0	0	0	0	0	0	0	0
	Kennedy-King	0	0	0	0	0	0	0	0	0
	Malcolm X	0	0	0	0	0	0	0	0	0
	Olive-Harvey	0	0	0	0	0	0	0	0	0
	Truman	0	0	0	0	0	3	2	0	0
	Washington	0	0	0	0	0	0	0	0	0
	Wilbur Wright	0	0	2	0	0	0	0	0	0
507	Danville	0	0	0	0	0	0	0	0	0
502	DuPage	0	0	30	0	0	0	0	0	1
509	Elgin	18	0	0	0	0	0	0	0	0
512	Harper	40	0	0	0	0	0	0	0	0
540	Heartland	0	0	0	0	0	0	0	0	0
519	Highland	0	0	0	0	0	0	0	0	0
514	Illinois Central	16	0	2	0	0	0	0	0	0
529	Illinois Eastern	(0)	(0)	(0)	(0)	(0)	(0)	(0)	(0)	(0)
	Frontier	0	0	0	0	0	0	0	0	0
	Lincoln Trail	0	0	0	0	0	0	0	0	0
	Olney Central	0	0	0	0	0	0	0	0	0
	Wabash	0	0	0	0	0	0	0	0	0
513	Illinois Valley	0	0	1	0	0	0	0	0	0
525	Joliet	0	0	0	0	0	0	0	3	0
520	Kankakee	0	0	0	0	0	0	0	0	0
501	Kaskaskia	0	0	0	0	0	0	0	0	0
523	Kishwaukee	0	0	0	0	0	0	0	0	0
532	Lake County	0	12	9	0	0	0	6	0	0
517	Lake Land	0	0	0	0	0	0	0	0	0
536	Lewis & Clark	0	0	2	0	0	0	0	0	0
526	Lincoln Land	0	0	0	0	0	0	0	0	0
530	Logan	0	0	0	0	0	0	0	0	0
528	McHenry	0	0	0	0	6	0	0	0	0
524	Moraine Valley	0	0	0	2	0	0	0	0	0
527	Morton	0	0	0	0	0	0	0	0	0
535	Oakton	0	0	0	0	0	0	0	0	0
505	Parkland	0	0	0	0	0	0	0	0	0
515	Prairie State	0	0	0	0	0	0	0	0	0
521	Rend Lake	0	0	0	0	0	0	0	0	0
537	Richland	0	0	0	0	0	0	0	0	0
511	Rock Valley	0	0	0	0	0	0	0	0	0
518	Sandburg	0	0	0	0	0	0	0	0	0
506	Sauk Valley	0	0	0	0	0	0	0	2	0
531	Shawnee	0	0	0	0	0	0	0	0	0
510	South Suburban	11	0	0	0	0	0	0	0	0
533	Southeastern	0	0	0	0	0	0	0	3	0
522	Southwestern*	37	0	0	0	0	0	5	0	0
534	Spoon River	0	0	0	0	0	0	0	0	0
504	Triton	0	0	0	0	0	0	0	0	0
516	Waubonsee	0	0	0	0	0	0	0	0	0
539	Wood	0	0	0	0	0	0	0	0	0
	TOTALS	127	14	49	2	6	3	13	8	1

\*Formerly Belleville Area College

SOURCE OF DATA: Annual Enrollment & Completion Data (A1)

Illinois Community College Board  
Table III-9  
ANNUAL DUPLICATED COMPLETERS BY ACADEMIC PROGRAM BY COLLEGE  
FOR FISCAL YEAR 2000

Dist. No.	District/College	Law Enforcement/Police Sci 12 430107	Security Srvc (Private) 12 430109	Criminal Just/Correc 12 430199	Fire Cntrl/Sfty Tech 12 430201	Fire Officer 12 430202	Firefighting 12 430203	Social Wrk/Srvc 12 440701	Carpentry 12 440701	Electrician 12 440702
503	Black Hawk	0	0	0	0	0	0	0	0	0
508	Chicago	(56)	(3)	(0)	(24)	(0)	(0)	(10)	(17)	(0)
	Daley	31	1	0	0	0	0	0	0	0
	Kennedy-King	0	0	0	0	0	0	1	17	0
	Malcolm X	0	0	0	0	0	0	0	0	0
	Olive-Harvey	0	0	0	0	0	0	0	0	0
	Truman	2	0	0	0	0	0	0	0	0
	Washington	8	2	0	24	0	0	5	0	0
	Wilbur Wright	15	0	0	0	0	0	4	0	0
507	Danville	7	0	0	0	0	0	0	0	0
502	DuPage	36	0	0	26	0	0	4	0	0
509	Elgin	5	0	1	11	0	0	15	0	0
512	Harper	18	0	0	5	0	0	0	0	0
540	Heartland	0	0	0	0	0	0	0	0	0
519	Highland	0	0	0	0	0	0	0	0	0
514	Illinois Central	29	0	0	19	0	0	0	0	0
529	Illinois Eastern	(5)	(0)	(0)	(0)	(0)	(6)	(8)	(0)	(0)
	Frontier	1	0	0	0	0	6	2	0	0
	Lincoln Trail	0	0	0	0	0	0	0	0	0
	Olney Central	4	0	0	0	0	0	1	0	0
	Wabash	0	0	0	0	0	0	5	0	0
513	Illinois Valley	9	0	0	2	0	0	0	0	4
525	Joliet	11	0	0	12	0	1	0	0	1
520	Kankakee	13	0	0	0	0	0	0	0	0
501	Kaskaskia	22	0	0	0	0	0	0	0	0
523	Kishwaukee	2	0	0	0	0	0	0	0	2
532	Lake County	14	0	0	3	0	0	6	0	0
517	Lake Land	8	0	0	0	0	0	18	0	0
536	Lewis & Clark	17	0	0	2	0	0	0	0	0
526	Lincoln Land	15	0	0	2	0	0	0	0	0
530	Logan	31	0	0	0	0	0	0	0	0
528	McHenry	4	0	0	0	0	11	0	0	0
524	Moraine Valley	47	0	0	11	2	0	0	0	0
527	Morton	9	0	0	0	0	0	0	0	0
535	Oakton	8	0	0	8	0	0	5	0	0
505	Parkland	19	0	0	2	0	0	3	0	0
515	Prairie State	1	0	0	3	0	0	0	0	29
521	Rend Lake	8	0	0	0	0	0	0	0	0
537	Richland	5	0	0	4	0	0	0	0	0
511	Rock Valley	7	0	0	5	5	0	10	0	20
518	Sandburg	3	0	0	1	0	0	2	0	0
506	Sauk Valley	3	0	0	0	0	0	2	0	0
531	Shawnee	3	1	0	0	0	0	4	0	0
510	South Suburban	15	0	0	3	0	0	13	0	0
533	Southeastern	10	0	0	0	0	15	0	0	0
522	Southwestern*	135	0	0	6	0	7	0	55	26
534	Spoon River	0	0	0	0	0	0	0	0	0
504	Triton	18	0	0	17	0	0	0	0	2
516	Waubonsee	11	3	0	7	0	4	1	0	0
539	Wood	1	0	0	2	0	0	0	0	1
	TOTALS	605	7	1	175	7	44	101	72	85

\*Formerly Belleville Area College

SOURCE OF DATA: Annual Enrollment & Completion Data (A1)

Illinois Community College Board  
Table III-9  
ANNUAL DUPLICATED COMPLETERS BY ACADEMIC PROGRAM BY COLLEGE  
FOR FISCAL YEAR 2000

Dist. No.	District/College	Bldg Prop Maint 12 460401	Const Cement Mason 12 460402	Const Inspection 12 460403	Painter/Wallcoverer 12 460408	Construction Trades 12 461000	Elct Equip Install/Repair, Gen 12 470101	Comm Electronics 12 470103	Comp Elctc Maint/Repair 12 470104	Ind Electronics 12 470105
503	Black Hawk	0	0	0	0	12	0	0	0	0
508	Chicago	(9)	(0)	(0)	(0)	(0)	(10)	(0)	(11)	(0)
	Daley	9	0	0	0	0	0	0	2	0
	Kennedy-King	0	0	0	0	0	10	0	0	0
	Malcolm X	0	0	0	0	0	0	0	0	0
	Olive-Harvey	0	0	0	0	0	0	0	9	0
	Truman	0	0	0	0	0	0	0	0	0
	Washington	0	0	0	0	0	0	0	0	0
	Wilbur Wright	0	0	0	0	0	0	0	0	0
507	Danville	0	0	0	0	0	0	0	0	5
502	DuPage	5	0	0	0	0	0	0	0	16
509	Elgin	0	0	0	0	0	0	0	5	0
512	Harper	0	0	5	0	0	10	0	7	7
540	Heartland	0	0	0	0	0	0	0	0	0
519	Highland	0	0	0	0	0	0	0	0	0
514	Illinois Central	0	0	0	0	56	0	0	0	0
529	Illinois Eastern	(0)	(0)	(0)	(0)	(0)	(0)	(27)	(5)	(0)
	Frontier	0	0	0	0	0	0	0	0	0
	Lincoln Trail	0	0	0	0	0	0	27	0	0
	Olney Central	0	0	0	0	0	0	0	5	0
	Wabash	0	0	0	0	0	0	0	0	0
513	Illinois Valley	0	0	0	0	0	0	0	0	0
525	Joliet	0	0	0	0	3	0	0	0	36
520	Kankakee	0	0	0	0	0	0	0	0	13
501	Kaskaskia	0	0	0	0	6	0	0	0	0
523	Kishwaukee	2	0	0	0	0	0	0	0	0
532	Lake County	0	0	0	0	0	0	0	15	2
517	Lake Land	18	0	0	0	52	0	1	0	0
536	Lewis & Clark	0	0	0	0	0	0	0	7	5
526	Lincoln Land	0	0	0	0	2	0	0	0	8
530	Logan	0	0	0	0	0	0	0	1	0
528	McHenry	0	0	0	0	0	0	0	0	0
524	Moraine Valley	0	0	0	0	0	0	0	0	0
527	Morton	0	0	0	0	0	0	0	0	0
535	Oakton	3	0	0	0	2	0	0	0	0
505	Parkland	1	0	0	0	6	0	0	0	5
515	Prairie State	0	0	0	0	0	0	0	4	0
521	Rend Lake	0	0	0	0	17	0	0	0	0
537	Richland	0	0	0	0	0	0	0	0	9
511	Rock Valley	0	0	0	0	3	0	0	4	0
518	Sandburg	0	0	0	0	0	0	0	0	0
506	Sauk Valley	2	0	0	0	0	0	3	3	11
531	Shawnee	0	0	0	0	0	0	0	0	0
510	South Suburban	0	0	2	0	35	0	0	0	0
533	Southeastern	1	0	0	0	41	0	0	11	1
522	Southwestern*	0	4	0	7	11	0	4	5	11
534	Spoon River	0	0	0	0	0	0	0	0	0
504	Triton	0	0	0	0	9	0	0	15	0
516	Waubonsee	0	0	0	0	0	0	0	0	0
539	Wood	0	0	0	0	0	0	0	0	1
	TOTALS	41	4	7	7	255	20	35	93	130

\*Formerly Belleville Area College

SOURCE OF DATA: Annual Enrollment &amp; Completion Data (A1)

Illinois Community College Board  
Table III-9  
ANNUAL DUPLICATED COMPLETERS BY ACADEMIC PROGRAM BY COLLEGE  
FOR FISCAL YEAR 2000

Dist. No.	District/College	Major Appl Repair 12 470106	Htg/AC/Refrig Mech 12 470201	Heavy Equip Maint/Repair 12 470302	Ind Mach Maint/Rpr 12 470303	Stat Energy Install/Op 12 470501	Auto Body Repair 12 470603	Auto Mech 12 470604	Diesel Engine/Truck Mech 12 470605	Aviation System Maint Tech 12 470609
503	Black Hawk	0	5	0	1	0	0	34	4	0
508	Chicago	(6)	(19)	(0)	(35)	(0)	(2)	(143)	(0)	(3)
	Daley	0	0	0	27	0	0	0	0	3
	Kennedy-King	0	19	0	0	0	2	44	0	0
	Malcolm X	0	0	0	0	0	0	0	0	0
	Olive-Harvey	0	0	0	0	0	0	0	0	0
	Truman	6	0	0	0	0	0	99	0	0
	Washington	0	0	0	0	0	0	0	0	0
	Wilbur Wright	0	0	0	8	0	0	0	0	0
507	Danville	0	0	0	13	0	0	0	0	0
502	DuPage	0	31	0	0	0	0	29	0	0
509	Elgin	0	11	0	0	0	0	22	0	0
512	Harper	0	37	0	0	0	0	0	0	0
540	Heartland	0	0	0	1	0	0	0	0	0
519	Highland	0	0	0	0	0	0	8	0	0
514	Illinois Central	0	5	0	1	0	0	42	6	0
529	Illinois Eastern	(0)	(10)	(0)	(8)	(0)	(1)	(5)	(5)	(0)
	Frontier	0	4	0	1	0	0	0	0	0
	Lincoln Trail	0	5	0	1	0	0	0	0	0
	Olney Central	0	1	0	6	0	1	4	0	0
	Wabash	0	0	0	0	0	0	1	5	0
513	Illinois Valley	0	0	0	0	0	0	33	0	0
525	Joliet	0	1	1	0	0	0	11	0	0
520	Kankakee	0	3	0	2	0	0	3	0	0
501	Kaskaskia	0	0	0	2	0	6	1	0	0
523	Kishwaukee	0	0	0	0	0	2	7	0	0
532	Lake County	0	14	0	7	0	4	9	0	0
517	Lake Land	0	22	0	0	0	12	73	1	0
536	Lewis & Clark	0	0	0	0	0	0	8	0	0
526	Lincoln Land	0	11	0	0	0	5	3	0	1
530	Logan	0	5	0	6	0	1	6	0	0
528	McHenry	0	0	0	0	0	0	5	0	0
524	Moraine Valley	0	10	0	3	0	0	10	0	0
527	Morton	0	0	0	0	0	0	3	0	0
535	Oakton	0	3	0	0	0	0	4	0	0
505	Parkland	0	0	0	0	0	0	7	0	0
515	Prairie State	0	16	0	2	0	0	5	0	0
521	Rend Lake	0	3	0	2	0	0	12	0	0
537	Richland	0	0	0	1	0	0	2	0	0
511	Rock Valley	0	0	0	0	0	0	7	0	12
518	Sandburg	0	0	0	0	0	0	4	15	0
506	Sauk Valley	0	2	0	0	0	0	0	0	0
531	Shawnee	0	0	0	0	0	0	3	0	0
510	South Suburban	0	0	0	0	0	0	0	0	0
533	Southeastern	0	16	0	0	0	14	41	23	0
522	Southwestern*	7	31	0	0	2	0	0	0	1
534	Spoon River	0	0	0	0	0	0	9	0	0
504	Triton	0	26	0	1	11	0	23	0	0
516	Waubensee	0	12	0	2	0	20	25	0	0
539	Wood	0	0	0	0	0	0	0	0	0
	TOTALS	13	293	1	87	13	67	597	54	17

\*Formerly Belleville Area College

SOURCE OF DATA: Annual Enrollment & Completion Data (A1)

Illinois Community College Board  
Table III-9  
ANNUAL DUPLICATED COMPLETERS BY ACADEMIC PROGRAM BY COLLEGE  
FOR FISCAL YEAR 2000

Dist. No.	District/College	Architectural Drafting 12.480102	Mechanical Drafting 12.480105	Graphic/Print Equip Op. Gen 12.480201	Comm Art/Graphic Design 12.480203	Typesetting/Make-Up/Comp 12.480205	Litho/Photog/Platenkg 12.480206	Print Press Op 12.480208	Desktop Pub Equip 12.480212	Machinist Tech 12.480501
503	Black Hawk	0	3	0	0	0	0	0	0	0
508	Chicago	(9)	(16)	(0)	(0)	(2)	(7)	(0)	(0)	(0)
	Daley	0	0	0	0	0	0	0	0	0
	Kennedy-King	0	0	0	0	2	7	0	0	0
	Malcolm X	0	0	0	0	0	0	0	0	0
	Olive-Harvey	5	0	0	0	0	0	0	0	0
	Truman	0	6	0	0	0	0	0	0	0
	Washington	1	0	0	0	0	0	0	0	0
	Wilbur Wright	3	10	0	0	0	0	0	0	0
507	Danville	0	0	0	0	0	0	0	0	0
502	DuPage	15	0	0	0	5	4	6	38	0
509	Elgin	0	0	0	3	0	0	0	3	0
512	Harper	8	0	0	0	0	0	0	0	0
540	Heartland	0	0	0	0	0	0	0	0	0
519	Highland	0	0	0	0	0	0	0	0	0
514	Illinois Central	3	0	0	0	0	5	0	4	0
529	Illinois Eastern	(5)	(0)	(0)	(0)	(0)	(0)	(0)	(0)	(0)
	Frontier	0	0	0	0	0	0	0	0	0
	Lincoln Trail	5	0	0	0	0	0	0	0	0
	Olney Central	0	0	0	0	0	0	0	0	0
	Wabash	0	0	0	0	0	0	0	0	0
513	Illinois Valley	0	0	0	0	0	0	0	1	0
525	Joliet	0	0	0	0	0	0	0	1	0
520	Kankakee	0	0	0	0	0	0	0	0	0
501	Kaskaskia	7	9	0	0	0	0	0	0	0
523	Kishwaukee	0	0	0	0	0	0	0	0	0
532	Lake County	1	8	0	0	0	0	0	7	0
517	Lake Land	4	1	4	0	0	0	0	13	0
536	Lewis & Clark	0	0	0	0	0	0	0	0	0
526	Lincoln Land	1	0	0	0	0	0	0	0	0
530	Logan	0	0	0	0	0	0	0	0	0
528	McHenry	0	0	0	0	0	0	0	0	0
524	Moraine Valley	0	2	0	0	0	0	0	10	0
527	Morton	0	4	0	0	0	0	0	0	0
535	Oakton	2	0	0	0	0	0	0	13	0
505	Parkland	0	3	0	0	0	0	0	13	0
515	Prairie State	0	1	0	0	0	0	0	1	0
521	Rend Lake	11	0	0	0	0	0	0	0	0
537	Richland	0	5	0	0	0	0	0	0	0
511	Rock Valley	0	3	0	0	0	0	0	0	19
518	Sandburg	0	0	0	0	0	0	0	6	0
506	Sauk Valley	0	0	0	0	0	0	0	0	0
531	Shawnee	0	0	0	0	0	0	0	0	0
510	South Suburban	6	0	0	0	0	6	0	3	0
533	Southeastern	0	0	0	0	0	0	0	0	0
522	Southwestern*	0	12	0	0	0	0	0	3	27
534	Spoon River	0	0	0	0	0	0	0	0	0
504	Triton	2	0	0	0	1	22	0	13	0
516	Waubonsee	0	0	0	0	0	0	0	0	0
539	Wood	0	0	0	0	0	0	0	0	0
	TOTALS	74	67	4	3	8	44	6	129	46

\*Formerly Belleville Area College

SOURCE OF DATA: Annual Enrollment &amp; Completion Data (A1)

Illinois Community College Board  
Table III-9  
ANNUAL DUPLICATED COMPLETERS BY ACADEMIC PROGRAM BY COLLEGE  
FOR FISCAL YEAR 2000

Dist. No.	District/College	Mach Tool Opr/Shop 12 480503	Sheet Metal 12 480506	Tool/Die Making 12 480507	Welding/Brazing/Soldering 12 480508	Numerical Control 12 480520	Aviation Mgmt 12 490104	Comm Vehicle Op 12 490205	Design/Visual Comm 12 500401	Comm Photo 12 500406
503	Black Hawk	2	0	0	4	0	0	0	4	0
508	Chicago	(32)	(0)	(0)	(10)	(0)	(0)	(0)	(1)	(0)
	Daley	23	0	0	0	0	0	0	0	0
	Kennedy-King	0	0	0	10	0	0	0	0	0
	Malcolm X	0	0	0	0	0	0	0	0	0
	Olive-Harvey	0	0	0	0	0	0	0	0	0
	Truman	0	0	0	0	0	0	0	0	0
	Washington	0	0	0	0	0	0	0	1	0
	Wilbur Wright	9	0	0	0	0	0	0	0	0
507	Danville	1	0	0	0	0	0	0	0	0
502	DuPage	0	0	19	2	0	0	0	30	19
509	Elgin	1	0	7	4	0	0	59	13	0
512	Harper	1	0	0	0	0	0	0	0	0
540	Heartland	0	0	0	0	0	0	0	0	0
519	Highland	0	0	0	0	0	0	0	2	0
514	Illinois Central	2	0	0	9	0	0	0	25	0
529	Illinois Eastern	(14)	(2)	(0)	(7)	(0)	(0)	(7)	(0)	(0)
	Frontier	0	0	0	1	0	0	0	0	0
	Lincoln Trail	0	2	0	0	0	0	0	0	0
	Olney Central	0	0	0	6	0	0	1	0	0
	Wabash	14	0	0	0	0	0	6	0	0
513	Illinois Valley	2	0	0	0	0	0	6	0	0
525	Joliet	0	0	0	0	0	0	0	0	0
520	Kankakee	1	0	3	3	0	0	0	0	0
501	Kaskaskia	0	0	0	1	0	0	0	0	0
523	Kishwaukee	0	0	2	0	0	0	0	0	0
532	Lake County	1	0	2	1	0	0	0	0	0
517	Lake Land	0	0	0	18	0	0	0	0	0
536	Lewis & Clark	9	0	0	0	0	0	118	0	0
526	Lincoln Land	0	0	0	7	0	1	156	0	0
530	Logan	1	0	0	0	0	0	0	0	0
528	McHenry	7	0	0	0	0	0	0	0	0
524	Moraine Valley	4	0	0	4	0	0	0	4	0
527	Morton	0	0	0	0	0	0	0	0	0
535	Oakton	9	0	0	0	0	0	0	2	0
505	Parkland	0	0	0	0	0	0	9	6	0
515	Prairie State	6	0	1	1	0	0	0	4	2
521	Rend Lake	0	0	0	3	0	0	0	0	0
537	Richland	3	0	0	1	0	0	0	0	0
511	Rock Valley	0	9	23	4	3	0	0	0	0
518	Sandburg	0	0	0	2	0	0	0	0	0
506	Sauk Valley	3	0	0	0	0	0	9	0	0
531	Shawnee	0	0	0	0	0	0	0	0	0
510	South Suburban	1	0	0	0	0	0	0	3	0
533	Southeastern	0	0	0	6	0	0	1	0	0
522	Southwestern*	12	6	0	107	0	0	0	3	0
534	Spoon River	0	0	0	5	0	0	12	0	0
504	Triton	1	0	1	9	0	0	0	21	0
516	Waubonsee	10	0	0	0	0	0	0	0	0
539	Wood	0	0	0	0	0	0	38	0	0
	TOTALS	123	17	58	208	3	1	415	118	21

\*Formerly Belleville Area College

SOURCE OF DATA: Annual Enrollment & Completion Data (A1)



Illinois Community College Board  
Table III-9  
ANNUAL DUPLICATED COMPLETERS BY ACADEMIC PROGRAM BY COLLEGE  
FOR FISCAL YEAR 2000

Dist. No.	District/College	Speech/Lang Pathwy 12 510203	Sign Lang Interp 12 510205	Dental Assistant 12 510601	Dental Hygienist 12 510602	Dental Lab Asst 12 510603	Hosp/Hlth Fac Admin 12 510702	Hlth Unit Coord/Ward Clnk 12 510703	Med Ofc Mgmt 12 510705	Med Records Tech 12 510707
503	Black Hawk	0	0	4	0	0	0	0	0	0
508	Chicago	(0)	(0)	(0)	(17)	(0)	(0)	(0)	(0)	(8)
	Daley	0	0	0	0	0	0	0	0	0
	Kennedy-King	0	0	0	17	0	0	0	0	0
	Malcolm X	0	0	0	0	0	0	0	0	0
	Olive-Harvey	0	0	0	0	0	0	0	0	0
	Truman	0	0	0	0	0	0	0	0	8
	Washington	0	0	0	0	0	0	0	0	0
	Wilbur Wright	0	0	0	0	0	0	0	0	0
507	Danville	0	0	0	0	0	0	0	0	0
502	DuPage	0	0	0	0	0	3	0	0	8
509	Elgin	0	0	7	0	0	0	0	0	0
512	Harper	0	1	0	28	0	0	0	0	0
540	Heartland	0	0	0	0	0	0	0	0	0
519	Highland	0	0	0	0	0	0	0	0	0
514	Illinois Central	0	9	0	15	0	1	0	0	0
529	Illinois Eastern	(0)	(0)	(0)	(0)	(0)	(0)	(0)	(0)	(0)
	Frontier	0	0	0	0	0	0	0	0	0
	Lincoln Trail	0	0	0	0	0	0	0	0	0
	Olney Central	0	0	0	0	0	0	0	0	0
	Wabash	0	0	0	0	0	0	0	0	0
513	Illinois Valley	0	0	4	0	0	0	0	0	0
525	Joliet	0	0	0	0	0	0	0	0	0
520	Kankakee	0	0	0	0	0	0	0	0	0
501	Kaskaskia	0	0	10	0	0	0	0	0	0
523	Kishwaukee	0	0	0	0	0	0	0	0	0
532	Lake County	0	0	0	0	0	0	0	15	8
517	Lake Land	12	0	0	24	0	0	0	0	0
536	Lewis & Clark	0	0	19	17	0	0	0	0	0
526	Lincoln Land	0	0	0	0	0	0	0	0	0
530	Logan	0	8	10	0	0	0	0	0	1
528	McHenry	0	0	0	0	0	0	0	0	0
524	Moraine Valley	0	0	0	0	0	0	0	0	9
527	Morton	0	0	0	0	0	0	0	0	0
535	Oakton	0	0	0	0	0	0	0	0	28
505	Parkland	0	0	11	33	0	0	0	0	0
515	Prairie State	0	0	0	31	0	0	0	0	0
521	Rend Lake	0	0	0	0	0	0	0	0	1
537	Richland	0	0	0	0	0	0	0	0	0
511	Rock Valley	0	0	0	0	0	0	0	0	0
518	Sandburg	0	0	0	0	0	0	0	0	0
506	Sauk Valley	0	0	0	0	0	0	0	0	0
531	Shawnee	0	0	0	0	0	0	0	0	1
510	South Suburban	0	0	0	0	0	0	0	0	0
533	Southeastern	0	0	0	0	0	0	0	0	0
522	Southwestern*	0	0	0	0	0	0	1	0	6
534	Spoon River	0	0	0	0	0	0	0	0	0
504	Triton	0	0	0	0	21	0	0	0	0
516	Waubonsee	0	47	0	0	0	0	0	0	0
539	Wood	0	0	0	0	0	0	0	0	0
	<b>TOTALS</b>	<b>12</b>	<b>65</b>	<b>65</b>	<b>165</b>	<b>21</b>	<b>4</b>	<b>1</b>	<b>15</b>	<b>70</b>

\*Formerly Belleville Area College  
SOURCE OF DATA: Annual Enrollment & Completion Data (A1)

Illinois Community College Board  
Table III-9  
ANNUAL DUPLICATED COMPLETERS BY ACADEMIC PROGRAM BY COLLEGE  
FOR FISCAL YEAR 2000

Dist. No.	District/College	Med Transcription 12 510708	Medical Assistant 12 510801	Occ Therapy Asst 12 510803	Pharmacy Tech/Asst 12 510805	Phys Therapy Asst 12 510806	Physician Asst 12 510807	Vet Asst/Animal Hlth Tech 12 510808	Cardiovascular Tech 12 510901	EEG Tech 12 510903
503	Black Hawk	3	1	10	1	18	0	0	0	2
508	Chicago	(11)	(0)	(25)	(11)	(0)	(22)	(0)	(0)	(0)
	Daley	0	0	0	0	0	0	0	0	0
	Kennedy-King	11	0	0	0	0	0	0	0	0
	Malcolm X	0	0	0	11	0	22	0	0	0
	Olive-Harvey	0	0	0	0	0	0	0	0	0
	Truman	0	0	0	0	0	0	0	0	0
	Washington	0	0	0	0	0	0	0	0	0
	Wilbur Wright	0	0	25	0	0	0	0	0	0
507	Danville	0	0	0	0	0	0	0	0	0
502	DuPage	31	0	22	0	18	0	0	0	0
509	Elgin	3	0	0	0	9	0	0	0	0
512	Harper	4	7	0	4	0	0	0	14	0
540	Heartland	0	0	0	0	0	0	0	0	0
519	Highland	0	0	0	0	0	0	0	0	0
514	Illinois Central	2	0	12	0	17	0	0	0	0
529	Illinois Eastern	(7)	(0)	(0)	(0)	(0)	(0)	(0)	(0)	(0)
	Frontier	2	0	0	0	0	0	0	0	0
	Lincoln Trail	0	0	0	0	0	0	0	0	0
	Olney Central	3	0	0	0	0	0	0	0	0
	Wabash	2	0	0	0	0	0	0	0	0
513	Illinois Valley	0	0	0	0	0	0	0	0	0
525	Joliet	6	0	0	0	0	0	0	0	0
520	Kankakee	0	0	0	0	11	0	0	0	0
501	Kaskaskia	0	0	0	0	17	0	0	0	0
523	Kishwaukee	8	0	0	0	0	0	0	0	0
532	Lake County	4	0	0	0	0	0	0	0	0
517	Lake Land	0	0	0	0	19	0	0	0	0
536	Lewis & Clark	0	0	0	0	0	0	0	0	0
526	Lincoln Land	2	0	6	0	8	0	0	0	0
530	Logan	3	0	3	0	0	0	0	0	0
528	McHenry	3	0	0	0	0	0	0	0	0
524	Moraine Valley	0	0	0	0	0	0	0	0	0
527	Morton	0	0	0	0	29	0	0	0	0
535	Oakton	0	0	0	0	20	0	0	0	0
505	Parkland	3	0	7	0	0	0	27	0	0
515	Prairie State	0	0	0	0	0	0	0	0	0
521	Rend Lake	0	0	5	0	0	0	0	0	0
537	Richland	0	0	0	0	0	0	0	0	0
511	Rock Valley	0	0	0	1	0	0	0	0	0
518	Sandburg	0	0	0	0	0	0	0	0	0
506	Sauk Valley	0	0	0	0	0	0	0	0	0
531	Shawnee	3	0	4	0	0	0	0	0	0
510	South Suburban	2	14	31	11	0	0	0	0	0
533	Southeastern	0	0	5	0	0	0	0	0	0
522	Southwestern*	0	43	0	0	30	0	0	0	0
534	Spoon River	0	0	0	0	0	0	0	0	0
504	Triton	0	0	0	0	0	0	0	0	0
516	Waubonsee	3	0	0	0	0	0	0	0	0
539	Wood	1	0	0	0	1	0	0	0	0
	TOTALS	99	65	130	28	197	22	27	14	2

\*Formerly Belleville Area College

SOURCE OF DATA: Annual Enrollment &amp; Completion Data (A1)

Illinois Community College Board  
 Table III-9  
 ANNUAL DUPLICATED COMPLETERS BY ACADEMIC PROGRAM BY COLLEGE  
 FOR FISCAL YEAR 2000

Dist. No.	District/College	Emerg Med Tech 12.510904	Nuclear Med Tech 12.510905	Med Radiologic Tech 12.510907	Resp Therapy Tech 12.510908	Surg/Op Room Tech 12.510909	Diag Med Sonog 12.510910	Renal Dialysis Tech 12.510911	Comp Tomography 12.510913	MRI 12.510914
503	Black Hawk	0	0	1	0	0	0	0	0	0
508	Chicago	(192)	(0)	(31)	(4)	(0)	(0)	(5)	(0)	(0)
	Daley	0	0	0	0	0	0	0	0	0
	Kennedy-King	0	0	0	0	0	0	0	0	0
	Malcolm X	109	0	14	4	0	0	5	0	0
	Olive-Harvey	0	0	0	0	0	0	0	0	0
	Truman	0	0	0	0	0	0	0	0	0
	Washington	83	0	0	0	0	0	0	0	0
	Wilbur Wright	0	0	17	0	0	0	0	0	0
507	Danville	0	0	0	0	0	0	0	0	0
502	DuPage	114	2	24	25	19	5	0	0	0
509	Elgin	27	0	0	0	17	0	0	0	0
512	Harper	0	0	0	0	0	0	0	0	0
540	Heartland	0	0	0	0	0	0	0	0	0
519	Highland	0	0	0	0	0	0	0	0	0
514	Illinois Central	3	0	10	9	14	0	0	0	0
529	Illinois Eastern	(6)	(0)	(10)	(0)	(0)	(0)	(0)	(0)	(0)
	Frontier	4	0	0	0	0	0	0	0	0
	Lincoln Trail	0	0	0	0	0	0	0	0	0
	Olney Central	2	0	10	0	0	0	0	0	0
	Wabash	0	0	0	0	0	0	0	0	0
513	Illinois Valley	0	0	0	0	0	0	0	0	0
525	Joliet	0	0	0	0	0	0	0	0	0
520	Kankakee	2	0	11	10	0	0	0	0	0
501	Kaskaskia	0	0	20	15	0	0	0	0	0
523	Kishwaukee	0	0	16	0	0	0	0	0	0
532	Lake County	0	0	14	0	0	0	0	0	0
517	Lake Land	0	0	0	0	0	0	0	0	0
536	Lewis & Clark	0	0	0	0	0	0	0	0	0
526	Lincoln Land	0	0	10	7	0	0	0	0	0
530	Logan	0	0	0	0	0	0	0	0	0
528	McHenry	12	0	0	0	0	0	0	0	0
524	Moraine Valley	2	0	28	13	0	0	0	0	0
527	Morton	0	0	0	0	0	0	0	0	0
535	Oakton	0	0	0	0	0	0	0	0	0
505	Parkland	1	0	4	14	8	0	0	0	0
515	Prairie State	0	0	0	0	0	0	0	0	0
521	Rend Lake	0	0	0	0	0	0	0	0	0
537	Richland	0	0	0	0	10	0	0	0	0
511	Rock Valley	0	0	0	9	4	0	0	0	0
518	Sandburg	1	0	14	0	0	0	0	0	0
506	Sauk Valley	0	0	12	0	0	0	0	0	0
531	Shawnee	0	0	0	0	0	0	0	0	0
510	South Suburban	1	0	24	0	0	9	0	0	0
533	Southeastern	23	0	0	0	0	0	0	0	0
522	Southwestern*	2	0	24	12	0	0	0	0	0
534	Spoon River	0	0	0	0	0	0	0	0	0
504	Triton	0	16	18	11	19	26	0	10	9
516	Waubonsee	0	0	0	2	0	0	0	0	0
539	Wood	0	0	2	0	0	0	0	0	0
	TOTALS	386	18	273	131	91	40	5	10	9

\*Formerly Belleville Area College

SOURCE OF DATA: Annual Enrollment & Completion Data (A1)

Illinois Community College Board  
Table III-9  
ANNUAL DUPLICATED COMPLETERS BY ACADEMIC PROGRAM BY COLLEGE  
FOR FISCAL YEAR 2000

Dist. No.	District/College	Med Lab Tech 12 511004	Alcohol/Drug Abuse Couns 12 511501	Psych/Mntl Hlth Svcs 12 511502	Dev Disab/Tab Aide 12 511504	Nursing (RN) 12 511601	Nursing Refresher 12 511612	Practical Nurse (L.P.N) 12 511613	Nurse Assistant 12 511614	Home Health Aide 12 511615
503	Black Hawk	0	0	0	0	33	0	20	0	0
508	Chicago	(11)	(96)	(0)	(0)	(163)	(0)	(167)	(113)	(0)
	Daley	0	0	0	0	24	0	0	0	0
	Kennedy-King	0	0	0	0	38	0	167	113	0
	Malcolm X	11	0	0	0	14	0	0	0	0
	Olive-Harvey	0	0	0	0	25	0	0	0	0
	Truman	0	0	0	0	62	0	0	0	0
	Washington	0	96	0	0	0	0	0	0	0
	Wilbur Wright	0	0	0	0	0	0	0	0	0
507	Danville	0	0	0	0	13	0	15	0	0
502	DuPage	0	16	0	0	73	0	0	61	0
509	Elgin	5	10	0	0	53	0	57	24	0
512	Harper	0	0	0	0	112	0	31	1	0
540	Heartland	0	0	0	0	21	0	4	0	0
519	Highland	0	0	0	0	4	0	13	0	0
514	Illinois Central	9	3	0	0	40	1	9	3	0
529	Illinois Eastern	(0)	(0)	(0)	(0)	(53)	(0)	(58)	(81)	(0)
	Frontier	0	0	0	0	8	0	9	25	0
	Lincoln Trail	0	0	0	0	20	0	24	27	0
	Olney Central	0	0	0	0	8	0	10	12	0
	Wabash	0	0	0	0	17	0	15	17	0
513	Illinois Valley	0	0	0	0	43	0	28	88	0
525	Joliet	0	0	0	0	120	0	0	1	0
520	Kankakee	4	0	0	0	40	0	34	0	0
501	Kaskaskia	0	0	0	0	57	0	22	0	0
523	Kishwaukee	0	0	0	0	36	0	0	62	0
532	Lake County	31	3	0	0	47	0	0	171	0
517	Lake Land	0	0	0	0	24	0	40	0	0
536	Lewis & Clark	5	0	0	0	62	0	16	106	0
526	Lincoln Land	0	0	0	0	73	0	0	139	0
530	Logan	7	0	0	0	35	0	70	0	0
528	McHenry	0	0	0	6	0	0	0	118	1
524	Moraine Valley	3	2	0	0	53	0	0	0	0
527	Morton	0	0	0	0	21	0	16	0	0
535	Oakton	4	4	0	0	43	0	1	54	0
505	Parkland	0	0	0	0	61	0	0	0	0
515	Prairie State	0	7	13	0	36	0	0	1	0
521	Rend Lake	3	0	0	0	38	0	61	0	0
537	Richland	0	0	0	0	18	0	0	0	0
511	Rock Valley	0	5	0	0	31	0	0	224	0
518	Sandburg	0	0	0	0	21	0	29	0	0
506	Sauk Valley	1	0	0	0	12	0	16	34	0
531	Shawnee	1	6	0	0	16	0	25	0	0
510	South Suburban	0	1	0	0	58	0	33	0	0
533	Southeastern	3	0	4	0	44	0	53	12	0
522	Southwestern*	7	0	0	0	31	0	0	110	0
534	Spoon River	0	0	0	0	25	0	5	0	0
504	Triton	0	10	0	0	98	0	57	55	0
516	Waubonsee	0	4	0	0	37	0	0	101	0
539	Wood	1	0	0	0	20	0	17	56	0
	TOTALS	95	167	17	6	1,765	1	897	1,615	1

\*Formerly Belleville Area College

SOURCE OF DATA: Annual Enrollment &amp; Completion Data (A1)

Illinois Community College Board  
Table III-9  
ANNUAL DUPLICATED COMPLETERS BY ACADEMIC PROGRAM BY COLLEGE  
FOR FISCAL YEAR 2000

Dist. No.	District/College	Optician/Disp Opt 12 511801	Ophthalm Med Tech 12 511803	Med Lab Aide/Phleb 12 512602	Therapeutic Rec Assig 12 512604	Business, Gen 12 520101	Bus Adm/Mgmt, Gen 12 520201	Logistics/Materials Mgmt 12 520202	Purch/Precur/Contracts Mgmt 12 520203	Off. Superv/Mgmt 12 520204
503	Black Hawk	0	0	0	0	0	7	0	0	7
508	Chicago	(0)	(0)	(0)	(0)	(0)	(22)	(0)	(1)	(0)
	Daley	0	0	0	0	0	1	0	1	0
	Kennedy-King	0	0	0	0	0	2	0	0	0
	Malcolm X	0	0	0	0	0	0	0	0	0
	Olive-Harvey	0	0	0	0	0	3	0	0	0
	Truman	0	0	0	0	0	1	0	0	0
	Washington	0	0	0	0	0	1	0	0	0
	Wilbur Wright	0	0	0	0	0	14	0	0	0
507	Danville	0	0	0	0	0	0	0	0	9
502	DuPage	0	0	0	0	0	148	0	0	4
509	Elgin	0	0	0	0	0	3	0	0	13
512	Harper	0	0	0	0	0	27	0	0	0
540	Heartland	0	0	0	0	0	0	0	0	0
519	Highland	0	0	0	0	0	1	0	0	0
514	Illinois Central	0	0	0	0	0	31	0	4	1
529	Illinois Eastern	(0)	(0)	(0)	(0)	(0)	(25)	(0)	(0)	(0)
	Frontier	0	0	0	0	0	0	0	0	0
	Lincoln Trail	0	0	0	0	0	25	0	0	0
	Olney Central	0	0	0	0	0	0	0	0	0
	Wabash	0	0	0	0	0	0	0	0	0
513	Illinois Valley	0	0	0	0	0	14	0	0	0
525	Joliet	0	0	0	0	0	0	0	0	0
520	Kankakee	0	0	0	0	0	27	0	0	0
501	Kaskaskia	0	0	0	0	0	11	0	0	4
523	Kishwaukee	0	0	0	0	0	1	0	0	0
532	Lake County	0	0	0	0	0	19	0	0	0
517	Lake Land	0	0	0	0	0	78	0	0	2
536	Lewis & Clark	0	0	0	0	0	2	0	0	0
526	Lincoln Land	0	0	0	0	0	17	0	0	14
530	Logan	0	0	0	0	0	0	0	0	1
528	McHenry	3	0	0	0	0	4	0	0	0
524	Moraine Valley	0	0	26	7	1	36	0	0	0
527	Morton	0	0	0	0	0	8	0	0	0
535	Oakton	0	0	4	0	0	2	0	1	0
505	Parkland	0	0	0	0	0	15	0	0	0
515	Prairie State	0	0	0	0	0	0	0	3	0
521	Rend Lake	0	0	0	0	0	25	0	0	0
537	Richland	0	0	0	0	0	10	0	0	0
511	Rock Valley	0	0	0	0	0	40	0	2	4
518	Sandburg	0	0	0	0	0	15	16	0	0
506	Sauk Valley	0	0	0	0	0	15	0	0	0
531	Shawnee	0	0	0	0	0	1	0	0	0
510	South Suburban	0	0	0	0	0	0	0	0	44
533	Southeastern	0	0	0	0	0	19	0	0	0
522	Southwestern*	0	0	0	0	0	25	0	0	0
534	Spoon River	0	0	0	0	0	0	0	0	0
504	Triton	0	16	0	1	0	39	0	0	0
516	Waubonsee	0	0	0	0	0	8	0	2	0
539	Wood	0	0	0	0	0	9	0	0	0
	<b>TOTALS</b>	<b>3</b>	<b>16</b>	<b>30</b>	<b>8</b>	<b>1</b>	<b>704</b>	<b>16</b>	<b>13</b>	<b>103</b>

\*Formerly Belleville Area College

SOURCE OF DATA: Annual Enrollment & Completion Data (A1)

Illinois Community College Board  
Table III-9  
ANNUAL DUPLICATED COMPLETERS BY ACADEMIC PROGRAM BY COLLEGE  
FOR FISCAL YEAR 2000

Dist. No.	District/College	Op Mgmt/Supervision 12 520205	Accounting 12 520301	Accounting Tech 12 520302	Admin Assst/Sec Sci, Gen 12 520401	Exec Assst/Sec 12 520402	Legal Admin Assst/Sec 12 520403	Med Admin Assst/Sec 12 520404	Court Reporter 12 520405	Info Proc/Data Entry Tech 12 520407
503	Black Hawk	0	0	10	27	0	3	0	0	27
508	Chicago	(0)	(0)	(100)	(5)	(0)	(0)	(15)	(0)	(98)
	Daley	0	0	10	0	0	0	15	0	92
	Kennedy-King	0	0	20	0	0	0	0	0	6
	Malcolm X	0	0	6	3	0	0	0	0	0
	Olive-Harvey	0	0	17	1	0	0	0	0	0
	Truman	0	0	6	1	0	0	0	0	0
	Washington	0	0	16	0	0	0	0	0	0
	Wilbur Wright	0	0	25	0	0	0	0	0	0
507	Danville	0	0	20	15	8	0	14	0	8
502	DuPage	0	0	54	61	0	2	0	0	0
509	Elgin	0	0	9	8	5	5	2	0	18
512	Harper	0	0	19	2	17	3	1	0	0
540	Heartland	0	0	0	7	0	0	0	0	7
519	Highland	0	0	9	9	0	0	0	0	0
514	Illinois Central	0	0	12	11	1	0	5	0	7
529	Illinois Eastern	(0)	(0)	(4)	(40)	(5)	(0)	(5)	(4)	(71)
	Frontier	0	0	0	9	0	0	1	0	11
	Lincoln Trail	0	0	0	13	5	0	0	0	33
	Olney Central	0	0	4	9	0	0	4	1	15
	Wabash	0	0	0	9	0	0	0	3	12
513	Illinois Valley	0	0	18	0	0	0	0	0	40
525	Joliet	18	0	6	22	0	2	0	0	25
520	Kankakee	0	0	14	9	0	1	5	0	5
501	Kaskaskia	0	0	12	0	7	0	0	0	0
523	Kishwaukee	0	0	3	9	0	1	0	0	3
532	Lake County	0	5	17	50	0	0	1	0	65
517	Lake Land	0	0	23	29	0	4	9	0	65
536	Lewis & Clark	0	0	6	4	0	3	0	0	0
526	Lincoln Land	0	0	3	5	2	0	0	0	23
530	Logan	0	0	28	3	7	4	3	0	0
528	McHenry	44	0	9	33	0	3	0	0	36
524	Moraine Valley	0	0	8	17	3	2	0	0	0
527	Morton	0	0	2	10	0	0	3	0	29
535	Oakton	3	0	5	13	2	0	0	0	0
505	Parkland	0	0	23	2	10	1	1	0	5
515	Prairie State	9	0	7	17	0	0	0	0	19
521	Rend Lake	0	0	0	10	0	2	2	0	5
537	Richland	0	0	0	18	0	0	0	0	16
511	Rock Valley	0	0	8	9	0	0	5	0	23
518	Sandburg	0	0	10	10	0	1	3	0	13
506	Sauk Valley	0	0	9	5	0	2	2	0	5
531	Shawnee	0	0	3	0	3	2	1	0	0
510	South Suburban	0	0	22	27	10	0	0	5	3
533	Southeastern	0	0	0	7	0	0	0	0	31
522	Southwestern*	0	0	11	21	0	3	1	0	86
534	Spoon River	0	0	0	5	0	0	0	0	0
504	Triton	0	0	20	17	7	1	0	9	0
516	Waubonsee	0	0	44	5	6	0	0	0	34
539	Wood	0	0	4	9	1	0	3	0	2
	TOTALS	74	5	552	551	94	45	81	18	769

\*Formerly Belleville Area College

SOURCE OF DATA: Annual Enrollment &amp; Completion Data (A1)

Illinois Community College Board  
Table III-9  
ANNUAL DUPLICATED COMPLETERS BY ACADEMIC PROGRAM BY COLLEGE  
FOR FISCAL YEAR 2000

Dist. No.	District/College	Gen Ofc Clrk/Clerk/Tyng Svc 12 520408	Business Comm 12 520501	Enterprise Mgmt/Op. Cen 12 520701	Finance, General 12 520801	Banking/Fin. Support Svcs 12 520903	Investments/Securities 12 520907	Hotel/Restaurant Mgmt 12 520902	Human Res Mgmt 12 521001	Intern'l Business 12 521101
503	Black Hawk	0	0	0	0	1	0	0	0	0
508	Chicago	(15)	(0)	(0)	(0)	(1)	(0)	(3)	(0)	(0)
	Daley	0	0	0	0	0	0	0	0	0
	Kennedy-King	0	0	0	0	0	0	0	0	0
	Malcolm X	0	0	0	0	0	0	0	0	0
	Olive-Harvey	0	0	0	0	0	0	0	0	0
	Truman	0	0	0	0	0	0	0	0	0
	Washington	0	0	0	0	1	0	3	0	0
	Wilbur Wright	15	0	0	0	0	0	0	0	0
507	Danville	0	0	0	0	0	0	0	0	0
502	DuPage	0	0	0	0	0	0	8	0	0
509	Elgin	1	0	0	0	0	0	0	0	0
512	Harper	2	0	0	0	4	0	1	9	7
540	Heartland	0	0	2	0	0	0	0	0	0
519	Highland	1	0	0	0	0	0	0	0	0
514	Illinois Central	24	0	0	0	4	0	0	0	0
529	Illinois Eastern	(0)	(0)	(0)	(0)	(1)	(0)	(0)	(0)	(0)
	Frontier	0	0	0	0	0	0	0	0	0
	Lincoln Trail	0	0	0	0	1	0	0	0	0
	Olney Central	0	0	0	0	0	0	0	0	0
	Wabash	0	0	0	0	0	0	0	0	0
513	Illinois Valley	9	0	0	0	0	0	0	0	0
525	Joliet	0	0	0	1	0	0	0	12	0
520	Kankakee	0	0	0	0	0	0	0	0	0
501	Kaskaskia	0	0	0	0	0	0	0	0	0
523	Kishwaukee	5	0	0	0	0	0	0	0	0
532	Lake County	0	0	0	0	0	0	0	0	0
517	Lake Land	2	0	0	0	0	0	0	0	0
536	Lewis & Clark	4	0	0	0	0	0	1	1	0
526	Lincoln Land	7	0	0	0	0	0	3	0	0
530	Logan	7	0	0	0	0	0	0	0	0
528	McHenry	0	0	2	0	0	0	0	0	0
524	Moraine Valley	0	0	3	0	1	0	0	5	0
527	Morton	8	0	0	0	0	0	0	0	0
535	Oakton	0	0	0	0	3	3	11	0	0
505	Parkland	0	0	0	0	3	0	3	0	1
515	Prairie State	0	0	0	0	2	0	0	0	0
521	Rend Lake	0	0	0	0	0	0	0	0	0
537	Richland	0	0	0	0	0	0	0	0	0
511	Rock Valley	0	0	0	0	0	0	0	0	0
518	Sandburg	0	0	0	0	0	0	0	4	0
506	Sauk Valley	3	0	0	0	0	0	0	0	0
531	Shawnee	2	0	0	0	0	0	0	0	0
510	South Suburban	0	0	3	0	0	0	0	0	0
533	Southeastern	2	0	0	0	0	0	0	0	0
522	Southwestern*	0	0	2	0	2	0	0	0	0
534	Spoon River	2	0	0	0	0	0	0	0	0
504	Triton	0	0	0	0	0	0	4	0	0
516	Waubonsee	0	1	2	0	1	0	0	0	0
539	Wood	1	0	0	0	0	0	0	0	0
	TOTALS	95	1	14	1	23	3	34	31	8

\*Formerly Belleville Area College

SOURCE OF DATA: Annual Enrollment &amp; Completion Data (A1)

Illinois Community College Board  
Table III-9  
ANNUAL DUPLICATED COMPLETERS BY ACADEMIC PROGRAM BY COLLEGE  
FOR FISCAL YEAR 2000

Dist. No.	District/College	Mgmt Info Sys/Bus DP, Gen 12.521201	Bus Comp Prog 12.521202	Bus Sys Analysis/Design 12.521203	Bus Sys Netwkg/Telecom 12.521204	Bus Comp Facility Op 12.521205	Bus Mktg Mgmt 12.521401	Real Estate 12.521501	General Studies	Vocational Skills	Total
503	Black Hawk	0	8	0	5	6	0	0	11	0	786
508	Chicago	(0)	(263)	(0)	(0)	(0)	(0)	(0)	(307)	(265)	(4,662)
	Daley	0	99	0	0	0	0	0	3	1	576
	Kennedy-King	0	44	0	0	0	0	0	48	1	842
	Malcolm X	0	16	0	0	0	0	0	11	2	364
	Olive-Harvey	0	32	0	0	0	0	0	12	0	385
	Truman	0	20	0	0	0	0	0	34	259	792
	Washington	0	33	0	0	0	0	0	146	0	1,232
	Wilbur Wright	0	19	0	0	0	0	0	53	2	471
507	Danville	0	18	0	0	8	0	0	0	0	348
502	DuPage	0	254	0	0	0	0	1	97	0	2,570
509	Elgin	0	23	0	18	0	0	0	9	0	1,038
512	Harper	0	94	0	1	1	0	0	0	0	1,373
540	Heartland	9	6	0	13	0	0	0	0	0	390
519	Highland	0	4	0	0	0	0	0	9	0	258
514	Illinois Central	0	26	0	71	0	0	3	97	21	1,477
529	Illinois Eastern	(0)	(0)	(20)	(0)	(0)	(0)	(0)	(80)	(0)	(1,231)
	Frontier	0	0	0	0	0	0	0	6	0	189
	Lincoln Trail	0	0	20	0	0	0	0	51	0	460
	Olney Central	0	0	0	0	0	0	0	7	0	260
	Wabash	0	0	0	0	0	0	0	16	0	322
513	Illinois Valley	0	4	0	1	0	0	0	46	0	650
525	Joliet	0	23	0	12	0	0	0	20	0	878
520	Kankakee	0	16	0	0	0	0	0	37	0	420
501	Kaskaskia	0	12	0	0	0	0	0	13	0	574
523	Kishwaukee	0	0	0	0	0	0	0	0	0	509
532	Lake County	0	22	0	26	0	0	0	0	0	1,185
517	Lake Land	0	17	0	24	5	0	0	40	0	1,272
536	Lewis & Clark	0	31	0	20	0	0	0	2	0	793
526	Lincoln Land	0	38	0	39	0	0	1	28	0	1,127
530	Logan	0	21	0	0	0	0	0	3	0	614
528	McHenry	0	13	0	1	0	0	0	30	0	666
524	Moraine Valley	0	50	0	22	0	0	0	0	0	1,242
527	Morton	0	32	0	0	0	0	0	44	0	312
535	Oakton	0	34	0	34	0	7	1	0	0	620
505	Parkland	4	35	0	13	0	0	1	29	0	818
515	Prairie State	0	20	0	0	2	0	0	16	0	506
521	Rend Lake	0	0	0	0	0	0	0	0	0	478
537	Richland	0	7	3	0	0	0	0	5	0	319
511	Rock Valley	0	26	0	2	0	0	0	4	0	1,086
518	Sandburg	0	15	0	0	0	0	0	12	0	430
506	Sauk Valley	0	2	0	0	1	0	0	9	0	344
531	Shawnee	0	6	0	1	0	0	0	4	0	267
510	South Suburban	0	37	0	5	0	0	2	0	0	681
533	Southeastern	0	6	0	0	0	0	0	18	0	683
522	Southwestern*	0	13	0	0	0	0	0	0	0	1,704
534	Spoon River	0	9	0	0	0	0	0	8	0	250
504	Triton	0	11	0	3	3	0	2	28	2	1,084
516	Waubensee	0	11	0	11	0	0	2	13	0	806
539	Wood	0	0	0	0	0	0	0	2	0	349
	TOTALS	13	1,207	23	322	26	7	13	1,021	288	34,800

\*Formerly Belleville Area College

SOURCE OF DATA: Annual Enrollment &amp; Completion Data (A1)



Illinois Community College Board  
Table III-10  
SUMMARY OF ADULT EDUCATION COMPLETIONS  
AWARDED IN FISCAL YEAR 2000 BY COMMUNITY COLLEGE DISTRICT

Dist. No.	District/College	Adult Basic Education Levels Completed	English As A Second Language Levels Completed	Total
503	Black Hawk	232	310	542
508	Chicago	485	74	559
507	Danville	93	15	108
502	DuPage	555	1,356	1,911
509	Elgin*	66	1,605	1,671
512	Harper	57	229	286
540	Heartland	73	1	74
519	Highland*	124	56	180
514	Illinois Central*	143	32	175
529	Illinois Eastern	202	0	202
513	Illinois Valley	101	81	182
525	Joliet	600	405	1,005
520	Kankakee	139	77	216
501	Kaskaskia*	57	9	66
523	Kishwaukee	50	80	130
532	Lake County*	66	594	660
517	Lake Land	59	1	60
536	Lewis & Clark	97	12	109
526	Lincoln Land	108	35	143
530	Logan	129	0	129
528	McHenry	38	313	351
524	Moraine Valley	279	823	1,102
527	Morton	198	1,053	1,251
535	Oakton	663	961	1,624
505	Parkland*	256	67	323
515	Prairie State	302	136	438
521	Rend Lake	56	2	58
537	Richland	87	22	109
511	Rock Valley	124	119	243
518	Sandburg	69	21	90
506	Sauk Valley*	8	3	11
531	Shawnee	40	2	42
510	South Suburban	362	371	733
533	Southeastern	43	1	44
522	Southwestern**	140	119	259
534	Spoon River	30	13	43
504	Triton	441	984	1,425
516	Waubonsee*	219	479	698
539	Wood	48	0	48
	Totals	6,839	10,461	17,300

Education levels completed: ABE Beginning (0 - 5.9) to ABE Intermediate, ABE Intermediate (6.0-8.9) to ASE, ESL Beginning Level (CELSA/MELT 0-V) to ESL Intermediate, ESL Intermediate Level (CELSA/MELT VI-VII) to ESL Advanced

\*GED completion data from ICCB Annual Enrollment and Completion (A1) Data for selected colleges.

\*\*Formerly Belleville Area College

SOURCE OF DATA: ISBE Adult Education Data

Illinois Community College Board  
Table III-11  
SUMMARY OF HIGH SCHOOL COMPLETIONS  
AWARDED IN FISCAL YEAR 2000 BY COMMUNITY COLLEGE DISTRICT

Dist. No.	District	Passed GED Exam**	Alternative High School Diploma Awarded	Total High School Completions
503	Black Hawk*	185	27	212
508	Chicago	939	0	939
507	Danville	0	3	3
502	DuPage	0	0	0
509	Elgin*	77	0	77
512	Harper	52	0	52
540	Heartland	0	0	0
519	Highland*	120	0	120
514	Illinois Central	246	0	246
529	Illinois Eastern	0	0	0
513	Illinois Valley*	72	0	72
525	Joliet	0	0	0
520	Kankakee*	67	0	67
501	Kaskaskia	64	0	64
523	Kishwaukee*	143	0	143
532	Lake County	50	31	81
517	Lake Land	0	0	0
536	Lewis & Clark	0	0	0
526	Lincoln Land	135	0	135
530	Logan	0	0	0
528	McHenry*	117	0	117
524	Moraine Valley	3	0	3
527	Morton	67	0	67
535	Oakton	0	39	39
505	Parkland	61	0	61
515	Prairie State	0	0	0
521	Rend Lake	53	0	53
537	Richland	71	0	71
511	Rock Valley	169	0	169
518	Sandburg	0	0	0
506	Sauk Valley	1	0	1
531	Shawnee	0	23	23
510	South Suburban	24	0	24
533	Southeastern*	43	0	43
522	Southwestern***	0	0	0
534	Spoon River*	42	1	43
504	Triton	10	80	90
516	Waubonsee*	166	0	166
539	Wood*	<u>74</u>	<u>0</u>	<u>74</u>
TOTALS		3,051	204	3,255

\* GED completion data from ICCB Annual Enrollment and Completion (A1) Data for selected colleges.

\*\* Completeness of the GED count is based on matches between student SSN identifiers in college and ETS data.

\*\*\*Formerly Belleville Area College

SOURCES OF DATA: ISBE Adult Education Data

ICCB Annual Enrollment and Completions (A1) Data for GED completions at selected colleges.

## Section IV

## FINANCIAL DATA

Presented in this section are financial data on audited revenues and expenditures, chargeback computations, local tax rates, tuition and fees, and state aid grants.

Tables IV-1 through IV-3 give historical data for annual enrollments, ICCB grants to colleges, and net instructional unit costs.

Table IV-4 shows the fiscal year 2000 reimbursable credit hours for funded instructional categories and the total reimbursable credit hours for each community college district. Reimbursable credit hours are those hours which qualify for state funding.

Tables IV-5 and IV-6 list the state grants received by each community college district during fiscal year 2000 and fiscal year 2001 for each category of grants.

Table IV-7 shows the per capita costs per credit hour, the chargeback rate, and tuition and fee rates for each community college district. Colleges are limited by law to a tuition rate that does not exceed one-third of their per capita costs.

Table IV-8 lists the total 1999 operating tax extensions and the corporate personal property replacement tax paid to each community college district in 2000.

Table IV-9 itemizes each college's 1999 tax levy rates for the Education Fund; Operations and Maintenance Fund; Bond and Interest Fund; Liability, Protection, and Settlement Fund; Audit Fund; and Other Funds.

Table IV-10 details the fiscal year 2000 net instructional unit cost for funded instructional categories for each community college district.

Tables IV-11 through IV-13 show operating revenues by source and operating expenditures by object and function for the Education and Operation and Maintenance Funds as reported in the districts' fiscal year 2000 external audits.

Tables IV-14 through IV-15 present total current funds revenues by source of funds and expenditures by function for each public community college district as reported in the districts' fiscal year 2000 external audit.

Table IV-16 provides data on energy costs for each college for fiscal year 2000.

Illinois Community College Board  
Table IV-1

ANNUAL FTE STUDENTS\*  
FISCAL YEAR 1990 THROUGH FISCAL YEAR 2000

Dist. No.	District/College	Annual FY 1990 FTE	Annual FY 1991 FTE	Annual FY 1992 FTE	Annual FY 1993 FTE	Annual FY 1994 FTE	Annual FY 1995 FTE	Annual FY 1996 FTE	Annual FY 1997 FTE	Annual FY 1998 FTE	Annual FY 1999 FTE	Annual FY 2000 FTE
503	Black Hawk	4,725	4,906	5,110	5,034	5,194	4,969	5,080	5,110	4,951	4,847	4,667
508	Chicago	51,831	56,147	58,754	55,902	52,403	47,708	45,887	45,748	45,180	44,087	40,789
507	Danville	1,992	2,085	2,182	2,249	1,937	1,736	1,665	1,629	1,629	1,543	1,473
502	DuPage	12,811	13,424	14,019	14,395	14,024	13,890	13,836	13,702	13,748	13,867	14,229
509	Elgin	3,966	4,168	4,465	4,798	4,688	4,585	4,628	4,678	4,754	4,869	4,885
512	Harper	7,923	7,847	8,218	8,183	7,970	7,641	7,413	7,540	7,707	7,704	7,807
540	Heartland	—	—	—	—	—	1,378	1,603	1,743	1,831	1,938	2,202
519	Highland	1,801	1,790	1,823	1,826	1,796	1,707	1,563	1,546	1,560	1,509	1,641
514	Illinois Central	6,095	6,347	6,668	6,423	6,319	6,144	6,231	6,275	6,422	6,430	6,328
529	Illinois Eastern	4,317	4,567	4,818	4,691	4,423	4,452	4,404	4,603	4,733	4,615	4,566
513	Illinois Valley	2,493	2,605	2,634	2,617	2,572	2,468	2,348	2,423	2,378	2,440	2,547
525	Joliet	5,332	5,512	5,621	5,827	5,578	5,534	5,709	5,811	5,965	5,987	6,202
520	Kankakee	2,457	2,661	2,871	3,037	2,829	2,917	3,070	2,936	2,861	2,651	2,696
501	Kaskaskia	2,254	2,398	2,541	2,602	2,520	2,476	2,354	2,251	2,204	2,270	2,184
523	Kishwaukee	1,772	1,795	1,952	1,881	1,838	1,856	1,912	1,749	1,878	1,868	2,134
532	Lake County	5,552	5,733	5,865	6,032	5,870	5,807	5,887	5,942	6,089	6,010	6,218
517	Lake Land	2,890	2,992	3,217	3,231	3,276	3,141	3,283	3,389	3,738	3,988	4,419
536	Lewis & Clark	2,800	2,985	3,109	3,069	2,852	2,719	2,797	2,864	2,918	2,987	3,032
526	Lincoln Land	3,842	4,102	4,346	4,467	4,335	4,565	4,584	4,622	4,313	4,189	4,357
530	Logan	2,983	3,271	3,383	3,460	3,379	3,580	3,622	3,555	3,664	3,612	3,824
528	McHenry	1,737	1,949	2,267	2,449	2,499	2,531	2,716	2,707	2,789	2,778	2,948
541	Metropolitan	—	—	—	—	—	802	613	625	688	—	—
524	Moraine Valley	7,402	7,776	8,123	8,084	7,406	7,140	7,040	7,058	7,187	7,341	7,546
527	Morton	1,760	1,869	1,993	1,923	1,845	1,807	1,762	1,955	2,080	2,068	2,083
535	Oakton	5,781	5,960	6,146	6,327	6,289	6,031	6,367	6,070	5,872	5,855	6,567
505	Parkland	4,831	4,905	5,675	5,477	5,139	4,955	4,881	4,752	4,807	4,786	4,850
515	Prairie State	2,542	2,851	3,042	3,029	2,840	2,718	2,746	2,809	2,851	2,865	2,726
521	Rend Lake	2,061	2,180	2,266	2,138	2,219	2,335	2,301	2,296	2,238	2,174	2,321
537	Richland	1,883	1,963	2,167	2,220	2,064	1,869	1,775	1,782	1,829	1,855	1,771
511	Rock Valley	3,849	4,117	4,316	4,321	4,369	4,170	4,141	4,072	4,082	4,248	4,349
518	Sandburg	1,605	1,684	1,800	1,794	1,636	1,729	1,825	1,852	1,847	1,926	1,883
506	Sauk Valley	1,646	1,792	1,873	1,744	1,567	1,503	1,487	1,486	1,454	1,396	1,435
531	Shawnee	964	1,059	1,364	1,396	1,400	1,353	1,357	1,296	1,296	1,314	1,359
510	South Suburban	4,012	4,204	4,759	5,106	4,984	4,574	4,437	4,168	4,187	4,099	4,021
533	Southeastern	2,296	2,348	2,320	2,245	2,300	2,277	2,147	2,025	1,960	1,890	1,971
522	Southwestern	6,335	6,691	7,378	7,782	7,393	7,056	6,991	6,870	6,819	6,852	7,061
534	Spoon River	1,086	1,283	1,382	1,457	1,274	1,187	1,204	1,206	1,132	1,085	1,083
504	Triton	8,185	8,391	8,266	8,236	7,489	7,646	8,154	8,349	8,387	8,165	8,242
516	Waubensee	2,875	3,007	3,104	3,267	3,363	3,376	3,437	3,582	3,695	3,652	3,910
539	Wood	1,466	1,490	1,522	1,386	1,261	1,173	1,187	1,204	1,272	1,378	1,380
TOTALS		190,152	200,894	211,359	210,105	201,140	195,505	194,444	194,266	194,995	193,138	193,706

\*Calculated from annual reimbursable credit hours  
SOURCE OF DATA: ICCB Credit Hour Claims

Illinois Community College Board

Table IV-2

TOTAL ICCB GRANTS PAID TO COMMUNITY COLLEGES  
FISCAL YEAR 1994 THROUGH FISCAL YEAR 2001

Dist. No.	District/College	FY 1994 Total Grants	FY 1995 Total Grants	FY 1996 Total Grants	FY 1997 Total Grants	FY 1998 Total Grants	FY 1999 Total Grants	FY 2000 Total Grants	FY 2001 Total Grants
503	Black Hawk	\$7,340,297	\$7,560,329	\$8,374,803	\$8,821,192	\$9,496,762	\$10,286,682	\$10,592,488	\$10,956,699
508	Chicago	56,489,317	55,307,152	55,004,449	54,867,655	54,437,927	54,930,479	58,039,108	62,874,697
507	DuPage	3,288,457	3,491,144	3,624,427	3,813,564	3,754,788	3,830,962	3,909,977	3,995,380
502	DuPage	11,964,764	12,627,767	13,179,428	13,790,384	14,154,326	15,081,253	15,367,425	16,078,969
509	Elgin	3,836,507	4,201,372	4,307,067	4,691,917	4,903,069	5,335,270	5,503,769	5,930,457
512	Harper	6,742,589	6,865,061	7,387,696	7,560,636	7,718,768	8,139,624	8,529,907	9,053,173
540	Heartland	—	—	—	1,682,175	1,978,600	2,268,286	2,438,957	2,618,582
519	Highland	2,458,116	2,584,034	2,783,363	3,088,573	3,085,376	3,024,912	2,959,993	2,985,307
514	Illinois Central	7,652,605	7,776,102	8,299,320	8,550,807	8,990,741	10,040,722	10,854,967	11,231,350
529	Illinois Eastern	7,893,756	8,289,703	8,645,907	9,407,968	10,115,803	11,405,568	12,196,760	12,532,955
513	Illinois Valley	2,438,812	2,473,722	2,645,841	2,923,061	3,033,110	3,238,587	3,209,296	3,357,281
525	Joliet	4,829,447	5,115,972	5,325,738	5,720,266	6,105,851	6,637,669	6,927,496	7,361,710
520	Kankakee	4,355,528	4,927,588	4,791,921	5,315,643	5,948,450	6,159,953	6,493,676	6,534,584
501	Kaskaskia	4,139,871	4,331,001	4,650,210	5,090,772	5,331,459	5,498,425	5,483,053	5,738,996
523	Kishwaukee	2,554,458	2,494,373	2,654,823	2,978,101	3,105,796	3,112,985	2,995,167	2,928,704
532	Lake County	5,027,855	5,266,182	5,571,405	5,903,991	6,081,848	6,577,240	6,978,762	7,287,919
517	Lake Land	4,209,942	4,591,794	4,923,519	5,259,389	5,791,824	6,550,682	7,257,282	8,055,028
536	Lewis & Clark	3,342,042	3,529,624	3,780,402	4,039,454	4,297,924	5,010,532	5,590,251	6,128,283
526	Lincoln Land	3,874,207	4,051,525	4,286,015	4,818,344	5,160,656	5,640,488	5,599,215	5,691,238
530	Logan	6,232,524	6,784,207	7,260,943	8,510,363	9,447,213	10,018,663	10,665,371	10,958,761
528	McHenry	1,982,642	2,147,914	2,361,952	2,596,410	2,849,976	3,119,537	3,283,394	3,463,937
541	Metropolitan	—	—	—	2,324,857	2,144,312	1,819,657	—	—
524	Moraine Valley	7,230,433	7,327,879	7,570,684	7,536,024	7,535,553	7,960,135	8,313,261	9,124,584
527	Morton	1,811,652	1,833,487	1,908,350	2,163,780	2,242,755	2,671,800	3,232,592	3,363,402
535	Oakton	5,000,129	5,291,025	5,696,547	6,005,266	6,464,993	6,610,315	6,761,137	7,001,025
505	Parkland	5,954,200	6,138,854	6,644,624	6,661,421	6,628,947	6,719,915	6,806,468	7,072,008
515	Prairie State	2,752,858	2,763,692	2,944,497	3,135,988	3,415,543	3,771,699	4,066,541	4,724,539
521	Rend Lake	4,041,847	4,108,903	4,358,233	4,994,048	5,428,696	5,889,394	6,108,097	6,254,887
537	Richland	1,865,178	1,943,716	2,046,188	2,288,960	2,293,923	2,377,645	2,504,328	2,588,343
511	Rock Valley	3,793,454	3,847,896	4,187,882	4,464,383	4,604,212	4,844,598	4,924,019	5,297,127
518	Sandburg	2,129,184	2,233,779	2,288,356	2,671,293	3,173,508	3,540,614	3,706,811	4,031,046
506	Sauk Valley	2,295,426	2,327,003	2,389,055	2,540,632	2,549,889	2,741,392	2,742,959	2,750,634
531	Shawnee	2,468,869	2,690,240	2,913,163	3,281,289	3,533,128	3,713,847	3,861,133	4,139,153
510	South Suburban	4,984,812	6,173,345	6,290,196	7,099,445	7,341,227	7,063,308	7,219,551	7,701,511
533	Southeastern	4,024,591	4,178,918	4,591,564	5,034,661	5,355,455	5,550,454	5,608,479	5,669,904
522	Southwestern	9,996,639	11,588,232	11,944,222	12,919,931	13,197,001	13,693,129	14,124,118	14,892,427
534	Spooon River	1,633,330	1,796,487	1,786,143	2,014,395	2,060,291	2,327,767	2,343,414	2,372,720
504	Triton	7,635,909	7,768,211	7,943,413	8,234,878	8,959,950	9,657,662	9,851,901	10,159,553
516	Waubensee	2,618,486	2,824,993	3,045,086	3,389,490	3,523,213	3,967,555	4,162,664	4,288,726
539	Wood	1,930,584	1,951,200	1,950,158	2,112,359	2,144,771	2,333,865	2,635,984	3,064,003
TOTALS		\$222,821,316	\$231,204,426	\$240,357,589	\$258,303,762	\$268,387,634	\$283,163,271	\$293,849,771	\$310,259,602

\*Heartland and Metropolitan were included in the system funding formula in fiscal year 1997 for the first time.  
SOURCE OF DATA: ICCB Records

Illinois Community College Board  
Table IV-3  
NET INSTRUCTIONAL UNIT COST IN ILLINOIS PUBLIC COMMUNITY COLLEGES  
SINCE FISCAL YEAR 1994

Dist. No.	District/College	FY 1994	FY 1995	FY 1996	FY 1997	FY 1998	FY 1999	FY2000
503	Black Hawk	\$142.18	\$159.55	\$162.45	\$180.41	\$179.48	\$179.31	\$197.13
508	Chicago	117.08	135.91	154.72	141.25	155.09	159.42	170.72
	Daley	126.79	152.58	141.92	133.84	149.84	155.05	153.92
	Kennedy-King	110.60	163.16	211.20	162.10	175.74	266.79	286.56
	Malcolm X	101.73	119.67	135.27	132.22	143.89	125.79	139.78
	Olive-Harvey	131.97	149.32	166.70	146.31	162.80	171.44	215.69
	Truman	107.78	122.03	133.25	127.81	142.81	117.95	128.40
	Washington	135.42	136.57	177.07	169.11	184.83	201.48	209.48
	Wright	127.13	136.03	156.83	142.63	153.82	160.33	154.15
507	Danville	143.97	170.47	185.04	212.85	205.33	234.24	248.87
502	DuPage	134.86	143.55	148.46	158.06	165.18	172.90	178.61
509	Elgin	144.08	161.87	158.84	180.29	196.61	196.59	DNS
512	Harper	178.72	160.70	220.69	219.30	222.30	223.39	230.16
540	Heartland	---	154.98	169.44	161.72	177.35	198.02	207.32
519	Highland	140.88	158.04	181.66	174.56	182.94	193.56	202.83
514	Illinois Central	152.64	149.11	143.51	168.50	173.41	187.30	NA
529	Illinois Eastern	93.40	98.04	105.67	119.84	131.55	130.34	136.65
	Frontier	75.06	75.50	90.48	104.35	132.72	125.16	134.12
	Lincoln Trail	114.64	117.53	124.89	128.78	137.16	137.96	149.85
	Olney Central	105.90	117.30	128.29	164.24	173.51	165.03	165.5
	Wabash Valley	83.15	87.29	90.06	97.63	103.83	107.61	112.29
513	Illinois Valley	128.77	139.88	155.35	166.47	173.10	170.82	192.09
525	Joliet	158.98	178.19	194.66	200.64	187.89	210.54	202.67
520	Kankakee	102.81	104.19	104.92	116.97	130.35	146.59	182.36
501	Kaskaskia	123.75	131.50	136.10	141.28	158.26	148.06	167.72
523	Kishwaukee	144.26	150.88	153.25	179.45	187.33	197.46	199.22
532	Lake County	181.14	187.18	195.85	208.81	218.88	223.72	246.33
517	Lake Land	126.53	133.67	132.56	133.36	146.42	130.98	132.46
536	Lewis & Clark	124.33	143.38	141.78	175.99	166.74	164.33	174.19
526	Lincoln Land	132.62	142.43	154.95	164.06	185.49	201.05	213.32
530	Logan	124.19	127.47	143.69	155.85	162.96	170.63	186.49
528	McHenry	143.67	149.23	154.38	167.93	182.46	205.61	204.88
541	Metropolitan/SCC	DNS	155.79	155.79	132.49	DNS	---	---
524	Moraine Valley	160.72	164.54	174.17	175.85	174.53	181.27	191.35
527	Morton	155.63	153.54	163.19	160.21	155.32	162.72	171.09
535	Oakton	133.86	150.05	150.86	167.50	182.14	189.92	188.36
505	Parkland	154.08	169.00	176.44	185.40	194.42	199.19	210.59
515	Prairie State	143.42	156.65	160.24	181.06	173.38	184.44	225.05
521	Rend Lake	120.69	132.82	132.50	155.95	173.11	172.77	154.2
537	Richland	134.40	158.23	175.79	198.99	204.66	216.32	244.02
511	Rock Valley	151.39	162.88	172.64	177.83	192.84	186.49	168.01
518	Sandburg	130.58	163.17	163.17	207.27	197.19	183.69	221.03
506	Sauk Valley	154.96	164.82	200.45	196.54	205.32	212.93	216.96
531	Shawnee	136.07	161.85	170.32	170.53	152.54	167.06	173.81
510	South Suburban	141.00	162.52	164.81	159.48	155.30	185.56	212.15
533	Southeastern	127.15	138.40	143.79	153.76	175.53	179.42	183
522	Southwestern	115.93	125.33	133.82	139.94	149.28	153.89	177.84
534	Spoon River	127.38	127.63	156.13	171.04	190.94	203.47	221.1
504	Triton	160.88	158.98	154.35	152.84	163.92	178.15	165.92
516	Waubonsee	156.89	162.14	185.91	184.00	190.39	198.17	194.92
539	Wood	162.90	176.48	182.77	184.54	172.34	162.91	196.51
	STATE AVERAGES	\$136.09	\$147.68	\$158.95	\$163.40	\$171.76	\$178.33	\$187.34

DNS = Data Not Submitted

SOURCE OF DATA: Unit Cost Reports

Illinois Community College Board  
Table IV-4  
FISCAL YEAR 2000 TOTAL REIMBURSABLE CREDIT HOURS\*

Dist. No.	District	Baccalaureate	Business	Technical	Health	Remedial	ABE/ASE	Total
503	Black Hawk	73,596	8,802	19,644	5,272	9,138	23,555	140,007
508	Chicago	314,540	39,272	78,263	53,414	99,726	638,445	1,223,659
507	Danville	24,635	3,787	7,780	1,545	3,379	3,060	44,186
502	DuPage	253,663	29,261	67,961	12,947	33,941	29,084	426,856
509	Elgin	79,194	12,069	19,080	6,288	9,153	20,752	146,536
512	Harper	149,524	14,539	21,211	7,307	28,666	12,975	234,222
540	Heartland	44,374	3,059	6,306	1,820	9,232	1,270	66,061
519	Highland	27,402	3,012	4,763	2,388	7,189	4,472	49,226
514	Illinois Central	124,805	14,452	28,586	7,838	6,727	7,430	189,837
529	Illinois Eastern	65,535	10,149	39,104	14,621	4,305	3,260	136,973
513	Illinois Valley	44,916	4,993	15,033	4,036	3,939	3,491	76,408
525	Joliet	104,670	10,372	31,453	8,267	20,041	11,259	186,062
520	Kankakee	31,121	4,228	7,540	7,209	7,185	23,586	80,867
501	Kaskaskia	38,064	6,110	9,433	7,211	3,186	1,516	65,519
523	Kishwaukee	38,315	3,502	6,735	3,674	5,485	6,297	64,008
532	Lake County	111,464	8,145	27,131	7,898	17,069	14,836	186,541
517	Lake Land	66,990	14,591	35,193	6,318	5,997	3,483	132,570
536	Lewis & Clark	53,335	8,450	11,986	5,247	6,664	5,278	90,959
526	Lincoln Land	79,114	6,696	21,270	8,394	12,044	3,184	130,702
530	Logan	67,361	9,601	16,651	8,581	6,004	6,537	114,734
528	McHenry	58,661	6,478	9,153	2,258	5,757	6,135	88,441
524	Moraine Valley	147,431	21,665	23,924	9,185	15,633	8,527	226,365
527	Morton	28,210	2,720	3,968	2,989	4,984	19,634	62,505
535	Oakton	99,901	11,879	27,486	7,757	16,600	33,397	197,019
505	Parkland	92,804	7,614	17,650	8,211	13,952	5,283	145,514
515	Prairie State	45,316	4,660	9,429	4,906	9,428	8,036	81,774
521	Rend Lake	35,779	4,428	17,739	5,070	4,013	2,615	69,642
537	Richland	32,469	3,814	6,861	2,860	5,014	2,097	53,115
511	Rock Valley	76,243	7,621	21,120	6,092	13,793	5,615	130,484
518	Sandburg	32,056	4,610	7,880	5,182	3,552	3,198	56,477
506	Sauk Valley	25,994	3,100	5,688	2,621	4,463	1,174	43,040
531	Shawnee	23,760	3,259	3,680	4,892	1,953	3,223	40,766
510	South Suburban	51,512	11,675	11,116	11,279	13,357	21,686	120,624
533	Southeastern	28,656	4,681	17,050	4,745	2,187	1,816	59,134
522	Southwestern	116,378	20,816	35,956	10,971	18,249	9,468	211,838
534	Spoon River	21,731	2,251	4,250	1,566	1,500	1,196	32,494
504	Triton	112,300	15,214	37,828	25,718	12,809	43,404	247,272
516	Waubonsee	58,766	8,898	10,396	4,033	8,048	27,148	117,288
539	Wood	<u>23,291</u>	<u>3,822</u>	<u>5,790</u>	<u>2,932</u>	<u>3,504</u>	<u>2,049</u>	<u>41,387</u>
STATE TOTALS		2,903,873	364,288	752,080	303,533	457,864	1,029,465	5,811,102

\*The credit hours used for funding purposes may not be the same as presented in this table.  
SOURCE OF DATA: ICCB Credit Hour Claims



Illinois Community College Board  
Table IV-5  
SUMMARY OF FISCAL YEAR 2000 ICCB GRANTS TO ILLINOIS PUBLIC COMMUNITY COLLEGES

Dist. No.	District	Base Operating Grants	Small College Grants	Equalization Grants	Performance Based Initiative	Special Population Grants	Workforce Preparation			Advanced Technology			Deferred Maint. Grants	Retirees Health Ins. Grants	Total Grants to Colleges
							Business/ Industry	Educ. to Careers	Welfare to Work	Instructional Equipment	Technology Support	Staff Tech. Skills Enhancement			
503	Black Hawk	\$4,606,943	\$0	\$4,853,004	\$45,116	\$300,486	\$160,252	\$99,943	\$76,000	\$149,704	\$176,477	\$64,454	\$60,109	\$0	\$10,592,488
508	Chicago	32,084,287	0	15,103,137	227,064	6,477,359	543,347	125,888	862,700	751,795	288,700	385,913	488,918	700,000	58,039,108
507	Danville	1,564,384	120,000	1,607,495	19,926	75,815	97,990	101,664	70,200	51,848	138,205	21,586	40,864	0	3,909,977
502	DuPage	13,519,498	0	0	86,810	373,235	328,188	118,240	71,700	413,640	157,496	138,738	159,880	0	15,367,425
509	Elgin	4,504,932	0	0	33,193	235,392	157,684	106,155	68,800	145,667	115,937	61,110	74,899	0	5,503,769
512	Harper	7,331,672	0	0	48,819	306,847	173,002	117,440	64,100	169,741	118,727	98,607	100,952	0	8,529,907
540	Heartland	1,755,761	120,000	0	14,225	87,126	87,126	96,135	65,800	34,774	140,493	21,485	21,815	0	2,438,957
519	Highland	1,504,590	120,000	719,950	13,637	99,754	87,809	98,537	63,200	35,847	157,167	20,573	38,929	0	2,959,993
514	Illinois Central	6,455,609	0	3,309,748	51,593	135,091	193,481	104,044	95,700	201,928	166,333	62,630	78,810	0	10,854,967
529	Illinois Eastern	5,316,021	0	5,704,886	50,008	145,155	235,264	98,534	65,800	267,597	206,793	39,524	67,178	0	12,196,760
513	Illinois Valley	2,429,452	120,000	0	19,642	73,090	117,465	102,732	64,700	82,457	144,953	16,215	38,590	0	3,209,296
525	Joliet	5,843,712	0	0	35,988	239,886	183,136	108,325	81,000	185,668	130,465	46,922	72,394	0	6,927,406
520	Kankakee	2,564,324	0	3,042,854	27,687	292,892	118,783	100,008	75,000	84,528	123,231	25,133	39,236	0	6,493,676
501	Kaskaskia	2,498,537	120,000	2,171,028	28,328	57,764	125,100	98,555	68,400	94,457	164,056	18,951	31,877	0	5,483,053
523	Kishwaukee	1,852,007	120,000	433,515	17,030	91,509	97,135	95,777	62,000	152,566	119,105	29,085	37,290	0	2,995,167
532	Lake County	5,906,399	0	0	38,131	261,757	162,073	107,368	76,800	171,993	188,934	36,483	87,879	0	6,978,762
517	Lake Land	3,878,640	0	2,484,773	38,306	78,587	174,434	98,481	66,700	171,993	166,472	35,267	53,617	0	5,590,251
536	Lewis & Clark	2,915,216	0	1,876,327	28,352	122,820	22,898	99,986	78,300	90,996	166,472	35,267	53,617	0	5,590,251
526	Lincoln Land	4,609,677	0	50,000	31,494	115,103	163,299	102,676	84,300	154,492	197,671	44,084	46,419	0	10,665,371
530	Logan	3,715,510	0	6,145,626	17,788	116,244	140,675	103,581	71,300	118,934	125,963	38,308	44,957	0	3,283,394
528	McHenry	2,629,697	0	0	37,788	112,714	106,469	99,581	81,500	65,176	111,749	33,950	44,770	0	8,313,261
524	Moraine Valley	7,187,978	0	50,000	52,404	216,009	177,132	113,160	81,400	176,233	116,540	59,792	82,613	0	3,232,592
527	Morton	1,790,930	120,000	664,303	13,337	190,118	92,138	99,307	69,100	42,652	89,042	26,957	34,708	0	6,761,137
535	Oakton	5,595,347	0	0	37,182	380,684	159,301	109,613	76,300	148,208	116,025	59,488	78,989	0	6,806,468
505	Parkland	4,903,615	0	947,267	42,942	164,901	149,585	98,959	74,600	132,939	178,023	52,800	60,837	0	4,066,541
515	Prairie State	2,819,285	0	504,562	22,338	151,244	118,180	108,685	75,200	83,581	102,958	32,024	48,484	0	6,108,097
521	Rend Lake	2,432,780	120,000	2,849,703	28,630	70,334	131,062	102,223	68,200	103,826	136,147	26,349	38,843	0	2,504,328
537	Richland	1,773,280	120,000	0	14,323	80,416	94,789	102,737	79,400	46,817	137,206	24,221	31,139	0	4,924,019
511	Rock Valley	4,067,852	0	0	31,008	138,176	146,367	103,691	84,900	127,881	124,412	39,625	60,107	0	3,706,811
518	Sandburg	1,904,373	120,000	1,022,986	17,719	73,649	107,516	98,212	67,300	66,820	174,800	23,005	30,431	0	2,742,959
506	Sauk Valley	1,502,020	120,000	534,704	13,145	60,788	93,854	96,707	64,200	45,349	153,169	18,546	40,477	0	3,861,133
531	Shawnee	1,343,750	120,000	1,852,477	14,337	56,378	93,404	105,386	70,000	44,641	122,375	16,215	22,170	0	7,219,551
510	South Suburban	4,002,380	0	2,188,547	32,005	308,723	145,226	106,083	102,400	126,087	106,053	36,585	65,462	0	5,608,479
533	Southwestern	2,250,239	120,000	2,563,795	25,756	66,621	130,730	104,190	63,900	103,305	128,782	80,061	34,237	0	14,124,118
522	Southwestern	6,839,283	0	5,970,977	70,851	210,941	228,160	106,669	110,300	256,431	183,413	80,061	67,032	0	2,343,414
534	Spoon River	1,198,459	120,000	484,989	11,075	43,625	86,857	101,915	64,200	34,352	151,317	19,458	27,687	0	9,851,901
504	Triton	8,276,486	0	0	50,680	403,259	278,082	102,915	80,800	334,890	130,804	91,513	102,472	0	4,162,664
516	Waubesaee	3,277,490	0	0	21,287	245,053	125,242	100,389	68,400	94,600	115,358	53,002	61,763	0	4,162,664
539	Wood	1,269,912	120,000	653,463	11,995	58,040	94,265	109,331	67,200	45,995	164,233	17,735	23,815	0	2,635,984
STATE TOTALS ROUNDING/ UNDISTRIBUTED		179,922,327	1,800,000	67,796,116	1,421,424	12,711,802	6,027,500	4,053,302	3,668,800	5,489,000	5,678,808	2,000,002	2,580,600	700,000	293,849,771
		\$179,922,600	\$1,800,000	\$67,796,100	\$1,499,300	\$12,711,800	\$6,027,500	\$4,053,300	\$3,668,800	\$5,489,000	\$5,678,800	\$2,000,000	\$2,580,600	\$700,000	\$293,927,900

SOURCE OF DATA: ICCB Financial Records



Illinois Community College Board  
Table IV-6  
SUMMARY OF FISCAL YEAR 2001 ICCB GRANTS TO ILLINOIS PUBLIC COMMUNITY COLLEGES

Dist. No.	District	Base Operating Grants		Small College Grants	Equalization Grants		Performance Based Initiative		Special Population Grants	Workforce Development			Advanced Technology			Deferred Maint. Grants	Retirees Health Ins. Grants	Current Workforce Training Grants	Accelerated College Enrollment Grants	Illinois Community College Online Grants	Total Grants to Colleges
		Grants	Grants		Business/ Industry	Educ. to Careers	Welfare to Work	Instructional Equipment		Technology Support	Staff Tech. Skills Enhance.	Instructional Equipment	Technology Support	Staff Tech. Skills Enhance.							
503	Black Hawk	4,607,706	0	5,062,640	58,443	300,693	159,357	99,464	76,222	148,779	183,128	50,454	80,379	92,735	22,596	14,103	\$10,936,699			14,103	\$10,936,699
508	Chicago	34,084,851	0	16,770,460	312,448	6,586,498	559,833	116,221	996,179	780,235	282,938	443,437	622,520	489,108	80,866	14,103	\$62,874,697			14,103	\$62,874,697
507	DePaul	1,541,778	60,000	1,673,481	25,691	74,499	99,199	67,112	67,112	53,924	142,690	21,097	55,862	50,000	12,500	14,103	\$1,995,380			14,103	\$1,995,380
509	DuPage	13,543,826	0	0	112,218	422,378	343,975	109,521	68,391	439,878	163,933	141,211	201,692	435,306	82,537	14,103	\$16,078,969			14,103	\$16,078,969
502	Elgin	4,623,594	0	0	45,972	324,041	160,360	101,288	65,711	150,360	119,141	65,282	94,730	194,753	39,122	14,103	\$5,930,457			14,103	\$5,930,457
512	Harper	7,404,523	60,000	0	69,731	322,613	173,004	111,050	63,714	170,296	119,092	69,561	123,789	352,571	59,126	14,103	\$9,053,173			14,103	\$9,053,173
519	Highland	1,503,391	60,000	0	17,716	89,598	89,749	95,249	63,538	39,024	145,008	21,893	25,110	74,275	13,759	14,103	\$2,618,582			14,103	\$2,618,582
514	Illinois Central	6,408,142	0	0	18,824	99,450	87,316	99,524	61,664	35,187	162,045	19,903	48,266	50,000	12,500	14,103	\$7,085,307			14,103	\$7,085,307
529	Illinois Eastern	5,301,344	0	0	3,498,850	67,241	138,184	195,518	101,305	88,905	205,796	65,381	101,439	142,320	31,327	14,103	\$12,532,955			14,103	\$12,532,955
513	Illinois Valley	2,466,265	60,000	50,000	70,071	142,565	238,283	101,164	63,171	273,227	215,751	43,388	83,128	224,997	46,261	14,103	\$3,357,281			14,103	\$3,357,281
525	Joliet	5,936,695	0	0	48,984	79,440	121,270	103,690	62,347	88,725	149,714	23,784	47,487	224,997	46,261	14,103	\$7,361,710			14,103	\$7,361,710
520	Kankakee	2,473,266	60,000	0	2,965,758	29,409	119,662	102,557	71,947	86,189	126,836	26,172	47,392	52,510	12,500	14,103	\$2,928,704			14,103	\$2,928,704
523	Kewanee	1,863,926	60,000	0	21,089	92,519	94,349	96,562	61,086	46,592	112,162	48,364	41,653	50,000	12,500	14,103	\$2,034,584			14,103	\$2,034,584
532	Lake County	5,876,078	0	0	49,227	257,691	164,353	104,314	74,155	156,656	123,524	68,367	113,118	234,858	51,475	14,103	\$7,287,919			14,103	\$7,287,919
517	Lake Land	4,121,387	0	0	47,823	83,160	192,984	98,986	62,137	201,801	197,754	41,796	48,733	73,695	18,007	14,103	\$4,905,028			14,103	\$4,905,028
536	Lewis & Clark	3,007,254	0	0	40,537	123,954	128,166	100,731	73,542	99,598	172,811	36,422	67,199	73,568	18,655	14,103	\$6,138,238			14,103	\$6,138,238
526	Lincoln Land	4,502,271	0	50,000	43,498	124,675	158,725	100,889	73,664	147,783	205,538	43,886	68,184	129,734	28,288	14,103	\$5,691,238			14,103	\$5,691,238
530	Logan	3,709,750	0	6,009,108	65,283	112,849	146,592	107,005	76,082	128,651	130,317	38,811	57,710	50,000	12,500	14,103	\$10,938,761			14,103	\$10,938,761
528	McHenry	2,663,904	0	334,514	23,773	96,207	108,492	98,997	60,455	68,577	114,935	34,333	55,996	204,286	19,879	14,103	\$3,463,937			14,103	\$3,463,937
524	Moraine Valley	7,324,408	0	0	67,025	211,306	184,276	108,408	81,548	188,071	119,393	59,510	102,869	282,487	46,666	14,103	\$9,124,584			14,103	\$9,124,584
527	Morton	1,789,185	60,000	734,384	15,216	208,533	89,878	99,906	67,340	39,227	90,357	22,490	42,562	57,721	12,500	14,103	\$3,363,402			14,103	\$3,363,402
535	Oakton	5,529,074	0	0	43,978	380,088	162,804	106,232	74,838	154,213	118,078	57,221	98,235	224,964	37,197	14,103	\$7,001,025			14,103	\$7,001,025
505	Parkland	4,865,475	0	1,076,839	52,192	168,609	150,129	97,679	72,508	134,228	184,443	49,857	75,651	109,973	20,322	14,103	\$7,072,008			14,103	\$7,072,008
515	Prairie State	2,860,007	0	823,121	28,101	165,139	119,316	105,702	76,555	85,644	105,562	32,939	59,220	211,210	35,920	14,103	\$4,724,539			14,103	\$4,724,539
521	Rend Lake	2,381,881	60,000	3,009,459	41,056	71,398	130,295	103,529	64,712	102,955	139,593	25,874	47,532	50,000	12,500	14,103	\$6,254,887			14,103	\$6,254,887
537	Richland	1,800,028	60,000	0	17,146	83,369	99,248	101,805	75,311	54,002	141,846	32,740	38,479	136,309	23,775	14,103	\$2,598,343			14,103	\$2,598,343
511	Rock Valley	4,006,500	0	0	37,700	173,817	151,255	102,435	74,470	136,004	127,279	39,109	74,371	136,309	23,775	14,103	\$5,297,127			14,103	\$5,297,127
518	Sandburg	2,012,397	60,000	1,186,275	25,387	77,287	111,119	98,552	65,080	72,719	181,269	23,585	39,572	51,201	12,500	14,103	\$4,031,046			14,103	\$4,031,046
506	Sauk Valley	1,474,462	60,000	534,145	19,698	61,655	94,165	97,458	61,542	45,986	157,987	17,813	49,120	50,000	12,500	14,103	\$2,730,634			14,103	\$2,730,634
531	Shawnee	1,374,883	60,000	2,099,957	25,047	54,670	94,768	111,198	67,183	46,937	126,320	16,022	25,565	50,000	12,500	14,103	\$4,139,153			14,103	\$4,139,153
510	South Suburban	3,962,841	0	2,465,626	42,278	310,028	146,736	104,065	107,054	128,879	107,687	35,726	81,134	167,657	27,697	14,103	\$7,701,511			14,103	\$7,701,511
533	Southeastern	2,176,007	60,000	2,671,671	32,354	58,867	130,488	108,138	61,752	103,260	132,082	17,017	41,665	50,000	12,500	14,103	\$5,669,904			14,103	\$5,669,904
522	Southwestern	\$6,840,100	0	6,450,604	96,120	220,359	215,123	108,632	108,632	268,244	192,059	80,308	82,942	157,540	39,910	14,103	\$14,892,427			14,103	\$14,892,427
534	Spoon River	1,155,266	60,000	532,088	14,918	42,852	86,455	104,089	62,418	33,829	152,763	15,027	33,412	30,000	12,500	14,103	\$2,372,720			14,103	\$2,372,720
504	Triton	8,319,869	0	50,000	65,411	412,659	283,683	102,120	76,988	344,812	135,917	90,359	128,269	116,258	19,205	14,103	\$10,159,553			14,103	\$10,159,553
516	Waubesaee	3,236,107	0	0	29,750	264,277	122,459	99,745	65,168	90,599	117,697	47,966	76,465	100,615	23,775	14,103	\$4,298,726			14,103	\$4,298,726
539	Wood	1,390,156	60,000	917,408	18,008	62,893	98,934	84,362	65,641	53,506	170,196	17,813	28,483	30,000	12,500	14,103	\$3,064,003			14,103	\$3,064,003
STATE TOTALS ROUNDING/ UNDISTRIBUTED		182,820,728	900,000	73,657,001	5,872	13,000,002	6,149,997	4,000,002	3,699,999	5,700,003	5,849,992	2,030,001	3,249,996	4,999,984	999,999	55,017	310,295,602			55,017	310,295,602
		\$182,826,600	\$900,000	\$73,657,000	\$1,896,881	\$13,000,000	\$6,150,000	\$4,000,000	\$3,700,000	\$5,700,000	\$5,850,000	\$2,030,000	\$3,250,000	\$5,000,000	\$1,000,000	\$16	\$310,265,481			\$16	\$310,265,481

SOURCE OF DATA: ICCB Financial Records

Illinois Community College Board  
Table IV-7  
PER CAPITA COSTS, CHARGEBACK RATES, AND STUDENT TUITION AND  
FEE RATES AT ILLINOIS PUBLIC COMMUNITY COLLEGE DISTRICTS

Dist. No.	District	FY 2000 Per Capita Costs a)	FY 2001 Chargeback Rates a)	FY 2001 Student Tuition & Fee Rates b)
503	Black Hawk	296.40	93.94	55.00
508	Chicago	240.56	193.06	50.97
507	Danville	378.54	179.57	44.00
502	DuPage	244.92	127.56	48.00
509	Elgin	278.70	178.26	48.00
512	Harper	277.29	148.26	61.58
540	Heartland	276.11	163.53	43.00
519	Highland	292.65	138.92	44.35
514	Illinois Central	283.62	114.83	44.45
529	Illinois Eastern	207.45	77.61	40.00
513	Illinois Valley	260.90	121.64	55.00
525	Joliet	235.84	115.54	53.00
520	Kankakee	264.87	95.15	42.00
501	Kaskaskia	226.36	91.11	42.00
523	Kishwaukee	272.50	124.27	47.00
532	Lake County	347.00	222.00	54.00
517	Lake Land	222.50	51.09	52.00
536	Lewis & Clark	297.38	144.71	53.00
526	Lincoln Land	255.88	140.14	46.00
530	Logan	213.77	98.91	43.00
528	McHenry	269.50	177.02	47.47
524	Moraine Valley	259.22	141.03	49.00
527	Morton	243.73	106.98	48.00
535	Oakton	259.49	142.59	46.25
505	Parkland	276.48	144.29	53.00
515	Prairie State	328.04	175.84	60.00
521	Rend Lake	293.02	141.34	42.00
537	Richland	289.87	121.34	46.50
511	Rock Valley	283.46	142.43	47.00
518	Sandburg	368.44	180.80	62.00
506	Sauk Valley	298.22	134.78	46.00
531	Shawnee	240.00	76.07	40.00
510	South Suburban	330.39	182.18	54.00
533	Southeastern	242.60	103.52	39.00
522	Southwestern	209.47	75.60	44.50
534	Spoon River	294.04	122.33	54.00
504	Triton	216.60	94.22	44.50
516	Waubonsee	283.47	152.65	46.23
539	Wood	<u>256.03</u>	<u>108.80</u>	<u>55.00</u>
	AVERAGES	\$272.19	\$131.90	\$48.48

DNS - Data Not Submitted

SOURCES OF DATA: a) Certificate of Chargeback Reimbursement

b) ICCB Survey

Illinois Community College Board  
Table IV-8  
1999 OPERATING TAX EXTENSIONS\* FOR REAL ESTATE  
AND OTHER PROPERTY TAX AND 2000 CORPORATE PERSONAL  
PROPERTY REPLACEMENT TAX REVENUES

Dist. No.	District	1999 Operating Tax Extension a)	2000 Total CPPRT b)
503	Black Hawk	5,617,297	1,079,298
508	Chicago	68,140,215	10,739,713
507	Danville	3,421,331	454,151
502	DuPage	48,129,756	1,223,895
509	Elgin	18,390,541	444,462
512	Harper	30,455,413	756,016
540	Heartland	5,849,286	632,754
519	Highland	3,012,994	317,170
514	Illinois Central	12,163,773	2,319,895
529	Illinois Eastern	2,459,505	529,944
513	Illinois Valley	3,631,831	948,581
525	Joliet	16,934,706	1,551,539
520	Kankakee	3,045,642	387,490
501	Kaskaskia	2,086,922	391,690
523	Kishwaukee	4,475,047	206,984
532	Lake County	28,569,213	933,498
517	Lake Land	4,203,948	343,896
536	Lewis & Clark	5,098,438	782,223
526	Lincoln Land	13,365,078	867,156
530	Logan	3,476,156	495,966
528	McHenry	10,845,674	256,636
524	Moraine Valley	14,700,470	991,642
527	Morton	4,741,696	987,783
535	Oakton	25,925,701	809,179
505	Parkland	10,588,504	1,737,761
515	Prairie State	5,326,558	380,482
521	Rend Lake	1,321,904	338,810
537	Richland	4,721,259	343,058
511	Rock Valley	11,786,995	1,216,523
518	Sandburg	2,784,933	214,278
506	Sauk Valley	3,196,563	366,249
531	Shawnee	1,098,002	388,976
510	South Suburban	6,320,446	442,768
533	Southeastern	1,296,876	176,698
522	Southwestern	6,868,214	1,096,898
534	Spoon River	1,449,979	723,169
504	Triton	16,753,820	1,582,943
516	Waubonsee	11,786,297	728,655
539	Wood	<u>2,130,465</u>	<u>396,360</u>
TOTALS		\$426,171,448	\$38,585,191

\*1999 tax extensions are collectible in 2000

SOURCES OF DATA: a) ICCB Tax Survey

b) Department of Revenue

Illinois Community College Board  
Table IV-9  
1999 TAX LEVY RATES (PER \$100 OF EAV)

Dist. No.	District	Impacted by PTELL*	Education Fund	Oper. & Maint. Fund	Supp. Equity	Liability, Protect. & Settlement Fund	Audit Fund	Building Bonds	Working Cash Bonds	Protect., Health & Safety Bonds	Teacher's Orders/Other	Prot., Health, & Safety Tax Levy	PBC Oper. & Maint. Fund	PBC Rental Fund	Total
503	Black Hawk		12.00	7.00	4.41	6.38	0.13					4.15	4.29	10.31	34.07
508	Chicago	X	16.22	3.06		1.59	0.10					5.00			35.57
507	Danville		37.29	7.50		7.96	0.28	8.47							66.50
502	DuPage	X	16.82	2.86		0.48	0.02								20.18
509	Elgin	X	21.76	6.95		3.15	0.06						1.43	6.91	40.26
512	Harper	X	15.91	6.82		0.81	0.05	1.65			2.66	1.76			27.00
540	Heartland		17.50	5.00		2.66	0.14				2.40	5.00			27.96
519	Highland		17.50	7.50		3.87	0.22		3.24		6.04				39.73
514	Illinois Central		19.08	4.77		4.67	0.12				8.72			5.39	40.07
529	Illinois Eastern		17.50	7.50		4.41	0.21			14.15		4.48			43.77
513	Illinois Valley		12.98	4.00		7.62	0.15					0.86			37.95
525	Joliet	X	12.39	7.02		1.63	0.06								21.96
520	Kankakee		12.59	3.57	2.50	1.66	0.22					5.00			20.54
501	Kaskaskia		17.50	7.50		7.13	0.23	11.42	5.36	2.48					42.72
523	Kishwaukee		27.50	7.50		3.65	0.33		3.23						56.11
532	Lake County		13.00	6.00		0.70	0.10				1.10	0.40			21.30
517	Lake Land		15.50	2.50	5.41	5.17	0.12		4.32		4.35	5.00			42.37
536	Lewis & Clark		15.00	10.00		3.64	0.11		3.10	1.94	7.61				41.40
526	Lincoln Land		27.00	7.00		2.46	0.02				2.46				38.94
530	Logan		30.00	5.00		3.78	0.04	4.12							42.94
528	McHenry	X	22.00	3.00		1.73	0.07	7.20							34.00
524	Moraine Valley	X	16.96	4.61		1.96	0.14	2.52				1.45			27.64
527	Morton	X	28.16	9.39		9.61	0.42		4.72			2.47			54.77
535	Oakton	X	15.99	3.96		0.24	0.03								20.22
505	Parkland		26.00	10.00		5.47	0.12					5.00			46.59
515	Prairie State	X	19.28	2.82		4.02	0.16			0.22	6.55	4.61			37.44
521	Rend Lake	X	20.00	5.00		0.09	0.01					0.05			25.36
537	Richland		21.31	4.00		2.68	0.17					4.85			33.01
511	Rock Valley		23.00	4.00		4.24	0.10	5.03							36.37
518	Sandburg		17.00	5.00	1.41	7.73	0.30		0.09	1.11	8.62	4.25			45.51
506	Sauk Valley		24.50	3.00		3.06	0.26				6.14	5.00			41.96
531	Shawnee		19.13	4.61		7.23	0.47				7.71	5.00			36.44
510	South Suburban	X	15.91	7.50		14.14	0.15					1.11			46.52
533	Southeastern	X	28.00	10.00		12.38	0.50		1.10	9.51		4.08			60.40
522	Southwestern		13.20	2.80	3.06	3.08	0.03								27.35
534	Spoon River		20.00	5.00		9.17	0.06			11.37					45.60
504	Triton	X	22.23	6.29		2.46	0.11				1.11	0.53			31.62
516	Waubesauc	X	25.70	3.00		1.86	0.15					1.57		10.54	43.93
539	Wood		17.50	5.00	0.91	3.71	0.28		3.19			1.10			31.68

\*Property Tax Extension Limitation Law  
SOURCE OF DATA: ICCB 2000 Budget Information/Tax Revenue Survey



Illinois Community College Board  
Table IV-10  
FISCAL YEAR 2000 NET INSTRUCTIONAL UNIT COST BY FUNDED INSTRUCTIONAL CATEGORIES  
IN ILLINOIS PUBLIC COMMUNITY COLLEGES

Dist. No.	District	Baccalaureate	Business	Technical	Health	Remedial	ABE/ASE	Average
503	Black Hawk	\$198.69	\$203.33	\$216.15	\$317.21	\$178.70	\$153.88	\$197.13
508	Chicago	217.44	190.73	207.69	238.60	183.88	133.12	170.72
507	Danville	227.53	284.23	305.06	283.51	213.84	263.81	248.87
502	DuPage	172.00	204.34	198.18	305.36	160.06	136.51	178.61
509	Elgin	DNS	DNS	DNS	DNS	DNS	DNS	DNS
512	Harper	219.89	238.49	252.07	419.26	217.29	229.36	230.16
540	Heartland	203.45	248.37	269.56	314.74	157.66	167.35	207.32
519	Highland	199.31	259.70	297.43	228.33	141.90	178.38	202.83
514	Illinois Central	NA	NA	NA	NA	NA	NA	NA
529	Illinois Eastern	125.78	174.78	133.47	171.92	125.08	136.22	136.65
513	Illinois Valley	191.22	181.11	182.13	281.10	179.32	160.26	191.42
525	Joliet	187.81	191.31	296.33	345.38	159.74	161.78	202.67
520	Kankakee	178.40	223.45	260.25	274.43	163.14	133.94	182.36
501	Kaskaskia	148.48	161.99	186.88	250.22	129.02	242.62	167.72
523	Kishwaukee	168.91	208.82	288.30	302.04	170.51	247.13	199.22
532	Lake County	248.69	268.29	252.14	369.54	227.71	197.18	246.33
517	Lake Land	119.41	138.69	141.72	195.09	134.82	152.91	132.46
536	Lewis & Clark	158.67	161.14	208.28	326.76	155.22	163.24	174.19
526	Lincoln Land	207.27	196.58	194.48	337.44	206.34	222.97	213.32
530	Logan	167.04	217.18	231.33	253.15	182.50	145.27	186.49
528	McHenry	203.24	220.56	247.51	222.68	195.09	164.19	204.88
524	Moraine Valley	185.43	173.79	249.36	328.03	168.99	132.14	191.35
527	Morton	178.73	199.32	227.35	307.02	111.65	143.00	171.09
535	Oakton	194.83	211.68	205.92	327.98	170.97	122.45	188.36
505	Parkland	197.16	224.70	239.98	360.57	187.67	178.29	210.59
515	Prairie State	208.96	205.33	270.61	396.20	194.37	204.41	225.05
521	Rend Lake	120.00	194.39	210.92	236.82	89.12	147.76	154.20
537	Richland	218.80	270.20	282.80	230.25	226.47	523.82	244.02
511	Rock Valley	147.35	220.08	216.00	238.19	125.55	206.59	168.01
518	Sandburg	193.00	259.04	262.71	270.91	192.95	289.95	221.03
506	Sauk Valley	197.21	211.17	250.86	373.36	204.64	212.37	216.96
531	Shawnee	164.44	197.60	219.40	197.67	179.42	129.11	173.81
510	South Suburban	218.04	201.70	249.93	292.13	209.20	149.74	212.15
533	Southeastern	164.08	198.51	196.16	253.03	149.28	175.15	183.00
522	Southwestern	166.06	189.69	198.57	245.58	163.65	167.17	177.84
534	Spoon River	191.63	254.40	288.88	287.33	159.15	441.36	221.10
504	Triton	161.82	166.58	211.60	197.51	175.48	113.54	165.92
516	Waubensee	183.60	203.78	220.23	200.35	180.24	209.90	194.92
539	Wood	179.57	183.16	240.96	271.95	178.56	215.67	196.51
STATE AVERAGES		\$187.63	\$199.18	\$215.06	\$269.41	\$177.28	\$144.75	\$187.34

DNS = Data Not Submitted

NA = Not Available

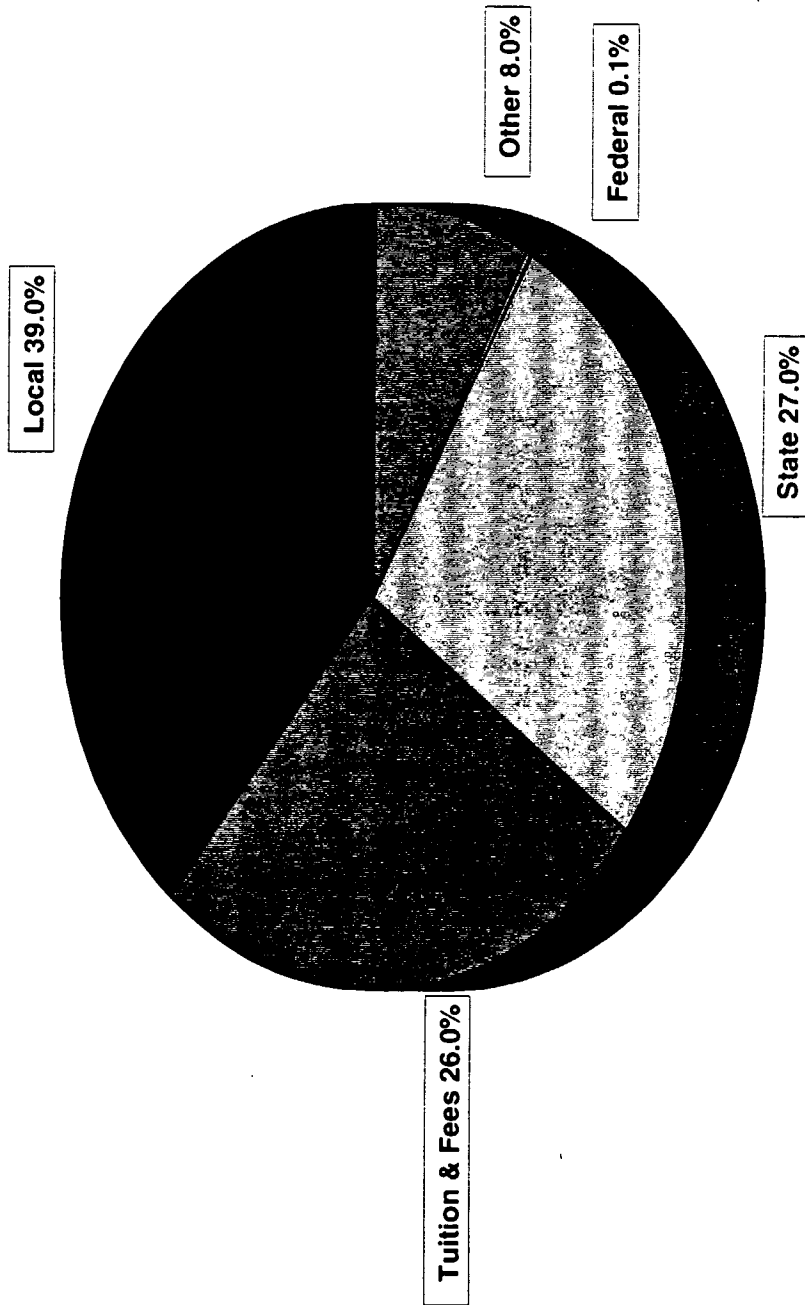
SOURCE OF DATA: ICCB Unit Cost Report

Illinois Community College Board  
Table IV-11  
FISCAL YEAR 2000 AUDITED OPERATING REVENUES\* BY SOURCE

Dist No.	District	Local Taxes & Chgbcks	Student Tuition	Student Fees	ICCB Grants	CPPRT**	SBE Adult Ed & Other State	SBE Voc Ed	Federal	Other	Total
503	Black Hawk	\$5,438,025	\$7,561,426	\$603,687	\$9,240,771	\$980,531	\$79,094	\$445,993	\$82,262	\$1,669,207	\$26,100,996
508	Chicago	87,629,973	43,039,430	0	46,730,275	0	581,147	1,413,420	218,235	42,303,228	221,915,708
507	Danville	3,341,129	2,741,195	628,835	3,311,805	469,879	0	91,436	6,582	261,841	10,852,702
502	DuPage	47,033,374	23,103,703	831,795	13,606,308	1,197,631	0	638,377	0	2,138,875	88,550,063
509	Elgin	18,954,578	6,588,962	0	4,442,984	106,238	2,269,269	0	0	1,056,879	33,418,910
512	Harper	30,722,018	14,015,359	2,260,432	7,380,491	748,905	0	500,939	171,220	1,565,620	57,364,984
540	Heartland	5,580,730	3,385,229	382,832	1,752,941	619,176	742,353	67,359	7,010	790,803	13,328,433
519	Highland	2,953,008	1,970,152	133,973	2,344,540	310,364	13,637	74,104	38,209	514,452	8,352,439
514	Illinois Central	9,401,869	8,496,558	632,291	9,514,260	2,270,436	2,073,087	297,201	0	2,725,218	35,410,920
529	Illinois Eastern	2,364,173	6,043,543	294,861	10,901,095	524,959	1,134,673	645,139	0	438,249	22,346,692
513	Illinois Valley	3,573,488	2,943,549	328,669	2,347,418	939,658	850,799	0	431	637,846	11,621,858
525	Joliet	17,751,771	9,076,332	1,275,247	5,879,700	0	567,090	229,632	79,434	868,934	35,728,140
520	Kankakee	2,709,040	2,879,745	233,138	5,007,177	383,845	1,155,549	188,087	31,614	737,760	13,925,955
501	Kaskaskia	2,078,270	2,502,212	425,023	4,328,664	383,284	935,155	0	11,076	431,449	11,084,057
523	Kishwaukee	4,558,134	2,780,659	273,888	2,245,660	202,543	163,080	81,449	0	1,462,656	51,141,576
532	Lake County	28,383,012	11,671,040	0	5,832,000	924,717	2,705,106	163,045	0	837,036	19,053,715
517	Lake Land	4,087,792	4,348,038	2,007,009	5,632,704	340,660	1,500,929	294,457	5,090	66,188	15,314,847
536	Lewis & Clark	4,991,941	3,885,871	614,270	4,819,895	774,865	0	161,817	0	607,770	25,091,012
526	Lincoln Land	12,757,031	5,308,196	790,807	4,659,677	848,549	31,494	75,641	11,847	607,770	25,091,012
530	Logan	3,385,822	5,231,064	354,176	9,861,135	485,323	37,273	217,692	0	868,683	20,441,168
528	McHenry	10,566,952	4,310,432	1,737,012	2,647,485	251,130	1,181,979	83,412	0	585,389	21,363,791
524	Moraine Valley	14,317,654	14,391,132	91,753	7,290,381	982,315	0	341,272	0	1,641,827	39,056,334
527	Morton	4,718,294	2,503,787	132,841	2,588,570	978,492	0	44,900	0	500,444	11,467,328
535	Oakton	25,393,534	7,213,587	1,498,009	4,855,310	0	890,509	143,242	172,455	1,606,351	34,284,888
505	Parkland	10,839,880	11,183,117	851,220	5,855,251	1,721,415	1,827,761	227,438	0	600,967	15,442,991
515	Prairie State	5,007,663	5,425,568	504,070	3,346,611	376,903	0	181,209	0	665,585	11,809,626
521	Rend Lake	1,322,288	2,837,965	524,822	5,231,174	331,540	0	146,730	0	665,585	11,809,626
537	Richland	4,588,312	2,471,559	235,969	1,907,603	337,850	0	61,815	0	477,586	10,080,694
511	Rock Valley	11,592,364	6,142,098	622,477	4,098,860	1,205,081	802,629	110,442	0	1,010,186	24,813,194
518	Sandburg	2,534,949	2,790,156	341,752	2,007,632	362,804	190,864	58,740	0	129,378	9,627,791
506	Sauk Valley	3,104,848	1,965,359	144,304	2,007,632	362,804	190,864	104,409	2,660	382,815	8,220,026
531	Shawnee	828,964	1,061,739	214,548	3,330,564	385,392	2,821,932	211,215	8,188	527,977	6,461,818
510	South Suburban	5,348,055	5,706,990	774,351	6,190,926	0	0	211,215	25,168	5,857,724	26,936,361
533	Southeastern	1,224,963	2,122,410	168,925	4,959,789	175,070	2,289,586	134,936	138,335	220,919	9,145,347
522	Southwestern	5,564,272	10,074,057	1,046,880	12,755,820	1,073,360	0	487,756	32,036	4,767,352	38,091,119
534	Spoon River	1,540,092	1,743,838	303,163	1,803,448	716,368	6,112	44,204	4,416	227,104	6,388,745
504	Triton	17,282,810	12,914,712	317,622	8,188,218	1,568,053	0	811,562	1,774	1,684,548	42,769,299
516	Waubensee	11,337,202	4,268,541	775,775	3,298,777	721,802	1,283,821	117,917	67,698	6,144,574	28,016,107
539	Wood	2,010,706	2,881,180	291,406	2,043,375	387,855	509,259	82,005	0	487,651	8,693,437
STATE TOTALS		\$436,818,980	\$269,580,490	\$22,647,869	\$245,548,099	\$24,296,673	\$27,393,709	\$9,121,120	\$1,115,740	\$90,333,911	\$1,126,856,591

\*Revenues received in the Education and Operations & Maintenance Funds  
\*\*Corporate Personal Property Replacement Tax Revenue  
DNS = Data Not Submitted  
SOURCE OF DATA: College Audits





**Figure 4. FY 2000 Audited Sources of Revenue**



Illinois Community College Board  
Table IV-12  
FISCAL YEAR 2000 AUDITED OPERATING EXPENDITURES\* BY FUNCTION

Dist. No.	District	Instruction	Acad Support	Student Services	Public Service	Organ Research	Auxiliary Services	Oper & Maintenance	Instit. Support	Scholar, Grants & Waivers	Total
503	Black Hawk	\$11,286,769	\$2,745,317	\$2,090,119	\$993,080	\$0	\$0	\$2,927,994	\$4,775,639	\$970,822	\$25,789,740
508	Chicago	78,721,517	10,300,178	12,504,499	601,798	0	0	31,094,884	56,002,043	2,194,057	191,418,976
507	Danville	3,646,129	760,794	920,744	425,378	0	0	1,763,709	2,267,243	873,037	10,657,034
502	DuPage	42,577,345	6,578,642	7,728,303	124,927	0	0	10,424,563	12,542,067	2,361,612	82,337,459
509	Elgin	12,460,472	2,569,394	3,057,796	249,627	0	0	4,174,521	6,721,756	72,513	29,306,079
512	Harper	24,022,944	2,732,691	5,334,577	188,447	0	0	6,514,067	13,873,901	0	52,666,627
540	Heartland	6,286,908	836,918	935,443	535,568	0	0	2,078,267	3,354,530	321,359	14,348,993
519	Highland	4,204,036	464,920	660,305	248,281	0	0	1,084,980	1,696,412	50,766	8,409,700
514	Illinois Central	15,929,120	1,644,563	1,792,005	53,265	0	0	5,157,767	8,269,217	0	32,845,937
529	Illinois Eastern	9,422,014	533,141	950,469	66,277	0	0	2,263,147	3,478,703	0	19,836,306
513	Illinois Valley	5,339,989	991,909	874,880	89,169	0	0	1,596,427	2,534,896	0	11,427,270
525	Joliet	20,510,537	1,481,588	2,567,118	43,689	0	0	4,672,726	5,789,641	0	35,065,299
520	Kankakee	5,216,117	1,085,617	893,494	287,817	0	0	1,423,756	5,659,961	394,132	14,960,894
501	Kaskaskia	4,688,027	385,873	866,730	266,492	0	57,295	1,191,542	2,310,117	409,756	9,909,340
523	Kishwaukee	6,117,271	486,648	802,318	2,096,286	0	521,216	1,564,638	1,355,659	0	10,593,026
532	Lake County	20,492,663	3,608,976	2,939,409	651,729	0	0	3,998,880	14,711,513	0	48,368,943
517	Lake Land	8,903,565	771,251	1,260,622	154,997	0	0	2,155,544	3,406,893	358,919	17,508,523
536	Lewis & Clark	6,808,652	1,505,884	1,194,261	138,300	0	0	2,720,675	2,394,549	124,886	14,903,904
526	Lincoln Land	10,264,844	1,873,342	1,621,055	1,129,231	0	234,827	3,079,085	4,948,116	84,451	24,558,020
530	Logan	8,841,993	1,856,293	1,933,316	719,339	0	0	2,398,964	3,069,909	745,369	19,565,183
528	McHenry	8,347,482	1,106,082	1,847,767	1,129,231	0	0	1,882,401	5,455,343	0	19,768,306
524	Moraine Valley	19,837,706	1,325,778	3,841,882	246,665	0	0	4,952,437	8,095,253	111,871	38,411,592
527	Morton	4,434,411	583,518	891,676	89,147	0	237,866	1,410,777	3,087,390	274,559	11,009,344
535	Oakton	21,505,766	3,065,479	4,480,864	629,175	0	0	4,223,272	4,592,939	0	38,497,495
505	Parkland	16,914,776	3,195,652	3,029,125	930,204	0	0	3,403,767	6,473,205	0	33,946,729
515	Prairie State	6,900,591	1,033,715	1,205,243	835,071	0	0	2,146,249	3,967,966	0	16,088,835
521	Rend Lake	4,854,721	564,129	879,442	167,670	0	0	1,317,030	2,280,022	1,122,067	11,185,081
537	Richland	5,756,521	623,446	904,974	256,053	0	0	1,014,335	1,847,965	76,421	10,479,715
511	Rock Valley	12,246,959	1,592,200	1,440,945	1,227,215	0	374,569	3,071,270	5,194,929	74,876	25,222,963
518	Sandburg	5,318,875	343,176	567,413	13,082	0	0	1,089,459	3,289,205	0	10,621,210
506	Sauk Valley	3,640,504	777,084	686,298	193,893	0	0	894,650	1,827,911	328,431	8,348,771
531	Shavnee	3,175,575	216,806	670,137	166,356	0	0	765,877	1,094,206	16,357	6,105,314
510	South Suburban	12,925,396	564,491	3,190,311	2,502,972	0	0	5,630,211	4,335,229	0	29,148,610
533	Southwestern	4,262,896	277,328	555,839	46,988	0	75,343	1,281,493	1,366,692	754,036	8,620,615
522	Southwestern	15,260,507	1,788,610	3,272,536	673,461	0	0	3,513,986	8,913,441	0	33,422,541
534	Spoon River	3,048,481	178,193	482,575	0	0	0	761,976	1,366,304	233,637	6,071,166
504	Triton	13,968,852	3,499,789	2,652,841	2,355,211	0	0	5,320,940	11,666,819	0	39,464,452
516	Waubesa	7,748,051	932,442	1,474,197	1,826,671	0	283,705	2,917,976	6,714,922	0	21,897,964
539	Wood	3,946,164	418,241	743,280	390,050	0	0	645,792	1,906,842	385,656	8,436,025
<b>TOTAL</b>		<b>\$479,835,146</b>	<b>\$67,614,098</b>	<b>\$83,744,808</b>	<b>\$21,613,581</b>	<b>\$0</b>	<b>\$1,784,821</b>	<b>\$138,530,034</b>	<b>\$242,639,348</b>	<b>\$15,462,145</b>	<b>\$1,051,223,981</b>

\*Expenditures made from the Education and Operations & Maintenance Funds  
DNS = Data Not Submitted  
SOURCE OF DATA: College Audits





Illinois Community College Board  
Table IV-13  
FISCAL YEAR 2000 AUDITED OPERATING EXPENDITURES\* BY OBJECT

Dist. No.	District/College	Salaries	Employee Benefits	Contract Services	General Materials	Travel	Fixed Charges	Utilities	Capital Outlay	Other	Total
503	Black Hawk	\$17,615,161	\$2,684,378	\$1,159,615	\$1,733,649	\$253,424	\$354,510	\$996,538	\$293,189	\$69,276	\$25,789,740
508	Chicago	127,877,485	13,457,402	14,769,932	8,208,684	1,415,395	2,838,415	8,041,041	6,740,179	8,070,443	191,418,976
507	Danville	6,005,284	790,715	726,310	823,245	194,869	112,593	768,730	340,825	894,463	10,657,034
502	DuPage	58,129,873	6,171,878	3,543,432	5,624,340	476,552	1,978,820	2,902,359	852,163	2,658,042	82,337,459
509	Elgin	20,559,744	2,389,765	1,157,494	2,461,187	360,364	261,438	1,180,153	856,880	79,054	29,306,079
512	Harper	35,809,393	4,797,215	3,301,588	3,690,510	491,293	385,421	1,889,500	1,651,171	650,536	52,666,627
540	Heartland	7,613,471	1,193,356	1,281,513	1,069,582	283,312	1,625,732	238,856	649,784	373,387	14,348,993
519	Highland	6,068,602	803,461	379,036	594,647	92,778	51,027	425,085	24,446	-29,382	8,409,700
514	Illinois Central	21,307,517	4,783,207	834,256	2,417,951	366,542	372,653	1,274,698	344,813	1,144,300	32,845,937
529	Illinois Eastern	11,464,797	1,975,212	653,965	932,818	203,283	171,302	832,029	395,924	3,206,976	19,836,306
513	Illinois Valley	7,257,106	1,769,489	225,251	668,650	208,865	425,371	683,451	121,149	67,938	11,427,270
525	Joliet	23,848,213	3,915,699	889,773	2,006,341	417,724	211,811	1,107,172	1,223,138	1,445,428	35,065,299
520	Kankakee	8,117,821	1,708,590	1,541,268	1,530,710	214,587	86,957	541,013	745,671	474,277	14,960,894
501	Kaskaskia	5,841,213	1,023,551	338,242	722,776	136,925	98,276	418,257	308,254	1,021,846	9,909,340
523	Kishwaukee	7,670,101	622,596	503,723	690,798	75,880	76,964	547,217	170,824	234,923	10,593,026
532	Lake County	30,591,340	6,053,314	4,091,510	2,907,134	455,387	583,845	1,610,851	1,70,824	234,923	48,368,943
517	Lake Land	10,098,157	2,378,296	673,662	1,787,187	266,197	392,308	571,066	932,422	409,228	17,508,523
536	Lewis & Clark	9,702,903	573,609	2,353,956	955,045	106,917	133,229	859,883	126,624	91,738	14,903,904
526	Lincoln Land	17,740,862	1,337,384	864,856	1,396,564	413,246	1,064,436	913,534	353,823	473,315	24,558,020
530	Logan	12,697,406	1,471,106	781,911	1,559,876	284,900	93,572	707,884	979,657	988,871	19,565,183
528	McHenry	13,002,214	3,021,860	1,110,808	1,308,427	303,006	55,018	671,098	169,581	126,294	19,768,306
524	Moraine Valley	24,990,354	4,033,376	2,566,838	3,073,142	415,738	191,148	1,171,843	1,390,163	276,990	38,411,592
527	Morton	6,982,826	1,354,587	660,041	754,931	76,653	40,611	551,945	341,341	246,409	11,009,344
535	Oakton	26,424,049	3,695,881	4,266,774	2,135,896	231,144	40,674	1,019,688	502,208	181,181	38,497,495
505	Parkland	22,446,609	4,170,467	993,191	2,714,034	436,655	531,303	1,153,953	843,582	656,935	33,946,729
515	Prairie State	10,834,895	1,015,925	1,091,245	1,304,317	184,778	29,997	800,362	31,234	796,082	16,088,835
521	Rend Lake	6,547,685	470,899	559,970	806,552	126,941	59,223	444,404	208,336	1,961,071	11,185,081
537	Richland	7,006,929	1,345,171	493,794	918,538	142,928	336,930	0	100,570	134,855	10,479,715
511	Rock Valley	16,098,903	2,710,126	1,693,676	1,944,020	381,390	219,986	1,037,060	926,147	211,655	25,222,963
518	Sandburg	5,835,135	1,397,127	993,466	741,092	184,308	113,284	444,652	605,052	307,094	10,621,210
506	Sauk Valley	5,674,068	755,593	207,722	657,462	144,860	90,965	249,144	279,114	289,843	8,348,771
531	Shawnee	4,380,496	193,100	405,939	602,723	98,704	53,445	263,353	90,751	16,803	6,105,314
510	South Suburban	15,145,515	3,968,294	2,589,685	2,439,859	200,591	328,976	1,109,982	3,039,760	325,948	29,148,610
533	Southeastern	5,415,078	364,789	589,502	631,390	139,403	50,437	431,490	212,366	786,160	8,620,615
522	Southwestern	21,473,786	1,147,340	1,382,016	2,006,253	261,650	461,824	1,213,993	4,427,219	1,048,460	33,422,541
534	Spoon River	3,797,534	404,310	256,246	519,245	141,067	48,479	368,836	121,591	6,071,166	6,071,166
504	Triton	26,054,108	5,236,273	2,046,564	2,809,773	262,270	153,339	1,004,766	1,385,719	511,640	39,464,452
516	Waubensee	13,037,874	1,172,681	1,579,935	3,079,282	310,105	77,692	1,092,412	1,259,482	288,501	21,897,964
539	Wood	\$4,981,090	\$1,034,267	\$416,811	\$636,554	\$176,645	\$319,610	\$255,428	\$154,494	\$461,126	\$8,436,025
STATE TOTALS		\$686,145,597	\$97,392,289	\$63,975,516	\$70,865,184	\$10,937,276	\$14,521,621	\$39,813,726	\$34,457,735	\$33,115,037	\$1,051,223,981

\*Expenditures made from the Education and Operations and Maintenance Funds.  
DNS = Data Not Submitted



Illinois Community College Board  
Table IV-14  
FISCAL YEAR 2000 TOTAL CURRENT FUND\* REVENUE BY SOURCE

Dist. No.	District	Local Tax Revenue	Other Local Revenue	ICCB Grants	Other State Revenue	Federal Revenue	Tuition and Fees	Other Misc. Revenue	Total
503	Black Hawk	\$8,087,998	\$47,611	\$10,452,191	\$6,061,803	\$4,704,419	\$8,398,463	\$8,761,698	\$46,514,183
508	Chicago	125,482,966	0	56,811,060	18,656,692	40,707,756	43,039,430	87,328,480	372,026,384
507	Danville	4,926,736	17,659	4,006,514	1,755,226	3,502,208	3,634,636	2,018,546	19,861,525
502	DuPage	48,155,724	303,651	15,267,633	10,867,877	3,338,710	32,267,253	10,223,147	120,423,997
509	Elgin	23,996,573	1,377,592	5,593,475	3,214,730	3,334,400	6,621,493	8,720,657	52,858,920
512	Harper	36,137,485	0	8,571,120	3,506,729	2,628,651	22,589,158	11,826,165	85,259,308
540	Heartland	7,042,117	21,815	2,305,097	1,569,252	1,333,965	3,768,061	1,264,044	17,304,351
519	Highland	4,676,373	1,529,933	2,986,356	1,381,536	1,586,380	2,104,125	2,466,835	16,731,538
514	Illinois Central	15,719,957	174,518	10,473,467	10,604,842	5,609,655	9,128,849	10,896,320	62,607,608
529	Illinois Eastern	4,167,380	0	12,041,940	3,330,195	4,513,294	6,624,348	2,835,832	33,512,989
513	Illinois Valley	8,035,563	50,461	3,229,313	2,589,402	2,940,496	3,885,306	4,680,201	25,410,742
525	Joliet	18,270,771	1,536,945	7,333,166	3,798,841	3,572,641	10,351,579	11,286,938	56,150,881
520	Kankakee	2,993,174	1,886	6,549,699	2,713,557	4,401,719	3,289,421	2,526,155	22,475,611
501	Kaskaskia	3,535,345	30,014	5,413,098	2,463,839	2,350,352	2,951,896	1,807,388	18,551,932
523	Kishwaukee	6,837,071	2,382	2,930,795	3,006,046	1,315,294	4,095,809	1,425,548	19,612,945
532	Lake County	32,403,432	411,702	6,778,353	8,041,404	2,123,479	11,932,820	12,116,307	73,807,497
517	Lake Land	7,362,426	139,150	7,229,856	10,905,191	3,224,243	6,561,230	2,335,733	37,757,829
536	Lewis & Clark	8,043,388	2,232,067	5,590,251	2,349,955	4,084,226	4,559,504	5,545,602	32,404,993
526	Lincoln Land	14,911,215	26,942	5,567,025	3,182,309	3,272,695	6,389,972	7,855,417	41,205,575
530	Logan	5,893,202	8,979	10,634,412	2,625,256	6,467,935	5,585,240	3,316,460	34,531,484
528	McHenry	13,684,713	0	3,325,557	1,977,546	375,877	6,830,062	3,117,858	29,311,613
524	Moraine Valley	17,884,215	7,718,221	8,789,528	6,540,093	4,044,099	14,482,885	8,555,468	68,014,509
527	Morton	6,802,631	547,039	3,340,785	1,984,046	1,133,071	2,640,742	2,023,040	18,471,354
535	Oakton	25,581,011	201,394	6,579,379	4,619,550	2,316,575	10,969,901	11,250,685	61,518,495
505	Parkland	13,411,290	510,354	6,808,452	6,462,957	7,818,655	12,287,221	6,222,502	53,521,431
515	Prairie State	8,448,392	13,374	4,190,484	1,446,251	2,787,482	6,198,847	10,131,535	33,216,365
521	Rend Lake	3,173,984	3,815	5,912,711	4,598,131	2,982,692	3,362,787	2,747,645	22,781,765
537	Richland	5,993,740	433,723	2,504,328	2,797,996	1,630,275	2,767,058	1,954,261	18,081,381
511	Rock Valley	17,350,602	25,879	5,256,874	3,521,156	3,369,423	6,837,225	17,144,113	53,505,272
518	Sandburg	5,016,194	364,179	3,510,538	2,010,903	2,622,955	3,278,337	1,920,909	18,564,015
506	Sauk Valley	4,813,777	0	2,593,222	1,372,787	1,955,668	2,343,837	2,660,321	15,739,612
531	Shawnee	1,260,369	2,753	4,008,339	722,053	2,585,246	1,276,324	2,557,873	12,412,957
510	South Suburban	10,353,280	0	6,770,962	4,079,689	5,518,311	6,958,901	10,104,401	43,785,544
533	Southeastern	1,604,628	106,279	5,724,528	2,088,672	2,449,564	2,291,335	1,311,130	15,576,136
522	Southwestern	8,801,329	18,429	14,143,766	5,817,562	7,591,096	11,120,937	9,889,828	57,382,947
534	Spoon River	2,590,206	185,027	2,449,839	1,262,116	1,664,236	2,230,920	1,594,126	11,976,470
504	Triton	17,978,149	997,320	9,651,301	7,333,784	3,628,661	14,564,700	6,956,618	61,110,539
516	Waubensee	17,482,992	56,161	4,231,038	8,454,562	2,134,638	5,044,316	11,514,320	48,918,027
539	Wood	3,905,942	3,021,219	2,644,839	1,397,685	2,368,130	3,299,853	1,510,736	18,148,404
STATE TOTALS		\$572,816,340	\$22,118,473	\$292,041,291	\$171,112,221	\$163,989,172	\$316,564,789	\$312,404,842	\$1,851,047,128

\* Revenues received in the Education, Operation and Maintenance (including PBC), Restricted Purposes, Auxiliary Services, Liability/Protection/Settlement and Audit Funds  
DNS = Data Not Submitted  
SOURCE OF DATA: College Audits



Illinois Community College Board  
Table IV-15  
FISCAL YEAR 2000 TOTAL CURRENT FUND\* EXPENDITURES BY FUNCTION

Dist. No.	Distriet	Instruction	Academic Support	Student Services	Public Service	Organized Research	Auxiliary Services	Operation & Maintenance	Institutional Support	Scholar., Grants & Waivers	Total
503	Black Hawk	\$13,247,390	\$4,785,882	\$2,786,133	\$4,043,730	\$0	\$2,938,720	\$3,198,293	\$7,738,234	\$5,970,908	\$44,709,290
508	Chicago	99,938,754	17,835,474	17,761,401	6,130,810	0	0	33,495,739	60,441,050	29,482,958	265,086,186
507	Danville	4,503,611	925,147	1,695,773	2,594,748	0	1,006,332	1,763,709	2,752,881	2,366,108	17,608,309
502	DuPage	48,111,398	7,161,562	8,986,214	6,308,278	0	6,230,985	10,790,038	17,383,255	5,783,845	110,755,575
509	Elgin	12,460,472	3,414,144	3,080,197	1,471,883	0	6,273,998	4,722,348	8,610,523	303,709	40,337,274
512	Harper	24,688,211	3,243,785	7,001,557	7,200,439	0	5,831,261	6,843,541	17,051,150	3,999,772	75,859,716
540	Heartland	6,799,119	854,773	1,153,864	660,991	0	0	2,511,346	3,711,966	1,398,337	17,090,396
519	Highland	5,473,109	484,195	1,369,099	936,266	0	922,725	1,364,902	2,668,696	925,259	14,144,251
514	Illinois Central	18,400,492	2,707,758	3,187,740	2,036,789	0	6,086,683	5,948,841	10,663,367	5,264,892	54,296,562
529	Illinois Eastern	10,803,604	566,554	3,193,387	521,012	0	2,792,972	2,290,078	4,118,589	5,815,089	30,101,285
513	Illinois Valley	6,281,809	1,308,362	2,203,283	3,028,645	0	3,915,941	1,780,982	2,638,324	1,001,250	22,158,596
525	Joliet	25,059,321	1,523,729	4,778,429	1,726,991	0	5,126,246	4,673,231	9,574,064	1,629,548	52,462,011
520	Kankakee	8,064,191	1,085,617	974,899	2,586,775	0	1,265,426	1,522,668	5,824,514	409,756	22,953,638
501	Kaskaskia	9,275,664	385,873	866,730	0	0	1,203,893	1,299,969	2,663,746	409,756	16,105,631
523	Kishwaukee	7,475,761	2,014,451	2,126,134	672,515	44,085	0	1,564,638	3,292,225	0	17,189,809
532	Lake County	20,492,663	3,608,976	3,061,531	6,893,718	0	6,056,321	3,998,880	20,477,058	4,555,585	69,144,732
517	Lake Land	13,537,303	1,092,292	1,370,927	1,592,835	0	1,345,501	2,708,838	4,446,937	4,434,521	30,529,174
536	Lewis & Clark	8,585,250	2,138,119	1,711,054	2,344,054	0	1,056,947	2,869,535	3,330,234	2,265,819	24,301,012
526	Lincoln Land	10,735,437	5,580,676	4,314,271	3,440,462	0	2,804,735	3,079,085	6,255,336	84,451	36,294,453
530	Logan	9,702,671	2,188,611	3,068,609	2,284,341	0	999,999	2,749,721	3,979,871	5,977,243	30,951,066
528	McHenry	8,456,037	1,292,830	2,402,461	2,015,277	252,681	2,552,878	2,084,844	6,438,962	0	25,495,970
524	Moraine Valley	24,195,317	1,609,760	5,889,611	4,999,819	0	3,571,372	5,286,026	13,050,294	1,748,700	60,350,899
527	Morton	5,662,828	592,390	2,084,779	399,437	0	1,291,025	2,010,853	3,644,896	274,559	15,960,767
535	Oakton	25,791,944	3,655,393	6,027,865	1,153,980	0	12,646,994	4,490,634	5,365,496	0	59,132,306
505	Parkland	17,729,187	5,206,102	3,772,305	2,059,723	0	4,870,906	4,215,025	7,125,833	6,473,726	51,452,807
515	Prairie State	8,194,181	1,255,965	3,580,448	1,644,826	0	1,37,993	2,572,283	5,669,338	0	23,055,034
521	Rend Lake	6,161,103	1,263,606	3,481,053	1,008,289	0	1,233,523	1,504,689	2,994,621	2,719,185	20,366,069
537	Richland	6,424,706	1,236,775	4,493,873	379,532	0	1,160,555	1,147,283	2,697,702	76,421	17,616,847
511	Rock Valley	12,836,100	1,598,359	1,452,455	6,228,028	0	577,473	3,071,270	7,523,792	2,586,421	35,873,898
518	Sandburg	6,610,306	517,977	3,113,494	910,577	0	658,815	1,095,153	5,419,448	0	18,325,770
506	Sauk Valley	4,295,183	948,896	989,906	324,004	0	2,187,704	895,597	2,108,897	2,616,432	14,366,619
531	Shawnee	4,083,803	216,806	1,667,579	1,129,225	0	1,136,146	765,877	1,350,251	1,415,581	11,765,268
510	South Suburban	13,141,042	670,544	8,410,186	3,516,852	773,583	3,147,373	5,630,211	8,012,416	0	43,302,207
533	Southeastern	6,139,772	525,295	1,512,842	540,808	0	1,088,869	1,331,649	1,711,864	2,551,626	15,402,725
522	Southwestern	17,411,160	2,000,091	4,180,489	4,780,453	0	0	4,111,550	14,152,073	4,518,598	51,184,414
534	Spooon River	4,225,109	183,289	533,070	625,750	0	75,922	1,863,537	1,920,803	1,106,569	10,534,049
504	Triton	15,852,131	3,904,330	3,385,024	3,828,850	4,632	4,753,037	5,320,940	13,352,791	5,403,827	55,805,562
516	Waubensee	9,136,424	6,572,035	3,765,326	1,908,730	0	2,919,931	2,917,976	7,464,946	0	34,685,368
539	Wood	4,375,584	616,074	1,702,037	971,611	0	891,580	647,959	2,462,781	1,840,111	13,507,737
STATE TOTALS		\$564,358,147	\$96,772,497	\$137,136,035	\$94,901,053	\$1,074,981	\$100,760,781	\$150,139,738	\$310,089,244	\$115,000,806	\$1,570,233,282

\*Expenditures made from the Education, Operation and Maintenance (including PBC), Restricted Purposes, Auxiliary Services, Liability/Protection/Settlement, and Audit Funds  
DNS = Data Not Submitted

SOURCE OF DATA: College Audits

Illinois Community College Board  
Table IV-16  
FISCAL YEAR 2000 ENERGY COSTS

Dist. No.	District	Total Utility Costs*	Total Utility Costs Per GSF **
503	Black Hawk	\$672,730	\$1.59
508	Chicago	6,090,525	\$1.34
507	Danville	600,269	\$1.21
502	DuPage	2,009,095	\$1.49
509	Elgin	1,023,327	\$1.40
512	Harper	1,526,303	\$1.72
540	Heartland	164,484	\$1.83
519	Highland	398,000	\$1.28
514	Illinois Central	1,032,370	\$1.33
529	Illinois Eastern	716,157	\$1.34
513	Illinois Valley	475,964	\$1.53
525	Joliet	902,726	\$1.31
520	Kankakee	426,125	\$1.62
501	Kaskaskia	314,389	\$2.21
523	Kishwaukee	501,700	\$1.52
532	Lake County	1,477,963	\$2.00
517	Lake Land	348,834	\$1.29
536	Lewis & Clark	638,361	\$1.29
526	Lincoln Land	600,283	\$1.46
530	Logan	434,734	\$0.98
528	McHenry	517,775	\$1.60
524	Moraine Valley	1,040,150	\$1.59
527	Morton	483,894	\$2.05
535	Oakton	889,172	\$1.43
505	Parkland	939,290	\$1.89
515	Prairie State	561,901	\$1.76
521	Rend Lake	342,722	\$1.31
537	Richland	214,097	\$1.06
511	Rock Valley	647,400	\$1.05
518	Sandburg	290,749	\$1.30
506	Sauk Valley	198,925	\$0.49
531	Shawnee	172,583	\$1.47
510	South Suburban	741,563	\$1.30
533	Southeastern	349,359	\$1.49
522	Southwestern	866,490	\$1.34
534	Spoon River	300,087	\$2.05
504	Triton	783,865	\$0.99
516	Waubonsee	860,289	\$1.54
539	Wood	<u>155,049</u>	<u>\$1.20</u>
		\$30,709,697	\$1.45

\* Excludes telephone charges

\*\*GSF - Gross Square Feet

SOURCE OF DATA: 2000 Tax Revenue and Budget Information Survey

## Section V

## FACILITIES DATA

This section on facilities presents two types of data; the first part gives data on physical facilities available on community college campuses and the second briefly describes how the facilities were financed.

Table V-1 summarizes the total acreage on each college campus by nine categories of land use.

Table V-2 summarizes the total net assignable square feet (NASF) and gross square feet (GSF) available on each community college campus as of August 2000.

Table V-3 lists the square footage of all on-campus facilities under construction or approved for construction as of August 2000.

Table V-4 presents the total NASF by room use classification. Tables V-5 through V-7 show the NASF by function of space on each campus for completed facilities. The NASF is shown for state-funded facilities, locally funded facilities, and temporary facilities.

Table V-8 shows the NASF by function of space in state-funded facilities under construction. Table V-9 shows this breakdown for locally funded permanent facilities approved or under construction.

Table V-10 presents a computed figure for space (room use category) per student (fall FTE).

Table V-11 depicts the number of protection, health, and safety projects approved and the budgeted amounts for these projects.

Table V-12 lists the project and funding for all capital projects completed since January 1990.

Tables V-13 through V-17 list projects currently under construction or approved as of May 2001. Table V-13 includes regular capital projects; Table V-14 identifies projects funded with protection, health, and safety monies; and Tables V-15 through V-17 present capital renewal grants for fiscal years 1999, 2000, and 2001, respectively.

Illinois Community College Board  
Table V-1  
SUMMARY OF ACRES BY USE FOR ILLINOIS PUBLIC COMMUNITY COLLEGES AS OF AUGUST 1, 2000

Dist. No.	District/College	Landscaped Grounds	P.E. & Athletic Fields	Buildings/ Structures	Experiment Plots	Other Instruc. Areas	Parking Lots	Roadways	Pond Retention & Drainage	Other	Total Assigned Area	Unassigned	Total Acres	Total Funded By State
503	Black Hawk	74.55	13.86	10.39	11.00	3.00	20.00	7.90	5.28	0.00	145.98	121.82	267.80	160.35
508	Chicago	14.69	2.65	6.44	0.00	0.00	20.38	3.13	0.00	0.00	47.29	0.00	47.29	0.00
	Kennedy	3.14	1.28	7.76	0.00	0.00	10.05	0.59	0.00	0.00	22.82	0.00	22.82	18.20
	Malcolm	4.93	0.00	5.25	0.00	0.00	8.81	0.00	0.00	0.46	19.45	0.75	20.20	19.13
	Olive	50.47	0.10	3.55	0.00	0.00	7.68	0.50	0.00	4.87	67.17	0.00	67.17	0.00
	Truman	2.29	1.24	4.06	0.00	0.67	4.13	0.20	0.00	0.00	12.59	0.00	12.59	4.95
	Washington	0.00	0.00	0.66	0.00	0.00	0.00	0.00	0.00	0.00	0.66	0.00	0.66	0.00
	Wright	6.30	0.91	12.43	0.00	0.00	10.63	0.00	0.00	0.00	30.27	0.00	30.27	20.75
507	Danville	29.00	0.00	8.00	17.00	0.00	12.00	5.00	0.00	0.00	72.00	0.00	72.00	42.00
502	DuPage	81.32	24.43	26.02	42.00	0.27	81.00	7.88	12.25	0.00	274.67	9.25	283.92	0.00
509	Elgin	71.60	0.00	16.40	0.00	1.50	29.40	6.00	9.50	0.00	134.40	13.00	147.40	119.00
512	Harper	54.50	21.00	35.00	0.00	7.00	37.50	18.00	10.00	17.00	200.00	0.00	200.00	92.00
540	Heartland	0.00	0.00	0.00	0.00	0.00	0.00	0.00	0.00	0.00	160.00	0.00	160.00	0.00
519	Highland	22.70	30.00	7.25	0.00	0.00	20.00	10.00	10.05	0.00	100.00	0.00	100.00	47.95
514	Illinois Central	112.79	6.10	8.68	3.80	0.00	26.04	12.80	3.80	259.52	433.53	0.00	433.53	33.09
529	Illinois Eastern	30.70	0.00	0.60	0.00	0.00	2.00	0.30	0.00	21.00	54.60	0.00	54.60	0.00
	Frontier	12.00	5.00	3.50	0.00	0.00	6.50	5.00	2.00	5.00	39.00	86.00	125.00	0.00
	Lincoln Trail	81.00	17.00	8.00	0.50	0.00	5.20	1.10	1.00	0.00	113.80	14.20	128.00	0.00
	Ohney Central	4.80	2.00	9.40	0.00	0.00	4.00	1.00	2.00	0.00	23.20	16.80	40.00	0.00
	Wabash	36.00	26.00	7.00	0.00	0.00	18.00	2.00	3.00	0.00	92.00	323.40	415.40	56.00
513	Illinois Valley	101.79	18.25	18.10	0.00	160.33	26.46	8.60	22.00	0.00	355.53	87.00	395.00	80.00
525	Joliet	41.59	23.40	9.00	18.00	0.00	13.41	5.50	1.30	64.30	176.50	1.00	177.50	128.70
520	Kankakee	145.00	15.00	16.00	4.00	4.00	10.50	3.28	0.00	0.00	197.78	0.00	197.78	0.00
501	Kaskaskia	33.30	7.00	26.80	22.30	0.00	11.00	2.00	6.00	0.00	108.40	11.60	120.00	63.50
523	Kishwaukee	79.36	8.28	8.97	1.50	12.00	31.08	4.26	10.84	0.00	156.29	93.76	250.05	51.52
532	Lake County	82.01	3.52	6.73	21.00	169.80	11.69	7.02	5.80	0.00	307.67	0.00	307.67	20.76
517	Lake Land	76.00	9.00	15.00	0.00	0.00	8.00	4.00	2.00	0.00	114.00	104.00	218.00	0.00
536	Lewis & Clark	59.50	35.00	9.00	31.50	0.00	23.20	4.00	7.00	0.00	181.58	57.00	182.15	118.40
526	Lincoln Land	12.80	19.80	8.00	0.00	0.00	17.80	4.50	3.10	0.00	66.00	103.30	169.30	57.50
530	Logan	41.00	15.00	12.00	40.00	0.00	20.00	8.00	3.00	0.00	139.00	155.00	294.00	0.00
524	Moraine Valley	0.52	0.00	2.67	0.00	0.00	7.28	2.10	4.36	1.67	24.60	0.00	24.60	15.56
527	Morton	31.00	29.25	7.00	1.75	62.50	29.00	7.50	25.00	0.00	193.00	0.00	193.00	147.00
535	Oakton	93.00	65.00	8.00	25.00	0.00	26.00	7.00	6.00	0.00	230.00	39.00	230.00	179.00
505	ParKland	46.00	7.00	4.00	0.00	0.00	18.00	4.00	3.00	0.00	82.00	0.00	82.00	26.00
515	Prairie State	36.20	6.00	3.75	0.00	0.00	5.50	4.00	2.00	0.00	295.00	0.00	295.00	0.00
521	Rend Lake	111.30	22.00	4.06	0.17	0.00	11.00	3.57	3.00	59.00	214.10	14.70	228.80	78.00
537	Richland	38.74	10.00	6.12	3.75	0.00	7.02	4.76	0.75	25.35	100.49	7.51	108.00	0.00
511	Rock Valley	95.46	12.62	7.85	11.70	0.00	12.53	4.21	0.13	0.00	144.50	0.00	144.50	81.50
518	Sandburg	22.00	4.10	3.40	2.00	2.00	7.00	6.30	4.20	0.00	106.70	10.50	117.20	35.10
506	Sauk Valley	54.40	8.10	8.10	0.00	0.00	25.62	6.30	9.00	0.00	63.79	105.45	169.24	50.00
531	Shawnee	11.70	24.00	5.29	0.00	0.00	11.20	2.60	2.64	91.82	190.86	52.12	242.98	151.00
510	South Suburban	38.35	10.60	9.05	5.00	1.09	69.69	15.62	10.00	0.00	65.00	99.00	164.00	28.00
533	Southeastern	25.00	0.00	4.00	15.00	2.00	6.00	3.00	1.00	3.75	102.77	0.00	102.77	55.00
522	Southwestern	28.38	12.57	10.51	0.00	0.00	37.36	4.00	6.50	0.00	125.80	109.10	234.90	26.20
534	Spoon River	65.50	8.80	7.00	0.00	16.00	18.00	4.00	4.25	0.25	163.82	163.82	206.32	36.90
504	Triton	6.50	15.25	7.25	0.00	0.00	6.00	3.00	211.25	679.69	6,176.29	1,853.63	7,925.96	2,342.96
516	Waubesa	2.130.18	559.11	423.04	495.47	516.81	815.56	212.92	211.25	679.69	6,176.29	1,853.63	7,925.96	2,342.96
539	Wood	2.130.18	559.11	423.04	495.47	516.81	815.56	212.92	211.25	679.69	6,176.29	1,853.63	7,925.96	2,342.96
TOTALS		2,130.18	559.11	423.04	495.47	516.81	815.56	212.92	211.25	679.69	6,176.29	1,853.63	7,925.96	2,342.96

SOURCE OF DATA: RAMP/CC Table C1.3 (FY 2002)



Illinois Community College Board  
Table V-2  
SUMMARY OF TOTAL SQUARE FOOTAGE AVAILABLE ON ILLINOIS PUBLIC COMMUNITY COLLEGE CAMPUSES AS OF AUGUST 1, 2000

Dist. No.	District/College	State-Appropriated Permanent		Locally Funded Permanent		Total Permanent		Temporary		Totals		% All Bids
		NASF	GSF	NASF	GSF	NASF	GSF	NASF	GSF	NASF	GSF	
503	Black Hawk	366,011	491,954	12,671	13,050	378,682	505,004	21,082	27,354	399,764	532,358	75%
508	Chicago	0	0	346,180	572,686	346,180	572,686	68,123	88,480	414,303	661,166	63%
	Daley	435,641	673,846	107,927	148,655	543,568	822,501	0	0	543,568	822,501	66%
	Kennedy	342,746	541,575	29,811	37,168	372,557	578,743	0	0	372,557	578,743	64%
	Malcolm	0	0	265,205	413,160	265,205	413,160	94,507	111,880	359,712	525,040	69%
	Olive-Harvey	291,838	437,500	77,497	116,200	369,335	553,700	0	0	369,335	553,700	67%
	Truman	0	0	223,216	345,300	223,216	345,300	0	0	223,216	345,300	65%
	Washington	159,942	241,745	362,002	587,940	521,944	829,685	0	0	521,944	829,685	63%
507	Danville	205,531	295,138	13,461	19,980	218,992	315,118	100,353	180,770	319,345	495,888	64%
502	DuPage	489,692	803,530	375,801	557,262	865,493	1,360,792	0	0	865,493	1,360,792	64%
509	Elgin	201,262	331,139	201,971	347,869	403,233	679,008	0	0	403,233	679,008	59%
512	Harper	374,267	603,631	177,184	285,769	551,451	889,400	2,992	3,648	554,443	893,048	62%
540	Heartland	66,406	94,204	0	0	66,406	94,204	0	0	66,406	94,204	70%
519	Highland	131,989	195,640	90,987	114,417	222,976	310,057	0	0	222,976	310,057	72%
514	Illinois Central	324,900	469,286	229,525	305,617	554,425	774,903	0	0	554,425	774,903	72%
529	Illinois Eastern	0	0	19,949	26,694	19,949	26,694	0	0	19,949	26,694	75%
	Frontier	72,863	90,467	26,197	33,971	99,060	124,438	22,487	27,800	121,547	152,238	80%
	Lincoln Trail	75,263	114,589	21,550	26,133	96,813	140,722	31,211	36,336	128,024	177,058	72%
	Olny	84,397	110,115	45,894	56,602	130,291	166,717	0	0	130,291	166,717	78%
513	Wabash Valley	183,495	264,652	34,753	45,642	218,248	310,294	0	0	218,248	310,294	70%
525	Illinois Valley	299,765	462,317	84,127	109,615	383,892	571,932	46,606	51,730	430,498	623,662	69%
520	Joliet	160,178	202,578	29,844	37,744	190,022	240,322	16,369	23,160	206,391	263,482	78%
501	Kankakee	35,298	51,949	108,600	158,888	143,898	210,837	15,682	17,993	159,580	228,830	70%
523	Kaskaskia	123,315	184,721	109,776	146,204	233,091	330,925	0	0	233,091	330,925	70%
532	Kishwaukee	239,448	375,208	149,397	245,786	388,845	620,994	100,510	117,294	489,355	738,288	66%
532	Lake County	200,058	268,138	28,482	45,121	228,540	313,259	0	0	228,540	313,259	73%
517	Lake Land	193,180	278,113	104,793	131,880	301,031	409,993	0	0	301,031	409,993	73%
536	Lewis & Clark	196,238	278,113	104,793	131,880	301,031	409,993	0	0	301,031	409,993	73%
526	Lincoln Land	221,328	338,024	71,840	96,999	293,168	435,023	0	0	293,168	435,023	67%
530	Logan	116,933	159,828	105,506	164,284	222,439	324,112	0	0	222,439	324,112	69%
528	McHenry	392,868	571,990	61,526	82,413	454,394	654,403	0	0	454,394	654,403	69%
524	Moraine Valley	144,616	230,842	4,676	4,876	149,292	235,718	0	0	149,292	235,718	63%
527	Morton	192,010	303,107	201,135	318,641	393,145	621,748	0	0	393,145	621,748	63%
535	Oakton	145,308	219,768	155,631	228,248	300,939	448,016	0	0	300,939	448,016	67%
505	Parkland	145,308	219,768	155,631	228,248	300,939	448,016	0	0	300,939	448,016	67%
515	Prairie State	204,844	333,697	22,969	26,938	227,813	360,635	17,893	23,040	245,706	383,675	64%
521	Rend Lake	129,914	185,506	65,396	78,967	195,310	264,473	0	0	195,310	264,473	74%
537	Richland	121,092	163,342	26,656	44,607	147,748	207,949	0	0	147,748	207,949	71%
511	Rock Valley	308,615	308,615	234,955	243,127	543,570	551,742	56,019	56,019	599,589	607,761	99%
518	Sandburg	100,114	137,790	45,489	56,494	145,603	194,284	23,661	29,181	169,264	223,465	76%
506	Sauk Valley	178,992	353,290	41,031	51,040	220,023	404,330	2,772	2,880	220,023	404,330	54%
510	Shawnee	292,864	472,555	78,705	103,732	371,569	576,287	0	0	371,569	576,287	75%
510	South Suburban	111,590	170,207	61,150	80,639	172,740	250,846	0	0	172,740	250,846	64%
533	Southeastern	344,324	546,266	92,969	101,566	437,293	647,832	16,650	17,820	453,943	665,652	69%
522	Southwestern	104,035	157,371	31,078	51,491	135,113	208,862	0	0	135,113	208,862	68%
534	Spoon River	482,549	713,767	96,180	119,618	578,729	833,385	0	0	578,729	833,385	65%
504	Triton	142,721	162,700	341,706	394,974	484,427	557,674	0	0	484,427	557,674	69%
516	Waubesa	82,896	113,723	4,725	5,608	87,621	119,331	6,948	9,468	94,569	128,799	87%
539	Wood	9,120,644	13,595,418	5,164,771	7,415,662	14,285,415	21,011,080	643,865	824,853	14,929,280	21,835,931	73%
	TOTALS	9,120,644	13,595,418	5,164,771	7,415,662	14,285,415	21,011,080	643,865	824,853	14,929,280	21,835,931	

NASF = Net Assignable Square Feet  
GSF = Gross Square Feet  
\*Building efficiency equals net assignable square feet divided by gross square feet.  
SOURCE OF DATA: RAMP/CC Table C1.0 (FY 2002)

Illinois Community College Board  
Table V-3  
SQUARE FOOTAGE OF ON-CAMPUS FACILITIES UNDER CONSTRUCTION  
OR APPROVED FOR CONSTRUCTION AS OF AUGUST 1, 2000

Dist. No.	District/College	State Approp.		Local Funded		Total		% Eff.
		NASF	GSF	NASF	GSF	NASF	GSF	
503	Black Hawk	0	0	0	0	0	0	
508	Chicago							
	Daley	0	0	0	0	0	0	
	Kennedy-King	0	0	0	0	0	0	
	Malcolm X	0	0	0	0	0	0	
	Olive-Harvey	0	0	0	0	0	0	
	Truman	0	0	0	0	0	0	
	Washington	0	0	0	0	0	0	
	Wright	0	0	0	0	0	0	
507	Danville	0	0	0	0	0	0	
502	DuPage	0	0	0	0	0	0	
509	Elgin	0	0	35,024	53,520	35,024	53,520	65.4%
512	Harper	31,240	49,151	25,560	39,993	56,800	89,144	63.7%
540	Heartland	86,913	128,387	0	0	86,913	128,387	67.7%
519	Highland	0	0	0	0	0	0	
514	Illinois Central	0	0	0	0	0	0	
529	Illinois Eastern							
	Frontier	0	0	0	0	0	0	
	Lincoln Trail	0	0	0	0	0	0	
	Olney	0	0	0	0	0	0	
	Wabash	0	0	0	0	0	0	
513	Illinois Valley	0	0	0	0	0	0	
525	Joliet	0	0	0	0	0	0	
520	Kankakee	0	0	0	0	0	0	
501	Kaskaskia	2,300	3,066	0	0	2,300	3,066	75.0%
523	Kishwaukee	0	0	0	0	0	0	
532	Lake County	0	0	0	0	0	0	
517	Lake Land	0	0	0	0	0	0	
536	Lewis & Clark	37,264	58,152	0	0	37,264	58,152	64.1%
526	Lincoln Land	0	0	0	0	0	0	
530	Logan	0	0	0	0	0	0	
528	McHenry	43,420	63,000	0	0	43,420	63,000	68.9%
524	Moraine Valley	0	0	0	0	0	0	
527	Morton	0	0	0	0	0	0	
535	Oakton	0	0	0	0	0	0	
505	Parkland	10,556	75,000	3,519	25,000	14,075	100,000	14.1%
515	Prairie State	0	0	0	0	0	0	
521	Rend Lake	14,675	0	0	0	14,675	0	
537	Richland	0	0	0	0	0	0	
511	Rock Valley	0	0	0	0	0	0	
518	Sandburg	0	0	0	0	0	0	
506	Sauk Valley	0	0	0	0	0	0	
531	Shawnee	16,350	23,850	5,450	7,950	21,800	31,800	68.6%
510	South Suburban	0	0	0	0	0	0	
533	Southeastern	0	0	0	0	0	0	
522	Southwestern	0	0	0	0	0	0	
534	Spoon River	0	0	0	0	0	0	
504	Triton	0	0	0	0	0	0	
516	Waubonsee	0	0	0	0	0	0	
539	Wood	78,000	115,402	0	0	78,000	115,402	67.6%
	TOTALS	320,718	516,008	69,553	126,463	390,271	642,471	

NASF= Net Assignable Square Feet

GSF= Gross Square Feet

SOURCE OF DATA: RAMP/CC Table C1.1 (FY 2002)



Illinois Community College Board  
Table V-4

TOTAL NET ASSIGNABLE SQUARE FOOTAGE BY ROOM USE CLASSIFICATION

Dist. No.	District/College	Classrooms	Laboratory	Office	Study	Athletic/ PE	Special Use	Theater/ Aud.	General Use	Support	Health Care	Unclass.	NASF	GSF
503	Black Hawk	69,728	83,616	63,151	29,132	56,200	33,386	2,235	38,126	24,190	0	0	399,764	532,358
508	Chicago	86,277	98,871	80,649	25,215	19,655	19,505	150	45,382	22,239	0	16,360	414,303	661,166
	Daley	85,031	191,750	94,737	19,932	38,591	45,292	7,232	42,442	18,375	186	0	543,568	822,501
	Kennedy-King	103,738	51,780	89,088	29,919	19,355	19,176	0	29,706	19,942	1,630	8,223	372,557	578,743
	Malcolm X	88,324	69,930	65,905	25,195	8,200	4,200	4,200	29,213	46,279	1,900	0	359,712	525,040
	Olive-Harvey	110,937	66,843	87,290	29,175	9,642	6,737	8,132	37,996	12,558	0	0	369,310	553,700
	Truman	64,349	42,050	63,433	17,367	0	4,135	0	20,472	11,410	0	0	223,216	345,300
	Washington	104,320	105,357	83,026	35,433	35,414	32,015	21,405	35,342	32,243	0	37,389	521,944	829,685
507	Danville	42,711	74,538	44,477	15,251	19,348	4,388	3,418	19,429	24,825	0	70,760	319,345	495,888
502	DuPage	140,627	193,414	147,658	79,689	65,173	45,895	15,777	123,162	51,036	1,261	1,801	865,493	1,360,792
509	Elgin	74,510	120,398	74,612	23,470	16,189	9,152	18,807	53,533	12,562	0	0	403,233	679,008
512	Harper	101,956	141,423	111,811	37,048	63,668	16,342	4,122	44,760	32,484	829	0	554,443	893,948
540	Heartland	10,833	28,372	10,272	0	0	2,045	0	3,680	11,204	0	0	66,406	94,204
519	Highland	20,602	53,100	37,785	9,848	42,273	19,364	4,969	23,705	11,330	0	0	222,976	310,057
514	Illinois Central	63,063	175,592	85,458	33,844	15,290	19,683	7,143	103,295	48,568	1,261	1,228	554,425	774,903
529	Illinois Eastern	3,899	4,538	6,506	1,248	0	0	0	870	2,888	0	0	19,949	26,694
	Frontier	15,835	29,498	10,758	6,220	20,654	6,403	6,702	12,559	12,918	0	0	121,547	152,238
	Lincoln Trail	16,657	44,011	15,411	12,540	10,678	4,838	5,016	14,371	4,502	0	0	128,024	177,058
	Olney	16,250	39,195	11,436	6,070	22,472	5,900	7,898	12,841	8,229	0	0	130,291	166,717
	Wabash	29,399	63,876	26,374	14,428	17,956	4,574	9,006	24,957	27,698	0	0	218,248	310,294
513	Illinois Valley	76,025	152,350	51,378	37,967	21,118	17,480	4,748	37,909	24,514	480	6,529	430,498	623,662
520	Kankakee	40,971	45,702	33,609	14,104	19,320	7,678	0	24,341	15,420	0	5,246	206,391	263,482
501	Kaskaskia	23,436	49,620	21,980	13,432	16,716	4,036	9,213	14,488	5,999	0	660	159,580	228,830
523	Kishwaukee	30,430	74,695	32,962	13,058	14,888	13,158	0	31,825	22,075	0	0	233,091	330,925
532	Lake County	97,058	108,483	79,177	35,806	27,129	23,115	21,570	44,051	49,833	708	2,425	489,355	738,288
517	Lake Land	39,577	80,636	35,039	30,033	23,764	2,441	4,580	10,529	17,411	200	0	228,540	313,259
536	Lewis & Clark	46,566	75,684	67,261	12,715	24,170	4,395	17,102	20,608	33,443	220	5,926	308,090	496,245
526	Lincoln Land	51,122	58,650	39,360	32,529	22,857	8,456	7,000	61,038	20,019	0	0	301,031	409,993
530	Logan	50,445	94,039	49,693	14,987	11,515	12,354	7,471	36,658	16,006	0	0	293,168	435,023
528	McHenry	27,657	61,948	42,208	29,329	14,231	8,845	4,554	23,594	10,073	0	0	222,439	324,112
527	Moraine Valley	71,894	143,482	80,767	32,754	29,764	8,521	19,051	46,895	21,266	0	0	454,394	654,403
535	Oakton	22,600	43,158	22,761	13,258	14,640	2,901	6,533	14,888	8,553	0	0	149,292	235,718
505	Parkland	68,851	90,079	81,196	26,906	13,026	9,438	4,689	49,322	21,982	656	27,000	393,145	621,748
515	Prairie State	47,476	69,426	46,111	7,093	8,943	12,917	2,346	33,753	17,641	0	0	245,706	383,675
501	Rend Lake	21,958	66,800	22,751	11,400	16,790	9,855	3,652	23,102	17,662	1,340	0	195,310	264,473
537	Richland	22,635	39,752	23,336	13,843	2,683	9,918	4,686	15,072	15,823	0	0	147,748	264,749
511	Rock Valley	65,124	98,194	58,789	47,251	44,019	6,827	18,598	42,372	41,549	0	176,866	599,589	607,761
518	Sandburg	28,126	67,836	23,294	11,752	9,420	3,923	2,868	14,365	10,860	0	0	169,264	223,465
506	Sauk Valley	24,295	64,190	27,020	12,920	14,225	6,715	0	18,767	10,860	0	41,031	220,023	404,330
531	Shawnee	19,346	17,130	10,906	9,487	7,200	6,295	0	9,641	1,813	0	0	81,818	109,677
510	South Suburban	98,645	74,112	59,553	35,642	19,604	6,647	6,754	223	26,737	0	43,652	371,569	576,287
533	Southwestern	21,201	37,349	24,868	10,779	20,070	10,683	19,364	17,626	10,640	0	160	172,740	250,846
522	Southwestern	97,623	126,729	84,720	26,000	27,163	16,818	5,525	41,920	26,927	0	450	453,875	665,652
534	Spoon River	19,923	53,816	18,445	13,584	0	768	3,118	14,871	10,588	0	0	135,113	208,862
504	Triton	99,803	214,028	80,027	26,914	29,068	14,013	10,661	58,994	27,006	1,513	16,702	578,729	833,385
516	Waubensee	78,065	98,525	57,822	21,858	22,412	8,403	6,659	41,603	47,705	0	101,375	484,427	557,674
539	Wood	23,715	17,641	24,207	3,129	798	11,874	0	4,952	1,066	0	7,187	94,569	128,799
	TOTALS	2,607,355	3,878,395	2,458,360	1,040,086	992,650	564,686	364,428	1,479,478	953,687	12,556	577,506	14,929,187	21,835,933

SOURCE OF DATA: RAMP/CC Table C1.0 (FY 2002)

Illinois Community College Board

Table V-5

NET ASSIGNABLE SQUARE FOOTAGE IN COMPLETED PERMANENT STATE FUNDED FACILITIES BY HIGHER EDUCATION FACILITY INVENTORY ROOM USE CLASSIFICATION AS OF AUGUST 1, 2000

Dist. No.	District/College	Classrooms	Laboratory	Office	Study	Athletic/ PE	Special Use	Theater/ Aud.	General Use	Support	Health Care	Unclass.	NASF	GSF*
503	Black Hawk	63,743	75,399	60,545	29,132	56,200	21,415	1,905	34,851	22,821	0	0	366,011	491,954
508	Chicago	0	0	0	0	0	0	0	0	0	0	0	0	0
	Daley	62,006	143,831	75,706	14,307	38,591	42,942	7,232	37,567	13,459	0	0	435,641	673,846
	Kennedy-King	98,863	45,759	86,031	28,995	19,355	18,245	0	27,254	17,814	430	0	342,746	541,575
	Malcolm X	0	0	0	0	0	0	0	0	0	0	0	0	0
	Olive-Harvey	73,718	53,755	81,650	29,175	0	5,575	5,700	31,255	10,985	0	0	291,813	437,500
	Truman	0	0	0	0	0	0	0	0	0	0	0	0	0
	Washington	49,906	10,317	23,658	6,000	14,351	14,486	12,908	6,244	19,543	0	2,529	159,942	241,745
507	Wright	32,894	55,792	25,312	15,137	19,548	4,298	0	14,689	12,488	0	25,373	205,531	295,138
502	DuPage	73,689	123,950	99,279	78,881	0	5,793	0	86,411	20,263	1,261	165	803,530	489,692
509	Elgin	41,816	56,492	46,589	19,891	0	3,892	2,583	23,042	6,957	0	0	201,262	331,139
512	Harper	78,932	103,516	90,580	37,048	0	10,607	4,122	35,302	13,331	829	0	374,267	603,631
540	Heartland	10,833	28,372	10,272	0	0	2,045	0	3,680	11,204	0	0	66,406	94,204
519	Highland	16,633	51,458	28,502	9,848	0	1,887	4,969	17,339	1,353	0	0	131,989	195,640
514	Illinois Central	44,524	57,631	66,155	28,726	15,290	14,958	0	80,006	15,121	1,261	1,228	324,900	469,286
529	Illinois Eastern	0	0	0	0	0	0	0	0	0	0	0	0	0
04	Frontier	11,305	12,831	8,235	6,220	12,304	4,562	6,702	9,341	1,363	0	0	72,863	90,467
01	Lincoln Trail	13,600	19,917	14,031	12,540	0	1,566	0	12,861	748	0	0	75,263	114,589
02	Olney	10,407	21,897	7,716	6,070	15,316	4,978	7,898	7,066	3,049	0	0	84,397	110,115
03	Wabash	26,513	44,376	25,318	14,428	17,956	3,907	0	24,675	26,322	0	0	183,495	264,652
513	Illinois Valley	51,041	116,740	38,117	31,506	12,370	12,705	0	32,616	4,190	480	0	299,765	462,317
525	Joliet	30,506	41,475	25,614	14,104	19,320	4,237	0	19,716	5,206	0	0	160,178	202,578
520	Kankakee	5,435	10,667	4,662	3,190	4,179	0	2,303	3,702	1,160	0	0	35,298	51,949
501	Kaskaskia	20,313	40,788	15,601	12,843	12,585	1,268	0	16,932	2,985	0	0	123,315	184,721
523	Kishwaukee	46,189	69,990	38,225	27,129	27,129	5,731	0	10,228	14,689	0	0	239,448	375,208
532	Lake County	63,864	31,707	30,033	23,764	1,158	4,580	0	16,195	14,956	200	68	200,058	268,138
517	Lake Land	23,404	58,976	24,908	12,654	24,170	3,163	14,686	34,088	9,233	0	0	193,180	307,064
536	Lewis & Clark	26,646	43,727	25,533	29,334	22,857	4,820	0	34,088	9,233	0	0	196,238	278,113
526	Lincoln Land	40,463	63,790	38,515	14,987	11,515	12,354	2,042	31,090	6,572	0	0	221,328	338,024
530	Logan	13,317	42,003	25,159	27,244	0	2,564	0	1,996	4,650	0	0	116,933	159,828
528	McHenry	71,894	143,482	60,225	32,754	29,764	6,060	18,919	22,141	7,629	0	0	392,868	571,990
524	Moraine Valley	22,600	43,158	22,761	13,258	14,640	2,901	6,533	14,888	3,877	0	0	144,616	230,842
527	Morton	27,345	56,966	46,356	13,219	11,087	7,848	4,689	17,878	6,516	106	0	145,308	219,768
535	Oakton	20,647	37,062	27,135	26,723	0	1,097	29,377	1,318	1,661	288	0	204,844	333,697
505	Parkland	41,475	58,339	38,851	6,983	8,943	6,891	2,346	33,383	7,633	0	0	129,914	185,506
515	Prairie State	14,191	34,031	18,967	11,400	15,203	8,209	3,652	21,444	1,812	1,005	0	121,092	163,342
521	Rend Lake	21,096	37,452	21,550	13,843	0	4,622	0	9,821	12,708	0	92,421	308,615	308,615
537	Richland	28,505	37,058	24,563	39,946	44,019	6,001	3,490	31,961	651	0	0	100,114	137,790
511	Rock Valley	11,805	34,180	16,769	10,270	9,420	3,923	2,868	9,199	1,680	0	0	178,992	353,290
518	Sandburg	24,295	64,190	27,020	12,920	14,225	6,715	0	18,767	10,860	0	0	49,308	63,931
506	Sauk Valley	5,905	14,111	9,024	9,487	0	0	0	9,641	1,140	0	0	292,864	472,555
531	Shawnee	77,338	74,112	57,141	34,030	0	5,823	6,754	112	17,002	0	20,552	111,590	170,207
510	South Suburban	14,895	19,055	19,357	10,610	0	10,683	19,364	17,626	0	0	0	344,256	546,266
533	Southeastern	43,812	92,082	74,207	20,173	27,163	16,818	5,525	39,074	25,402	0	0	104,035	157,371
522	Southwestern	10,235	49,191	14,461	11,023	0	768	0	10,319	8,038	0	0	104,035	157,371
534	Spoon River	87,061	162,702	72,977	26,914	24,625	12,668	10,661	45,731	21,240	1,268	16,702	482,549	713,767
516	Triton	18,002	56,991	15,104	21,576	18,412	8,157	4,479	0	0	0	0	142,721	162,700
504	Waubesa	19,208	17,641	24,125	3,129	0	7,919	0	4,781	1,066	0	5,027	82,896	113,723
539	Wood	1,562,921	2,489,116	1,608,213	857,818	584,301	326,259	196,287	933,592	390,851	7,128	164,065	9,120,551	13,595,418
	TOTALS													

\* Gross Square Feet

\*\* Building efficiency equals net assignable square footage divided by gross square feet

SOURCE OF DATA: RAMP/CC Table C1.0 (FY 2002)

Illinois Community College Board

Table V-6

NET ASSIGNABLE SQUARE FOOTAGE IN COMPLETED PERMANENT LOCALLY FUNDED FACILITIES BY HIGHER EDUCATION FACILITY INVENTORY ROOM USE CLASSIFICATION AS OF AUGUST 1, 2000

Dist. No.	District/College	Classrooms	Laboratory	Office	Study	Athletic/ PE	Special Use	Theater/ Aud.	General Use	Support	Health Care	Unclass.	NA SF	GSF*
503	Black Hawk	700	0	0	0	0	11,971	0	0	0	0	0	12,671	13,050
508	Chicago													
	Daley	58,330	80,563	67,153	23,160	19,655	19,505	150	44,348	16,956	0	16,360	346,180	572,686
	Kennedy-King	23,025	47,919	19,031	5,625	0	2,350	0	4,875	4,916	186	0	107,927	148,655
	Malcolm X	4,875	6,021	3,057	924	0	931	0	2,452	2,128	1,200	8,223	29,811	37,168
	Olive-Harvey	53,436	56,560	57,611	20,566	25,195	8,200	4,200	21,467	10,070	1,900	0	265,205	413,160
	Truman	37,219	13,088	5,640	0	9,642	1,162	2,432	6,741	1,573	0	0	77,497	116,200
	Washington	64,349	42,050	63,433	17,367	0	4,135	0	20,472	11,410	0	0	223,216	345,300
	Wright	54,414	95,040	59,368	29,433	21,063	17,529	8,497	29,098	12,700	0	34,860	362,002	587,940
507	DuPage	954	4,895	2,564	0	0	0	3,418	443	454	0	733	13,461	19,980
502	DuPage	66,938	69,464	48,379	808	65,173	40,102	15,777	36,751	30,773	0	1,636	375,801	557,262
509	Elgin	32,694	63,906	28,023	3,579	16,189	5,260	16,224	30,491	5,605	0	0	201,971	347,869
512	Harper	20,032	37,907	21,231	0	63,668	5,735	0	9,458	19,153	0	0	177,184	285,769
541	Heartland	0	0	0	0	0	0	0	0	0	0	0	0	0
519	Highland	3,969	1,642	9,283	0	42,273	17,477	0	6,366	9,977	0	0	90,987	114,417
514	Illinois Central	18,539	117,961	19,303	5,118	0	4,725	7,143	23,289	33,447	0	0	229,525	305,617
529	Illinois Eastern													
	Frontier	3,899	4,538	6,506	1,248	0	0	0	870	2,888	0	0	19,949	26,694
	Lincoln Trail	1,363	10,012	1,622	0	8,350	1,841	0	315	2,694	0	0	26,197	33,971
	Olney	0	0	312	0	10,678	3,272	5,016	1,510	762	0	0	21,550	26,133
	Wabash	5,843	17,298	3,720	0	7,156	922	0	5,775	5,180	0	0	45,894	56,602
513	Illinois Valley	2,886	19,500	1,036	0	0	667	9,006	282	1,376	0	0	34,753	45,642
525	Joliet	21,918	35,097	6,659	6,461	0	894	4,748	5,293	3,057	0	0	84,127	109,615
520	Kankakee	8,057	3,177	1,288	0	0	3,441	0	4,625	9,256	0	0	29,844	37,744
501	Kaskaskia	15,984	31,278	15,210	10,242	12,537	1,450	6,910	10,150	4,839	0	0	108,600	158,888
523	Kishwaukee	10,117	33,907	17,361	215	2,303	11,890	0	14,893	19,090	0	0	109,776	146,204
532	Lake County	32,880	17,567	26,334	1,120	0	11,306	21,570	13,931	23,981	708	0	149,397	245,786
517	Lake Land	3,661	16,772	3,332	0	0	1,283	0	3,167	267	0	0	28,482	45,121
536	Lewis & Clark	23,162	16,708	42,353	61	0	1,232	2,416	4,413	18,487	220	5,858	114,910	189,181
526	Lincoln Land	24,476	14,923	13,827	3,195	0	3,636	7,000	26,950	10,786	0	0	104,793	131,880
530	Logan	9,982	30,249	11,178	0	0	5,429	5,568	9,434	0	0	0	71,840	96,999
528	McHenry	14,340	19,945	17,049	2,085	14,231	6,281	4,554	21,598	5,423	0	0	105,506	164,284
524	Moraine Valley	0	0	20,542	0	0	2,461	132	24,754	13,637	0	0	61,526	82,413
527	Morton	0	0	0	0	0	0	0	0	4,676	0	0	4,676	4,876
535	Oakton	41,506	33,113	34,840	13,687	1,939	1,590	0	31,444	15,466	550	27,000	201,135	318,641
505	Parkland	23,095	39,127	22,168	8,438	19,164	8,085	18,097	8,912	7,925	84	536	155,631	228,248
515	Prairie State	760	8,731	3,470	0	0	0	0	0	10,008	0	0	22,969	26,938
521	Rend Lake	7,767	32,769	3,784	0	1,587	1,646	0	1,658	15,850	335	0	65,396	78,967
537	Richland	1,539	2,300	1,786	0	2,683	5,296	4,686	5,251	3,115	0	0	26,656	44,607
511	Rock Valley	33,247	45,729	19,866	7,305	0	635	10,996	8,117	31,824	0	77,236	234,955	243,127
518	Sandburg	6,873	31,326	3,957	1,482	0	0	1,851	0	0	0	0	45,489	56,494
506	Sauk Valley	0	0	0	0	0	0	0	0	0	0	41,031	41,031	51,040
531	Shawnee	10,813	3,019	1,882	0	7,200	6,295	0	0	529	0	0	29,738	42,866
510	South Suburban	21,307	0	2,412	1,612	19,604	824	0	111	9,735	0	23,100	78,705	103,732
533	Southeastern	6,306	18,294	5,511	169	20,070	0	0	0	10,640	0	160	61,150	80,639
522	Southwestern	39,411	34,647	8,713	5,827	0	0	0	2,846	1,525	0	0	92,969	101,566
534	Spoon River	9,688	4,625	3,984	2,561	0	0	3,118	4,552	2,550	0	0	31,978	51,491
504	Triton	12,742	51,326	7,050	0	4,443	1,345	0	13,263	5,766	245	0	96,180	119,618
516	Waubensee	60,063	41,534	42,718	282	4,000	2,180	2,180	41,603	47,705	0	101,375	341,706	394,974
539	Wood	517	0	82	0	0	3,955	0	171	0	0	0	4,725	5,608
	TOTAL	893,676	1,254,527	754,628	172,570	398,803	219,575	163,699	506,124	457,633	5,428	338,108	5,164,771	7,415,662

\* Gross Square Feet  
 \*\* Building efficiency equals net assignable square footage divided by gross square feet  
 SOURCE OF DATA: RAMP/CC Table C1.0 (FY 2002)

Illinois Community College Board  
Table V-7  
NET ASSIGNABLE SQUARE FOOTAGE IN TEMPORARY FACILITIES  
BY HIGHER EDUCATION FACILITY INVENTORY ROOM USE CLASSIFICATION AS OF AUGUST 1, 2000

Dist. No.	District/College	Classrooms	Laboratory	Office	Study	Athletic/ PE	Special Use	Theater/ Aud.	General Use	Support	Health Care	Unclass.	NASF	GSF*
503	Black Hawk	5,285	8,217	2,606	0	0	0	330	3,275	1,369	0	0	21,082	27,354
508	Chicago	27,947	18,308	13,496	2,055	0	0	0	1,034	5,283	0	0	68,123	88,480
	Kennedy-King	0	0	0	0	0	0	0	0	0	0	0	0	0
	Malcolm X	0	0	0	0	0	0	0	0	0	0	0	0	0
	Olive-Harvey	34,888	13,370	8,294	0	0	0	0	1,746	36,209	0	0	94,507	111,880
	Truman	0	0	0	0	0	0	0	0	0	0	0	0	0
	Washington	0	0	0	0	0	0	0	0	0	0	0	0	0
	Wright	0	0	0	0	0	0	0	0	0	0	0	0	0
507	Danville	8,863	13,851	16,601	114	0	90	0	4,297	11,883	0	44,654	100,353	180,770
502	DuPage	0	0	0	0	0	0	0	0	0	0	0	0	0
509	Elgin	0	0	0	0	0	0	0	0	0	0	0	0	0
512	Harper	2,992	0	0	0	0	0	0	0	0	0	0	2,992	3,648
540	Heartland	0	0	0	0	0	0	0	0	0	0	0	0	0
519	Highland	0	0	0	0	0	0	0	0	0	0	0	0	0
514	Illinois Central	0	0	0	0	0	0	0	0	0	0	0	0	0
529	Illinois Eastern	0	0	0	0	0	0	0	0	0	0	0	0	0
	Frontier	0	0	0	0	0	0	0	0	0	0	0	0	0
	Lincoln Trail	3,167	6,655	901	0	0	0	0	2,903	8,861	0	0	22,487	27,800
	Olney	3,057	24,094	1,068	0	0	0	0	0	2,992	0	0	31,211	36,336
	Wabash	0	0	0	0	0	0	0	0	0	0	0	0	0
513	Illinois Valley	0	0	0	0	0	0	0	0	0	0	0	0	0
525	Joliet	3,066	513	6,602	0	8,748	3,881	0	0	17,267	0	6,529	46,606	51,730
520	Kankakee	2,408	1,050	6,707	0	0	0	0	0	958	0	5,246	16,369	23,160
501	Kaskaskia	2,017	7,675	2,108	0	0	2,586	0	636	0	0	660	15,682	17,993
523	Kishwaukee	0	0	0	0	0	0	0	0	0	0	0	0	0
532	Lake County	17,989	20,926	14,618	7,419	0	6,078	0	19,892	11,163	0	2,425	100,510	117,294
517	Lake Land	0	0	0	0	0	0	0	0	0	0	0	0	0
536	Lewis & Clark	0	0	0	0	0	0	0	0	0	0	0	0	0
526	Lincoln Land	0	0	0	0	0	0	0	0	0	0	0	0	0
530	Logan	0	0	0	0	0	0	0	0	0	0	0	0	0
528	McHenry	0	0	0	0	0	0	0	0	0	0	0	0	0
524	Moraine Valley	0	0	0	0	0	0	0	0	0	0	0	0	0
527	Morton	0	0	0	0	0	0	0	0	0	0	0	0	0
535	Oakton	0	0	0	0	0	0	0	0	0	0	0	0	0
505	Parkland	0	0	0	0	0	0	0	0	0	0	0	0	0
515	Prairie State	5,241	2,356	3,790	110	0	6,026	0	370	0	0	0	17,893	23,040
521	Rend Lake	0	0	0	0	0	0	0	0	0	0	0	0	0
537	Richland	0	0	0	0	0	0	0	0	0	0	0	0	0
511	Rock Valley	3,372	15,407	14,360	0	0	191	4,112	2,294	9,074	0	7,209	56,019	63,291
518	Sandburg	9,448	2,330	2,568	0	0	0	0	3,315	0	0	6,000	23,661	29,181
506	Sauk Valley	0	0	0	0	0	0	0	0	0	0	0	0	0
531	Shawnee	2,628	0	0	0	0	0	0	0	144	0	0	2,772	2,880
510	South Suburban	0	0	0	0	0	0	0	0	0	0	0	0	0
533	Southeastern	0	0	0	0	0	0	0	0	0	0	0	0	0
522	Southwestern	14,400	0	1,800	0	0	0	0	0	0	0	450	16,650	17,820
534	Spoon River	0	0	0	0	0	0	0	0	0	0	0	0	0
504	Triton	0	0	0	0	0	0	0	0	0	0	0	0	0
516	Waubesa	0	0	0	0	0	0	0	0	0	0	0	0	0
539	Wood	3,990	0	0	0	798	0	0	0	0	0	2,160	6,948	9,468
	TOTALS	150,758	134,752	95,519	9,698	9,546	18,852	4,442	39,762	105,203	0	75,333	643,865	824,853

\* Gross Square Feet  
\*\* Building efficiency equals net assignable square footage divided by gross square feet  
SOURCE OF DATA: RAMP/CC Table C1.0 (FY 2002)



Illinois Community College Board  
 Table V-8  
 NET ASSIGNABLE SQUARE FOOTAGE IN STATE-FUNDED FACILITIES UNDER CONSTRUCTION OR APPROVED FOR  
 CONSTRUCTION BY HIGHER EDUCATION FACILITY INVENTORY ROOM USE CLASSIFICATION AS OF AUGUST 1, 2000

Dist. No.	District/College	Classrooms	Laboratory	Office	Study	PE	Special Use	Theater	General Use	Support	Unclass.	Total NASF	Total GSI*
512	Harper	9,378	14,410	3,328	825	0	0	0	0	3,300	0	31,240	49,151
540	Heartland	7,746	599	27,992	18,107	0	7,493	0	9,544	15,432	0	86,913	128,387
501	Kaskaskia	0	0	0	2,300	0	0	0	0	0	0	2,300	3,066
536	Lewis & Clark	11,157	3,632	4,144	1,258	0	2,854	8,467	0	5,752	0	37,264	58,152
528	McHenry	15,000	0	24,130	0	0	0	0	0	4,290	0	43,420	63,000
505	Parkland	263	1,718	4,399	210	0	0	0	105	3,863	0	10,556	75,000
521	Rend Lake	0	0	13,410	0	0	1,265	0	0	0	0	14,675	0
531	Shawnee	11,400	1,050	600	0	0	0	0	0	3,300	0	16,350	23,850
539	John Wood	20,000	0	26,000	12,000	0	3,500	0	5,000	11,500	0	78,000	115,402
Totals		74,943	21,409	104,002	34,700	0	15,112	8,467	14,649	47,437	0	320,718	516,008

\* Gross Square Feet

\*\* Building efficiency equals net assignable square footage divided by gross square feet

SOURCE OF DATA: RAMP/CC Table CI.1 (FY 2002)

Illinois Community College Board  
 Table V-9  
 NET ASSIGNABLE SQUARE FOOTAGE IN LOCALLY FUNDED PERMANENT FACILITIES  
 UNDER CONSTRUCTION OR APPROVED FOR CONSTRUCTION AS OF AUGUST 1, 2000

Dist. No.	District/College	Classrooms	Laboratory	Office	Study	PE	Special Use	Theater	General Use	Support	Unclass.	Total NASF	Total GSF
509	Elgin	4,598	26,809	3,226	391	0	0	0	0	0	0	35,024	53,520
512	Harper	7,673	11,790	2,723	675	0	0	0	0	2,700	0	25,560	39,993
505	Parkland	88	573	1,466	70	0	0	0	35	1,288	0	3,519	25,000
531	Shawnee	3,800	350	200	0	0	0	0	0	1,100	0	5,450	7,950
	Totals	16,158	39,522	7,615	1,136	0	0	0	35	5,088	0	69,553	126,463

\* Gross Square Feet

\*\*Building efficiency equals net assignable square footage divided by gross square feet  
 SOURCE OF DATA: RAMP/CC Table CI.1 (FY 2002)



Illinois Community College Board

Table V-10

TOTAL NET ASSIGNABLE SQUARE FEET OF PERMANENT FACILITIES BY ROOM USE CLASSIFICATION  
PER 10TH DAY ON-CAMPUS FTE STUDENT AS OF AUGUST 1, 2000 (COMPLETED, UNDER CONSTRUCTION, APPROVED,  
OR APPROPRIATED)

Dist. No.	District/College	Fall FTE	Class	Labs	Office	Study	PE	Special	Theater	General	Support	Health	Unclass	Total NASF
503	Black Hawk Chicago	3,810	16.91	19.79	15.89	7.65	14.75	8.76	0.50	9.15	5.99	0.00	0.00	99.38
508	Daley Kennedy	5,617	10.38	14.34	11.96	4.12	3.50	3.47	0.03	7.90	3.02	0.00	2.91	61.63
	Malcolm	4,095	20.76	46.82	23.13	4.87	9.42	11.06	1.77	10.36	4.49	0.00	0.00	132.72
	Olive	6,808	15.24	7.61	13.09	4.39	2.84	2.82	0.00	4.36	2.93	0.24	1.21	54.72
	Truman	4,019	13.29	14.07	14.33	5.12	6.27	2.04	1.04	6.83	2.51	0.47	0.00	65.98
	Washington	5,699	19.47	11.73	15.32	5.12	1.69	1.18	1.43	6.67	2.20	0.00	0.00	64.80
	Wright	4,228	15.22	9.95	15.00	4.11	0.00	0.98	0.00	4.84	2.70	0.00	0.00	52.80
507	Danville	6,299	16.56	16.73	13.18	5.63	5.62	5.08	3.40	5.61	5.12	0.00	5.94	82.87
502	DuPage	1,527	22.17	39.75	-18.26	9.92	12.80	2.82	2.24	9.91	8.48	0.00	17.10	143.44
509	Elgin	15,588	9.02	12.41	9.47	5.11	4.18	2.94	1.01	7.90	3.27	0.08	0.12	55.52
512	Harper	4,732	16.72	31.11	16.45	5.04	3.42	1.93	3.97	11.31	2.65	0.00	0.00	92.62
510	Heartland	7,713	15.04	21.73	15.28	5.00	8.26	2.12	0.53	5.80	4.99	0.11	0.00	78.87
540	Highland	2,370	7.84	12.22	16.14	-7.64	0.00	4.02	0.00	5.58	11.24	0.00	0.00	64.68
519	Illinois Central	1,484	13.89	35.79	25.47	6.64	28.50	13.05	3.35	15.98	7.64	0.00	0.00	150.30
514	Illinois Eastern	6,091	10.35	28.83	14.03	5.56	2.51	3.23	1.17	16.96	7.97	0.21	0.20	91.02
529	Frontier	457	8.53	9.93	14.24	2.73	0.00	0.00	0.00	1.90	6.32	0.00	0.00	43.66
	Lincoln Trail	868	14.60	26.32	11.36	7.17	23.80	7.38	7.72	11.13	4.67	0.00	0.00	114.13
	Olney	1,109	12.26	17.96	12.93	11.31	9.63	4.36	4.52	12.96	1.36	0.00	0.00	87.29
	Wabash	1,149	14.14	34.11	9.95	5.28	19.36	5.13	6.87	11.18	7.16	0.00	0.00	113.39
513	Illinois Valley	2,189	13.43	29.18	12.04	6.59	8.20	2.09	4.11	11.40	12.65	0.00	0.00	99.69
525	Joliet	5,849	12.47	25.96	7.66	6.49	2.11	2.33	0.81	11.40	12.65	0.00	0.00	99.69
520	Kankakee	1,664	23.18	26.84	16.17	8.48	11.61	4.61	0.00	14.63	8.69	0.00	0.00	114.21
501	Kaskaskia	1,902	11.26	22.06	10.45	8.27	8.79	0.76	4.85	7.28	3.15	0.00	0.00	76.89
523	Kishwaukee	2,200	13.83	33.95	14.98	5.94	6.77	5.98	0.00	14.47	10.03	0.00	0.00	105.96
532	Lake County	6,354	12.44	13.78	10.16	4.47	4.27	2.68	3.39	3.80	6.09	0.11	0.00	61.20
517	Lake Land	3,641	10.87	22.14	9.62	8.25	6.53	0.67	1.26	2.89	0.48	0.05	0.00	62.76
536	Lewis & Clark	2,908	19.85	27.27	24.55	4.80	8.31	2.49	8.79	7.09	13.48	0.08	2.04	118.75
526	Lincoln Land	3,570	14.32	16.43	11.03	9.11	6.40	2.37	1.96	17.10	5.61	0.00	0.00	84.33
530	Logan	3,356	15.03	28.02	14.81	4.47	3.43	3.68	2.23	10.92	4.77	0.00	0.00	87.35
528	McHenry	2,587	16.49	23.95	25.64	11.34	5.50	3.42	1.76	9.12	5.55	0.00	0.00	102.77
524	Moraine Valley	7,293	0.00	0.00	0.00	0.00	0.00	0.00	0.00	0.00	0.00	0.00	0.00	0.00
527	Morton	1,838	39.12	78.07	43.94	17.82	16.19	4.64	10.37	25.52	11.57	0.00	0.00	247.23
535	Oakton	5,365	4.21	8.04	4.24	2.47	2.73	0.54	1.22	2.77	1.59	0.00	0.00	27.83
505	Parkland	4,986	13.81	18.07	16.29	5.40	2.61	1.89	0.94	9.89	4.41	0.13	5.42	78.86
515	Prairie State	2,466	17.88	31.83	22.37	14.37	7.77	3.72	19.25	4.21	5.98	0.15	0.22	127.76
521	Rend Lake	1,787	23.64	37.54	23.69	3.91	5.01	3.86	1.31	18.68	9.87	0.00	0.00	127.50
537	Richland	1,764	12.45	37.86	20.50	6.46	9.52	6.30	2.07	13.09	10.01	0.76	0.00	119.02
511	Rock Valley	3,961	5.71	10.03	5.89	3.49	0.68	2.50	1.18	3.80	3.99	0.00	0.00	37.30
518	Sandburg	1,661	37.18	49.84	26.75	28.45	26.50	4.00	8.72	24.13	19.55	0.00	102.14	327.26
506	Sauk Valley	1,366	13.67	47.94	15.17	8.60	6.89	2.87	2.10	8.09	1.23	0.00	0.00	106.55
531	Shawnee	1,182	20.55	54.29	22.85	10.93	12.03	5.68	0.00	15.87	9.19	0.00	34.70	186.09
510	South Suburban	3,446	9.26	5.38	3.40	2.75	2.09	1.83	0.00	2.80	1.76	0.00	0.00	29.26
533	Southwestern	1,580	62.42	46.89	37.68	22.55	12.40	4.21	4.27	0.14	16.92	0.00	27.62	235.11
522	Southwestern	6,939	11.99	18.26	11.95	3.75	3.91	2.42	17.33	6.04	3.88	0.00	0.00	63.01
534	Spoon River	1,118	18.97	33.42	22.25	9.65	17.96	9.56	17.33	15.77	9.52	0.00	0.14	154.57
504	Triton	7,568	2.63	7.11	2.41	1.79	0.00	0.10	0.41	1.96	1.40	0.00	0.00	17.85
516	Waubesaec	3,402	29.34	62.92	23.53	7.91	8.55	4.12	3.13	17.34	7.94	0.44	4.91	170.14
539	Wood	1,303	59.91	75.62	44.38	16.78	6.45	5.11	3.06	31.93	36.61	0.00	77.81	371.80
	TOTALS	178,908	17.05	27.16	16.46	7.45	7.93	3.71	3.06	9.87	6.71	0.06	5.88	105.34

SOURCES OF DATA: RAMP/CC Tables C1.0 and C1.1  
Fall Enrollment - E1 Records

Illinois Community College Board  
Table V-11  
TOTAL PROTECTION, HEALTH, AND SAFETY PROJECTS APPROVED

Dist. No.	District	# of Projects Approved		Total	Total Budgeted Amounts
		Bond Issues	Tax Levy		
503	Black Hawk	0	47	47	7,966,417
508	Chicago	0	0	0	0
507	Danville	13	11	24	6,020,142
502	DuPage	0	0	0	0
509	Elgin	0	4	4	499,024
512	Harper	5	66	71	22,880,737
540	Heartland	0	5	5	718,733
519	Highland	1	36	37	6,046,506
514	Illinois Central	0	53	53	11,470,768
529	Illinois Eastern	39	0	39	9,956,820
513	Illinois Valley	1	59	60	13,416,467
525	Joliet	9	19	28	7,103,547
520	Kankakee	0	0	0	0
501	Kaskaskia	1	25	26	6,057,426
523	Kishwaukee	0	16	16	2,374,974
532	Lake County	3	51	54	9,681,461
517	Lake Land	1	63	64	8,478,569
536	Lewis & Clark	3	1	4	5,699,800
526	Lincoln Land	11	1	12	4,965,385
530	Logan	6	9	15	3,794,710
528	McHenry	0	1	1	696,056
541	Metropolitan	1	0	1	475,000
524	Moraine Valley	0	35	35	17,489,499
527	Morton	1	3	4	4,213,868
535	Oakton	0	10	10	1,767,651
505	Parkland	0	29	29	12,500,000
515	Prairie State	6	13	19	6,393,670
521	Rend Lake	25	26	51	8,849,906
537	Richland	1	20	21	4,865,619
511	Rock Valley	0	76	76	18,472,275
518	Sandburg	1	29	30	5,439,003
506	Sauk Valley	2	36	38	7,039,117
531	Shawnee	1	2	3	1,023,825
510	South Suburban	16	38	54	10,516,674
533	Southeastern	2	0	2	1,300,000
522	Southwestern	3	62	65	11,749,880
534	Spoon River	11	7	18	6,348,407
504	Triton	0	69	69	15,416,707
516	Waubonsee	0	35	35	6,766,750
539	Wood	0	24	24	1,651,831
TOTALS		163	981	1144	\$270,107,224

SOURCE OF DATA: ICCB Records



Illinois Community College Board  
Table V-12  
BUDGETED REVENUE FOR COMMUNITY COLLEGE CONSTRUCTION  
SINCE JANUARY 1990\*

Project Name	Local	State	Federal	Total Project Costs
<b>DISTRICT #: 503</b>				
<b>COLLEGE NAME: Black Hawk</b>				
District Energy Conservation	190,801			190,801
Roof Replacement Blding 3 Q.C.	411,000			411,000
BHC Technology Ctr. Remodeling	639,952			639,952
Install Variable Air Vol. Sys.	465,000			465,000
Life Safety Renovations	30,955			30,955
Remodel Corporate Center	274,042			274,042
Site Acquisition	370,000			370,000
Storm Drainage Repairs Phase V	145,000			145,000
Sub Total	\$2,526,750	\$0	\$0	\$2,526,750
<b>DISTRICT #: 503</b>				
<b>COLLEGE NAME: Black Hawk East</b>				
Construction Defects		210,000		210,000
Fire Code Corrections	111,391			111,391
Life Safety Upgrades	256,900			256,900
New Rest Room Facility	30,700			30,700
Rehabilitate Building 4	201,429			201,429
Weatherize Entrances	91,269			91,269
Sub Total	\$691,689	\$210,000	\$0	\$901,689
<b>DISTRICT #: 503</b>				
<b>COLLEGE NAME: Black Hawk Quad</b>				
ADA Accessibility Projects	134,800			134,800
ADA Alterations	330,300			330,300
ADA Door Openers	98,700			98,700
ADA Modifications	455,620			455,620
Aggregate Repairs	114,719			114,719
Allied Health Remodeling Bld 3	258,400			258,400
Art/Music Dept. Renovations	668,000			668,000
Asbestos Removal	359,800			359,800
Chemical Storage Alterations	67,051			67,051
Cooling Tower Replacement	164,880			164,880
Direct Service Addition	1,210,000			1,210,000
Drainage Repairs	25,000			25,000
Efficient Lighting Upgrade	314,400			314,400
Elevator Code Modifications	101,765			101,765
Elevator Cylinder Replacement	29,000			29,000
Energy Conservation Measures	318,850			318,850
Energy Mgmt. System	29,955			29,955
Fire & Security System Update	256,094			256,094
Fire Alarm Update	132,401			132,401
HVAC Repairs	98,500			98,500
HVAC Replacement QCTC	34,876			34,876
Hazardous Boiler Replacement	81,944			81,944
Life Safety Upgrades	203,600			203,600
Local Child Care Center	45,000			45,000
Moisture Protection/Plumbing	138,200			138,200
Moisture Protectiont	189,170			189,170

Illinois Community College Board  
 Table V-12  
 BUDGETED REVENUE FOR COMMUNITY COLLEGE CONSTRUCTION  
 SINCE JANUARY 1990\*

Project Name	Local	State	Federal	Total Project Costs
<b>DISTRICT #: 503</b>				
<b>COLLEGE NAME: Black Hawk Quad</b>				
Pool Repairs	140,000			140,000
Renovate Outreach Center		192,150		192,150
Reroof Three Buildings	161,809			161,809
Retube Boiler	107,000			107,000
Roof Improvement/Bldgs 2&3	273,121			273,121
Roof Replacement	118,507			118,507
Sewer & Erosion Repairs	94,100			94,100
Stairway Replacement	75,054			75,054
Storm Drain System Phase IV	119,900			119,900
Storm Drainage Rep. Phase IV	96,800			96,800
Structural Repairs	100,300			100,300
Underground Storage Tank Repl	29,500			29,500
WIU Office Relocation	7,000			7,000
Sub Total	\$7,180,116	\$192,150	\$0	\$7,372,266
<b>DISTRICT #: 504</b>				
<b>COLLEGE NAME: Chicago City Wide</b>				
Construction West Side Tech	31,500,000	8,500,000		40,000,000
Sub Total	\$31,500,000	\$8,500,000	\$0	\$40,000,000
<b>DISTRICT #: 505</b>				
<b>COLLEGE NAME: Chicago Daley</b>				
Renovate Stairway/Bridge		620,899		620,899
Asbestos Abatement		50,000		50,000
Exterior Improvements		200,000		200,000
Sub Total	\$0	\$870,899	\$0	\$870,899
<b>DISTRICT #: 506</b>				
<b>COLLEGE NAME: Chicago Daley&amp;OH</b>				
Olive-Harvey Window Covering		139,030		139,030
Sub Total	\$0	\$139,030	\$0	\$139,030
<b>DISTRICT #: 507</b>				
<b>COLLEGE NAME: Chicago Dawson</b>				
Dawson Skills Rehab		3,500,000		3,500,000
Sub Total	\$0	\$3,500,000	\$0	\$3,500,000
<b>DISTRICT #: 508</b>				
<b>COLLEGE NAME: Chicago Humbolt</b>				
Humboldt Park Voc. Center	5,000,000	2,000,000		7,000,000

Illinois Community College Board  
 Table V-12  
 BUDGETED REVENUE FOR COMMUNITY COLLEGE CONSTRUCTION  
 SINCE JANUARY 1990\*

Project Name	Local	State	Federal	Total Project Costs
<b>DISTRICT #: 50£</b>				
<b>COLLEGE NAME: Chicago Humbolt</b>				
Sub Total	\$5,000,000	\$2,000,000	\$0	\$7,000,000
<b>DISTRICT #: 50£</b>				
<b>COLLEGE NAME: Chicago Kennedy</b>				
Exterior Painting and Caulk		287,303		287,303
Sub Total	\$0	\$287,303	\$0	\$287,303
<b>DISTRICT #: 50£</b>				
<b>COLLEGE NAME: Chicago Malcolm X</b>				
Renovate Locker Rooms		400,000		400,000
Sub Total	\$0	\$400,000	\$0	\$400,000
<b>DISTRICT #: 50£</b>				
<b>COLLEGE NAME: Chicago Olive</b>				
Exterior Paint,Sidewalks		241,626		241,626
Sub Total	\$0	\$241,626	\$0	\$241,626
<b>DISTRICT #: 50£</b>				
<b>COLLEGE NAME: Chicago Olive Harvey</b>				
Renovate Building 5		550,000		550,000
Sub Total	\$0	\$550,000	\$0	\$550,000
<b>DISTRICT #: 50£</b>				
<b>COLLEGE NAME: Chicago Truman</b>				
Replace Carpet & Flooring Remodel Truman College	1,675,000	50,000		1,675,000
Sub Total	\$1,675,000	\$50,000	\$0	\$1,725,000
<b>DISTRICT #: 50£</b>				
<b>COLLEGE NAME: Chicago Washington</b>				
Remodel Floors-Base. thru 11	1,385,481			1,385,481
Sub Total	\$1,385,481	\$0	\$0	\$1,385,481
<b>DISTRICT #: 50£</b>				
<b>COLLEGE NAME: Chicago Wright</b>				
Land/New Campus Remodel Old Wright	76,600,000 1,050,000			76,600,000 1,050,000

Illinois Community College Board  
Table V-12  
BUDGETED REVENUE FOR COMMUNITY COLLEGE CONSTRUCTION  
SINCE JANUARY 1990\*

Project Name	Local	State	Federal	Total Project Costs
<b>DISTRICT #: 508</b>				
<b>COLLEGE NAME: Chicago Wright</b>				
Repair Masonry Walls & Roof		1,450,000		1,450,000
Replacement of Pool Filtration		160,000		160,000
Sub Total	\$77,650,000	\$1,610,000	\$0	\$79,260,000
<b>DISTRICT #: 508</b>				
<b>COLLEGE NAME: Daley</b>				
Daley Window Coverings		125,000		125,000
Modification to 001-0588		62,535		62,535
Sub Total	\$0	\$187,535	\$0	\$187,535
<b>DISTRICT #: 507</b>				
<b>COLLEGE NAME: Danville</b>				
Asbestos/Radon Survey	96,554			96,554
Auto Door Openers		6,850		6,850
Bremer Conf Ctr Electrical Sys	120,650			120,650
Clasroom. Labs, Miller Gym	673,700	1,853,600		2,527,300
College Center Repairs		66,500		66,500
Conf. Center Code Corrections	273,700			273,700
Curb/Parking Lot Improvements	24,408	149,350		173,758
Domestic Water System Repair	435,000			435,000
Electrical Power Distribution	732,300			732,300
Emergency Lighting -classrooms	38,460			38,460
Emergency Lighting Upgrade	47,070			47,070
Energy Conservation	33,272			33,272
Fuel Oil Tank Replacement	28,399			28,399
Infrastructure Rehab/Plan.	1,161,500	3,484,500		4,646,000
Install Automatic Door		6,500		6,500
Lincoln Hall Construction	1,575,700	4,727,100		6,302,800
Maintenance Plant Ventilation/HVAC Upgrade	101,500			101,500
Mary Miller Center Remodeling	678,000			678,000
Mary Miller Center Roof	65,000			65,000
Natural Gas Pipe Replacement	36,500			36,500
Pump House Roof Replacement	48,000			48,000
Repair Gazebo		12,475		12,475
Repair Porches/Bldg. 17		53,270		53,270
Repair Roof-Bldg. 17		77,086		77,086
Repave Parking Lots	10,312	83,586		93,898
Roof Repairs	595,847			595,847
Roof Replacement Om. Hort. Bldg	32,650			32,650
Roof Replacement-Bremer	61,450			61,450
Roof/Tech Center		82,010		82,010
Sanitary Sewer Replacement	206,500			206,500
Seal Coating Parking Areas		10,058		10,058
Site Utilities for New Blding		3,500,000		3,500,000
Tech Center/Parking Lots		70,000		70,000
Technology Center Addition	889,800	672,200		1,562,000
Technology Center Addition	651,800			651,800
Utility Tunnel Replacement	1,566,200			1,566,200

Illinois Community College Board  
Table V-12  
BUDGETED REVENUE FOR COMMUNITY COLLEGE CONSTRUCTION  
SINCE JANUARY 1990\*

Project Name	Local	State	Federal	Total Project Costs
<b>DISTRICT #: 507</b>				
<b>COLLEGE NAME: Danville</b>				
Walks, Curbs, & Parking Lots		194,800		194,800
Sub Total	\$10,184,272	\$15,049,885	\$0	\$25,234,157

<b>DISTRICT #: 502</b>				
<b>COLLEGE NAME: DuPage</b>				
Auto Lab Expansion Building	740,000			740,000
Ceiling Replacement	83,595	179,800		263,395
Construct Extension Centers	3,572,800			3,572,800
Fitness Room Addition	348,000			348,000
Instructional Computing Ctr	391,200	1,173,500		1,564,700
Land/North Regional Site	650,000			650,000
Lighting/Ceiling Renovations		424,922		424,922
Parking Lot Expansion	975,387			975,387
Parking Lot Expansion	928,940			928,940
Renovate Park Lots 8 to 12	636,911	227,538		864,449
Renovate Parking Lots 1-5	229,060	227,538		456,598
Resurfacing Projects		562,940		562,940
Roadway Renovations		224,080		224,080
Roof Replacement -PE	220,400			220,400
SRC Addition	16,830,000			16,830,000
Site Acquisition-Naperville	816,750			816,750
Site Acquisition-Westmont	609,840			609,840
Site Acquisition/Naperville	449,757			449,757
Student Resource Ctr - 3rd Fl.		2,180,400		2,180,400
Walkway Lighting/Reroof Bldg.	201,893	230,107		432,000
Warehouse Expansion	613,340			613,340
Sub Total	\$28,297,873	\$5,430,825	\$0	\$33,728,698

<b>DISTRICT #: 505</b>				
<b>COLLEGE NAME: Elgin</b>				
Accessibility Modifications	38,045			38,045
Business/Industry Conf. Ctr.	5,500,000			5,500,000
Chiller Replacement	200,000	265,500		465,500
Construct Applied Techn.	1,145,750			1,145,750
Construct Maintenance Bldg.	239,533			239,533
Deck Restoration/Waterproofing		162,300		162,300
Exterior Lighting	327,500			327,500
Fleetwood Drive Land and Building Acquisition	2,500,000			2,500,000
HVAC Modifications	40,740			40,740
Mobile Classroom Units	137,400			137,400
Moisture Protection	92,739			92,739
New Classroom Building	1,450,500	12,906,700		14,357,200
Parking Lot Repairs		66,594		66,594
Repair of Parking Lots		241,675		241,675
Resurface Parking Lot 1	3,456	75,544		79,000
Resurface Parking Lot 1		75,544		75,544
Roof Repairs/Paving		127,818		127,818
Site Acquisition	2,061,300			2,061,300

Illinois Community College Board  
Table V-12  
BUDGETED REVENUE FOR COMMUNITY COLLEGE CONSTRUCTION  
SINCE JANUARY 1990\*

Project Name	Local	State	Federal	Total Project Costs
<b>DISTRICT #: 505</b>				
<b>COLLEGE NAME: Elgin</b>				
Visual/Perf. Arts Phase	23,260,694			23,260,694
Sub Total	\$36,997,657	\$13,921,675	\$0	\$50,919,332
<b>DISTRICT #: 525</b>				
<b>COLLEGE NAME: Frontier</b>				
HVAC Replacement	137,900			137,900
Various Capital Improvements		57,000		57,000
Sub Total	\$137,900	\$57,000	\$0	\$194,900
<b>DISTRICT #: 512</b>				
<b>COLLEGE NAME: Harper</b>				
ADA Restroom Renovat. N.E. Ctr	133,623			133,623
ADA/Accessibility	159,000			159,000
Accessibility Improvements	108,859			108,859
Accessibility Renovations	54,000			54,000
Alter Doorway/Bldg. 1	29,500			29,500
Asbestos Abatement N.E. Ctr.	53,213			53,213
Asbestos Abatement Work	72,338			72,338
Bldg. F - Life Safety	1,500,000			1,500,000
Building B Boiler Repairs	110,000			110,000
Building F Code Corrections	1,009,000			1,009,000
Building I Code Corrections	676,268			676,268
Campus Sidewalk Replacement	86,652			86,652
Construct Instruc. Bldg.	12,589,800			12,589,800
Construct Observatory	44,200			44,200
Construction Defects		3,184,856		3,184,856
Cooling Tower Enclosures	235,347			235,347
Electric/Safety Hazard Repairs	31,073			31,073
Electrical Distribution Upgrade	276,394			276,394
Electrical Switch Installation	210,000			210,000
Electrical/Mech. Repairs	1,469,550			1,469,550
Elevator Accessibility	72,500			72,500
Emergency Telephone Install.	33,000			33,000
Energy Mgmt System	1,000,000			1,000,000
Filter System Repair	143,298			143,298
Fire Sprinkler Installation	199,750			199,750
Fire Supression System	25,000			25,000
Fire System Corrections	176,371			176,371
HVAC Renovations	1,259,280			1,259,280
HVAC Repairs	1,062,099			1,062,099
Hazardous Bleacher Repair	100,000			100,000
Install Accessible Drinking	200,000			200,000
Life Safety Alterations	380,148			380,148
Lighting Upgrade-NE Center	130,434			130,434
Lighting Upgrades- Bldings D&H	238,700			238,700
Masonry Repairs-Bldg. M	136,037			136,037
Moisture Protection-NE Ctr	178,000			178,000
Parking Lot 1 extension		142,560		142,560

Illinois Community College Board  
 Table V-12  
 BUDGETED REVENUE FOR COMMUNITY COLLEGE CONSTRUCTION  
 SINCE JANUARY 1990\*

Project Name	Local	State	Federal	Total Project Costs
<b>DISTRICT #: 512</b>				
<b>COLLEGE NAME: Harper</b>				
Parking Lot Restoration	142,000			142,000
Partial Roof Replacement-D & J		327,800		327,800
Plumbing Repairs, Bldg I&J	420,000			420,000
Power Distribution System	317,250			317,250
Refrigerant Conversion	242,681			242,681
Renovate Fire Alarm System	327,600			327,600
Repair HVAC Bldg. V	50,000			50,000
Repair Parking Lot #3	85	155,230		155,315
Repair Parking Lots		144,831		144,831
Repair Parking Lots 1 and 12		112,000		112,000
Repair Rest Rooms Bldg. D	438,500			438,500
Repair Roofs Bldgs A & D	400,000			400,000
Repair Roofs Bldgs B,E,I,J	385,000			385,000
Repalce Wheelchair Lifts	75,000			75,000
Repave Perimeter Road	146,400			146,400
Replace Light Fixtures-Bld. M	108,388			108,388
Replace Underground Storage	190,000			190,000
Resurface Parking Lot 8,9,10	789,000			789,000
Roof Repair/Alteration	710,000			710,000
Roof Replacement Bldgs bcgh	1,121,250			1,121,250
Roof Replacement-Bldg F	235,000			235,000
Roof Replacement-NE Center	444,000			444,000
Roof&Ceiling-Building D		145,841		145,841
Site Acquisition/Northeast	2,000,000			2,000,000
Water Main Extension	247,925			247,925
<b>Sub Total</b>	<b>\$32,973,513</b>	<b>\$4,213,118</b>	<b>\$0</b>	<b>\$37,186,631</b>
<b>DISTRICT #: 54C</b>				
<b>COLLEGE NAME: Heartland</b>				
ADA Compliance	27,500			27,500
Energy Conservation Project	63,000			63,000
PHS Projects	60,500			60,500
Site Acquisition	2,100,000			2,100,000
Space Renovations	98,125			98,125
<b>Sub Total</b>	<b>\$2,349,125</b>	<b>\$0</b>	<b>\$0</b>	<b>\$2,349,125</b>
<b>DISTRICT #: 51E</b>				
<b>COLLEGE NAME: Highland</b>				
ADA Compliance	318,666			318,666
ADA Compliance	283,770			283,770
ADA Projects	257,620			257,620
Accessibility-Auto Doors	41,950			41,950
Auto Body Code Corrections	110,480			110,480
Bleacher Repairs	51,725			51,725
Bleachers/Guardrails Code Upgrades	60,000			60,000
Building F Ventilation	34,727			34,727
Drainage Alterations	173,387			173,387
Drainage Control-Sidewalk Rplc	102,971			102,971

Illinois Community College Board  
Table V-12  
BUDGETED REVENUE FOR COMMUNITY COLLEGE CONSTRUCTION  
SINCE JANUARY 1990\*

Project Name	Local	State	Federal	Total Project Costs
<b>DISTRICT #: 516</b>				
<b>COLLEGE NAME: Highland</b>				
Drainage Repairs-Lot D	85,230			85,230
EMS Replacement	158,200			158,200
Emergency & Egress Lighting Upgrade	121,000			121,000
Energy Conservation Program	645,400			645,400
Exterior Waterproofing Modif.	51,425			51,425
Fire Alarm Improvements	155,768			155,768
Hydraulic Lift Replacement	89,758			89,758
Install Non Skid Pool Deck	25,000			25,000
Laboratory Ventilation	56,975			56,975
Lighting/Warning Sys. Upgrade	161,656			161,656
Moisture Protection	75,637			75,637
Renovation Bldgs. M&R		284,968		284,968
Reroof Maintenance Barn	35,000			35,000
Reroof Sports Complex	81,000			81,000
Resurface Parking Lot A West		129,600		129,600
Resurface Parking Lots C & E	162,794	201,000		363,794
Retention Pond Repairs	100,430			100,430
Roof Replacement Bldings F & T	452,000			452,000
Roof Replacement Bldings. N & T (south half)	419,000			419,000
Roof Replacement Building S	286,770			286,770
Sidewalk Rehabilitation	248,398			248,398
Sidewalk Repair/Drain. Ph. IV	70,190			70,190
Sidewalk Replacement	172,648			172,648
Student Center Building	168,600	4,952,000		5,120,600
Theatrical Lighting Controls	227,000			227,000
Tuckpointing & Sidewalks	73,000			73,000
Underground Storage Tank	50,050			50,050
Ventilation System Repairs	123,700			123,700
Walk Replacement/Phase IV	85,000			85,000
Waterproofing Project	108,803			108,803
<b>Sub Total</b>	<b>\$5,925,728</b>	<b>\$5,567,568</b>	<b>\$0</b>	<b>\$11,493,296</b>

**DISTRICT #: 514**  
**COLLEGE NAME: Illinois Central**

ADA Accessibility	53,900			53,900
ADA Elevator Addition	165,460			165,460
ADA Signage Upgrade	121,800			121,800
ADA Survey/Phase I Corr. Work	186,390			186,390
Acquire/Ren. World Drug Bldg	6,386,400			6,386,400
Asbestos Removal/SW Adams	143,750			143,750
Boiler Room Roof Replacement	76,790			76,790
Campus Security	66,000			66,000
Carpet Replacement	170,000			170,000
Carpet Replacement	50,000			50,000
Construct Storage Building	78,177			78,177
Construction Defects Roof		493,000		493,000
Corridors and Classrooms Ceiling Renovations		162,500		162,500
Courtyard Rehabilitation	360,000			360,000
Drainage Control	1,300,000			1,300,000
Drainage-Roadway Rehab Phasell	191,000			191,000
Elevator Cylinder Repairs	87,000			87,000



Illinois Community College Board  
Table V-12  
BUDGETED REVENUE FOR COMMUNITY COLLEGE CONSTRUCTION  
SINCE JANUARY 1990\*

Project Name	Local	State	Federal	Total Project Costs
<b>DISTRICT #: 514</b>				
<b>COLLEGE NAME: Illinois Central</b>				
Elevator Repairs	99,200			99,200
Enclose Overhang-Admin. Bldg.	225,000			225,000
Erosion Control	76,000			76,000
Exterior Lighting Upgrade	120,000			120,000
Fire Damper Replacement	475,200			475,200
Floor/Bleacher Repairs	265,700			265,700
Hazardous Surface Repairs	170,000			170,000
Interior Lighting Improvements		329,700		329,700
Lighting Upgrades Lots A & C	70,000			70,000
Masonry Wall Repair	54,000			54,000
Masonry Wall Repair	120,000			120,000
Masonry Wall Repair Phase II	135,000			135,000
Metal Panel Curtain Wall	90,000			90,000
Parking Deck Construction	550,000			550,000
Parking Lot A Renovation	2,563	147,437		150,000
Parking Lot F Renovation		103,800		103,800
Parking Lot Rehabilitation	5,127	149,102		154,229
Parking Lot Restoration		123,400		123,400
Phase II Downtown Center	2,373,250			2,373,250
Remodel Dirksen Hall	325,000			325,000
Renovate&Expand Stu. Center	4,277,350			4,277,350
Repair Underground Storage Tnk	289,670			289,670
Repair of Bridges	97,000			97,000
Repair of Dirksen Parking Lot	2,563	147,437		150,000
Replace Electric Transformers	66,000			66,000
Replace HVAC Units	407,000			407,000
Replace Rooftop HVAC Units	830,000			830,000
Replace Voltage Cable-Phase II	97,000			97,000
Roof Rehabilitation	140,000			140,000
Roof Repair Gymnasium	134,500			134,500
Roof Replacement-Lawrence	80,000			80,000
Roof Replacement-SW Adams	141,900			141,900
Roof Replacement/Academic Bldg	255,000			255,000
Roof Replacement/Library	215,000			215,000
Sidewalk Replacement		123,430		123,430
Sidewalk Replacement	325,000			325,000
Test Cells	108,000			108,000
Upgrade Underground Storage Tk	243,410			243,410
Voltage Cable Replacement	151,400			151,400
Water-Fire Main Relocations	234,698			234,698
Window Frame/Panel Repairs	65,000			65,000
Sub Total	\$22,753,198	\$1,779,806	\$0	\$24,533,004

**DISTRICT #: 524**  
**COLLEGE NAME: Illinois Eastern**

ADA Compliance Alterations	71,400			71,400
Construct Microwave Tower	313,191			313,191
District Improvements		181,660		181,660
Fire Alarm/Emerg. Lghting Replc	382,000			382,000
Fumace Replacement-Frontier	84,700			84,700
HVAC Replacement-3 campuses	332,750			332,750

Illinois Community College Board  
Table V-12  
BUDGETED REVENUE FOR COMMUNITY COLLEGE CONSTRUCTION  
SINCE JANUARY 1990\*

Project Name	Local	State	Federal	Total Project Costs
<b>DISTRICT #: 52</b>				
<b>COLLEGE NAME: Illinois Eastern</b>				
HVAC Replacement-Wabash	226,200			226,200
HVAC System-Lincoln Trail	398,200			398,200
HVAC System-Wabash Valley	312,800			312,800
Lighting & Fire Alarm Upgrades	69,600			69,600
Modify Exhaust Hoods	118,244			118,244
Parking Lot Repairs		171,400		171,400
Pool Filter Replacement	33,062			33,062
Robinson Commercial Building	481,960			481,960
Roof Replacements	27,000	813,000		840,000
Sanitary Sewer-Lincoln Trail	45,496			45,496
Storm Sewer Waterway Repairs	56,856			56,856
Student Services Area Remodel		260,000		260,000
Tool & Die Shop Code Modif.	141,546			141,546
Underground Storage Tank Remov	150,000			150,000
Stage Floor Replacement		21,304		21,304
Construc. Defects/Wattleworth	615,000			615,000
Relocate Child Care Center	2,000			2,000
Ventilation Corrections	117,041			117,041
HVAC Replacement		324,450		324,450
Natatorium Roof Replacement	81,627			81,627
Stage Floor Replacement		19,159		19,159
Maintenance/Storage Shed	18,400			18,400
Remodel LRC	22,280			22,280
Sub Total	\$4,101,353	\$1,790,973	\$0	\$5,892,326
<b>DISTRICT #: 51</b>				
<b>COLLEGE NAME: Illinois Valley</b>				
ADA Modifications	150,120			150,120
ADA Modifications	180,600			180,600
ADA Phase III	220,200			220,200
Air/Moisture Infiltration	180,000			180,000
Air/Moisture Infiltration PhII	173,954			173,954
Asbestos Abatement	115,800			115,800
Asbestos Abatement	125,890			125,890
Asbestos Abatement A-301	111,200			111,200
Asbestos Abatement Bldg. G	145,200			145,200
Asbestos Removal-Science Furne	40,800			40,800
Asbestos Removal-Water Tanks	120,000			120,000
Biology Lab Utilities	28,904			28,904
Boiler C Repairs	28,220			28,220
Boiler Flue Stacks Replacement	38,958			38,958
Boiler Piping Modifications	180,000			180,000
Boiler Repairs	27,427			27,427
Cooling System Retrofit	923,500			923,500
Energy Audit and Survey	29,400			29,400
Energy Conservation/Retrofit	257,000			257,000
Erosion Control (S.W. Slope)	172,248			172,248
Exhaust Fans/Art Room	5,036	14,384		19,420
Fire Door Controls	30,000			30,000
Fluorescent Lighting Modific.	119,400			119,400
Furnace Replacement	48,600			48,600

Illinois Community College Board  
Table V-12  
BUDGETED REVENUE FOR COMMUNITY COLLEGE CONSTRUCTION  
SINCE JANUARY 1990\*

Project Name	Local	State	Federal	Total Project Costs
<b>DISTRICT #: 513</b>				
<b>COLLEGE NAME: Illinois Valley</b>				
HVAC Upgrade-Computer Room	50,000			50,000
Hazardous Floor Replacement	56,723			56,723
Hazardous Walk Replacement	40,780	45,816		86,596
Maintenance Room Ventilation		18,800		18,800
Modify Elevators	121,211			121,211
Plumbing Code Compliance	30,250			30,250
Repair Parking Lot #5	24,522	63,420		87,942
Repair Parking Lots		44,620		44,620
Repave Parking Lot # 1		203,400		203,400
Replace Hazardous Floor	60,794	0		60,794
Replace Water Main	78,860			78,860
Reroofing Auto Ag Facility	130,725			130,725
Road Subsurface Erosion	50,301			50,301
Roadway & Parking Lot		64,136		64,136
Roof Replacement	51,450			51,450
Roof Replacement	220,000			220,000
Roof Replacement Gym	30,142			30,142
Security Lighting	158,970			158,970
Security Lighting-Ph. II	160,320			160,320
Sewer Line Hookup	84,000			84,000
Sidewalk Replacement		47,300		47,300
Sidewalk Replacement Ph II		60,200		60,200
Sidewalk Replacements	286,318			286,318
Water Pipe Replacement	220,000			220,000
Water Suppression Line Repair-Blding G	60,000			60,000
Sub Total	\$5,367,823	\$562,076	\$0	\$5,929,899
<b>DISTRICT #: 525</b>				
<b>COLLEGE NAME: Joliet</b>				
ADA Compliance	287,980			287,980
Bldg. D Roof Replacement		98,222		98,222
Bleachers/Gym Floor Repairs	111,345			111,345
Business/Tech Center	2,450,291	6,992,509		9,442,800
Cooling Tower Replacements	372,219			372,219
Electrical Sys Renov CC Campus	238,454			238,454
Emergency Telephones	66,286			66,286
Emergency Telephones Phase II	82,300			82,300
Emergency Warning System Upgr	27,000			27,000
Exterior Moisture Repairs	521,000			521,000
Exterior Stair Renn. Center	72,315			72,315
HVAC Upgrades	693,895			693,895
Install Cogeneration System	949,000			949,000
Install Fire Alarm System	75,500			75,500
New Roofing Building E	211,800			211,800
North Campus Site	4,665,650			4,665,650
Parking Lot Lighting Upgrade	95,900			95,900
Parking Lot Restoration		210,061		210,061
Parking Lot and Roadway Repair	21,067	121,073		142,140
Remove Asbestos Flooring	88,300			88,300
Repair Parking Lots		132,108		132,108
Repair Sanitary Sewer System	328,500			328,500

Illinois Community College Board  
Table V-12  
BUDGETED REVENUE FOR COMMUNITY COLLEGE CONSTRUCTION  
SINCE JANUARY 1990\*

Project Name	Local	State	Federal	Total Project Costs
<b>DISTRICT #: 52f</b>				
<b>COLLEGE NAME: Joliet</b>				
Restroom Accessibility Project	45,720			45,720
Resurface Tennis Courts	81,400			81,400
Roof Replacement	325,475			325,475
Roof Replacement Bldg G	145,200			145,200
Roof Replacement Bldgs A,B,C	285,000			285,000
Roof Replacement CC Hi-Rise	110,640			110,640
Roof Work Renn. Center	100,100			100,100
Student Activities Center	338,000			338,000
Water Seepage - Roof	213,400			213,400
Sub Total	\$13,003,737	\$7,553,973	\$0	\$20,557,710
<b>DISTRICT #: 52c</b>				
<b>COLLEGE NAME: Kankakee</b>				
Campus Facilities Renovation	174,959	170,441		345,400
Classroom Addition	3,268,500			3,268,500
Modify Heating System	13,892	46,079		59,971
Repair Chimney Flue		43,513		43,513
Retube Boilers		39,800		39,800
Roadway Lighting	20,865	38,100		58,965
Update Fire Alarm System		64,505		64,505
West Campus Renovation	158,880	51,120		210,000
Sub Total	\$3,637,096	\$453,558	\$0	\$4,090,654
<b>DISTRICT #: 501</b>				
<b>COLLEGE NAME: Kaskaskia</b>				
ADA Elevator Improvements	44,000			44,000
ADA Fire Alarm Upgrade	246,000			246,000
ADA Restroom Alterations	61,430			61,430
ADA Restroom Remodeling	110,700			110,700
ADA Seating Modifications	162,140			162,140
ADA-Door Operators	39,240			39,240
Alt. to Bldgs. C,D,E,&F	780,000			780,000
Asbestos Abatement	26,800			26,800
Boiler Repairs		88,800		88,800
Career Center Renovations	109,050			109,050
Drainage Improvements -Drive North of Gym	95,000			95,000
Fuel Tank Modif.and Drainage Improvements	71,600			71,600
HVAC Alterations Library	85,000			85,000
Hazardous Stair Treads/Rails	34,505			34,505
Lighting Code Corrections	243,500			243,500
Moisture Protection ST Blding	81,893			81,893
Pedestrian Bridge Repair	28,000			28,000
Renovation Harry Crisp Ctr.	620,000			620,000
Replace Roof-Gym & Science		51,797		51,797
Roof Replacement-Various Bldgs	140,000			140,000
Roofing Replacement		170,228		170,228
Safety Lighting/East Parking	91,500			91,500
Security/ADA Access Upgrades	289,000			289,000

Illinois Community College Board  
Table V-12  
BUDGETED REVENUE FOR COMMUNITY COLLEGE CONSTRUCTION  
SINCE JANUARY 1990\*

Project Name	Local	State	Federal	Total Project Costs
<b>DISTRICT #: 501</b>				
<b>COLLEGE NAME: Kaskaskia</b>				
Sidewalk and Ramp Replacement	48,788			48,788
Sub Total	\$3,408,146	\$310,825	\$0	\$3,718,971
<b>DISTRICT #: 522</b>				
<b>COLLEGE NAME: Kishwaukee</b>				
ADA Walk & Egress Repairs	65,119			65,119
Accessibility Phase II	113,900			113,900
Building Integrity Upgrade	34,026			34,026
Construction Defects		125,000		125,000
Cooling Tower Repairs	170,130			170,130
Drainage Improvements	52,650			52,650
Emergency Pump Repair	40,000			40,000
Greenhouse Addition	31,500			31,500
Handicapped Accessibility	55,320			55,320
Hazardous Drive Repair	180,616			180,616
LRC HVAC System	133,780			133,780
Library Expansion	361,992	1,452,000		1,813,992
Parking Lot Lighting	2,584	48,107		50,691
Phase IV Addition and Const.	9,989,400			9,989,400
Physical Ed Facility Code Comp	148,879			148,879
Repair Bleachers		13,200		13,200
Repair Roof Boiler Room		15,000		15,000
Resurface Tennis Courts		32,000		32,000
Resurfacing of South Lot		179,835		179,835
Roof Replacement	382,005			382,005
Roof Replacement-NB	129,470			129,470
Structural Integrity & ADA	245,490			245,490
Water Penetration	279,197			279,197
Wellhouse Code Corrections	47,425			47,425
Sub Total	\$12,463,483	\$1,865,142	\$0	\$14,328,625
<b>DISTRICT #: 532</b>				
<b>COLLEGE NAME: Lake County</b>				
AC Epmt-Information Systems	74,800			74,800
ADA Compliance	345,000			345,000
ADA Improvements - SLEC	174,990			174,990
ADA Renovations	273,500			273,500
Access Road & Parking		212,422		212,422
Accessible Entrances	30,900			30,900
Asbestos Survey	32,400			32,400
Chemistry Lab Alterations	142,500			142,500
Chiller Conversion	103,200			103,200
Drainage Repairs	332,000			332,000
Electrical Modifications	26,700			26,700
Employment and Training Center	2,767,720			2,767,720
Energy Efficient Lighting	25,500			25,500
Fire Alarm & System Auto.	686,600			686,600
Fire Alarm System Repairs	626,400			626,400

Illinois Community College Board  
 Table V-12  
 BUDGETED REVENUE FOR COMMUNITY COLLEGE CONSTRUCTION  
 SINCE JANUARY 1990\*

Project Name	Local	State	Federal	Total Project Costs
<b>DISTRICT #: 532</b>				
<b>COLLEGE NAME: Lake County</b>				
Fume Hood Reinstallation	114,000			114,000
Generator/UPS Electrical Upgrades	230,400			230,400
Gym Lighting Retrofit	30,000			30,000
Hazardous Pavement/Drainage	264,455			264,455
Hazardous Waste Drainage Sys.	41,400			41,400
Heating Control/Lakeshore	29,700			29,700
Heating System Repair	86,000			86,000
Horticulture Building Addition	545,757			545,757
Horticulture Ctr.Roof/Absbesto	64,740			64,740
Improve Access/Parking Lots	178,600	79,300		257,900
Install Accessible Hardward	27,400			27,400
Interior/Exterior Lighting Phl	300,000			300,000
LRC Atrium Roof Replacement	33,540			33,540
LRC Roof Replacement	450,560			450,560
Lakeshore Campus Expansion	3,250,000			3,250,000
Maintenance & Warehouse Blding	698,586			698,586
Mechanical Unit Repairs	162,000			162,000
Metal Siding Repair	32,400			32,400
Multi-Purpose/Ventilation	321,000			321,000
Multi-Use Instruc. Bldg.		11,730,400		11,730,400
Parking Lot # 2 Improvements		246,000		246,000
Parking Lot Renovation	20,080	107,820		127,900
Performing Arts Center	9,725,000			9,725,000
Perimeter Interior Walls	83,460			83,460
Remodel Chemistry Lab	59,400			59,400
Repair Exhaust Systems	82,000			82,000
Repave Parking Lot #4	2,828	107,601		110,429
Repave Parking Lot 7		106,211		106,211
Replace Fuel Storage Tanks	27,540			27,540
Replacement Wiring	130,700			130,700
Reroof Lake Shore Campus	166,300			166,300
Roof Repairs & Insulation	918,000			918,000
Sidewalk Repairs	67,700			67,700
South Campus Site Land	7,090,000			7,090,000
Southlake Educ.Ctr. Alteration	74,000	250,000		324,000
Toilet Room Accessibility	130,000			130,000
Voice Communication System	54,000			54,000
Water Main Loop Connection	43,000			43,000
<b>Sub Total</b>	<b>\$31,176,756</b>	<b>\$12,839,754</b>	<b>\$0</b>	<b>\$44,016,510</b>

**DISTRICT #: 517**  
**COLLEGE NAME: Lake Land**

ADA Accessible Study Areas	54,000			54,000
ADA Modifications	34,500			34,500
ADA Modifications-Locks-Walks	150,000			150,000
ADA Restroom	300,000			300,000
ADA Restrooms	50,000			50,000
ADA Signage	65,000			65,000
ADA/Restroom Modification	359,000			359,000
Absorption Chiller Replacement	288,000			288,000
Absorption Chiller Replacement	312,000			312,000

Illinois Community College Board  
 Table V-12  
 BUDGETED REVENUE FOR COMMUNITY COLLEGE CONSTRUCTION  
 SINCE JANUARY 1990\*

Project Name	Local	State	Federal	Total Project Costs
<b>DISTRICT #: 517</b>				
<b>COLLEGE NAME: Lake Land</b>				
Accessible Restroom Renovation	330,000			330,000
Agricultural Tech Bldg	255,000			255,000
Asbestos Encapsulation	354,983			354,983
Asbestos Encapsulation - Field House	58,595			58,595
Asbestos Survey	58,500			58,500
Brick Safety Enclosure	66,000			66,000
Campus Roadway Renovation		65,916		65,916
Campus Security Access	84,000			84,000
Center for High Ed & Tech.	751,600	1,348,400		2,100,000
Cooling Tower Repairs	63,000			63,000
Drainage Repairs	300,000			300,000
Electrical Code Corrections	289,600			289,600
Electrical Lighting Upgrade	60,000			60,000
Encapsulate Asbestos/Library	60,000			60,000
Energy Mgmt Phase II	84,764		77,762	162,526
Energy Mgmt System Phase I	191,531			191,531
Exhaust/Ventilation System in Vo-Tech Blding	75,000			75,000
Exterior Door Modifications	120,000			120,000
Exterior Door Replacements	192,000			192,000
Exterior Masonry Restoration	150,000			150,000
Exterior Moisture Protection	78,000			78,000
Exterior Security Lighting	65,000			65,000
Gas Line Replacement	78,000			78,000
HVAC Alterations Field House	36,000			36,000
Hazardous Bleacher Repair	72,000			72,000
Hazardous Sidewalk Replacement	40,000			40,000
Lighting Upgrades - Bldings(NE,NW,SW)	180,000			180,000
Natural Gas Line Replacement	52,250			52,250
Pave South Parking Lot	6,384	98,116		104,500
Renovate Board Room		27,224		27,224
Renovate Classrooms		44,651		44,651
Replace Deteriorated Sidewalks	30,000			30,000
Replace Heat Piping	180,000			180,000
Reroof Covered Walkways	180,000			180,000
Reroof Fieldhouse	300,000			300,000
Resurface Parking Lot	55,400	36,600		92,000
Roof Replacements-Admin & Student Svcs Blding	275,000			275,000
Roofing-Northwest Class. Bldg.	300,000			300,000
Security Access Road Lighting	90,000			90,000
Security Lighting Upgrade	216,000			216,000
Sidewalk Replacement	30,000			30,000
Sidewalk Replacements	30,000			30,000
Tile Replacement/Drainage Ctrl	300,000			300,000
Tuckpoint Classroom Buildings	36,000			36,000
Voc-Tech Building Roof Replacement	182,000			182,000
<b>Sub Total</b>	<b>\$7,969,107</b>	<b>\$1,620,907</b>	<b>\$77,762</b>	<b>\$9,667,776</b>

**DISTRICT #: 536**  
**COLLEGE NAME: Lewis & Clark**

ADA Work/Energy Conservation	142,520	142,520
Additional Site Lighting	33,275	33,275

Illinois Community College Board  
 Table V-12  
 BUDGETED REVENUE FOR COMMUNITY COLLEGE CONSTRUCTION  
 SINCE JANUARY 1990\*

Project Name	Local	State	Federal	Total Project Costs
<b>DISTRICT #: 536</b>				
<b>COLLEGE NAME: Lewis &amp; Clark</b>				
Allied Health Lab-Science Bld	5,611,000	6,000,000		11,611,000
Classroom/Multi-Purp. Bldg.	812,000	2,436,000		3,248,000
Gilman Hall & Music Bldg.	1,685,700	881,300		2,567,000
Handicapped Accessibility	222,100	1,300,000		1,522,100
Hatheway Hall	283,000	850,000		1,133,000
Install Fire Alarm		10,000		10,000
Main Complex Renov. Phase II	1,000,000			1,000,000
Main Complex Renovation	1,000,000	3,000,000		4,000,000
Main Complex Renovation	1,000,000			1,000,000
Modify Electrical Main Comp.		72,831		72,831
Modify Ventilation System		32,515		32,515
New Parking Lots	267,000			267,000
Relocate Chapel	2,194,500			2,194,500
Remodel Trimpe Building	800,000	2,400,000		3,200,000
Renovation Main Complex-Ph. II	931,800			931,800
Renovation for Reception Area	150,000			150,000
Repairs Hatheway/Haskell Hall		85,420		85,420
Roadway Repairs		6,528		6,528
Stage Remodeling	199,800			199,800
Two Bldgs.-Arts/Cer-Maintenanc	350,000			350,000
Sub Total	\$16,506,900	\$17,250,389	\$0	\$33,757,289

**DISTRICT #: 526**  
**COLLEGE NAME: Lincoln Land**

ADA Fire Alarm Upgrades	76,956			76,956
ADA/Elevator Update	21,400			21,400
Bleacher Repairs	74,719			74,719
Child Care Center	696,000			696,000
Chiller Replacements	850,000			850,000
Classroom Enhancement-Menard		159,018		159,018
Condensate Pan Replacements	150,000			150,000
HVAC Coil Repairs		30,000		30,000
HVAC Repairs - Logan Hall		65,000		65,000
Menard Hall Modernization		154,883		154,883
Parking Lot Overlay Phase III	2,906	63,889		66,795
Resurface Parking Lots	90,866			90,866
Roof Replacement	1,125,000			1,125,000
S.Regional Education Center	1,518,109			1,518,109
Seal, Caulk & Paint Windows	11,449	64,611		76,060
W.Regional Education Center	250,000			250,000
Sub Total	\$4,867,405	\$537,401	\$0	\$5,404,806

**DISTRICT #: 526**  
**COLLEGE NAME: Lincoln Trail**

Rooftop Units-Williams Hall	363,000			363,000
Sub Total	\$363,000	\$0	\$0	\$363,000



Illinois Community College Board  
Table V-12  
BUDGETED REVENUE FOR COMMUNITY COLLEGE CONSTRUCTION  
SINCE JANUARY 1990\*

Project Name	Local	State	Federal	Total Project Costs
<b>DISTRICT #: 530</b>				
<b>COLLEGE NAME: Logan</b>				
1997 Health/Life Safety Impr.	60,200			60,200
ADA/Environmental Improve.	121,640			121,640
Accessibility Improvements	107,000			107,000
Asbestos REmoval	2,556			2,556
Bleacher Seating Replacement	196,000			196,000
Chiller Replacements	340,870			340,870
Chiller Replacements-Boiler Rm	285,000			285,000
Classroom Addition	2,178,833	6,297,300		8,476,133
Construct Dugouts	23,563			23,563
Construct Softball Field	18,880			18,880
Elec. Code Compliance	40,000			40,000
Electrical & Plumbing Revision	150,000			150,000
Energy Conservation Measures	225,000			225,000
Exter. Wall Repairs-Phase IV		49,529		49,529
Exterior Repairs		50,587		50,587
Exterior Repairs		50,088		50,088
HVAC Code Compliance	145,000			145,000
Locker Room Addition	234,000			234,000
Microbiology Lab	105,880			105,880
Mining Tech. Bldg. Addition	163,646			163,646
New Office Building	418,100			418,100
New Parking Lot	487,000			487,000
Office/Classroom Addition	475,700			475,700
Replace Roof/Phase I Bldgs.	683,000			683,000
Roof Replacement		159,600		159,600
Sub Total	\$6,461,868	\$6,607,104	\$0	\$13,068,972
<b>DISTRICT #: 528</b>				
<b>COLLEGE NAME: McHenry</b>				
Carpet Replacement	6,485	36,015		42,500
Fire Science Training Facility	253,800			253,800
HVAC Repairs & Replacement	1,208,400			1,208,400
Library/Classroom Addition	152,000	1,324,000		1,476,000
New Classroom Bldg.	11,660,000			11,660,000
Replace Fascia and Boiler		173,850		173,850
Resurfacing Parking Lot	9,387	35,613		45,000
Roof Replacement	696,056			696,056
Site Acquisition	615,848			615,848
Technology Bldg. Phase V	7,150,000			7,150,000
Sub Total	\$21,751,976	\$1,569,478	\$0	\$23,321,454
<b>DISTRICT #: 524</b>				
<b>COLLEGE NAME: Moraine Valley</b>				
ADA Elevator	38,500			38,500
ADA Restrooms	301,000			301,000
ADA Signage	102,960			102,960
ADA Women's Locker Room	119,000			119,000
Absorption Chiller Replacement	650,000			650,000

Illinois Community College Board  
Table V-12  
BUDGETED REVENUE FOR COMMUNITY COLLEGE CONSTRUCTION  
SINCE JANUARY 1990\*

Project Name	Local	State	Federal	Total Project Costs
<b>DISTRICT #: 524</b>				
<b>COLLEGE NAME: Moraine Valley</b>				
CCT Roof Replacement	958,000			958,000
Campus Site Lighting	1,383,790			1,383,790
College Center Reroofing	155,000			155,000
Computer Center Ventilation	150,000			150,000
Correct Drainage Phase II	834,000			834,000
Energy Conservation Window	833,000			833,000
Expansion Joint Repair-Bldg L	134,000			134,000
Fine Applied Arts Phase II	16,174,100			16,174,100
Fire Alarm Replacement	391,700			391,700
Fueling System Work	50,000			50,000
HVAC System Renovation	4,249,200			4,249,200
Handicapped Ramp & Elevator	347,700			347,700
High Technology Center	6,983,700	6,983,700		13,967,400
Locker Room (Revised)&T-647	485,800			485,800
Reglazing Work	535,000			535,000
Remodel Bldgs A,b,l		2,227,500		2,227,500
Remodel Faculty/Staff Offices		127,112		127,112
Replace Roofs	695,000			695,000
Roof Replacement/A,B,Cent Pit	555,000			555,000
Skylight Replacement		113,100		113,100
South Entry Rehabilitation	52,100			52,100
Storm Water Drainage Work	1,121,000			1,121,000
Walk Replacement	207,900	113,100		321,000
Sub Total	\$37,507,450	\$9,564,512	\$0	\$47,071,962
<b>DISTRICT #: 527</b>				
<b>COLLEGE NAME: Morton</b>				
Asbestos Abatement 1989	1,379,700			1,379,700
Bldg. B - Classroom Addition		272,000		272,000
Exterior Sign Restoration		68,000		68,000
Fire Alarm System	152,660			152,660
Gym Floor Restoration	6,644	27,456		34,100
HVAC System Replacement	1,905,384			1,905,384
LRC - Circ. Desk Renovations		45,310		45,310
Land Acquisition	600,000			600,000
Main Entrance/Drive Rehab		59,516		59,516
Parking Lot Renovation		48,267		48,267
Renovate/Repair PE Bldg.	24,290	50,570		74,860
Seating Restoration		35,600		35,600
Sub Total	\$4,068,678	\$606,719	\$0	\$4,675,397
<b>DISTRICT #: 535</b>				
<b>COLLEGE NAME: Oakton</b>				
ADA Compliance	306,050			306,050
Asbestos Removal/Demolition	750,000			750,000
Baseball Facility	600,000			600,000
Career/Student Svcs Remodeling	125,000			125,000
Construct R. Harstein Campus	18,006,000			18,006,000

Illinois Community College Board  
Table V-12  
BUDGETED REVENUE FOR COMMUNITY COLLEGE CONSTRUCTION  
SINCE JANUARY 1990\*

Project Name	Local	State	Federal	Total Project Costs
<b>DISTRICT #: 53</b>				
<b>COLLEGE NAME: Oakton</b>				
Des Plaines Campus Expansion	11,292,900			11,292,900
Drainage Repairs	35,000			35,000
Fire Alarm System Upgrade	211,600			211,600
Fire Protection System	29,924			29,924
Health Services Upgrade	79,775			79,775
Joint Facility NWMC & OCC	878,000			878,000
Library/ISS/ALL Renovations	2,750,540			2,750,540
Maintenance Bldg. Addition	47,750			47,750
Parking Lot and Roadway Repair	44,062	208,438		252,500
Pavement Renovations	44,000	171,500		215,500
Removal Underground Stor. Trnk	200,000			200,000
Site Acquisition/Niles East	5,000,000			5,000,000
Stairwell Security Cameras	39,227			39,227
Telephone Caller ID System	49,900			49,900
Sub Total	\$40,489,728	\$379,938	\$0	\$40,869,666

<b>DISTRICT #: 52</b>				
<b>COLLEGE NAME: Olney Central</b>				
Parking Lot Expansion	75,000			75,000
Reroof Stair Enclosures	31,838			31,838
Rooftop Units-Wattlw. Hall/Gym	779,300			779,300
Sub Total	\$886,138	\$0	\$0	\$886,138

<b>DISTRICT #: 50</b>				
<b>COLLEGE NAME: Parkland</b>				
ADA Elevator & Restroom Renov.	310,000			310,000
Accessible Walks/Entry Rehab	111,000			111,000
Child Care Center		1,496,300		1,496,300
Classroom Addition-Child Care	405,000			405,000
Classroom Lighting Retrofit II	100,000			100,000
Condenser Replacement Phase IV	1,100,000			1,100,000
Condenser Replacement-Phase II	965,000			965,000
Drainage Improvements		99,047		99,047
Drainage/Hazardous Entry II	200,000			200,000
Educational Video Center	300,000			300,000
HVAC Replacement Phase III	905,000			905,000
HVAC-Condenser Replacement	725,000			725,000
Hazardous Lighting Replace.	555,000			555,000
Interior Lighting-Phase V	100,000			100,000
Lighting Code Corrections	200,000			200,000
Lighting Code Corrections	300,000			300,000
Lighting Improvements		99,047		99,047
Lighting Retrofit-Phase I	100,000			100,000
Natural Gas Line Replacement	240,000			240,000
Parking & Paving Renovations		166,070		166,070
Parking Lot Renovations		215,600		215,600
Renovate Vet Tech Facility		97,941		97,941
Repair Masonry Walls, Gd Rails		97,941		97,941

Illinois Community College Board  
Table V-12  
BUDGETED REVENUE FOR COMMUNITY COLLEGE CONSTRUCTION  
SINCE JANUARY 1990\*

Project Name	Local	State	Federal	Total Project Costs
<b>DISTRICT #: 505</b>				
<b>COLLEGE NAME: Parkland</b>				
Roof Replacement	400,000			400,000
Safety Lighting Upgrade	555,000			555,000
West Entrance Road	250,000			250,000
Sub Total	\$7,821,000	\$2,271,946	\$0	\$10,092,946
<b>DISTRICT #: 515</b>				
<b>COLLEGE NAME: Prairie State</b>				
Accessible Parking Area	27,000			27,000
Accessible Restrooms	81,600			81,600
Admissions&Records Renovation	136,457	170,143		306,600
Atrium Safety Alterations	98,400			98,400
Building Masonry Restoration	82,350	67,464		149,814
Construct Parking Lot	945,000			945,000
Drainage Corrections Bldg.	151,200			151,200
Emergency Electrical Gener.	425,100			425,100
Emergency Gas Line Repair	31,000			31,000
Exterior Security Lighting	222,335			222,335
HVAC Rehab Building	231,300			231,300
HVAC/Electrical Rehabilitation	138,000			138,000
Handicapped Elevator	108,000			108,000
Improve Entrance Accessibility	409,200			409,200
LRC Addition/Remodeling	1,466,600	6,397,400		7,864,000
LRC Code Corrections	112,700			112,700
Land Acquisition (4.77 acres)	114,614			114,614
Masonry Repairs Phase II	95,000			95,000
Mechanical Systems Replacement	4,121,110			4,121,110
Natural Gas Pipe Replacement	78,100			78,100
Renovate Fitness Center	208,000			208,000
Renovate Multi-purpose Room		191,737		191,737
Replace Roofs	882,000			882,000
Sidewalk Replacement	102,842			102,842
Theater Alterations	92,043			92,043
Sub Total	\$10,359,951	\$6,826,744	\$0	\$17,186,695
<b>DISTRICT #: 521</b>				
<b>COLLEGE NAME: Rend Lake</b>				
ADA Elevator Repairs	38,720			38,720
ADA Renovations	90,660			90,660
Accessibility Alterations	91,138			91,138
Addition Vo Tech Bldg. I	250,000			250,000
Addition to Vo Tech Bldg	950,000			950,000
Addition/Vo Tech Bldg. II	150,000			150,000
Aquatics/Rehab Center	600,000	1,800,000		2,400,000
Bleacher Repairs	104,135			104,135
Boiler Room Controls	37,755			37,755
Chilled Water Loop System	487,600			487,600
Code Compliance-Theater	125,241			125,241
Code Corrections IT Bldg.	207,870			207,870

Illinois Community College Board  
Table V-12  
BUDGETED REVENUE FOR COMMUNITY COLLEGE CONSTRUCTION  
SINCE JANUARY 1990\*

Project Name	Local	State	Federal	Total Project Costs
<b>DISTRICT #: 521</b>				
<b>COLLEGE NAME: Rend Lake</b>				
Computer Class Remodeling	33,600			33,600
Cooling Tower Replacement	133,403			133,403
Drainage Alteration & Repair	349,912			349,912
Drainage Improvements-Parking	426,000			426,000
Emergency Generator Equipment	76,684			76,684
Emergency Generator Replace.	164,800			164,800
Fire Alarm Repairs	65,450			65,450
Fire Safety Alterations	87,613			87,613
Hazardous Sidewalk Replacement	59,312			59,312
Hazardous Sidewalk Replacement	33,880			33,880
Interior Lighting Upgrade	70,500			70,500
LRC Elevator Renovation	31,765			31,765
Lighting Upgrade/Engy. Cons.	39,323			39,323
Maintenance Lot Drainage Imprv	76,953			76,953
Natural Gas Line Replacement	76,910			76,910
North Chiller Replacement	227,500			227,500
Paint Booth Ventilation	36,862			36,862
Plumbing System Renovations Phase I	450,000			450,000
Plumbing System Repairs	438,745			438,745
RLC Children's Center	400,000			400,000
Remodel Mining Building	50,000			50,000
Remodeling for Intake Center	1,299,220			1,299,220
Renovate Lecture Rooms	11,719	83,091		94,810
Replace Interior Finishes		50,395		50,395
Roadway Improvements		104,441		104,441
Roof Repair	127,462			127,462
Roof Replacement	125,000	375,000		500,000
Roof Replacements/New Maint.	79,129			79,129
Science Bldg Roof Repair	20,633	51,521		72,154
Sewer Connection	96,690			96,690
Sidewalk and Masonry Improve.	86,600			86,600
Stage Curtain Replacement	34,485			34,485
Structural Repairs	95,165			95,165
Student Ctr Roof Replacement	52,100			52,100
Underground Storage Tank Alt.	26,445			26,445
Ventilation Alterations	163,429			163,429
Vocational Roof Repair	77,000			77,000
Water System Upgrade-Stu Ctr.	34,450			34,450
<b>Sub Total</b>	<b>\$8,791,858</b>	<b>\$2,464,448</b>	<b>\$0</b>	<b>\$11,256,306</b>

**DISTRICT #: 537**

**COLLEGE NAME: Richland**

ADA Compliance	30,324			30,324
Construct Greenhouse	100,000			100,000
Exterior Canopies Air Infil.		171,100		171,100
HVAC Modification		4,405		4,405
Maintenance/Storage Building	215,139	645,417		860,556
Modify Facilities	30,367			30,367
Parking Lot Completion	107,000			107,000
Renovate Mechanical Room		15,500		15,500
Renovate Southeast Center		11,000		11,000

Illinois Community College Board  
Table V-12  
BUDGETED REVENUE FOR COMMUNITY COLLEGE CONSTRUCTION  
SINCE JANUARY 1990\*

Project Name	Local	State	Federal	Total Project Costs
<b>DISTRICT #: 537</b>				
<b>COLLEGE NAME: Richland</b>				
Shilling Center	1,403,825	4,211,475		5,615,300
Sub Total	\$1,886,655	\$5,058,897	\$0	\$6,945,552
<b>DISTRICT #: 511</b>				
<b>COLLEGE NAME: Rock Valley</b>				
ADA Modifications	64,900			64,900
ADA Renovations-Restrooms	118,000			118,000
ADA Transition Plan Compliance	179,360			179,360
ADA Walkway Compliance	177,800			177,800
Accessibility	105,728			105,728
Accessibility	94,400			94,400
Accessible Restroom Modif.	31,506			31,506
Asbestos Abatement	85,665			85,665
Asbestos Abatement Access Door	194,920			194,920
Asbestos Abatement-CR Blding 1	306,800			306,800
Asbestos Removal	51,254			51,254
Bleacher Repairs/Replacement	224,200			224,200
Emergency Phone System	56,640			56,640
Energy Conservation Projects	295,000			295,000
Exterior Door Replacements	84,960			84,960
Exterior Lighting Renovations	47,200			47,200
Exterior Roofing/Sealants	467,200			467,200
Fire Alarm Installation	53,100			53,100
Fire Alarm Renovation	29,500			29,500
Fire Alarm System	38,902			38,902
Fire Alarm Update	265,500			265,500
Handicapped Accessibility	119,879			119,879
Handicapped Accessibility	73,039			73,039
Handicapped Accessibility	270,220	94,400		384,620
Hangar Door Replacement	106,200			106,200
Hazardous Bleacher Repair	531,000			531,000
Hazardous Lighting System	44,840			44,840
Indoor Air Quality Renovations	64,900			64,900
Install Accessible Hardward	169,920			169,920
Install Emgy. Warning System	25,020			25,020
Interior Guardrail Renovations	118,000			118,000
Lighting Efficiency Renovation	213,010			213,010
Lighting Fixture Retrofits	182,900			182,900
Moisture Protection	83,780			83,780
Moisture Protection-Doors	138,060			138,060
Moisture Protection/Windows	389,400			389,400
Parking Lot #3 Renovation		328,300		328,300
Parking Lot Lighting	214,946			214,946
Purchase Career Development Academy	200,000			200,000
Remodel Bldgs ABCF & G	89,650			89,650
Remodel Bldgs. B & F	249,220			249,220
Remodeling Technology Center	133,500			133,500
Remov Deteriorated Asbestos	92,790			92,790
Remove Underground Tank	106,200			106,200
Renovate Bookstore	96,800			96,800
Renovate Elec. Distr. System	148,680			148,680

Illinois Community College Board  
 Table V-12  
 BUDGETED REVENUE FOR COMMUNITY COLLEGE CONSTRUCTION  
 SINCE JANUARY 1990\*

Project Name	Local	State	Federal	Total Project Costs
<b>DISTRICT #: 511</b>				
<b>COLLEGE NAME: Rock Valley</b>				
Renovate Entrance Roadway		100,197		100,197
Renovation/Expan. Parking Lot	8,343	371,828		380,171
Repair ERC Entrance Stairs	47,200			47,200
Repair Office	42,650			42,650
Repair Structural Leaks	53,100			53,100
Repair and Replace Walks	112,100			112,100
Replace Hangar Door	35,400			35,400
Replace Roof	165,200			165,200
Retrofit Windows	810,660			810,660
Roof Modifications	64,900			64,900
Roof Replacement	237,350			237,350
Roof Replacement - 4 Buildings	328,040			328,040
Roof Replacement-Shingle Doors	466,100			466,100
Safety Lighting, Lots 7 & 8	135,700			135,700
Science Lab Code Alterations	743,400			743,400
Stone Bridge Repairs	53,100			53,100
Structural Repair-Wood Bridge	81,420			81,420
Theater Storage Facility	57,947			57,947
Underground Piping Replacement	1,098,400			1,098,400
Underground Tank Replacement	76,000			76,000
Upgrade EMS/Chilled Water	295,000			295,000
Walkway Lighting	33,795			33,795
<b>Sub Total</b>	<b>\$11,780,294</b>	<b>\$894,725</b>	<b>\$0</b>	<b>\$12,675,019</b>

**DISTRICT #: 511**  
**COLLEGE NAME: Sandburg**

ADA Accessibility Improvements	181,720			181,720
ADA Compliance Modifications	163,595			163,595
ADA Compliance Work	567,705			567,705
ADA Library Renovations	483,090			483,090
Branch Campus-Carthage,IL	1,208,600			1,208,600
Building B Roof Replacements	170,449			170,449
Building C Roof Replacements	198,380			198,380
Building D Roof Replacements	70,316			70,316
Building E Roof Replacements	253,977			253,977
Building F Roof Replacements	225,349			225,349
Carthage Land Purchase	42,000			42,000
Carthage Technology Center	768,000			768,000
Energy Conservation	274,825			274,825
Energy Conservation Improve.	108,170			108,170
Energy Conservation Measures	166,540			166,540
Energy Conservation/HVAC Repairs	388,491			388,491
Gym Floor Replacement		27,600		27,600
HVAC Repairs	217,618			217,618
Parking Lot Paving	243,081			243,081
Parking Lot Restoration		35,150		35,150
Replace Hazardous Walks	37,580			37,580
Replace Roofs & Flashing	154,600			154,600
Roadway/Parking-Inc. '90 \$		112,712		112,712
Security Lighting	101,494			101,494
Security Lighting Rehab	67,804			67,804

Illinois Community College Board  
Table V-12  
BUDGETED REVENUE FOR COMMUNITY COLLEGE CONSTRUCTION  
SINCE JANUARY 1990\*

Project Name	Local	State	Federal	Total Project Costs
<b>DISTRICT #: 518</b>				
<b>COLLEGE NAME: Sandburg</b>				
Underground Storage Tank	68,677			68,677
Water Circulation/Heating Sys.	56,360			56,360
Sub Total	\$6,218,401	\$175,462	\$0	\$6,393,863
<b>DISTRICT #: 506</b>				
<b>COLLEGE NAME: Sauk Valley</b>				
Asbestos Abatement	56,000			56,000
Asbestos Abatement	200,000			200,000
Asbestos Study & Mgmt. Plan	28,000			28,000
Bleacher Replacement/Repairs	152,686			152,686
Boiler Repairs	72,700			72,700
Boiler Repairs	36,600			36,600
Construct Restroom Facility	54,898			54,898
Cooling Tower Repairs	140,000			140,000
Elevator Access. Modification	108,974			108,974
Energy Conservation Measures	980,460			980,460
Exterior Lighting Safety Rep.	417,064			417,064
Fire Safety Valves	41,030			41,030
Fitness Center	67,000			67,000
Kitchen Ventilation Modif.	79,685			79,685
Lighting Repairs	37,012			37,012
Mall Area Lighting Upgrade	375,202			375,202
Park. Area & Roadway Sealing	36,176	165,278		201,454
Parking Lot Repairs	19,639	83,572		103,211
Replace Fire Alarm System	375,417			375,417
Replace Fire Exit Signage	31,185			31,185
Reroof College Phase II	342,000			342,000
Reroofing Phase III	332,000			332,000
Retaining Wall Renovations	51,128			51,128
Roof Replacement	40,889			40,889
Roofing Repairs	133,300			133,300
Steam Coil Replacement	222,750			222,750
Walkway Lighting Repairs	26,861			26,861
Waste Water Treatment	156,000			156,000
Well House Roof Membrane	40,960			40,960
Sub Total	\$4,655,616	\$248,850	\$0	\$4,904,466
<b>DISTRICT #: 531</b>				
<b>COLLEGE NAME: Shawnee</b>				
Campus Drive Improvements	2,509	21,280		23,789
Campus Parking/Drive Improve.	2,509	21,280		23,789
New Guard & Hand Rails	47,825			47,825
Resurf. Park Lot - Phase II		17,543		17,543
Resurf. Park. Lot-90&91 R&R		42,691		42,691
Roadway Resurfacing	5,330	16,300		21,630
Roof Replacement Bldings H & I	612,800			612,800
Sub Total	\$670,973	\$119,094	\$0	\$790,067



Illinois Community College Board  
Table V-12  
BUDGETED REVENUE FOR COMMUNITY COLLEGE CONSTRUCTION  
SINCE JANUARY 1990\*

Project Name	Local	State	Federal	Total Project Costs
<b>DISTRICT #: 51C</b>				
<b>COLLEGE NAME: South Suburban</b>				
A/C Alterations	120,000			120,000
Access. Improvements/Western	58,400			58,400
Accessible Restrooms	186,000			186,000
Acoustical Improvements		35,853		35,853
Acoustical Treatment-FY95		102,820		102,820
Acoustical Treatment-Phase II		78,100		78,100
Add'l Acoustical Treatment		102,820		102,820
Art Lab/Studio Upgrades	252,000			252,000
Boiler Replacement	274,800			274,800
Carpet Replacement		64,084		64,084
Carpet Replacement		30,666		30,666
Carpet Replacement Phase I	108,000			108,000
Carpet Replacement Phase II	175,000			175,000
Ceiling Repair		25,830		25,830
Chem Lab Safety Alterations	200,000			200,000
Class Acoustical Treatment		43,481		43,481
Classroom Lighting Sensors	51,129		32,721	83,850
Construct Maint/Storage Bldg	265,493			265,493
Construct New Roadway	128,048			128,048
Cooling Tower Repairs	34,800			34,800
Drainage Improvements-PH II	112,571			112,571
Electrical Panel Replacement	26,000			26,000
Electrically Operated Doors	87,106			87,106
Emergency/Lighting/Generator	333,098			333,098
Exterior Security Lighting	199,000			199,000
Fire Prot. System Renovation	25,200			25,200
General Handicapped Access	238,096			238,096
Gym Floor Repair		50,922		50,922
HVAC Modifications	594,288			594,288
HVAC Renovation-Phase 4	750,000			750,000
HVAC Renovation/Fieldhouse	28,980			28,980
HVAC Renovation/Phase I	397,200			397,200
Handicapped Elevators	231,000			231,000
Install Accessible Hardware	138,000			138,000
Install Accessible Restrooms	120,000			120,000
Install Entry Vestibule	58,860			58,860
Paint Interior Fieldhouse		30,500		30,500
Rehabilitate Counseling Area	27,500			27,500
Rehabilitate Stair Tread	117,020			117,020
Renovate Conference Center		786,600		786,600
Renovate Field House Ceiling	30,960			30,960
Renovate Field House Walk	574	32,324		32,898
Repair Fan Room Walls	60,000			60,000
Repair HVAC System	368,000			368,000
Repair of HVAC/Phase III	749,200			749,200
Replace Exterior Doors	67,200			67,200
Replace Hazardous Walks	46,850			46,850
Replace Rooftop Units	159,600			159,600
Roof Renovation-Phase I	60,000			60,000
Roof Replacement	197,100			197,100
Roof Replacement/Elevator Monitor	63,000			63,000
Roofing Projects/College Ctr.	192,000			192,000
Science Lab Code Corrections	100,000			100,000
Science Lab Safety Reconstruc.	100,000			100,000

Illinois Community College Board  
 Table V-12  
 BUDGETED REVENUE FOR COMMUNITY COLLEGE CONSTRUCTION  
 SINCE JANUARY 1990\*

Project Name	Local	State	Federal	Total Project Costs
<b>DISTRICT #: 51C</b>				
<b>COLLEGE NAME: South Suburban</b>				
Security Lighting	60,000			60,000
Security Lighting Phase II	81,300			81,300
Security System Upgrade	87,393			87,393
Storm Water Drainage Replace.	348,000			348,000
Structural Concrete Repairs	47,210			47,210
Variable Air Volume System	295,450			295,450
Water Main Replacement	420,000			420,000
Waterproof/Caulking	116,142			116,142
Western Enrollment Center		1,504,000		1,504,000
Sub Total	\$8,987,568	\$2,888,000	\$32,721	\$11,908,289
<b>DISTRICT #: 53C</b>				
<b>COLLEGE NAME: Southeastern</b>				
ADA Renovations	741,000			741,000
Bldgs & Grounds Rehab.	1,212	37,688		38,900
Construct Parking Lot	110,000			110,000
Construction Defect-Ventilating		750,000		750,000
Humanities/Admin Bldg.	1,583,000	7,257,500		8,840,500
Replace Roof Technicl Bldg.	67,889	107,111		175,000
Roofing Project Bldgs A,B,C	559,000			559,000
Sub Total	\$3,062,101	\$8,152,299	\$0	\$11,214,400
<b>DISTRICT #: 52C</b>				
<b>COLLEGE NAME: Southwestern</b>				
8.6 Acre Land Acquisition	68,800			68,800
ADA Access-Granite City	67,200			67,200
ADA Accessibility	117,600			117,600
Accessibility Modifications	102,200			102,200
Accessibility Renovations	789,000			789,000
Asbestos Abatement-Granite Cty	184,250			184,250
Aviation Maint. Train. Fac.	265,750			265,750
Cafeteria Expansion	181,000			181,000
Campus Storage Renovation	164,869	93,866		258,735
Classroom Fire Protection-GCC	138,000			138,000
Electrical Code Compliance	34,150			34,150
Energy Cons/Elec. Retrofit	36,960			36,960
Energy Conservation	95,750			95,750
Energy Conservation	25,200			25,200
Energy Conservation Measures	668,600			668,600
Energy Conservation PSOP	25,750			25,750
Energy Conservation-Belleville	61,150			61,150
Energy Conservation-Belleville	89,600			89,600
Energy Conservation-Granite	330,950			330,950
Exterior Lighting Code Corr.	80,000			80,000
Fire Protection Renov.	47,600			47,600
Fire Protection Renovation	82,040			82,040
Fire Protection Renovations	56,000			56,000
Granite City-light replacemnts	128,000			128,000

Illinois Community College Board  
Table V-12  
BUDGETED REVENUE FOR COMMUNITY COLLEGE CONSTRUCTION  
SINCE JANUARY 1990\*

Project Name	Local	State	Federal	Total Project Costs
<b>DISTRICT #: 522</b>				
<b>COLLEGE NAME: Southwestern</b>				
HVAC Retrofit-Phase II	353,360			353,360
Hazardous Materials Storage	130,000			130,000
Land Acquisition - Belleville	210,042			210,042
Mechanical Renovations	100,800			100,800
Mechanical Renovations-Belle.	28,750			28,750
Mechanical Renovations-Red Bud	78,000			78,000
Mechanical System Renov.	429,650			429,650
Mechanicals-Granite City	253,000			253,000
Mechn. System Renovation	589,120			589,120
Mechanical Renovations-Grante	145,600			145,600
Modular Classroom Units	584,170			584,170
Moisture Protection-Roof Repl	30,000			30,000
Moisture Protection-Window Rep	28,000			28,000
Pipe Arch Culvert Replacement	66,000			66,000
Plumbing Renov-Granite City	100,800			100,800
Remodel Vo-Tech Center	752,100	2,256,400		3,008,500
Roofing & Moisture Problems	47,040			47,040
Roofing System Repairs	283,440			283,440
Structural Integrity-BAC/RB	215,500			215,500
Student Services Renovation	242,179	94,926		337,105
Water Piping-Code Corrections	153,400			153,400
<b>Sub Total</b>	<b>\$8,661,370</b>	<b>\$2,445,192</b>	<b>\$0</b>	<b>\$11,106,562</b>

**DISTRICT #: 534**  
**COLLEGE NAME: Spoon River**

ADA Repairs	29,500			29,500
ADA Work	78,250			78,250
Drainage & Paving Repairs	43,981	99,019		143,000
Fire System Corrections	26,000			26,000
Install Fire Protection System	120,322			120,322
Macomb Renovation	181,000			181,000
Macomb Renovations Phase III	324,000			324,000
Miscellaneous Safety Project	82,539			82,539
Moisture Prot/Windows/Stairs	225,000			225,000
PHS Improvements	179,750			179,750
Paint Booth Renovation	1,000	55,500		56,500
Pavement Renovation	12,000	60,000		72,000
Remodel Macomb Center		507,500		507,500
Replace Exhaust System		79,192		79,192
Replace Roofs/Canton Campus		703,600		703,600
Roof Replacement Centers	234,146			234,146
Stair Replacement/Enclosure	233,400			233,400
Structural Repairs- Elevated Walkways		44,290		44,290
Underground Storage Tank Rem.	65,000			65,000
Vo Tech Lighting		41,455		41,455
<b>Sub Total</b>	<b>\$1,835,888</b>	<b>\$1,590,556</b>	<b>\$0</b>	<b>\$3,426,444</b>

Illinois Community College Board  
Table V-12  
BUDGETED REVENUE FOR COMMUNITY COLLEGE CONSTRUCTION  
SINCE JANUARY 1990\*

Project Name	Local	State	Federal	Total Project Costs
<b>DISTRICT #: 601</b>				
<b>COLLEGE NAME: State Comm. College</b>				
Carpet Replacement		29,905		29,905
Parking & Site Improvements		250,000		250,000
Remodel Child Care Center		85,000		85,000
Remodel Library		91,400		91,400
Skills Center/Roofing		250,000		250,000
Sub Total	\$0	\$706,305	\$0	\$706,305
<b>DISTRICT #: 504</b>				
<b>COLLEGE NAME: Triton</b>				
Accessibility Improvements	88,600			88,600
Accessibility/Bldgs. J&P	55,000			55,000
Asbestos Abatement	88,100			88,100
Asphalt Sidewalk Replacement	49,000			49,000
Bookstore Addition	680,000			680,000
Burton Theatre Renovations				0
Campus Drainage	495,708			495,708
Campus Drainage-Phase III	464,100			464,100
Campus Handrail Replacement	226,663			226,663
Chiller Replacement		75,000		75,000
Chiller Replacement	277,000			277,000
Code Compliance/Hispanic Ctr.	120,761			120,761
Code Corrections Pool	107,800			107,800
College Center Rehab/Phase III		130,000		130,000
College Center Renovations		171,781		171,781
Construction Defects		6,800,000		6,800,000
Construction Defects	18,389	1,773,206		1,791,595
Dental Lab Renovations	105,270			105,270
Drainage & Pedestrian Safety	464,965			464,965
Drainage Repairs	56,300			56,300
Electrical Renov.-J,T,B,H	330,870			330,870
Elevator ADA Compliance	175,000			175,000
Extend Security & Fire Alarm	60,000			60,000
Exterior Painting-Three Bldgs		35,000		35,000
HVAC 4 Bldgs.	283,140			283,140
HVAC System 3 Bldgs.	1,446,745			1,446,745
Handicapped Elevator	222,338			222,338
Handrail Replacement-LRC Bldg.	48,600			48,600
Hazardous Material Storage	65,000			65,000
Hazardous Walk Replacement	69,700			69,700
Industrial Careers Roof Rehabilitation	151,800			151,800
Install Auto Door Operators	78,360			78,360
LRC Addition	400,000	1,200,000		1,600,000
LRC Roof Repairs	244,000			244,000
Natorium Dehumidification	50,000			50,000
Palmer Street Building	208,333	1,250,000		1,458,333
Parking Lot & Roadways	222,338			222,338
Parking Lot Rehab		95,500		95,500
Parking Lot Resurfacing		161,690		161,690
Plumbing Replace-Bldgs T C & J	330,600			330,600
Renovation/College Center	34,882	167,418		202,300
Repair Fire Alarm System	372,511			372,511

Illinois Community College Board  
 Table V-12  
 BUDGETED REVENUE FOR COMMUNITY COLLEGE CONSTRUCTION  
 SINCE JANUARY 1990\*

Project Name	Local	State	Federal	Total Project Costs
<b>DISTRICT #: 504</b>				
<b>COLLEGE NAME: Triton</b>				
Repairs/Health Building	43,197			43,197
Replace Tech. Bldg Chiller	185,000			185,000
Replacement of Chillers	273,000			273,000
Resurface Parking Lot		126,800		126,800
Roof Replace-Bookstore & J Bld	169,000			169,000
Roof Replacement	367,660			367,660
Roof Replacement	114,325			114,325
Roof Replacement-AT&P Bldgs.	390,600			390,600
Roof Replacement-Ceman Ctr.	107,520			107,520
Roof Replacement-Collins Ctr.	604,800			604,800
Roof Replacement-R.Collins Ctr	600,000			600,000
Roof Replacement/Conn. Links	95,840			95,840
Roof Replacement/Stadium &	87,500			87,500
Safety Measures	170,000			170,000
Science Lab Renovations	350,477			350,477
Security Lighting Replacement	43,800			43,800
Security Measures	91,000			91,000
Security Site Lighting	243,800			243,800
Shower Room Accessibility	73,500			73,500
Storm Sewer Manhole Replacements-West Lot	45,000			45,000
Technology Building Roof Repl	215,000			215,000
Tuckpointing	102,600			102,600
Underground Stor. Tank Survey	25,500			25,500
Underground Storage Tank Remov	61,607			61,607
Unit Heater Replacement	47,500			47,500
Utility Tunnel Repair	25,700			25,700
Ventilating Corrections	180,000			180,000
Ventilation Corrections	359,800			359,800
Ventilation System 3 Bldgs.	804,012			804,012
Walkway Replacement	227,800			227,800
Walkway/Safety Lighting	625,800			625,800
Water Tower Repairs	140,100			140,100
West Campus Cable Replacement	354,500			354,500
Sub Total	\$15,317,811	\$11,986,395	\$0	\$27,304,206

**DISTRICT #: 526**  
**COLLEGE NAME: Wabash Valley**

AA/Machine Shop Parking	10,000	57,400		67,400
Electrical Renovations	284,300			284,300
Gym Floor Replacement		88,962		88,962
HVAC/Dehumidification Upgrade	284,300			284,300
Machine Shop Expansion	61,200	465,000		526,200
Roof Repairs	1,188,000			1,188,000
Sub Total	\$1,827,800	\$611,362	\$0	\$2,439,162

**DISTRICT #: 516**  
**COLLEGE NAME: Waubonsee**

Asbestos Removal	50,000			50,000
------------------	--------	--	--	--------

Illinois Community College Board  
Table V-12  
BUDGETED REVENUE FOR COMMUNITY COLLEGE CONSTRUCTION  
SINCE JANUARY 1990\*

Project Name	Local	State	Federal	Total Project Costs
<b>DISTRICT #: 516</b>				
<b>COLLEGE NAME: Waubensee</b>				
Asbestos Removal Phase II	300,000			300,000
Campus Entry Roadway	150,000			150,000
Construct Classroom Bldg.				0
Construction/Lease Facilities	6,200,000			6,200,000
Domestic Water System Improvements	110,000			110,000
Energy Mgmt System	90,000			90,000
Energy Usage Study-Chiller	25,000			25,000
Exterior Doors & Windows	58,800			58,800
Exterior Lighting Upgrade		161,440		161,440
Exterior Lighting/Phase II	80,720			80,720
Exterior Waterproofing-Dickson	50,000			50,000
Gym Bleacher Replacement		108,900		108,900
Gym Floor Refinishing	24,000			24,000
Hazardous Entrance - Phase III	100,000			100,000
New Campus Entrance-Phase II	450,000			450,000
Parking Lot and Roadway Repair		49,000		49,000
Plumbing System/Sprinkler	225,000			225,000
Rekey Existing Locks	25,200			25,200
Repair Roofs	100,000			100,000
Repair Water Treat. Fac. II	275,000			275,000
Repair Water Treatment	100,000			100,000
Replace Roof Top Units	237,705			237,705
Replace Roof-Von Ohlen Hall	100,000			100,000
Reroof Collins Hall	224,000			224,000
Reroof Dickson Center	230,000			230,000
Resurface Parking Lot	2,385	76,955		79,340
Resurface Parking Lot & Sidewalks		80,516		80,516
Roof Inspection & Roofing	116,000			116,000
Southeastern Extension Center	3,990,000			3,990,000
Sprinkler/Plumbing Improvement	300,000			300,000
UST Removal/Replacement	50,000			50,000
Window Replacement		21,997		21,997
Window Replacement, Phase II		71,386		71,386
<b>Sub Total</b>	<b>\$13,663,810</b>	<b>\$570,194</b>	<b>\$0</b>	<b>\$14,234,004</b>

**DISTRICT #: 536**

**COLLEGE NAME: Wood**

ADA-Accessibility Improvement	30,585			30,585
Accessibility Compliance	26,200			26,200
Accessibility Compliance	26,620			26,620
Accessibility Improvements	25,000			25,000
Bituminous Paving, Drainage		26,300		26,300
Code Compliance	75,000			75,000
Electric Code Compliance	38,600			38,600
Electrical Emergency Light	43,600			43,600
Emergency Generation System	108,000			108,000
Emergency Response System	69,415			69,415
Erosion Control & Drainage	45,420			45,420
HVAC and Electrical Repair	73,380			73,380
Parking Lot Repair		78,908		78,908
Partial Roof Replacement	43,200			43,200

Illinois Community College Board  
Table V-12  
BUDGETED REVENUE FOR COMMUNITY COLLEGE CONSTRUCTION  
SINCE JANUARY 1990\*

Project Name	Local	State	Federal	Total Project Costs
<b>DISTRICT #: 536</b>				
<b>COLLEGE NAME: Wood</b>				
Pave Park. Lot & Install Drain		9,000		9,000
Restroom Remodeling	18,000	32,100		50,100
STC Lower Level Remodeling	245,000			245,000
STC New Parking Lot	182,000			182,000
STC Road and Parking Area	266,000			266,000
Science & Tech. Building	354,500	1,795,500		2,150,000
Site Acquisition	118,000			118,000
Site Acquisition	1,275,000			1,275,000
Site Preparation	59,424			59,424
Sub Total	\$3,122,944	\$1,941,808	\$0	\$5,064,752
<b>Grand Total</b>	<b>\$589,922,986</b>	<b>\$177,223,446</b>	<b>\$110,483</b>	<b>\$767,256,915</b>

\*This table contains only those projects completed since January 1, 1990. Projects completed prior to January 1, 1990 are listed in prior year's Data and Characteristics Book, Table V-12.

SOURCE OF DATA: ICCB Records

Illinois Community College Board  
 Table V-13  
 BUDGETED REVENUE FOR PERMANENT COMMUNITY COLLEGE FACILITIES  
 UNDER CONSTRUCTION OR PLANNED AS OF MAY 2001

<u>District #</u>	<u>District/College</u>	<u>Project Name</u>	<u>Local Funding</u>	<u>State Funding</u>	<u>Total Projected Budget</u>
50101	Kaskaskia	Learning Resource Center Renovations		772,000	772,000
50201	DuPage	Instructional Center HVAC Upgrades		2,228,000	2,228,000
50201	DuPage	Fire Alarm System Upgrade	590,407	609,593	1,200,000
50301	Black Hawk	Agriculture Education Center		825,000	825,000
50401	Triton	Liberal Arts Structural Defects	1,015,000	3,687,000	4,702,000
50401	Triton	Potable Water Distribution System Rehab	220,000	659,000	879,000
50401	Triton	Land/Building at 1708 Main St. in Melrose Park	482,000		482,000
50401	Triton	Line Bridges Asbestos Abatement	99,630		99,630
50401	Triton	Construction Defects-LRC		3,800,000	3,800,000
50501	Parkland	Classroom Instructional Support Addition	2,118,000	11,688,000	13,806,000
50501	Parkland	Agricultural Technology-Equine Facility	970,859	350,000	1,320,859
50701	Danville	Clock Tower Center-LRC Renovations		96,537	96,537
50701	Danville	Renovate Vermillion, Cannon, & Prairie Halls	3,466,000	10,399,000	13,865,000
50701	Danville	Clock Tower Center-LRC Renovations	1,124,663	0	1,124,663
50701	Danville	Clock Tower Center-Art Painting Lab	56,900	150,200	207,100
50800	Chicago-Districtwide	Remodeling for Workforce Preparation Centers	1,287,000	3,862,000	5,149,000
50801	Kennedy King	Remodel Culinary Arts Program	3,625,000	10,875,000	14,500,000
50803	CCC-Malcom X	Allied Health Remodeling	1,512,000	4,539,000	6,051,000
51001	South Suburban	ADA Restroom and Door Improvements		153,551	153,551
51001	South Suburban	Flood Water Retention		437,000	437,000
51101	Rock Valley	Arts Instructional Center		550,000	550,000
51101	Rock Valley	Theater Remodeling/Expansion	8,000,000		8,000,000
51201	Harper	Handicapped Elevator Installation-Building D		235,808	235,808
51201	Harper	Multi-Purpose Instructional Bldg./Renovations	7,372,900	7,173,200	14,546,100
51201	Harper	650 Higgins Road Purchase/Remodeling	4,000,000	1,000,000	5,000,000
51301	Illinois Valley	HVAC Air System- Bldings A,B,C	4,723,714		4,723,714
51401	Illinois Central	Manufacturing Technology Center		9,000,000	9,000,000
51401	Illinois Central	Agricultural/Industrial Technologies Addition	2,066,244		2,066,244
51401	Illinois Central	Land Lab Facility & Skilled Trades Remodeling	719,800		719,800
51501	Prairie State	Renovate Building K	381,872		381,872
51501	Prairie State	Health Education Center (see proj#0006-0396)	5,216,534		5,216,534
51501	Prairie State	Health, Fitness, Recreation Complex	9,707,000		9,707,000
51501	Prairie State	Matteson Area Center Acquisition	2,596,300		2,596,300
51501	Prairie State	Adult Train/Outreach Center(see proj#08-0198)	114,000		114,000
51601	Waubonsee	Infrastructure Upgrade		13,810,800	13,810,800
51601	Waubonsee	Site Acquisition	800,000	895,600	895,600
					800,000





Illinois Community College Board  
 Table V-13  
 BUDGETED REVENUE FOR PERMANENT COMMUNITY COLLEGE FACILITIES  
 UNDER CONSTRUCTION OR PLANNED AS OF MAY 2001

District #	District/College	Project Name	Local Funding	State Funding	Total Projected Budget
51701	Lake Land	Classroom/Administration Blding	1,778,900	5,336,800	7,115,700
51701	Lake Land	Technology Building Phase I	997,000	2,992,000	3,989,000
51701	Lake Land	College Theater ADA Renovations	72,000		72,000
51701	Lake Land	LRC Indoor Air Quality Improvements	60,000		60,000
51801	Sandburg	Computer/Student Center	1,096,000	3,708,000	4,804,000
51801	Sandburg	Center for Manufacturing Exc.	2,020,000		2,020,000
51801	Sandburg	Acquisition/Remodeling of Galesburg Building	1,755,559		1,755,559
51901	Highland	Child Care and Training Center	725,512	120,000	845,512
52001	Kankakee	Workforce Development Center	65,473	7,000,000	7,000,000
52101	Rend Lake	Plumbing and Utilities Renovation Phase II		1,546,420	1,611,893
52101	Rend Lake	Industrial Training Center-Pinckneyville		400,000	400,000
52101	Rend Lake	Remodel for Technology Training Area		255,512	288,812
52101	Rend Lake	Generator Improvements Ph.II	33,300		288,400
52201	Southwestern	Classroom Expansion-Planning	288,400		288,400
52201	Southwestern	Main Campus Expans. & Red Bud	582,300	1,746,900	2,329,200
52201	Southwestern	Main Campus & Red Bud Renovations	3,599,000	10,797,100	14,396,100
52201	Southwestern	Auto Collision Repair Tech. Training Facility	739,000	2,216,000	2,955,000
52201	Southwestern	Schmidt Art Center	290,000	870,000	1,160,000
52201	Southwestern	Parking Lot Addition	1,778,000		1,778,000
52301	Kishwaukee	Campus Building Addition/Remodeling	168,000	506,000	674,000
52301	Kishwaukee	Classroom/Bookstore Facility	20,557,370		20,557,370
52401	Moraine Valley	Vacated Space Renovations	1,272,367	8,809,200	10,081,567
52501	Joliet	Veterinary Tech./Industrial Training Facility	73,600	220,900	294,500
52501	Joliet	City Center Campus Parking Lot Acquisition	2,762,751		2,762,751
52501	Joliet	Sangamon/Menard Hall Renovations	42,000		42,000
52601	Lincoln Land	Millenium Center Conference Room Addition	904,200	3,777,700	4,681,900
52601	Lincoln Land	Cass Gymnasium Remodeling	313,000	939,000	1,252,000
52601	Lincoln Land	Millennium Center (Rural Educ. & Tech. Ctr)		300,000	300,000
52601	Lincoln Land	Litchfield Arts and Technology Center		1,500,000	1,500,000
52601	Lincoln Land	South.Educ.Facility(renumbered)		1,200,000	1,200,000
52601	Lincoln Land	Western Educ. Fac.(renumbered)	0		0
52701	Morton	East Side Site Development	0		0
52801	McHenry	Planning Classroom/Student Services Building	2,463,000	1,000,000	2,463,000
52801	McHenry	Classroom/Student Services Building	333,333	8,544,000	1,333,333
52900	Illinois Eastern	ADA Districtwide Improvements	3,181,000	157,527	11,725,000
52901	IECC-Lincoln Trail	Natorium Dehumidification and Ventilation	983		158,510
52901	IECC-Lincoln Trail	Acoustical Control/Pool Lighting	272,300		272,300
52901	IECC-Lincoln Trail		102,900		102,900



Illinois Community College Board  
 Table V-13  
 BUDGETED REVENUE FOR PERMANENT COMMUNITY COLLEGE FACILITIES  
 UNDER CONSTRUCTION OR PLANNED AS OF MAY 2001

District #	District/College	Project Name	Local Funding	State Funding	Total Projected Budget
52901	IECC-Lincoln Trail	Natorium Structural Corrections	183,100		183,100
52901	IECC-Lincoln Trail	Renovations-Fiber Optics Lab	70,000		70,000
52902	Olnay Central	Restroom Facilities-(CANCELLED)	44,100		44,100
52903	IECC-Wabash Valley	HVAC Replacement - 3 Buildings	145,200		145,200
52903	IECC-Wabash Valley	Agriculture Program Remodeling and Addition	240,064		240,064
52904	IECC-Frontier	HVAC Replacement-Richard Mason Building	453,400		453,400
52904	IECC-Frontier	Learning Resource Center		1,772,000	1,772,000
53001	Logan	Classroom Planning	136,500	409,400	545,900
53001	Logan	Classroom Additions	4,105,200	12,315,900	16,421,100
53001	Logan	Workforce/Community Education Facility		8,382,000	8,382,000
53001	Logan	DuQuoin Site Acquisition	395,000		395,000
53001	Logan	Remodeling Project	193,800		193,800
53101	Shawnee	Building Add. & Roof Repairs	1,550,792	341,600	1,892,392
53201	Lake County	Technology Building -Planning		7,713,208	7,713,208
53401	Spoon River	Engle Hall Renovations & Maintenance Building		3,483,000	3,483,000
53401	Spoon River	Macomb Campus Renovations/Enhancements	717,000	2,653,000	3,370,000
53501	Oakton	ADA Restroom Renovations		500,000	500,000
53501	Oakton	Planning for Ray Hartstein Addition		184,904	184,904
53501	Oakton	Performing Arts Center Expansion/Renovation	130,000	392,000	522,000
53601	Lewis and Clark	Allied Health/Math Blding Ph II	1,952,528		1,952,528
53601	Lewis and Clark	N.O. Nelson Site Development	3,375,000	10,125,000	13,500,000
53701	Richland	Technology/Health Occupations Additions		2,000,000	2,000,000
53901	John Wood	Buildings B & C- Phase I Campus Development	2,313,000	6,939,000	9,252,000
53901	Wood	New Campus-Planning	4,080,000	12,240,000	16,320,000
54001	Heartland	Phase I Campus Development	623,900	1,871,800	2,495,700
54001	Heartland	Equipment for New Campus	5,738,600	23,515,900	29,254,500
				2,500,000	2,500,000
	Total		\$137,040,255	\$249,078,060	\$386,118,315



Illinois Community College Board  
Table V-14  
CAPITAL PROJECTS UNDER CONSTRUCTION  
FUNDING AUTHORIZED BY PROTECTION, HEALTH, & SAFETY LEGISLATION

<u>District</u>	<u>ICCB Project #</u>	<u>Project Name</u>	<u>Approved Budget</u>	
Black Hawk	503 T 0989-1197	Life Safety Projects	\$302,887	
	T 0990-1197	Life Safety Projects	\$750,910	
	T 1080-1198	Energy Mgmt/Air Qual. Upgrades	\$574,000	
	T 1224-1299	ADA Accessible Restrooms-E.Campus Blding 3	\$90,750	
	T 1225-1299	Energy Conservation-Quad Cities Campus	\$132,451	
	T 1226-1299	Boiler Replacement-Quad Cities Campus	\$604,978	
	T 1227-1299	HVAC Replacement-Kewanee Blding 1-5	\$164,780	
	T 1266-1100	Asbestos Abatement (Class & Lecture Rooms)	\$194,700	
	T 1267-1100	Chiller Replacements-Building 3	\$269,000	
	T 1268-1100	HVAC & Window Units-Kewanee	\$270,400	
	T 1269-1100	Life Safety Upgrades	\$126,500	
	T 1270-1100	Tunnel Waterproofing/Concrete Repair	\$88,500	
	T 1271-1100	ADA Improvements	\$88,800	
	Danville	507 B 0398-0591	Mary Miller Code Corrections	\$222,600
B 0399-0591		Orn. Horticulture Code Correct	\$200,600	
B 0400-0591		Physical Plant Code Correct.	\$480,300	
T 0931-0797		Tuckpointing/masonry-Cannon	\$155,490	
T 1084-1198		Tuckpointing Buildings 6 & 7	\$257,330	
T 1265-1100		Unit Ventilator Heater Replacements	\$184,770	
Harper		512 T 0802-0896	Restroom Modif.-Bldg. A	\$459,044
	T 0805-0896	Gas Main Replacement	\$96,672	
	T 0806-0896	Chair Lift Replacement-Bld D	\$85,893	
	T 0808-0896	Auto Door Openers	\$80,605	
	T 0941-0897	Acoustic Baffles rplcmt-Bld.M	\$216,033	
	T 0942-0897	Building E Improvements	\$499,777	
	T 0943-0897	Auto Door Opener Replacements	\$45,070	
	T 1068-0998	HVAC Upgrades Blding P	\$206,460	
	T 1069-0998	Ventilation Modif. - Blding T	\$66,325	
	T 1070-0998	NE Center Parking Lot Lighting	\$101,230	
	T 1072-0998	Life Safety Improvements Bld.M	\$648,911	
	T 1073-0998	HVAC Modifications- Blding E	\$87,625	
	T 1155-0299	Campus Sidewalk Repair-Ph II	\$273,088	
	T 1173-1199	Pool Lighting Replacement-Wellness/Sports Cen	\$137,170	
	T 1174-1199	Roof Replacement-Wellness/Sports Center	\$489,305	
	T 1175-1199	Washroom Upgrade-NEC	\$267,500	
	T 1176-1199	Electrical Upgrades in Vault Area	\$100,000	
	T 1177-1199	ADA Sidewalk Improvements	\$108,687	
	T 1178-1199	Steam/Condensate Piping Replacement/Blding H	\$142,338	
	T 1179-1199	Northeast Center (NEC) 1999 PHS Alterations	\$1,278,500	
	T 1248-0300	AC/Dehumidification at Wellness/Sports Ctr.	\$599,203	
	T 1258-0500	Bldings D/E Buried Hot Water Pipe Rplcmt.	\$155,050	
	T 1262-0800	Handicapped Elevator Installation-Building D	\$198,487	
T 1307-1200	Plumbing System/Cross Connection Controls	\$300,000		
Heartland	T 1123-1198	Safety/Security Access System	\$106,633	
	T 1249-0300	Emergency Generator	\$461,100	
Highland	T 1283-1100	Roof Replacements -Buildings M & R	\$452,000	
Illinois Central	T 0619-1293	EMS Upgrade	\$580,000	
	T 0685-1194	Roof Replacement/Academic Bldg	\$214,000	
	T 0890-1296	Fire Alarm & Security Upgrades	\$729,600	
	T 0966-1197	Accessibility Projects, 1998	\$191,000	
	T 1090-1198	ADA Stair Tower Improvements	\$100,000	
	T 1165-1099	HVAC System Modifications-Dirksen Hall	\$150,000	
	T 1166-1099	Sidewalk Rehabilitation Ph. III	\$350,000	
	T 1250-0400	HVAC Modifications Dirksen Hall Ph II	\$150,000	
	T 1272-1100	Circle Drive Roadway/Drainage Rehab	\$240,000	
	T 1273-1100	Sanitary Sewer Rehabilitation Ph. I	\$110,000	
	T 1274-1100	HVAC System Modifications -Ph. II	\$150,000	
	Illinois Eastern	B 0922-0697	Miscellaneous ADA Improvements	\$505,000
		B 0924-0697	Exit Door Modif.-Olney Central	\$126,000
		B 0979-1197	Environmental Barriers	\$366,300
		B 0980-1197	Exit Modifications	\$61,700
		B 0981-1197	Curtain Replacement	\$55,700
		B 0982-1197	Stage Floor Replacement	\$48,400
B 0983-1197		Flooring Replacement	\$105,000	
B 0984-1197		Roof Replacements	\$128,400	
B 1289-1100		Energy Management Systems Replacement	\$381,200	

Illinois Community College Board  
Table V-14  
CAPITAL PROJECTS UNDER CONSTRUCTION  
FUNDING AUTHORIZED BY PROTECTION, HEALTH, & SAFETY LEGISLATION

<u>District</u>	<u>ICCB Project #</u>	<u>Project Name</u>	<u>Approved Budget</u>
	B 1290-1100	HVAC Systems Replacement	\$1,636,600
	B 1291-1100	Site Paving and Lighting	\$35,800
	B 1292-1100	Exterior Rehab	\$160,400
	B 1293-1100	Floor Drain Pipe Replacement-LTC Crisp Blding	\$26,600
	B 1294-1100	Bleacher Replacement	\$147,600
Illinois Valley	T 0659-0794	Asbestos/Maintenance Bldg.	\$32,040
	T 0661-0794	Asbestos Removal-Bookstore	\$200,400
	T 1007-1297	Roofing Replacement	\$659,770
	T 1029-1297	Electrical Infrastr. Repairs	\$78,000
	T 1092-1198	Emergency Generator Switchgear	\$110,000
	T 1093-1198	Energy Mgmt. System Upgrade	\$125,000
	T 1094-1198	ADA Signage Compliance	\$30,000
	T 1095-1198	Indoor Air Quality Project	\$30,000
	T 1098-1198	College Emergency Warning System	\$325,000
	T 1237-1299	College Emergency Warning System Ph. II	\$250,000
	T 1238-1299	Access. Sidewalks & Drainage Improvements-E.C.	\$125,000
	T 1240-1299	HVAC Upgrades-E. Campus	\$100,000
	T 1241-1299	Air Moisture Infiltration Phase III-Blding A	\$200,000
	T 1242-1299	Control Systems Upgrade	\$220,000
	T 1284-1100	Air Moisture Infiltration-Building B- Ph. IV	\$254,220
	T 1285-1100	Lighting and Motion Sensors	\$66,097
	T 1286-1100	Partial Ceiling Replacement	\$96,604
	T 1287-1100	Campus Wide Security/Surveillance System	\$325,402
	T 1288-1100	Air Handler/Duct Upgrades-D & E	\$167,786
Joliet	B 0999-1297	Exterior Glazing Repair	\$296,030
	B 1001-1297	Renovate Water Heating System	\$408,968
	B 1003-1297	Upgrade Electrical Distr Sys	\$96,630
	B 1028-1297	City Center Wall Waterproofing	\$216,990
	T 1336-1200	Entrance Ramp Replacement -J Building	\$600,000
Kaskaskia	B 1331-1200	Mechanical Repairs/Improvements (Campus Wide)	\$1,900,000
	T 1228-1299	Accessibility-Auditorium & Vo Tech Bldings	\$530,000
	T 1332-1200	North Entrance Lighting Improvements	\$40,730
	T 1333-1200	Chemistry Lab Safety Rehabilitation	\$111,240
	T 1334-1200	West Parking Lot Lighting Upgrade (Safety)	\$104,200
	T 1335-1200	ADA Signage (Campus Wide)	\$72,160
Kishwaukee Lake County	T 1100-1198	Campus Safety and ADA Upgrades	\$296,967
	T 0224-1188	Fire Protection System	\$65,000
	T 0905-1296	ADA Toilet Room Accessibility	\$238,080
	T 0971-1197	Roadway Drainage Improvements	\$445,480
	T 0972-1197	ADA Restroom Renovations	\$61,176
	T 0974-1197	Waterproof Underground Vault-North Side	\$127,440
	T 1102-1198	Telephone/Fire Alarm Upgrade	\$250,500
	T 1163-1099	Roadway Drainage Improvements Ph. II	\$269,600
	T 1183-1199	LRC Boiler and Temperature Control Upgrade	\$278,000
	T 1184-1199	Roadway Drainage Improvements - Ph III	\$72,000
	T 1185-1199	Chiller Replacement - C Wing	\$250,000
	T 1299-1200	Lighting Retrofit Ph. II	\$204,000
	T 1300-1200	Circuit Breaker Panels Replacement	\$180,000
	T 1301-1200	Window Retrofits A/B Wings	\$174,000
	T 1302-1200	Waterproofing A/B Penthouse Wings	\$170,000
	T 1303-1200	Waterproofing (west side) Lake Shore South	\$72,000
Lake Land	T 0783-1295	Campus ADA Signage-CANCELLED	\$84,000
	T 1015-1297	Classroom Ventilation-CANCELLED	\$30,000
	T 1051-0898	Stage Backdrop Replacement	\$60,000
	T 1213-1299	Termite Treatment - NE Classroom Building	\$100,000
	T 1214-1299	Natural Gas Piping Replacement	\$68,860
	T 1218-1299	Water Reservoir Renovations	\$135,000
	T 1219-1299	Water Line to Farm Building	\$45,000
	T 1323-1200	Exhaust/Air Conditioning Replacement QC/QA	\$40,000
	T 1324-1200	Drainage Modif.- N. Entrance & NE/NW Lots	\$210,000
	T 1325-1200	Energy Management Systems Replacement	\$180,000
	T 1326-1200	Roof Replacement/Learning Resource Center	\$175,000
	T 1327-1200	Lighting Renovations-Stud. Adm., LRC, FH, VoTech	\$85,000
	T 1328-1200	Gas Line Replacement and Termite Control	\$170,000
	T 1329-1200	Sidewalk Replacements	\$40,000
Lewis and Clark	T 1120-1298	Campus Improvements	\$3,500,000

Illinois Community College Board  
Table V-14  
CAPITAL PROJECTS UNDER CONSTRUCTION  
FUNDING AUTHORIZED BY PROTECTION, HEALTH, & SAFETY LEGISLATION

<u>District</u>	<u>ICCB Project #</u>	<u>Project Name</u>	<u>Approved Budget</u>	
Lincoln Land	B 1039-1297	ADA Project Work	\$500,000	
	B 1141-1298	East Entrance and Exit	\$339,400	
	B 1142-1298	Sangamon/Menard Hall Renovations	\$675,000	
	B 1143-1298	Boiler Replacements	\$806,600	
	B 1261-0800	Sangamon Hall-Library Asbestos Abatement	\$192,500	
Logan	T 1148-1298	1999 Life/Health/Safety Work	\$420,000	
	T 1170-1199	2000 Life/Health/Safety Work	\$238,000	
	T 1251-0400	Main Entrance Road Improvements	\$206,600	
	T 1252-0400	Auto.Lab Lighting Upgrade & Sidewalk Rehab	\$350,000	
Moraine Valley	T 0232-1188	Emergency Power Work	\$220,000	
	T 0646-0794	Install Security Camera System	\$357,000	
	T 1120-1298	Toilet Room Exhaust	\$139,230	
	T 1149-1298	Campus Security Phase II	\$453,093	
	T 1150-1298	Retention Pond Stabilization	\$167,512	
	T 1151-1298	Tennis Court Lighting Upgrade	\$102,080	
	T 1152-1298	Resurface Outdoor Courts	\$71,100	
	T 1153-1298	Gymnasium Floor Replacement	\$246,648	
	T 1203-1299	Campus Code Corrections	\$456,895	
	T 1204-1299	Structural Repairs - L Building	\$505,416	
	T 1304-1200	Ventilation Systems-Ph II-Bldings A & B	\$352,440	
	T 1305-1200	Entrance Replacement -Building C	\$127,460	
	T 1306-1200	Accessible Pathways around Building B	\$148,875	
	Morton	T 0497-0892	Roofing/Waterproofing Repairs	\$1,155,824
		T 1101-1198	Building Envelope Improvements	\$1,000,000
Oakton	T 1054-0898	Enhanced 9-1-1 System	\$66,175	
Parkland	T 0988-1197	Condenser Replacement Phase V	\$1,200,000	
	T 1111-1198	ADA L-Wing Entrance Renovation	\$170,000	
	T 1112-1198	Classroom Lighting Ph III	\$400,000	
	T 1113-1198	ADA Door Improvements(Int&Ext)	\$300,000	
	T 1115-1198	Storage Tank Modifications	\$120,000	
	T 1243-1299	Main Entrance Modifications-Bradley Street	\$520,000	
	T 1244-1299	Second Floor Academic Wing Connection	\$366,000	
	T 1245-1299	Door & Hardware Replacement Ph.II	\$150,000	
	T 1246-1299	Drainage Improvements-Ph.I Parking Lots	\$400,000	
	T 1247-1299	Electrical System Upgrades	\$258,000	
	T 1337-1200	Second Floor Academic Wing Connection Ph II	\$700,000	
	T 1338-1200	Drainage Improvements Phase II	\$800,000	
	Prairie State	T 1010-1297	ADA Facilities Compliance	\$2,412,810
		T 1205-1299	Biology Labs Safety/Accessibility Compliance	\$695,040
	Rend Lake	B 1117-1198	Energy Conservation Project	\$713,500
		B 1118-1198	Boiler Plant Improvements	\$196,650
		B 1119-1198	HVAC/Air Handling Upgrades	\$589,700
T 0346-1190		Roof(Cancelled-see 346-1190)	\$195,560	
T 0427-0991		South Oasis Roof-Cancelled	\$95,981	
T 0801-0796		Soil Remediation	\$0	
T 1009-1297		Energy Conservation Measures	\$242,000	
T 1050-0698		Soil Remediation	\$58,157	
T 1116-1198		Generator Modifications Ph.I	\$250,000	
T 1200-1299		Sidewalk Lighting Improvements	\$359,523	
T 1201-1299		ADA Lift Replacement and Door Hardware	\$40,000	
T 1295-1100		Early Notification Warning System	\$210,800	
Richland		B 1259-0700	Indoor Air Quality	\$1,933,895
		T 1011-1297	Fire Alarm System Upgrade	\$196,200
	T 1105-1198	Security System Upgrade	\$102,000	
	T 1106-1198	Energy System Mgmt.Replacement	\$235,800	
	T 1107-1198	HVAC Upgrade	\$538,000	
	T 1193-1199	Exterior Door Replacements	\$102,240	
	T 1194-1199	Tuckpointing and Roofing Repairs	\$130,800	
	T 1195-1199	Greenhouse Window Replacements	\$45,360	
	T 1196-1199	UST Replacement/Generator Repairs	\$54,600	
	T 1197-1199	Fire Sprinkler Repairs/Gas Valve Shut-Offs	\$90,000	
	T 1198-1199	HVAC/Exhaust System Modifications	\$469,200	
	T 1199-1199	Child Care Code Corrections	\$90,000	
	T 1314-1200	Elevator Equipment Upgrade	\$48,000	
	T 1315-1200	Grease Trap Modifications	\$30,000	
T 1316-1200	Security Lighting (exterior) & Call Boxes	\$78,000		

Illinois Community College Board  
Table V-14  
CAPITAL PROJECTS UNDER CONSTRUCTION  
FUNDING AUTHORIZED BY PROTECTION, HEALTH, & SAFETY LEGISLATION

<u>District</u>	<u>ICCB Project #</u>	<u>Project Name</u>	<u>Approved Budget</u>
	T 1317-1200	Hazardous Floor Replacement	\$88,800
	T 1318-1200	Sidewalk Replacements	\$118,800
	T 1319-1200	Steam System Modifications	\$63,600
	T 1320-1200	Cooling Tower Piping Replacement	\$240,000
	T 1321-1200	ing Upgrade-Energy Efficiency	\$180,000
Rock Valley	T 0814-0996	Campus Intercm/PA Sys - Cancel	\$531,000
	T 0815-0996	Inter.Guardrail Renov. -Cancel	\$41,840
	T 0818-0996	Perimeter Sec.Fencing-(CANCELLED)	\$112,100
	T 0837-0996	Resurface Parking Lot-Cancel	\$53,100
	T 1065-0998	Underground Piping System Ph I	\$944,000
	T 1066-0998	Underground Piping System PhII	\$850,000
	T 1067-0998	Science Lab/Storage Renovation	\$826,000
	T 1189-1199	Career Development Academy Structural Upgrade	\$325,600
	T 1190-1199	Aviation Center Life Safety Improvements	\$110,900
	T 1191-1199	Educational Resources Center ADA Elevator	\$147,500
	T 1192-1199	Boiler/Chiller Replacements at CDA	\$1,162,300
	T 1277-1100	Fire Alarm System Upgrade-Campus Wide	\$1,073,800
	T 1278-1100	Accessibility Renovations-Samuelson Rd. Ctr.	\$94,400
	T 1279-1100	Backflow Valve/Fire Pumps-Samuelson Rd. Ctr.	\$82,600
	T 1280-1100	Roof Replacements (3 buildings)	\$324,500
	T 1281-1100	Exterior Masonry Project	\$224,200
	T 1282-1100	HVAC Utility Upgrade	\$454,300
Sandburg	T 1074-1098	Parking Lot Code Corrections	\$37,840
	T 1076-0998	Replace Carpet-LRC & Butlers	\$132,369
	T 1078-1098	Fire Alarm System Renovations	\$41,668
	T 1079-1098	Butler Bldg Energy Conserva.	\$39,568
	T 1156-0499	HVAC Unit Replacements- Carthage	\$71,062
	T 1186-1199	Campus Parking Lot/Perimeter Build Lighting	\$30,360
	T 1187-1199	Butler Building Child Care Drop-Off	\$199,675
	T 1275-1100	ADA Upgrade - East Foyer	\$518,850
	T 1276-1100	Elevator Replacement-Building D	\$140,616
Sauk Valley	B 0488-0692	Underground Storage Tank Remov	\$244,177
	T 0456-1191	Accessility Improvements	\$226,926
	T 0708-0395	(CANCELLED) ADA Hardware Replacement	\$98,300
	T 1019-1297	Building Perimeter Cracks	\$226,584
	T 1064-0998	Resurfacing Tennis Courts	\$240,046
	T 1121-1198	Egress Corrections-2nd Fl West	\$208,375
	T 1122-1198	Masonry/Retaining Wall Repairs	\$113,634
	T 1221-1299	Exterior Concrete Surface Repair-Phase II	\$193,111
	T 1222-1299	HVAC Temperature Control Upgrade	\$329,076
	T 1223-1299	Asbestos Abatement-Conference Room & Misc.	\$74,800
	T 1296-1100	Exterior Concrete Surface Repairs - Ph.III	\$349,941
	T 1297-1100	Roof Restoration - Buildings T1 & T2	\$129,010
	T 1298-1100	Electrical System Deficiency Corrections	\$127,234
Shawnee	T 0958-1097	Soffit Repair Building H	\$363,200
South Suburban	T 0760-1195	Security System Enhancements	\$48,000
	T 0849-1096	Classroom Lighting Improvement	\$504,000
	T 0851-1096	Upgrade/Extend HVAC	\$445,500
	T 0954-1097	Drainage Improvements-PhaseIII	\$174,000
	T 1104-1198	Classroom Lighting Phase II	\$350,000
	T 1188-1199	Various PHS Improvements	\$300,000
	T 1263-0800	Science Lab Update	\$300,000
Southwestern	T 0654-0794	Fire Protection Renovation	\$85,400
	T 0656-0794	Electrical Renovations	\$286,440
	T 0718-0695	Plumbing Renovations-Bellevill	\$134,400
	T 0796-0496	Elec Renovations-Belleville	\$224,000
	T 0797-0496	Mech.Renovations-Belleville	\$369,600
	T 0936-0897	Energy Conservation-PSOP	\$31,500
	T 1056-0998	Electr.Service Switch-Bellev	\$254,000
	T 1057-0998	ADA Accessibility-PSOP Center	\$49,780
	T 1058-0998	Waterproofing-RB & Granite Cty	\$65,100
	T 1059-0998	Roof Replacement-ITC- @ GC	\$189,600
	T 1060-0998	Mechanical Renovations-GC/PSOP	\$32,480
	T 1061-0998	Fire/Warning Sys.-RB/GC/PSOP	\$143,360
	T 1062-0998	Electr Renovations Ph I-Bellev	\$192,000
	T 1063-0998	Aluminum Wiring Ph II-Bellev	\$493,440



Illinois Community College Board  
Table V-14  
CAPITAL PROJECTS UNDER CONSTRUCTION  
FUNDING AUTHORIZED BY PROTECTION, HEALTH, & SAFETY LEGISLATION

<u>District</u>	<u>ICCB Project #</u>	<u>Project Name</u>	<u>Approved Budget</u>
	T 1230-1299	Walkway Enclosure	\$165,400
	T 1231-1299	Main Corridor Ceiling Wiring Tray-BC	\$303,600
	T 1232-1299	Plumbing/Restroom Renovations-BC	\$566,700
	T 1233-1299	Door Hardware Replacement-BC	\$83,770
	T 1234-1299	Fire Alarm/Waming System-Library & Cafeteria	\$76,050
	T 1235-1299	Electrical/Mechanical Renovations-BC	\$263,350
	T 1236-1299	Plumbing/Mechanical Renovations BC &RBC	\$51,750
	T 1308-1200	Elevator (3)Retrofits /Emerg. Lowering Device	\$28,830
	T 1309-1200	Fire Alarm/Waming Sys-Ph I Classrooms	\$69,400
	T 1310-1200	Cafeteria/Code Corrections	\$667,900
	T 1311-1200	Chemistry Rooms/Labs Update	\$78,020
	T 1312-1200	Plumbing/Toilet Fixture Additions-BACC	\$109,650
	T 1313-1200	Flooring, Ceiling/Lighting Replacements-G.C.	\$500,000
	T 1322-1200	Roof Repairs-Red Bud	\$41,900
Spoon River	B 1124-1298	Parking/Entry Drive Upgrade	\$677,000
	B 1125-1298	Asphalt Sidewalk Replacement	\$116,000
	B 1126-1298	Galvanized Piping Replacement	\$353,000
	B 1127-1298	HVAC & Plumbing Modifications	\$2,368,000
	B 1128-1298	Lighting Upgrade	\$201,000
	B 1129-1298	Glass & Glazing Replacement	\$771,000
	T 1212-1299	Lighting/Security Upgrades-Parking Lot A,B,C	\$148,500
Triton	T 0085-0000	Elec. Code Compliance-Withdraw	\$63,700
	T 0615-1293	Boiler #1 Refurbishing	\$58,500
	T 0764-1295	Drainage Improve.-Lots A & B	\$128,950
	T 0863-1296	Emergency Lighting Replacement	\$100,000
	T 0899-1296	Stadium Repairs	\$46,200
	T 0993-1197	911 Emergency Locator	\$25,000
	T 1138-1298	Ceramic Lab Ventilation	\$93,200
	T 1139-1298	Welding & Auto Shop HVAC/Elec	\$205,950
	T 1171-1199	Security System Upgrade	\$600,000
Waubensee	T 0878-1296	Chiller Conversion Phase I	\$350,000
	T 1025-1297	AC Chiller Conversion-Phase II	\$400,000
	T 1026-1297	Power Supply Upgrades	\$50,000
	T 1144-1298	A/C Chiller Conversion Ph.III	\$300,000
	T 1146-1298	Lighting Retrofit Ph.I-Akerlow	\$150,000
	T 1147-1298	ADA Accessible Blding Entrance	\$50,000
	T 1206-1299	Reroof Building A	\$133,415
	T 1207-1299	Site Drainage Improvements-Akerlow Hall	\$35,640
	T 1208-1299	Sanitary Sewer Rehabilitation	\$292,680
	T 1209-1299	Emerg.Lighting Upgrade-Clns. Aklw, Weig Halls	\$118,800
	T 1210-1299	ADA Accessible Entrance-Erick.Hall Vestibule	\$29,510
	T 1211-1299	Fire Alarm Upgrade-Campuswide	\$100,000
	T 1330-1200	HVAC Upgrade Ph.II	\$1,390,000
Wood	T 0608-1193	Mech. Repair Work	\$69,150
	T 0609-1193	ADA Alterations	\$30,850
	T 0692-1194	(CANCELLED) ADA Signage and Access	\$25,000
	T 0694-1194	(CANCELLED) Fire Prevention Measures	\$29,580
	T 0757-1095	(CANCELLED) HVAC Upgrades/Air Distrib.	\$75,000
	T 0758-1095	ADA Accessibility Compliance	\$25,000
	T 0865-1296	Lighting Retrofits	\$103,200
	T 0866-1296	Electrical Improvements	\$56,400
	T 0867-1296	Security/Safety Upgrades	\$42,000
	T 0869-1296	HVAC Replacement	\$240,000
	T 0870-1296	HVAC Upgrade	\$120,000
	T 0871-1296	ADA/Code Plumbing Upgrades	\$40,200
	T 0872-1296	Structural Improvements	\$233,631

Illinois Community College Board  
Table V-15  
CAPITAL RENEWAL PROJECTS APPROVED FOR FISCAL YEAR 1999

<u>District</u>	<u>Grant Allocation</u>	<u>Project</u>	<u>Budget</u>
Black Hawk	81,500	Quad Cities Campus Lobby Renovations	643,000
Chicago	786,900		
Danville	76,300		
DuPage	243,500		
Elgin	123,400		
Harper	152,000		
Heartland	0		
Highland	53,200	Resurface Parking Lots C & E	363,794
Illinois Central	118,500	Corridor Renovations	162,500
Illinois Eastern	94,000		
Illinois Valley	56,600		
Joliet	110,800		
Kankakee	48,100		
Kaskaskia	41,700		
Kishwaukee	60,300		
Lake County	130,400		
Lake Land	46,400		
Lewis & Clark	87,200		
Lincoln Land	59,900		
Logan	59,900		
McHenry	59,100	Building A Elevator Improvements	20,000
		Multi-purpose Building HVAC/Control	121,020
		Replace Boiler Units	72,000
Metropolitan	23,200		
Moraine Valley	119,400		
Morton	43,000		
Oakton	113,400		
Parkland	88,200		
Prairie State	63,300		
Rend Lake	44,300		
Richland	37,100	Art Gallert Renovations	140,000
Rock Valley	87,200		
Sandburg	33,700	Corridor Renovations	251,523
Sauk Valley	73,700		
Shawnee	20,000		
South Suburban	96,700		
Southeastern	43,400		
Southwestern	93,700		
Spoon River	35,300		
Triton	152,000	East Campus Parking Lot Rehab	221,540
Waubonsee	81,000		
Wood	17,600		
	\$3,755,900		\$1,995,377

NOTE: Projects may include prior year's capital renewal grant allocations  
SOURCE OF DATA: ICCB Records



Illinois Community College Board  
Table V-16  
CAPITAL RENEWAL PROJECTS APPROVED FOR FISCAL YEAR 2000

<u>District</u>	<u>Grant Allocation</u>	<u>Project</u>	<u>Budget</u>
Black Hawk	80,800		
Chicago	758,000		
Danville	73,900	Clock Tower Center- Art Painting Lab	207,100
DuPage	237,200	Fire Alarm System Upgrade	1,200,000
Elgin	118,800	Plaza Deck Restoration/Waterproofing Ph III	218,800
Harper	144,600		
Heartland	0		
Highland	51,200		
Illinois Central	114,100	Lighting & Ceiling Upgrade	270,633
Illinois Eastern	90,500		
		1999 Districtwide Improvements	104,000
Illinois Valley	54,500		
Joliet	106,700	Theater Remodeling and Rehab	147,700
		Child Care Remodeling and Rehab	110,800
		Air Quality Improvement	106,700
Kankakee	46,300	Technology Bldg. Roofing Project	187,000
Kaskaskia	40,200		
Kishwaukee	58,000		
Lake County	123,300		
Lake Land	47,400		
		Theater Renovations	316,000
Lewis & Clark	87,100	Erickson Chiller/Air Distr. System Upgrades	204,600
Lincoln Land	57,600	Utility Line Capacity	57,600
Logan	57,700	Remodeling Project	535,400
McHenry	56,900		
Moraine Valley	114,900		
Morton	41,400		
Oakton	109,200		
Parkland	84,900		
Prairie State	60,900		
Rend Lake	45,600	Remodel for Technology Training Area	182,300
Richland	35,700		
Rock Valley	83,500		
Sandburg	32,400		
Sauk Valley	71,000		
Shawnee	19,300		
South Suburban	93,100	West Entrance Rehabilitation	96,700
		East/West Roadway Repaving	93,100
		Robert Gregg Tech Center Remodeling	101,510
Southeastern	42,900		
Southwestern	90,300		
Spoon River	34,000		
Triton	146,400		
Waubonsee	97,900		
Wood	22,600		
	<u>\$3,630,800</u>		<u>\$4,139,943</u>

Illinois Community College Board  
Table V-17  
CAPITAL RENEWAL PROJECTS APPROVED FOR FISCAL YEAR 2001

<u>District</u>	<u>Grant Allocation</u>	<u>Project</u>	<u>Budget</u>
Black Hawk	219,400		
Chicago	1,778,700		
Danville	204,400	Porch Columns Replacement - Clock Tower Center Energy Management System	52,000 152,400
DuPage	556,700		
Elgin	279,000		
Harper	339,100		
Heartland	0		
Highland	127,700		
Illinois Central	275,500	Lighting and Ceiling Upgrade Phase II	192,000
Illinois Eastern	212,400	Roofing, Acoustics, Parking Lot, and Walkways Districtwide Improvements	100,500 222,400
Illinois Valley	127,900		
Joliet	250,400		
Kankakee	108,600		
Kaskaskia	108,400		
Kishwaukee	136,200		
Lake County	299,500		
Lake Land	112,500	Fitness Center/Field House Renovation	112,500
Lewis & Clark	204,500		
Lincoln Land	169,000		
Logan	139,700		
McHenry	133,600	Computer Room A/C and Control Replacement	30,000
Moraine Valley	269,700	Remodel College Center and Buildings L and T	785,400
Morton	97,100		
Oakton	256,200		
Parkland	199,200	Renovations in Buildings E and S	490,200
Prairie State	142,900		
Rend Lake	109,000	Allied Health Department Renovations	150,000
Richland	83,700		
Rock Valley	195,900		
Sandburg	92,100		
Sauk Valley	166,600		
Shawnee	45,200		
South Suburban	218,400		
Southeastern	103,400		
Southwestern	211,800	Red Bud Phase IV Renovations Cafeteria/Kitchen Renovation	425,500 417,338
Spoon River	86,100		
Triton	343,500	Roof Rehabilitation - Business Building Roof Replacement - 1708 Main St, Melrose Park	\$146,000 \$174,600
Waubensee	229,800		
Wood	53,700		
	<u>\$8,687,500</u>		<u>\$3,450,838</u>

NOTE: Projects may include prior year's capital renewal grant allocations  
SOURCE OF DATA: ICCB Records



**U.S. Department of Education**  
Office of Educational Research and Improvement (OERI)  
National Library of Education (NLE)  
Educational Resources Information Center (ERIC)



## NOTICE

### REPRODUCTION BASIS



This document is covered by a signed "Reproduction Release (Blanket) form (on file within the ERIC system), encompassing all or classes of documents from its source organization and, therefore, does not require a "Specific Document" Release form.



This document is Federally-funded, or carries its own permission to reproduce, or is otherwise in the public domain and, therefore, may be reproduced by ERIC without a signed Reproduction Release form (either "Specific Document" or "Blanket").