

DOCUMENT RESUME

ED 457 807

HE 034 474

TITLE Fact File Update, 2001-02.
INSTITUTION Association of Independent Colleges and Universities of Ohio, Columbus.
PUB DATE 2001-09-00
NOTE 7p.
PUB TYPE Reports - Descriptive (141)
EDRS PRICE MF01/PC01 Plus Postage.
DESCRIPTORS *Colleges; Enrollment; Higher Education; *Institutional Characteristics; *Private Colleges; Racial Composition
IDENTIFIERS *Ohio

ABSTRACT

This update provides the most current facts about the 50 independent, nonprofit colleges and universities that are members of the Association of Independent Colleges and Universities of Ohio (AICUO). AICUO member institutions enrolled 32.1% of the students attending four-year institutions in Ohio. Their total enrollment for fall 2000 was 120,343. Over the last 10 years, enrollment has grown by 16.3%. In the 1999-2000 academic year, independent colleges and universities awarded 34.1% of all bachelor's degrees in the state and 24,919 associate through graduate and professional degrees. In 1999-2000, U.S. minorities and international students represented 14.2% of the undergraduate student body. The undergraduate tuition and fees average for independent colleges represented by AICUO is \$15,457. AICUO members awarded \$404 million of their own revenue in financial aid for students in 1999-2000. Approximately 73% of independent college freshmen received financial aid in that school year, for an average financial aid package of \$13,621. Ohio's Student Choice Grant program benefited 49,537 students at AICUO member institutions in the 1999-2000 academic year. Nearly 112,000 students received need-based financial aid funded by the state of Ohio. Enrollment in AICUO institutions saves Ohio substantial sums because they do not have to educate these students at public expense. (SLD)



OHIO INDEPENDENT COLLEGES

TRANSFORMING LIVES

TRANSFORMING COMMUNITIES

ASSOCIATION OF INDEPENDENT COLLEGES AND UNIVERSITIES OF OHIO

U.S. DEPARTMENT OF EDUCATION
Office of Educational Research and Improvement
EDUCATIONAL RESOURCES INFORMATION
CENTER (ERIC)

- ☐ This document has been reproduced as received from the person or organization originating it.
- ☐ Minor changes have been made to improve reproduction quality.

- Points of view or opinions stated in this document do not necessarily represent official OERI position or policy.

PERMISSION TO REPRODUCE AND
DISSEMINATE THIS MATERIAL HAS
BEEN GRANTED BY

J. B. Wilson

TO THE EDUCATIONAL RESOURCES
INFORMATION CENTER (ERIC)

1

ASSOCIATION OF INDEPENDENT

COLLEGES AND UNIVERSITIES OF OHIO

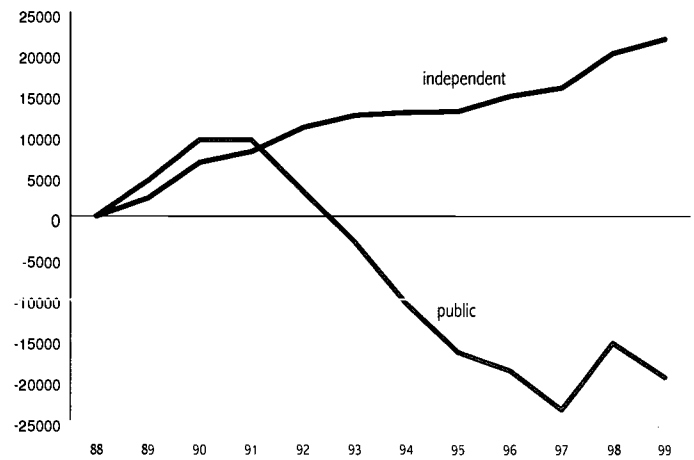
INDEPENDENT COLLEGES ENROLL 32.1% OF OHIO STUDENTS AND AWARD 34.1% OF THE DEGREES.

ENROLLMENT


AICUO member institutions enroll 32.1 percent of the students attending four-year institutions in Ohio. Their total enrollment for fall 2000 was 120,343.

Independent colleges and universities continue to experience enrollment growth. Over the last 10 years, enrollment has grown by 16.3 percent.

Cumulative Change in Fall Headcount, 1988-1999
Ohio 4-Year Public and Independent Campuses
Sources: Ohio Board of Regents Student Inventory Data, IPEDS Fall Enrollment Survey




Total Enrollment Composition
AICUO Members, Fall 2000



DEGREES AWARDED

In the 1999-2000 academic year, independent colleges and universities awarded 34.1 percent of all bachelor's degrees in the state, and 24,919 associate through graduate and professional degrees.

AICUO Members' Share of Ohio's Bachelor's Degrees
Awarded July 1, 1999 to June 30, 2000
Source: IPEDS-C Completions Survey



OHIO INDEPENDENT COLLEGES ENROLL OVER 14% OF ALL MINORITIES ATTENDING FOUR-YEAR INSTITUTIONS.

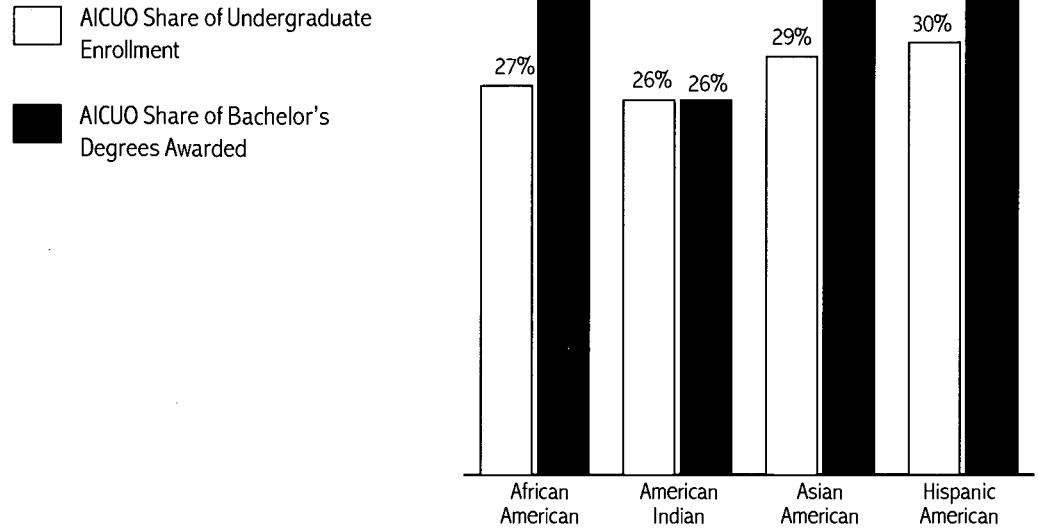
MINORITY ENROLLMENT

Ohio's independent institutions are diverse campuses. In 1999-2000, American minorities and international students represented 14.2 percent of the undergraduate student body.

Minority Student Success

Academic Year 1999-2000

Source: IPEDS Fall Enrollment and Completion Surveys,
Ohio Board of Regents Student Inventory Data



THE AVERAGE FINANCIAL AID PACKAGE AT OHIO'S INDEPENDENT INSTITUTIONS IS \$13,621.

TUITION & FEES

The 2001-02 undergraduate tuition and fees average for independent colleges represented by AICUO is \$15,457.

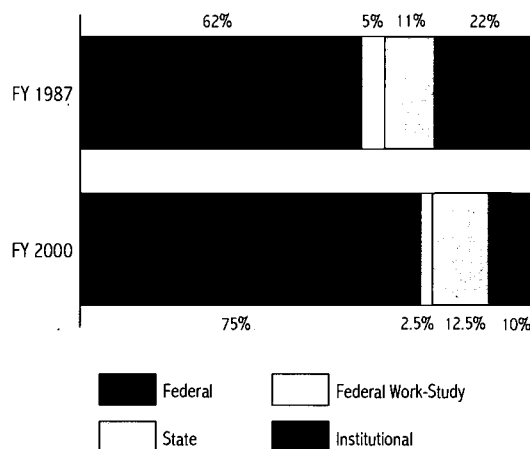
AICUO members awarded \$404 million of their own revenue in financial aid for students in 1999-2000.

Approximately 73 percent of independent college freshmen received financial aid last year. The average financial aid package was \$13,621.

Increase in Institutional Financial Aid

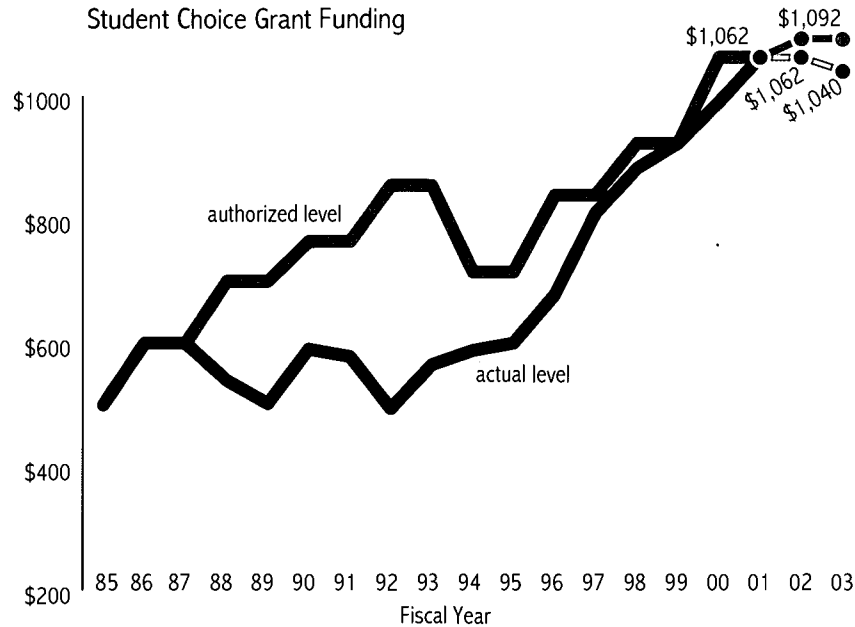
Share of Financial Aid (excluding loans) to Ohio Independent College Students at AICUO Members

Source: IPEDS Finance Surveys



OHIO STUDENT CHOICE GRANTS

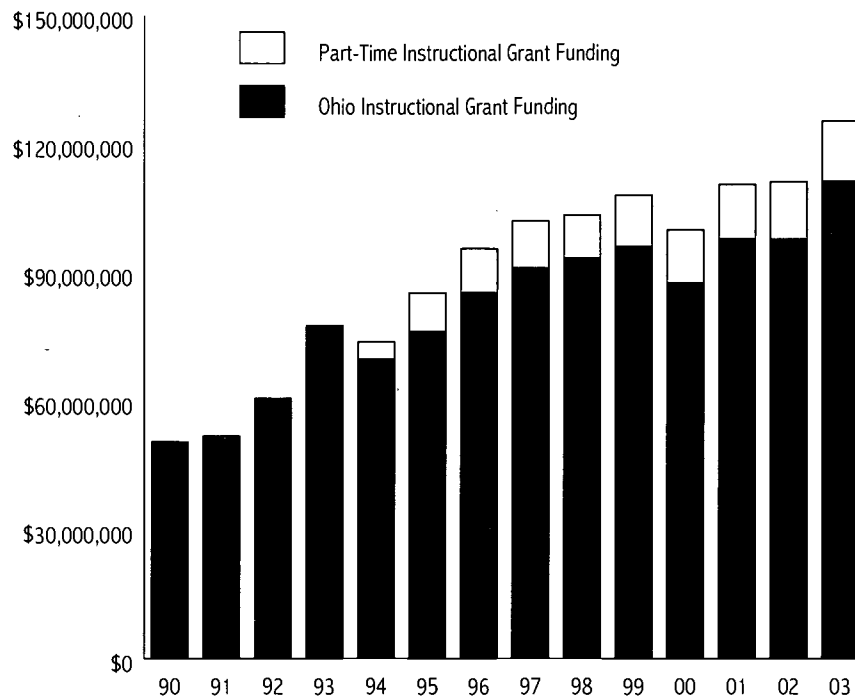
The Student Choice Grant program - financial aid for Ohio residents enrolled full time in baccalaureate programs at Ohio independent, nonprofit institutions - benefited 49,537 students at AICUO member institutions during the 1999-2000 academic year. These students saved Ohio \$340 million in instructional subsidy alone by attending independent institutions.



OHIO INSTRUCTIONAL GRANTS

Nearly 112,000 students receive need-based financial aid funded by the State of Ohio. The Ohio Instructional Grant and Part-time Instructional Grant programs benefit full-time and part-time students attending public, private nonprofit or proprietary institutions. Improvements to these programs include increasing the income ceiling caps and individual grant awards.

State Funded Need-Based Financial Aid



SEPTEMBER | 2001

Dear Friends,

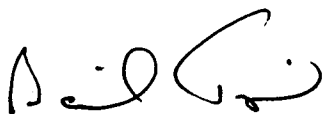
The Association of Independent Colleges and Universities of Ohio (AICUO) is pleased to provide this 2001-02 Update to the 2000-01 Fact File. This update provides the most current facts about AICUO's 50 independent, nonprofit colleges and universities.

Independent colleges and universities have experienced 15 consecutive years of enrollment growth, demonstrating that Ohio students value the education provided by these institutions. Students are attracted to independent institutions because of the personal attention they receive - the average student to faculty ratio is 14.4 to 1. Students attending independent colleges are successful. Nearly 81% of freshmen enrolled return as sophomores, and 47% of Ohio independent college students graduate in four years (compared to only 23% of students attending public universities).

By meeting the needs of Ohio's students, independent colleges and universities are also serving the state in many important ways. Ohio's independent colleges enroll one of the largest private college student bodies in the nation, enrolling just over 32% of all students attending Ohio four-year institutions. This leads to substantial savings for Ohio by not having to educate these students at public expense.

Ohio's independent higher education sector is an important and essential resource for the state, the nation and college-bound students.

Sincerely,



Baird Tipson
Chair, AICUO
President, Wittenberg University



Larry H. Christman
President, AICUO

AICUO INSTITUTIONAL ENROLLMENT SURVEY | FALL 2000

	full-time, first-time freshmen	full-time undergraduate	full-time graduate & professional	part-time undergraduate	part-time graduate & professional	total headcount	full-time equivalent
Antioch University	124	636	235	116	309	1,296	1,108
Antioch College	124	603	13	36	0	652	
Antioch University McGregor	0	33	222	80	309	644	
Art Academy of Cincinnati	58	212	0	26	8	246	226
Ashland University	448	2,144	1,205	675	2,031	6,055	4,256
Baldwin-Wallace College	753	3,009	215	1,034	573	4,831	3,769
Bluffton College	227	886	26	113	34	1,059	988
Capital University	521	1,856	854	884	305	3,899	3,316
Case Western Reserve University	837	3,151	3,596	283	2,274	9,304	8,077
Cedarville University	716	2,735	0	112	8	2,855	2,802
Columbus College of Art & Design	295	1,278	0	138	0	1,416	1,392
Dayton, University of	1,762	6,611	1,272	527	1,908	10,318	8,990
Defiance College	210	662	24	206	99	991	784
Denison University	648	2,096	0	12	0	2,108	2,099
Findlay, The University of	776	2,713	162	746	889	4,510	3,664
Franciscan University of Steubenville	321	1,540	163	161	290	2,154	1,854
Franklin University	41	1,266	470	3,056	291	5,083	3,737
Heidelberg College	277	1,024	10	233	185	1,452	1,197
Hiram College	244	941	0	258	0	1,199	1,101
John Carroll University	833	3,328	206	197	653	4,384	4,234
Kenyon College	436	1,577	0	22	0	1,599	1,585
Kettering College of Medical Arts	69	347	0	163	0	510	498
Lake Erie College	86	430	0	130	255	815	592
Lourdes College	32	422	0	890	0	1,312	924
Malone College	388	1,727	11	218	206	2,162	2,005
Marietta College	303	1,082	2	105	49	1,238	1,099
Mercy College of Northwest Ohio	15	50	0	152	0	202	123
Mount Carmel College of Nursing	15	228	0	67	0	295	272
Mount St. Joseph, College of	285	1,340	59	721	101	2,221	1,839
Mount Union College	554	2,093	0	241	0	2,334	2,182
Mount Vernon Nazarene College	380	1,793	0	96	72	1,961	1,898
Muskingum College	408	1,560	56	54	160	1,830	1,740
Myers University	89	587	20	571	49	1,227	792
Northwestern Ohio, University of	1,122	1,734	0	312	0	2,046	1,866
Notre Dame College of Ohio	42	215	0	517	175	907	476
Oberlin College	767	2,858	23	47	0	2,928	2,913
Ohio College of Podiatric Medicine	0	0	359	0	0	359	360
Ohio Dominican College	180	1,469	0	616	0	2,085	1,618
Ohio Northern University	576	2,235	871	73	48	3,227	3,134
Ohio Wesleyan University	536	1,846	0	34	0	1,880	1,854
Otterbein College	530	1,800	5	711	371	2,887	2,382
Rio Grande, University of	338	1,529	19	405	154	2,107	1,749
Tiffin University	312	967	172	317	87	1,543	1,263
Union Institute, The	21	390	1,122	300	0	1,812	1,696
Urbana University	221	871	0	439	62	1,372	1,098
Ursuline College	66	495	21	521	215	1,252	1,013
Walsh University	308	1,007	51	397	90	1,545	1,337
Wilberforce University	202	925	0	39	0	964	958
Wilmington College	392	1,359	0	571	0	1,930	1,618
Wittenberg University	649	2,148	0	125	0	2,273	2,202
Wooster, The College of	498	1,799	0	38	0	1,837	1,810
Xavier University	776	3,351	659	668	1,845	6,523	5,435
TOTALS	19,687	76,322	11,888	18,337	13,796	120,343	103,924



U.S. Department of Education
Office of Educational Research and Improvement (OERI)
National Library of Education (NLE)
Educational Resources Information Center (ERIC)



NOTICE

Reproduction Basis



This document is covered by a signed "Reproduction Release (Blanket)" form (on file within the ERIC system), encompassing all or classes of documents from its source organization and, therefore, does not require a "Specific Document" Release form.



This document is Federally-funded, or carries its own permission to reproduce, or is otherwise in the public domain and, therefore, may be reproduced by ERIC without a signed Reproduction Release form (either "Specific Document" or "Blanket").

EFF-089 (3/2000)