

## DOCUMENT RESUME

ED 456 852

IR 058 305

AUTHOR Lance, Keith Curry; Rodney, Marcia J.; Steffen, Nicolle  
 TITLE Statistics & Input-Output Measures for School Library Media  
 Centers in Colorado, 2000.  
 INSTITUTION Colorado State Dept. of Education, Denver. State Library and  
 Adult Education Office.  
 PUB DATE 2001-04-00  
 NOTE 542p.; Cover is on colored paper. For the 1999 version, see  
 ED 453 834.  
 AVAILABLE FROM Library Research Service, 201 East Colfax Ave., Suite 309,  
 Denver, CO 80203-1799. Tel: 303-866-6906; e-mail:  
 conner\_l@cde.state.co.us. For full text:  
[http://www.lrs.org/html/data/school/school\\_library\\_med  
 ia\\_centers.html](http://www.lrs.org/html/data/school/school_library_med<br/>
  ia_centers.html).  
 PUB TYPE Numerical/Quantitative Data (110) -- Reference Materials -  
 Directories/Catalogs (132)  
 EDRS PRICE MF02/PC22 Plus Postage.  
 DESCRIPTORS \*Elementary Secondary Education; Information Services;  
 \*Learning Resources Centers; Library Administration; Library  
 Automation; Library Collections; Library Personnel; \*Library  
 Services; \*Library Statistics; \*School Libraries;  
 Statistical Data; Tables (Data)


## ABSTRACT

This document contains statistics and input-output measures for Colorado school libraries and media centers. High schools, middle/junior high schools, and elementary schools are each subdivided into sections by population. Each section includes the school identification (district, address, city, county, zip code); respondent identification (name, title, phone, fax, e-mail); service hours per typical week; library media staffing per typical week; activities of paid staff per typical week; computers with access to school library resources; Internet access for students; library media collection; library media usage per typical week; and annual operating expenditures. Totals for school library media centers are provided at the end of the report. Benchmarks for school library media centers in Colorado--ratios that should make it easier to compare an individual library media center's figures with those for other library media centers--are also provided and address both library media center resources and services. (AEF)


# STATISTICS

## & INPUT-OUTPUT MEASURES

### FOR SCHOOL LIBRARY MEDIA CENTERS IN COLORADO 2000



Keith Curry Lance  
Director  
Marcia J. Rodney  
Senior Consultant  
Nicolle Steffen  
Research Analyst



Colorado State Library

COLORADO  
DEPARTMENT OF  
EDUCATION

cde

2

BEST COPY AVAILABLE

University College

UNIVERSITY OF  
DENVER

3

PERMISSION TO REPRODUCE AND  
DISSEMINATE THIS MATERIAL HAS  
BEEN GRANTED BY

J.M. Schubert

TO THE EDUCATIONAL RESOURCES  
INFORMATION CENTER (ERIC)

1

U.S. DEPARTMENT OF EDUCATION  
Office of Educational Research and Improvement  
EDUCATIONAL RESOURCES INFORMATION  
CENTER (ERIC)

This document has been reproduced as  
received from the person or organization  
originating it.

Minor changes have been made to  
improve reproduction quality.

Points of view or opinions stated in this  
document do not necessarily represent  
official OERI position or policy.

**Colorado State Board of Education  
Seated January 2001**

Pat M. Chlouber, Chairman ..... Third Congressional District, Leadville  
 Randy DeHoff, Vice Chairman ..... Sixth Congressional District, Littleton  
 John Burnett..... Fifth Congressional District, Colorado Springs  
 Evie Hudak..... Second Congressional District, Arvada  
 Clair Orr..... Fourth Congressional District, Kersey  
 Jared Polis..... Member-At-Large, Boulder  
 Gully Stanford..... First Congressional District, Denver

William J. Moloney, Commissioner of Education and Secretary to the State Board of Education  
 Nancy M. Bolt, Assistant Commissioner, Colorado State Library

**Colorado Department of Education Mission Statement**

*“To lead, to serve, and to promote quality education for all”*

Our mission is to provide leadership and service to Colorado’s education community and, through collaboration with this community, to promote high-quality learning environments, high academic performance standards, and equitable learning opportunities for all Colorado’s diverse learners.

© 2001 Colorado Department of Education



# STATISTICS

&  
INPUT-OUTPUT MEASURES  
FOR

SCHOOL LIBRARY  
MEDIA CENTERS

IN  
COLORADO 2000

Library Research Service  
201 East Colfax Avenue, Suite 309  
Denver, Colorado 80203-1799

Keith Curry Lance    Director  
Voice: 303.866.6737    E-mail: [keithlance@earthlink.net](mailto:keithlance@earthlink.net)

For copies of this and other LRS publications, contact:

Louise S. Conner    Administrative Assistant  
Voice: 303.866.6906    E-mail: [Conner\\_L@cde.state.co.us](mailto:Conner_L@cde.state.co.us)

Keith Curry Lance  
Marcia J. Rodney  
Nicolle Steffen

April 2001

## Statistics and Input-Output Measures for School Library Media Centers in Colorado 2000

### TABLE OF CONTENTS

|   | Page |
|---|------|
| High schools – 2,000 and over.....                                      | 1    |
| School identification (district, address, city, county, zip code) ..... | 1    |
| Respondent identification (name, title, phone, fax, e-mail) .....       | 2    |
| Service hours per typical week.....                                     | 3    |
| Library media staffing per typical week.....                            | 3    |
| Activities of paid staff per typical week.....                          | 4    |
| Computers with access to school library resources.....                  | 7    |
| Internet access for students.....                                       | 8    |
| Library media collection.....   | 9    |
| Library media usage per typical week.....                               | 10   |
| Annual operating expenditures.....                                      | 11   |
| <br>  |      |
| High schools – 1,000-1,999.....   | 12   |
| School identification (district, address, city, county, zip code) ..... | 12   |
| Respondent identification (name, title, phone, fax, e-mail) .....       | 14   |
| Service hours per typical week.....                                     | 16   |
| Library media staffing per typical week.....                            | 16   |
| Activities of paid staff per typical week.....                          | 18   |
| Computers with access to school library resources.....                  | 24   |
| Internet access for students.....                                       | 26   |
| Library media collection.....   | 28   |
| Library media usage per typical week.....                               | 30   |
| Annual operating expenditures.....                                      | 32   |
| <br>  |      |
| High schools – 700-999.....   | 34   |
| School identification (district, address, city, county, zip code) ..... | 34   |
| Respondent identification (name, title, phone, fax, e-mail) .....       | 35   |
| Service hours per typical week.....                                     | 36   |

## Statistics and Input-Output Measures for School Library Media Centers in Colorado 2000

|  |    |
|--|----|
| High schools – 700-999 (continued)                                     |    |
| Library media staffing per typical week.....                           | 36 |
| Activities of paid staff per typical week.....                         | 37 |
| Computers with access to school library resources.....                 | 40 |
| Internet access for students.....                                      | 41 |
| Library media collection.....  | 42 |
| Library media usage per typical week.....                              | 43 |
| Annual operating expenditures.....                                     | 44 |
| High schools – 500-699.....  | 45 |
| School identification (district, address, city, county, zip code)..... | 45 |
| Respondent identification (name, title, phone, fax, e-mail).....       | 46 |
| Service hours per typical week.....                                    | 47 |
| Library media staffing per typical week.....                           | 47 |
| Activities of paid staff per typical week.....                         | 48 |
| Computers with access to school library resources.....                 | 51 |
| Internet access for students.....                                      | 52 |
| Library media collection.....  | 53 |
| Library media usage per typical week.....                              | 54 |
| Annual operating expenditures.....                                     | 55 |
| High schools – 300-499.....  | 56 |
| School identification (district, address, city, county, zip code)..... | 56 |
| Respondent identification (name, title, phone, fax, e-mail).....       | 57 |
| Service hours per typical week.....                                    | 58 |
| Library media staffing per typical week.....                           | 58 |
| Activities of paid staff per typical week.....                         | 59 |
| Computers with access to school library resources.....                 | 62 |
| Internet access for students.....                                      | 63 |
| Library media collection.....  | 64 |
| Library media usage per typical week.....                              | 65 |
| Annual operating expenditures.....                                     | 66 |

## Statistics and Input-Output Measures for School Library Media Centers in Colorado 2000

|   |    |
|---|----|
| High schools – Under 300 .....  | 67 |
| School identification (district, address, city, county, zip code) ..... | 67 |
| Respondent identification (name, title, phone, fax, e-mail) .....       | 68 |
| Service hours per typical week .....                                    | 69 |
| Library media staffing per typical week .....                           | 69 |
| Activities of paid staff per typical week .....                         | 70 |
| Computers with access to school library resources .....                 | 73 |
| Internet access for students .....                                      | 74 |
| Library media collection .....  | 75 |
| Library media usage per typical week .....                              | 76 |
| Annual operating expenditures .....                                     | 77 |
| <br>  |    |
| Jr. high/middle – 1,000-1,999 .....                                     | 78 |
| School identification (district, address, city, county, zip code) ..... | 78 |
| Respondent identification (name, title, phone, fax, e-mail) .....       | 79 |
| Service hours per typical week .....                                    | 80 |
| Library media staffing per typical week .....                           | 80 |
| Activities of paid staff per typical week .....                         | 81 |
| Computers with access to school library resources .....                 | 84 |
| Internet access for students .....                                      | 85 |
| Library media collection .....  | 86 |
| Library media usage per typical week .....                              | 87 |
| Annual operating expenditures .....                                     | 88 |
| <br>  |    |
| Jr. high/middle – 700-999 .....   | 89 |
| School identification (district, address, city, county, zip code) ..... | 89 |
| Respondent identification (name, title, phone, fax, e-mail) .....       | 90 |
| Service hours per typical week .....                                    | 91 |
| Library media staffing per typical week .....                           | 91 |
| Activities of paid staff per typical week .....                         | 92 |
| Computers with access to school library resources .....                 | 95 |

## Statistics and Input-Output Measures for School Library Media Centers in Colorado 2000

|   |     |
|---|-----|
| <b>Jr. high/middle – 700-999 (continued)</b>                            |     |
| Internet access for students .....                                      | 96  |
| Library media collection .....  | 97  |
| Library media usage per typical week .....                              | 98  |
| Annual operating expenditures .....                                     | 99  |
| <br>  |     |
| <b>Jr. high/middle – 500-699</b>  |     |
| School identification (district, address, city, county, zip code) ..... | 100 |
| Respondent identification (name, title, phone, fax, e-mail) .....       | 101 |
| Service hours per typical week .....                                    | 102 |
| Library media staffing per typical week .....                           | 102 |
| Activities of paid staff per typical week .....                         | 103 |
| Computers with access to school library resources .....                 | 106 |
| Internet access for students .....                                      | 107 |
| Library media collection .....  | 108 |
| Library media usage per typical week .....                              | 109 |
| Annual operating expenditures .....                                     | 110 |
| <br>  |     |
| <b>Jr. high/middle – 300-499</b>  |     |
| School identification (district, address, city, county, zip code) ..... | 111 |
| Respondent identification (name, title, phone, fax, e-mail) .....       | 111 |
| Service hours per typical week .....                                    | 112 |
| Library media staffing per typical week .....                           | 113 |
| Activities of paid staff per typical week .....                         | 113 |
| Computers with access to school library resources .....                 | 114 |
| Internet access for students .....                                      | 117 |
| Library media collection .....  | 118 |
| Library media usage per typical week .....                              | 119 |
| Annual operating expenditures .....                                     | 120 |
| Annual operating expenditures .....                                     | 121 |



## Statistics and Input-Output Measures for School Library Media Centers in Colorado 2000

|   |     |
|---|-----|
| Jr. high/middle – Under 300 .....                                       | 122 |
| School identification (district, address, city, county, zip code) ..... | 122 |
| Respondent identification (name, title, phone, fax, e-mail) .....       | 123 |
| Service hours per typical week .....                                    | 124 |
| Library media staffing per typical week .....                           | 124 |
| Activities of paid staff per typical week .....                         | 125 |
| Computers with access to school library resources .....                 | 128 |
| Internet access for students .....                                      | 129 |
| Library media collection .....  | 130 |
| Library media usage per typical week .....                              | 131 |
| Annual operating expenditures .....                                     | 132 |
| <br>  |     |
| Elementary – 700-999 .....  | 133 |
| School identification (district, address, city, county, zip code) ..... | 133 |
| Respondent identification (name, title, phone, fax, e-mail) .....       | 134 |
| Service hours per typical week .....                                    | 135 |
| Library media staffing per typical week .....                           | 135 |
| Activities of paid staff per typical week .....                         | 136 |
| Computers with access to school library resources .....                 | 139 |
| Internet access for students .....                                      | 140 |
| Library media collection .....  | 141 |
| Library media usage per typical week .....                              | 142 |
| Annual operating expenditures .....                                     | 143 |
| <br>  |     |
| Elementary – 500-699 .....  | 144 |
| School identification (district, address, city, county, zip code) ..... | 144 |
| Respondent identification (name, title, phone, fax, e-mail) .....       | 146 |
| Service hours per typical week .....                                    | 148 |
| Library media staffing per typical week .....                           | 148 |
| Activities of paid staff per typical week .....                         | 150 |
| Computers with access to school library resources .....                 | 156 |


## Statistics and Input-Output Measures for School Library Media Centers in Colorado 2000

|   |     |
|---|-----|
| Elementary – 500-699 (continued)  |     |
| Internet access for students .....                                      | 158 |
| Library media collection .....  | 160 |
| Library media usage per typical week .....                              | 162 |
| Annual operating expenditures .....                                     | 164 |
|   |     |
| Elementary – 300-499  |     |
| School identification (district, address, city, county, zip code) ..... | 166 |
| Respondent identification (name, title, phone, fax, e-mail) .....       | 168 |
| Service hours per typical week .....                                    | 170 |
| Library media staffing per typical week .....                           | 170 |
| Activities of paid staff per typical week .....                         | 172 |
| Computers with access to school library resources .....                 | 178 |
| Internet access for students .....                                      | 180 |
| Library media collection .....  | 182 |
| Library media usage per typical week .....                              | 184 |
| Annual operating expenditures .....                                     | 186 |
|   |     |
| Elementary – Under 300  |     |
| School identification (district, address, city, county, zip code) ..... | 188 |
| Respondent identification (name, title, phone, fax, e-mail) .....       | 188 |
| Service hours per typical week .....                                    | 190 |
| Library media staffing per typical week .....                           | 192 |
| Activities of paid staff per typical week .....                         | 194 |
| Computers with access to school library resources .....                 | 200 |
| Internet access for students .....                                      | 202 |
| Library media collection .....  | 204 |
| Library media usage per typical week .....                              | 206 |
| Annual operating expenditures .....                                     | 208 |



## Statistics and Input-Output Measures for School Library Media Centers in Colorado 2000

|   |     |
|---|-----|
| Combined schools - 500-699 and 300-499 .....                            | 210 |
| School identification (district, address, city, county, zip code) ..... | 210 |
| Respondent identification (name, title, phone, fax, e-mail) .....       | 211 |
| Service hours per typical week .....                                    | 212 |
| Library media staffing per typical week .....                           | 212 |
| Activities of paid staff per typical week .....                         | 213 |
| Computers with access to school library resources .....                 | 216 |
| Internet access for students .....                                      | 217 |
| Library media collection .....  | 218 |
| Library media usage per typical week .....                              | 219 |
| Annual operating expenditures .....                                     | 220 |
| <br>  |     |
| Combined schools – Under 300 .....                                      | 221 |
| School identification (district, address, city, county, zip code) ..... | 221 |
| Respondent identification (name, title, phone, fax, e-mail) .....       | 223 |
| Service hours per typical week .....                                    | 225 |
| Library media staffing per typical week .....                           | 225 |
| Activities of paid staff per typical week .....                         | 227 |
| Computers with access to school library resources .....                 | 233 |
| Internet access for students .....                                      | 235 |
| Library media collection .....  | 237 |
| Library media usage per typical week .....                              | 239 |
| Annual operating expenditures .....                                     | 241 |
| <br>  |     |
| Totals for School Library Media Centers in Colorado 2000                |     |
| Benchmarks for School Library Media Centers in Colorado 2000            |     |



**Statistics and  
Input-Output Measures for  
School Library Media Centers in  
Colorado 2000**



**Statistics and Input-Output Measures for  
School Library Media Centers in Colorado 2000**

| <b>SCHOOL IDENTIFICATION</b> |                             | <b>Enroll- District</b>  | <b>Address</b> | <b>City</b> | <b>County</b> | <b>Zip</b>  |
|------------------------------|-----------------------------|--------------------------|----------------|-------------|---------------|-------------|
| <b>School Name</b>           | <b>ment Name</b>            |                          |                |             |               | <b>Code</b> |
| <b>High 2,000 and Over</b>   |                             |                          |                |             |               |             |
| CHERRY CREEK HIGH SCHOOL     | 3591 Cherry Creek 5         | 9300 E Union Avenue      | Englewood      | Arapahoe    | 80111         |             |
| SMOKY HILL HIGH SCHOOL       | 2941 Cherry Creek 5         | 16100 East Smoky Hill Rd | Aurora         | Arapahoe    | 80015         |             |
| HORIZON HIGH SCHOOL          | 2532 Northglenn-Thornton 12 | 5321 E. 136th Ave.       | Brighton       | Adams       | 80602         |             |
| NORTHGLENN HIGH SCHOOL       | 2470 Northglenn-Thornton 12 | 601 W 100th Place        | Northglenn     | Adams       | 80221         |             |
| ARVADA WEST HIGH SCHOOL      | 2365 Jefferson County R-1   | 11325 Allendale Drive    | Arvada         | Jefferson   | 80004         |             |
| EAGLECREST HIGH SCHOOL       | 2323 Cherry Creek 5         | 5100 S Picadilly Street  | Aurora         | Arapahoe    | 80015         |             |
| OVERLAND HIGH SCHOOL         | 2026 Cherry Creek 5         | 12400 E. Jewell Ave      | Aurora         | Arapahoe    | 80012         |             |
| <b>Average</b>               | <b>2607</b>                 |                          |                |             |               |             |

## Statistics and Input-Output Measures for School Library Media Centers in Colorado 2000

### Respondent Identification

#### SCHOOL IDENTIFICATION

| School Name                | Enrollment  | Name of Respondent | Title                     | Phone        | Fax          | E-mail                           |
|----------------------------|-------------|--------------------|---------------------------|--------------|--------------|----------------------------------|
| <b>High 2,000 and Over</b> |             |                    |                           |              |              |                                  |
| CHERRY CREEK HIGH SCHOOL   | 3591        | Diana H. Thompson  | Library Media Specialist  | 720-544-2398 | 303-486-2398 | dthompson5@mail.ccsd.k12.co.us   |
| SMOKY HILL HIGH SCHOOL     | 2941        | Dottie Byer        | Library Media Coordinator | 720-886-5649 | 720-886-5661 | dbyer@mail.ccsd.k12.co.us        |
| HORIZON HIGH SCHOOL        | 2532        | Virginia Kracaw    | Media Specialist          | 720-872-4440 | 720-872-4599 | Virginia_Kracaw@ceo.cudenver.edu |
| NORTHGLENN HIGH SCHOOL     | 2470        | Diane Caro         | Library Media Specialist  | 720-976-7638 |              |                                  |
| ARVADA WEST HIGH SCHOOL    | 2365        | Diane Freeman      | Library Info Specialist   | 303-982-1287 | 303-982-1305 | dfreeman@jeffco.k12.co.us        |
| EAGLECREST HIGH SCHOOL     | 2323        | Barbara Thorngren  | Media Center Coordinator  | 720-886-1287 | 720-886-1243 | bthorngren@mail.ccsd.k12.co.us   |
| OVERLAND HIGH SCHOOL       | 2026        | Anne Cady          | Media technician          | 720-747-3744 |              | acady@mail.ccsd.k12.co.us        |
| <b>Average</b>             | <b>2607</b> |                    |                           |              |              |                                  |

## Statistics and Input-Output Measures for School Library Media Centers in Colorado 2000

| SCHOOL IDENTIFICATION      | Service Hours Per Typical Week |                           |                             |  |
|----------------------------|--------------------------------|---------------------------|-----------------------------|--|
|                            | Enroll-<br>ment                | Open -<br>School<br>Hours | Closed -<br>School<br>Hours | Hours<br>After<br>4:00 PM<br>Summer<br>Hours |
| <b>High 2,000 and Over</b> |                                |                           |                             |  |
| CHERRY CREEK HIGH SCHOOL   | 3591                           | 45                        | 0                           | 8  |
| SMOKY HILL HIGH SCHOOL     | 2941                           | 43                        | 0                           | 0  |
| HORIZON HIGH SCHOOL        | 2532                           | 40                        | 0                           | 4  |
| NORTHGLENN HIGH SCHOOL     | 2470                           | 45                        | 0                           | 0  |
| ARVADA WEST HIGH SCHOOL    | 2365                           | 40                        | 0                           | 0  |
| EAGLECREST HIGH SCHOOL     | 2323                           | 43                        | 0                           | 0  |
| OVERLAND HIGH SCHOOL       | 2026                           | 43                        | 0                           | 0  |
| <b>Average</b>             | <b>2607</b>                    | <b>43</b>                 | <b>0</b>                    | <b>2</b>                                     |

| Library Media Staffing Per Typical Week |                       |                             |                               |                              |                              |
|---|-----------------------|-----------------------------|-------------------------------|------------------------------|------------------------------|
| Number<br>of LMS                        | Total<br>Hours<br>LMS | Number<br>of other<br>staff | Total<br>hours<br>other staff | Number<br>of entire<br>staff | Hours<br>for entire<br>staff |
|   |                       |                             |                               |                              |                              |
| 3                                       | 120                   | 3                           | 120                           | 6                            | 240                          |
| 3                                       | 80                    | 1                           | 40                            | 4                            | 120                          |
| 1                                       | 40                    | 3                           | 95                            | 0                            | 0                            |
| 2                                       | 85                    | 4                           | 136                           | 6                            | 221                          |
| 3                                       | 120                   | 6                           | 240                           | 9                            | 360                          |
| <b>3</b>                                | <b>95</b>             | <b>4</b>                    | <b>158</b>                    | <b>6</b>                     | <b>217</b>                   |

## Statistics and Input-Output Measures for School Library Media Centers in Colorado 2000

### Activities of Paid Staff Per Typical Week

#### Collaboration

| SCHOOL IDENTIFICATION      | Enrollment  | Plan with Teachers |              | Co-op Teaching |              | Providing Inservice |              | Read/ Incentive Activities |              | Read/ Incentive Activities |              | Collection Development |              |
|----------------------------|-------------|--------------------|--------------|----------------|--------------|---------------------|--------------|----------------------------|--------------|----------------------------|--------------|------------------------|--------------|
|                            |             | Contract           | Non-Contract | Contract       | Non-Contract | Contract            | Non-Contract | Contract                   | Non-Contract | Contract                   | Non-Contract | Contract               | Non-Contract |
| <b>High 2,000 and Over</b> |             |                    |              |                |              |                     |              |                            |              |                            |              |                        |              |
| CHERRY CREEK HIGH SCHOOL   | 3591        | 30                 | 5            | 115            | 0            | 1                   | 3            | 1                          | 0            | 5                          | 5            | 5                      | 5            |
| SMOKY HILL HIGH SCHOOL     | 2941        | 18                 | 15           | 60             |              | 36                  |              | 3                          |              | 15                         | 15           | 15                     | 15           |
| HORIZON HIGH SCHOOL        | 2532        | 6                  |              | 38             |              | 1                   |              | 1                          |              | 2                          | 2            | 2                      | 2            |
| NORTHGLENN HIGH SCHOOL     | 2470        |                    |              |                |              |                     |              |                            |              |                            |              |                        |              |
| ARVADA WEST HIGH SCHOOL    | 2365        | 9                  | 6            | 9              | 0            | 0                   | 0            | 2                          | 0            | 7                          | 7            | 7                      | 2            |
| EAGLECREST HIGH SCHOOL     | 2323        | 4                  | 2            | 30             |              | 4                   |              | 6                          |              | 6                          | 6            | 6                      | 10           |
| OVERLAND HIGH SCHOOL       | 2026        | 20                 | 40           | 40             |              | 6                   |              | 4                          | 10           | 2                          | 2            | 2                      | 4            |
| <b>Average</b>             | <b>2607</b> | <b>15</b>          | <b>7</b>     | <b>49</b>      | <b>0</b>     | <b>8</b>            | <b>3</b>     | <b>3</b>                   | <b>3</b>     | <b>6</b>                   | <b>6</b>     | <b>6</b>               | <b>7</b>     |



**Statistics and Input-Output Measures for  
School Library Media Centers in Colorado 2000**

**Activities of Paid Staff Per Typical Week (Continued)**

**Leadership**

| SCHOOL IDENTIFICATION      | Enrollment  | Meeting w/ Library Staff |              | Meeting w/ Administrators |              | Meeting w/ Faculty &/or Staff |              | Curriculum &/or Standards |              |
|----------------------------|-------------|--------------------------|--------------|---------------------------|--------------|-------------------------------|--------------|---------------------------|--------------|
|                            |             | Contract                 | Non-Contract | Contract                  | Non-Contract | Contract                      | Non-Contract | Meetings                  | Non-Contract |
| <b>High 2,000 and Over</b> |             |                          |              |                           |              |                               |              |                           |              |
| CHERRY CREEK HIGH SCHOOL   | 3591        | 8                        | 2            | 2                         | 1            | 0                             | 2            | 0                         | 2            |
| SMOKY HILL HIGH SCHOOL     | 2941        | 2                        | 1            | 1                         | 0            | 0                             | 0            | 1                         | 0            |
| HORIZON HIGH SCHOOL        | 2532        | 0                        |              | 0                         |              | 1                             |              | 1                         |              |
| NORTHGLENN HIGH SCHOOL     | 2470        |                          |              |                           |              |                               |              |                           |              |
| ARVADA WEST HIGH SCHOOL    | 2365        | 1                        | 1            | 1                         | 0            | 1                             | 2            | 1                         | 0            |
| EAGLECREST HIGH SCHOOL     | 2323        | 7                        | 6            | 3                         | 3            | 4                             |              | 2                         |              |
| OVERLAND HIGH SCHOOL       | 2026        | 13                       | 3            | 3                         |              | 6                             |              | 6                         |              |
| <b>Average</b>             | <b>2607</b> | <b>5</b>                 | <b>3</b>     | <b>2</b>                  | <b>0</b>     | <b>2</b>                      | <b>1</b>     | <b>2</b>                  | <b>1</b>     |

**Statistics and Input-Output Measures for  
School Library Media Centers in Colorado 2000**

**Activities of Paid Staff Per Typical Week (Continued)**

| SCHOOL IDENTIFICATION      | Activities of Paid Staff Per Typical Week (Continued) |                                    |  |                                     |   |                                    |  |                                     |   |                                      |  |  |
|----------------------------|---|------------------------------------|--|-------------------------------------|---|------------------------------------|--|-------------------------------------|---|--------------------------------------|--|--|
|                            | Technology  |                                    |  |                                     | Other                                   |                                    |  |                                     | Totals                                  |                                      |  |  |
|                            | Enroll-<br>ment                                       | Managing<br>Technology<br>Contract | Managing<br>Technology<br>Non-Contract | All Other<br>Activities<br>Contract | All Other<br>Activities<br>Non-Contract | Managing<br>Technology<br>Contract | Managing<br>Technology<br>Non-Contract | All Other<br>Activities<br>Contract | All Other<br>Activities<br>Non-Contract | Paid Staff<br>Weekly/Hrs<br>Contract | Paid Staff<br>Weekly/Hrs<br>Non-Contract | Paid Staff<br>Weekly/Hrs<br>Non-Contract |
| <b>High 2,000 and Over</b> |   |                                    |  |                                     |   |                                    |  |                                     |   |                                      |  |  |
| CHERRY CREEK HIGH SCHOOL   | 3591  | 150                                | 5                                      | 130                                 | 5                                       | 5                                  | 15                                     | 442                                 | 30                                      |                                      |  |  |
| SMOKY HILL HIGH SCHOOL     | 2941  | 50                                 |  | 54                                  | 15                                      |                                    |  | 240                                 | 46                                      |                                      |  |  |
| HORIZON HIGH SCHOOL        | 2532  | 38                                 |  | 34                                  |   |                                    |  | 120                                 |   |                                      |  |  |
| NORTHGLENN HIGH SCHOOL     | 2470  |                                    |  |                                     |   |                                    |  | 0                                   | 0                                       |                                      |  |  |
| ARVADA WEST HIGH SCHOOL    | 2365  | 4                                  | 2                                      | 100                                 | 2                                       |                                    |  | 135                                 | 15                                      |                                      |  |  |
| EAGLECREST HIGH SCHOOL     | 2323  | 43                                 |  | 113                                 | 6                                       |                                    |  | 221                                 | 24                                      |                                      |  |  |
| OVERLAND HIGH SCHOOL       | 2026  | 60                                 |  | 200                                 |   |                                    |  | 360                                 |   |                                      |  |  |
| <b>Average</b>             | <b>2607</b>   | <b>58</b>                          | <b>4</b>                               | <b>105</b>                          | <b>7</b>                                | <b>4</b>                           | <b>105</b>                             | <b>217</b>                          | <b>23</b>                               |                                      |  |  |



**Statistics and Input-Output Measures for  
School Library Media Centers in Colorado 2000**

**Computers with Access to School Library Resources**

| SCHOOL IDENTIFICATION      | Enroll-<br>ment | Total Computers    |                                   | Computers With Access to... |                                    |                      |                                     | Catalogue            |                                     | Databases |     |
|----------------------------|-----------------|--------------------|-----------------------------------|-----------------------------|------------------------------------|----------------------|-------------------------------------|----------------------|-------------------------------------|-----------|-----|
|                            |                 | Located<br>Library | Located<br>Elsewhere<br>in School | Internet<br>Library         | Internet<br>elsewhere<br>in School | Catalogue<br>Library | Catalogue<br>elsewhere<br>in School | Databases<br>Library | Databases<br>elsewhere<br>in School |           |     |
| <b>High 2,000 and Over</b> |                 |                    |                                   |                             |                                    |                      |                                     |                      |                                     |           |     |
| CHERRY CREEK HIGH SCHOOL   | 3591            | 150                | 700                               | 150                         | 700                                | 150                  | 700                                 | 150                  | 700                                 | 150       | 700 |
| SMOKY HILL HIGH SCHOOL     | 2941            | 25                 | 400                               | 25                          | 400                                | 25                   | 400                                 | 25                   | 400                                 | 25        | 400 |
| HORIZON HIGH SCHOOL        | 2532            | 21                 | 0                                 | 21                          | 0                                  | 24                   | 0                                   | 21                   | 0                                   | 21        | 0   |
| NORTHGLENN HIGH SCHOOL     | 2470            | 12                 | 300                               | 4                           | 300                                | 12                   | 300                                 | 12                   | 300                                 | 12        | 300 |
| ARVADA WEST HIGH SCHOOL    | 2365            | 36                 | 518                               | 36                          | 498                                | 36                   | 498                                 | 36                   | 498                                 | 36        | 498 |
| EAGLECREST HIGH SCHOOL     | 2323            | 157                | 319                               | 157                         | 319                                | 157                  | 319                                 | 157                  | 319                                 | 157       | 319 |
| OVERLAND HIGH SCHOOL       | 2026            | 67                 | 373                               | 66                          | 370                                | 67                   | 370                                 | 67                   | 370                                 | 67        | 370 |
| <b>Average</b>             | <b>2607</b>     |                    |                                   |                             |                                    |                      |                                     |                      |                                     |           |     |

**Statistics and Input-Output Measures for  
School Library Media Centers in Colorado 2000**

**Internet Access for Students**

| <b>SCHOOL IDENTIFICATION</b> |                   |                        |                            |                                 |   |                           |                                     |                                     |                                 |                     |  |
|------------------------------|-------------------|------------------------|----------------------------|---------------------------------|---|---------------------------|-------------------------------------|-------------------------------------|---------------------------------|---------------------|--|
| <b>School Name</b>           | <b>Enrollment</b> | <b>No Restrictions</b> | <b>Parental Permission</b> | <b>Grade-level Restrictions</b> | <b>Unrestricted from grade "blank" up</b> | <b>Other Restrictions</b> | <b>Other Restrictions - Specify</b> | <b>Access via Pre-selected Menu</b> | <b>Student Terminals Filter</b> | <b>Filter Level</b> |  |
| <b>High 2,000 and Over</b>   |                   |                        |                            |                                 |   |                           |                                     |                                     |                                 |                     |  |
| CHERRY CREEK HIGH SCHOOL     | 3591              | F                      | T                          | F                               | F   | F                         |                                     | F                                   | All                             | District            |  |
| SMOKY HILL HIGH SCHOOL       | 2941              | F                      | T                          | F                               | F   | F                         |                                     | F                                   | All                             | District            |  |
| HORIZON HIGH SCHOOL          | 2532              | F                      | T                          | F                               |   | T                         | Each student has LMC server acc     | F                                   | None                            |                     |  |
| NORTHGLENN HIGH SCHOOL       | 2470              |                        |                            |                                 |   |                           |                                     |                                     |                                 |                     |  |
| ARVADA WEST HIGH SCHOOL      | 2365              | F                      | T                          | F                               | F   | F                         |                                     | F                                   | All                             | District            |  |
| EAGLECREST HIGH SCHOOL       | 2323              | F                      | T                          | F                               | F   | F                         |                                     | F                                   | All                             | District            |  |
| OVERLAND HIGH SCHOOL         | 2026              | F                      | T                          | F                               | F   | F                         |                                     | F                                   | All                             | District            |  |
| <b>Average</b>               | <b>2607</b>       |                        |                            |                                 |   |                           |                                     |                                     |                                 |                     |  |



**Statistics and Input-Output Measures for  
School Library Media Centers in Colorado 2000**

**Library Media Collection**

| <b>SCHOOL IDENTIFICATION</b> |                         | <b>Library Media Collection</b> |                                       |  |                        |                                     |                            |                            |                              |                               |  |
|------------------------------|-------------------------|---------------------------------|---------------------------------------|--|------------------------|-------------------------------------|----------------------------|----------------------------|------------------------------|-------------------------------|--|
| <b>School Name</b>           | <b>Enroll-<br/>ment</b> | <b>Print<br/>volumes</b>        | <b>Nonfiction<br/>Avg.<br/>© Date</b> | <b>Ref. Titles<br/>on CD-ROM/<br/>laser disk</b> | <b>Avg.<br/>© Date</b> | <b>Periodical<br/>Subscriptions</b> | <b>Audio<br/>Materials</b> | <b>Video<br/>Materials</b> | <b>Computer<br/>Software</b> | <b>Online CD<br/>Services</b> |  |
| <b>High 2,000 and Over</b>   |                         |                                 |                                       |  |                        |                                     |                            |                            |                              |                               |  |
| CHERRY CREEK HIGH SCHOOL     | 3591                    | 46000                           | 1980                                  | 50   | 1986                   | 90                                  | 100                        | 400                        | 25                           | T                             |  |
| SMOKY HILL HIGH SCHOOL       | 2941                    | 45000                           | 1975                                  | 30   | 1996                   | 80                                  | 200                        | 300                        | 5                            | T                             |  |
| HORIZON HIGH SCHOOL          | 2532                    | 17063                           |                                       |  |                        | 24                                  | 371                        | 1008                       | 13                           | T                             |  |
| NORTHGLENN HIGH SCHOOL       | 2470                    | 18                              | 1980                                  | 20   | 1999                   | 40                                  |                            | 1044                       | 34                           | T                             |  |
| ARVADA WEST HIGH SCHOOL      | 2365                    | 19000                           | 1980                                  | 3  | 1998                   | 40                                  | 100                        | 50                         | 3                            | T                             |  |
| EAGLECREST HIGH SCHOOL       | 2323                    | 27623                           | 1987                                  | 26   | 1995                   | 79                                  | 213                        |                            | 7                            | T                             |  |
| OVERLAND HIGH SCHOOL         | 2026                    | 42000                           | 1995                                  | 1  | 1998                   | 110                                 | 208                        | 126                        | 25                           | T                             |  |
| <b>Average</b>               | <b>2607</b>             | <b>28101</b>                    | <b>1983</b>                           | <b>22</b>  | <b>1995</b>            | <b>66</b>                           | <b>199</b>                 | <b>488</b>                 | <b>16</b>                    |                               |  |



## Statistics and Input-Output Measures for School Library Media Centers in Colorado 2000

Library Media Usage Per Typical Week

| SCHOOL IDENTIFICATION      | Total Visits |             | Info Skills Instruction |                         | Circulation Materials Per Week | ILL & Document Delivery    |           |           |
|----------------------------|--------------|-------------|-------------------------|-------------------------|--------------------------------|----------------------------|-----------|-----------|
|                            | Enrollment   | Individuals | Classes &/or Groups     | Contacts w/ Individuals |                                | Contacts w/ Classes/Groups | Lending   | Borrowing |
| <b>High 2,000 and Over</b> |              |             |                         |                         |                                |                            |           |           |
| CHERRY CREEK HIGH SCHOOL   | 3591         | 9300        | 64                      | 200                     | 40                             | 30                         | 18        |           |
| SMOKY HILL HIGH SCHOOL     | 2941         | 6000        | 30                      | 1000                    | 20                             | 40                         | 40        |           |
| HORIZON HIGH SCHOOL        | 2532         | 1200        | 40                      | 500                     | 7                              | 3                          | 1         |           |
| NORTHGLENN HIGH SCHOOL     | 2470         | 800         | 50                      | 650                     | 20                             | 3                          | 3         |           |
| ARVADA WEST HIGH SCHOOL    | 2365         | 3000        | 12                      | 100                     | 10                             | 0                          | 0         |           |
| EAGLECREST HIGH SCHOOL     | 2323         | 4213        | 27                      | 520                     | 18                             | 21                         | 19        |           |
| OVERLAND HIGH SCHOOL       | 2026         | 8600        | 62                      | 400                     | 30                             | 21                         | 20        |           |
| <b>Average</b>             | <b>2607</b>  | <b>4730</b> | <b>41</b>               | <b>481</b>              | <b>21</b>                      | <b>17</b>                  | <b>14</b> |           |

**Statistics and Input-Output Measures for  
School Library Media Centers in Colorado 2000**

| SCHOOL IDENTIFICATION        | Annual Operating Expenditures |                 |                            |              |                               |                              |                 | Total Operating expenditures |
|------------------------------|-------------------------------|-----------------|----------------------------|--------------|-------------------------------|------------------------------|-----------------|------------------------------|
|                              | Enroll-ment                   | Print           | Electronic Formats (local) | Non-Print    | Electronic Access (non-local) | Other Operating Expenditures |                 |                              |
| <b>Materials in Dollars:</b> |                               |                 |                            |              |                               |                              |                 |                              |
| <b>High 2,000 and Over</b>   |                               |                 |                            |              |                               |                              |                 |                              |
| CHERRY CREEK HIGH SCHOOL     | 3591                          | \$21,850        | \$50                       | \$100        | \$8,500                       | \$22,260                     | \$52,760        |                              |
| SMOKY HILL HIGH SCHOOL       | 2941                          | \$20,000        | \$4,000                    | \$1,000      | \$5,000                       | \$15,000                     | \$45,000        |                              |
| HORIZON HIGH SCHOOL          | 2532                          | \$4,493         | \$0                        | \$0          | \$5,445                       | \$13,257                     | \$23,195        |                              |
| NORTHGLENN HIGH SCHOOL       | 2470                          | \$22,933        | \$0                        | \$0          | \$10,071                      | \$0                          | \$33,004        |                              |
| ARVADA WEST HIGH SCHOOL      | 2365                          | \$11,000        | \$200                      | \$200        | \$2,800                       | \$9,000                      | \$23,200        |                              |
| EAGLECREST HIGH SCHOOL       | 2323                          | \$24,459        | \$200                      | \$475        | \$4,205                       | \$4,791                      | \$34,130        |                              |
| OVERLAND HIGH SCHOOL         | 2026                          | \$31,400        | \$3,700                    | \$1,500      | \$5,400                       | \$7,400                      | \$49,400        |                              |
| <b>Average</b>               | <b>2607</b>                   | <b>\$19,448</b> | <b>\$1,164</b>             | <b>\$468</b> | <b>\$5,917</b>                | <b>\$10,244</b>              | <b>\$37,241</b> |                              |

## Statistics and Input-Output Measures for School Library Media Centers in Colorado 2000

### SCHOOL IDENTIFICATION

| School Name               | Enroll- District<br>ment Name | Address                  | City             | County    | Zip<br>Code |
|---------------------------|-------------------------------|--------------------------|------------------|-----------|-------------|
| <b>High 1,000-1,999</b>   |                               |                          |                  |           |             |
| CHATFIELD HIGH SCHOOL     | 1936 Jefferson County R-1     | 7227 So. Simms St.       | Littleton        | Jefferson | 80127       |
| DOHERTY HIGH SCHOOL       | 1900 Colorado Springs 11      | 4515 Barnes Rd           | Colorado Springs | El Paso   | 80917       |
| STANDLEY LAKE HIGH SCHOOL | 1853 Jefferson County R-1     | 9300 W 104th Avenue      | Westminster      | Jefferson | 80021       |
| HERITAGE HIGH SCHOOL      | 1830 Littleton 6              | 2756 East Nichols Circle | Littleton        | Arapahoe  | 80120       |
| THOMPSON VALLEY HIGH SCH  | 1812 Thompson R-2J            | 1669 Eagle Dr            | Loveland         | Larimer   | 80537       |
| ARVADA HIGH SCHOOL        | 1799 Jefferson County R-1     | 7951 W. 65th Ave.        | Arvada           | Jefferson | 80004       |
| BOULDER HIGH SCHOOL       | 1789 Boulder Valley RE 2      | 1604 Arapahoe            | Boulder          | Boulder   | 80302       |
| WEST HIGH SCHOOL          | 1740 Denver County 1          | 951 Elati Street         | Denver           | Denver    | 80204       |
| LONGMONT HIGH SCHOOL      | 1705 St Vrain Valley RE 1J    | 1040 Sunset Street       | Longmont         | Boulder   | 80501       |
| GRAND JUNCTION HIGH SCH   | 1601 Mesa County Valley 51    | 1400 N Fifth St          | Grand Junction   | Mesa      | 81501       |
| CENTRAL HIGH SCHOOL       | 1487 Mesa County Valley 51    | 3130 E 1/2 Road          | Grand Junction   | Mesa      | 81504       |
| DURANGO HIGH SCHOOL       | 1478 Durango 9-R              | 2390 No Main             | Durango          | La Plata  | 81301       |
| RAMPART HIGH SCHOOL       | 1464 Academy 20               | 8250 Lexington Drive     | Colorado Springs | El Paso   | 80920       |
| AIR ACADEMY HIGH SCHOOL   | 1457 Academy 20               | 6910 Carlton Drive       | USAFA            | El Paso   | 80840       |
| WESTMINSTER HIGH SCHOOL   | 1440 Westminster 50           | 4276 West 68th Avenue    | Westminster      | Adams     | 80030       |
| IVER C. RANUM HIGH SCHOOL | 1412 Westminster 50           | 2401 W. 80th             | Denver           | Adams     | 80221       |
| SOUTH HIGH SCHOOL         | 1331 Pueblo City 60           | 1801 Hollywood Drive     | Pueblo           | Pueblo    | 81005       |
| SKYLINE HIGH SCHOOL       | 1309 St Vrain Valley RE 1J    | 600 E Mountain View      | Longmont         | Boulder   | 80303       |
| WIDEFIELD HIGH SCHOOL     | 1303 Widefield 3              | 615 Widefield Drive      | Colorado Springs | El Paso   | 80911       |
| ADAMS CITY HIGH SCHOOL    | 1289 Adams County 14          | 4291 E 68th Avenue       | Commerce City    | Adams     | 80022       |
| LEWIS-PALMER HIGH SCHOOL  | 1282 Lewis-Palmer 38          | 1300 Higby Road          | Monument         | El Paso   | 80132       |
| MESA RIDGE HIGH SCHOOL    | 1228 Widefield 3              | 6070 Mesa Ridge Pkwy.    | Colorado Springs | El Paso   | 80911       |
| SIERRA HIGH SCHOOL        | 1203 Harrison 2               | 2250 Jet Wing Drive      | Colorado Springs | El Paso   | 80916       |
| CHEYENNE MTN HIGH SCHOOL  | 1180 Cheyenne Mountain 12     | 1200 Cresta Road         | Colorado Springs | CO        | 80906       |
| CANON CITY HIGH SCHOOL    | 1172 Canon City RE-1          | 1313 College Avenue      | Canon City       | Fremont   | 81212       |



## Statistics and Input-Output Measures for School Library Media Centers in Colorado 2000

| <b>SCHOOL IDENTIFICATION</b>        |  | <b>Enroll-<br/>ment</b> | <b>District<br/>Name</b> | <b>Address</b>              | <b>City</b>         | <b>County</b> | <b>Zip<br/>Code</b> |
|-------------------------------------|--|-------------------------|--------------------------|-----------------------------|---------------------|---------------|---------------------|
| <b>School Name</b>                  |  |                         |                          |                             |                     |               |                     |
| <b>High 1,000-1,999 (Continued)</b> |  |                         |                          |                             |                     |               |                     |
| LIBERTY HIGH SCHOOL                 |  | 1160                    | Academy 20               | 8720 Scarborough Dr         | Colorado Springs    | El Paso       | 80920               |
| GREELEY WEST HIGH SCHOOL            |  | 1150                    | Greeley 6                | 2401 35th Avenue            | Greeley             | Weld          | 80634               |
| ENGLEWOOD HIGH SCHOOL               |  | 1135                    | Englewood 1              | 3800 S. Logan Street        | Englewood 1         | Arapahoe      | 80110               |
| WOODLAND PARK HIGH SCHOOL           |  | 1059                    | Woodland Park RE-2       | PO Box 99                   | Woodland Park       | Teller        | 80866               |
| PINE CREEK HIGH SCHOOL              |  | 1031                    | Academy 20               | 10750 Thunder Mountain Ave. | Colorado Springs, C | El Paso       | 80908               |
| <b>Average</b>                      |  | <b>1451</b>             |                          |                             |                     |               |                     |

## Statistics and Input-Output Measures for School Library Media Centers in Colorado 2000

### Respondent Identification

#### SCHOOL IDENTIFICATION

| School Name               | Enrollment | Name of Respondent    | Title                            | Phone        | Fax          | E-mail                         |
|---------------------------|------------|-----------------------|----------------------------------|--------------|--------------|--------------------------------|
| <b>High 1,000-1,999</b>   |            |                       |                                  |              |              |                                |
| CHATFIELD HIGH SCHOOL     | 1936       | Barbara Stover        | Library Info Specialist          | 303-982-3650 | 303-982-3672 | bstover@jeffco.k12.co.us       |
| DOHERTY HIGH SCHOOL       | 1900       | Sally Miller          | Coordinator of Info & Technology | 719-328-6424 | 719-328-6487 | millesm@1d11.org               |
| STANDLEY LAKE HIGH SCHOOL | 1853       | Marty Harris          | Part-time Librarian              | 303-982-3200 | 303-982-3313 |                                |
| HERITAGE HIGH SCHOOL      | 1830       | Sandy Dutcher         | Media Specialist                 | 303-347-7675 | 303-347-7690 | sdutcher@lps.k12.co.us         |
| THOMPSON VALLEY HIGH SCH  | 1812       | Verla Vermeer         | Media Specialist                 | 970-613-7924 | 970-613-7998 | vermeer@thompson.k12.co.us     |
| ARVADA HIGH SCHOOL        | 1799       | Jana-Ruth Achbach     | Library Info Specialist          | 303-982-0136 | 303-982-0137 | jachbach@jeffco.k12.co.us      |
| BOULDER HIGH SCHOOL       | 1789       | Michael Serrano       | Media Tech                       | 303-442-2430 | 303-447-5317 | serranom@bvsd.k12.co.us        |
| WEST HIGH SCHOOL          | 1740       | Marthanne Simons      | Library Media Specialist         | 303-620-5342 | 303-620-5411 | marthanne-simons@dps.k12.org   |
| LONGMONT HIGH SCHOOL      | 1705       | Pat Hipsher           | Media Specialist                 |              |              | hipsher-pat@stvrain.k12.co.us  |
| GRAND JUNCTION HIGH SCH   | 1601       | Nancy Hurst           | Library Media Specialist         | 970-242-7496 | 970-242-8707 | nancyh@mesa.k12.co.us          |
| CENTRAL HIGH SCHOOL       | 1487       | Leota Sweetman-McPeck | Librarian                        | 970-434-7311 | 970-434-3924 | leota@mesa.k12.co.us           |
| DURANGO HIGH SCHOOL       | 1478       | Paula C Lutz          | Director                         | 970-259-1630 | 970-385-1493 | plutz@frontier.net             |
| RAMPART HIGH SCHOOL       | 1464       | Sue Clarke            | Media Specialist                 | 719-594-9292 | 719-598-7667 | sclarke@d20.co.edu             |
| AIR ACADEMY HIGH SCHOOL   | 1457       | Jan Veteto            | Library Media Specialist         | 719-472-1295 | 719-472-1413 | jveteto@d20.co.edu             |
| WESTMINSTER HIGH SCHOOL   | 1440       | Marilyn Flachman      | Librarian                        | 303-428-9541 | 303-657-3988 | mflachman@adams50.k12.co.us    |
| IVER C. RANUM HIGH SCHOOL | 1412       | Marilyn Swan          | Librarian                        | 303-428-9577 | 303-426-6578 | mswan@adams50.k12.co.us        |
| SOUTH HIGH SCHOOL         | 1331       | Franklin Valliant     | librarian                        | 719-549-7267 | 719-549-7277 | shsmedia@hotmail.com           |
| SKYLINE HIGH SCHOOL       | 1309       | Elaine Morse          | Media Specialist                 | 303-651-0123 | 303-678-1830 | morse-elaine@stvrain.k12.co.us |
| WIDEFIELD HIGH SCHOOL     | 1303       | Deb Redlinger         | Librarian                        | 719-391-3161 | 719-391-8072 | whsl@wsd3.k12.co.us            |
| ADAMS CITY HIGH SCHOOL    | 1289       | Teri Dochn            | Librarian                        | 303-853-7728 |              |                                |
| LEWIS-PALMER HIGH SCHOOL  | 1282       | Debra Phillips        | Library Media Specialist         | 719-488-4720 | 719-488-4723 | dphillips@lpsd.k12.co.us       |
| MESA RIDGE HIGH SCHOOL    | 1228       | Sandra L. Koch        | Substitute Librarian             | 719-391-3640 | 719-390-9697 | mesaridge@wsd3.k12.co.us       |
| SIERRA HIGH SCHOOL        | 1203       | Helen Knudsen         | Library-media specialist         | 719-579-2547 | 719-579-2332 |                                |
| CHEYENNE MTN HIGH SCHOOL  | 1180       | Rychie Nelson         | Librarian                        | 719-475-6110 | 719-475-6118 | nelson@cmsd.k12.co.us          |
| CANON CITY HIGH SCHOOL    | 1172       | Bill Coyle            | Librarian                        | 719-276-5907 | 719-276-5888 | coyleb@canon.k12.co.us         |

**Statistics and Input-Output Measures for  
School Library Media Centers in Colorado 2000**

**Respondent Identification**

**SCHOOL IDENTIFICATION**

| School Name                         | Enrollment  | Name of Respondent | Title                    | Phone        | Fax          | E-mail                           |
|-------------------------------------|-------------|--------------------|--------------------------|--------------|--------------|----------------------------------|
| <b>High 1,000-1,999 (Continued)</b> |             |                    |                          |              |              |                                  |
| LIBERTY HIGH SCHOOL                 | 1160        | Sue Graham         | Library Media Specialist | 719-282-1000 | 719-282-1006 | sgraham@d20.co.edu               |
| GREELEY WEST HIGH SCHOOL            | 1150        | Jean Speer         | Library Media Specialist | 970-330-5303 | 970-330-1368 | jspeer@psd.k12.co.us             |
| ENGLEWOOD HIGH SCHOOL               | 1135        | Joann Patterson    | Library Media Specialist | 303-806-2245 | 303-806-2297 | joann-patterson@ceo.cudenver.edu |
| WOODLAND PARK HIGH SCHOOL           | 1059        | Renee Rowcliffe    | Library Media Specialist | 719-686-2075 | 719-687-3880 | rowcliffe@hotmail.com            |
| PINE CREEK HIGH SCHOOL              | 1031        | Karen Bertel       | Library/Media Specialist | 719-598-3127 | 719-265-8210 | kbertel@d20.co.edu               |
| <b>Average</b>                      | <b>1451</b> |                    |                          |              |              |                                  |

## Statistics and Input-Output Measures for School Library Media Centers in Colorado 2000

| SCHOOL IDENTIFICATION     | Service Hours Per Typical Week |                     |                     |                     | Library Media Staffing Per Typical Week |               |                 |                       |                         |                        |                        |
|---------------------------|--------------------------------|---------------------|---------------------|---------------------|---|---------------|-----------------|-----------------------|-------------------------|------------------------|------------------------|
|                           | Enrollment                     | Open - School Hours |                     | Hours After 4:00 PM | Summer Hours                            | Number of LMS | Total Hours LMS | Number of other staff | Total hours other staff | Number of entire staff | Hours for entire staff |
|                           |                                | School Hours        | Closed School Hours |                     |   |               |                 |                       |                         |                        |                        |
| <b>High 1,000-1,999</b>   |                                |                     |                     |                     |   |               |                 |                       |                         |                        |                        |
| CHATFIELD HIGH SCHOOL     | 1936                           | 40                  | 1                   | 3                   | 0                                       | 2             | 60              | 4                     | 70                      | 6                      | 130                    |
| DOHERTY HIGH SCHOOL       | 1900                           | 45                  | 0                   | 3                   | 0                                       | 1             | 4               | 4                     | 160                     | 5                      | 164                    |
| STANDLEY LAKE HIGH SCHOOL | 1853                           | 41                  | 0                   | 11                  | 0                                       | 2             | 70              | 2                     | 56                      | 4                      | 126                    |
| HERITAGE HIGH SCHOOL      | 1830                           | 43                  | 0                   | 0                   | 0                                       | 1             | 43              | 1                     | 43                      | 2                      | 85                     |
| THOMPSON VALLEY HIGH SCH  | 1812                           | 40                  | 0                   | 0                   | 0                                       | 1             | 40              | 2                     | 80                      | 3                      | 120                    |
| ARVADA HIGH SCHOOL        | 1799                           | 40                  | 1                   | 2                   | 0                                       | 2             | 60              | 2                     | 68                      | 4                      | 128                    |
| BOULDER HIGH SCHOOL       | 1789                           | 43                  | 0                   | 0                   | 0                                       | 1             | 38              | 3                     | 84                      | 4                      | 121                    |
| WEST HIGH SCHOOL          | 1740                           | 40                  | 0                   | 0                   | 0                                       | 2             | 80              | 4                     | 20                      | 6                      | 100                    |
| LONGMONT HIGH SCHOOL      | 1705                           | 43                  | 0                   | 0                   | 0                                       | 1             | 40              | 1                     | 40                      | 2                      | 80                     |
| GRAND JUNCTION HIGH SCH   | 1601                           | 45                  | 0                   | 0                   | 0                                       | 1             | 40              | 2                     | 75                      | 3                      | 115                    |
| CENTRAL HIGH SCHOOL       | 1487                           | 42                  | 0                   | 0                   | 0                                       | 1             | 40              | 2                     | 76                      | 3                      | 116                    |
| DURANGO HIGH SCHOOL       | 1478                           | 45                  | 0                   | 3                   | 0                                       | 2             | 80              | 1                     | 38                      | 3                      | 118                    |
| RAMPART HIGH SCHOOL       | 1464                           | 40                  | 0                   | 0                   | 0                                       | 1             | 40              | 3                     | 90                      | 4                      | 130                    |
| AIR ACADEMY HIGH SCHOOL   | 1457                           | 42                  | 0                   | 0                   | 0                                       | 1             | 40              | 4                     | 135                     | 5                      | 175                    |
| WESTMINSTER HIGH SCHOOL   | 1440                           | 35                  | 5                   | 10                  | 20                                      | 1             | 40              | 4                     | 160                     | 5                      | 200                    |
| IVER C. RANUM HIGH SCHOOL | 1412                           | 45                  | 0                   | 0                   | 0                                       | 2             | 80              | 2                     | 80                      | 4                      | 160                    |
| SOUTH HIGH SCHOOL         | 1331                           | 45                  | 0                   | 5                   | 0                                       | 1             | 55              | 2                     | 85                      | 3                      | 140                    |
| SKYLINE HIGH SCHOOL       | 1309                           | 41                  | 0                   | 0                   | 0                                       | 1             | 35              | 2                     | 55                      | 3                      | 90                     |
| WIDFIELD HIGH SCHOOL      | 1303                           | 43                  | 0                   | 0                   | 0                                       | 1             | 40              | 3                     | 110                     | 4                      | 150                    |
| ADAMS CITY HIGH SCHOOL    | 1289                           | 40                  | 0                   | 0                   | 0                                       | 1             | 40              | 1                     | 35                      | 2                      | 75                     |
| LEWIS-PALMER HIGH SCHOOL  | 1282                           | 40                  | 0                   | 4                   | 0                                       | 1             | 40              | 1                     | 40                      | 2                      | 80                     |
| MESA RIDGE HIGH SCHOOL    | 1228                           | 42                  | 0                   | 0                   | 0                                       | 1             | 40              | 2                     | 80                      | 3                      | 120                    |
| SIERRA HIGH SCHOOL        | 1203                           | 40                  | 0                   | 0                   | 0                                       | 0             | 0               | 2                     | 70                      | 2                      | 70                     |
| CHEYENNE MTN HIGH SCHOOL  | 1180                           | 58                  | 0                   | 14                  | 0                                       | 1             | 42              | 2                     | 74                      | 3                      | 116                    |
| CANON CITY HIGH SCHOOL    | 1172                           | 42                  | 0                   | 0                   | 0                                       | 1             | 40              | 2                     | 80                      | 3                      | 120                    |

**Statistics and Input-Output Measures for  
School Library Media Centers in Colorado 2000**

| SCHOOL IDENTIFICATION               | Service Hours Per Typical Week |                           |                             |                           | Library Media Staffing Per Typical Week |                  |                       |                             |                                     |                              |                              |
|-------------------------------------|--------------------------------|---------------------------|-----------------------------|---------------------------|---|------------------|-----------------------|-----------------------------|-------------------------------------|------------------------------|------------------------------|
|                                     | Enroll-<br>ment                | Open -<br>School<br>Hours | Closed -<br>School<br>Hours | Hours<br>After<br>4:00 PM | Summer<br>Hours                         | Number<br>of LMS | Total<br>Hours<br>LMS | Number<br>of other<br>staff | Total<br>hours<br>of other<br>staff | Number<br>of entire<br>staff | Hours<br>for entire<br>staff |
| <b>High 1,000-1,999 (Continued)</b> |                                |                           |                             |                           |   |                  |                       |                             |                                     |                              |                              |
| LIBERTY HIGH SCHOOL                 | 1160                           | 45                        | 0                           | 0                         | 0                                       | 1                | 40                    | 2                           | 55                                  | 3                            | 95                           |
| GREELEY WEST HIGH SCHOOL            | 1150                           | 40                        | 0                           | 0                         | 0                                       | 1                | 40                    | 1                           | 40                                  | 2                            | 80                           |
| ENGLEWOOD HIGH SCHOOL               | 1135                           | 45                        | 0                           | 2                         | 0                                       | 1                | 44                    | 2                           | 80                                  | 3                            | 124                          |
| WOODLAND PARK HIGH SCHOOL           | 1059                           | 45                        | 0                           | 0                         | 0                                       | 1                | 40                    | 1                           | 40                                  | 2                            | 80                           |
| PINE CREEK HIGH SCHOOL              | 1031                           | 42                        | 0                           | 6                         | 0                                       | 1                | 42                    | 3                           | 98                                  | 4                            | 140                          |
| <b>Average</b>                      | <b>1451</b>                    | <b>43</b>                 | <b>0</b>                    | <b>2</b>                  | <b>1</b>                                | <b>1</b>         | <b>44</b>             | <b>2</b>                    | <b>74</b>                           | <b>3</b>                     | <b>118</b>                   |

## Statistics and Input-Output Measures for School Library Media Centers in Colorado 2000

### Activities of Paid Staff Per Typical Week Collaboration

| SCHOOL IDENTIFICATION     | Enroll-ment | Plan with Teachers |              | Co-op Teaching |              | Providing Inservice |              | Read/ Incentive Activities |              | Read/ Incentive Activities |              | Collection Development |              |
|---------------------------|-------------|--------------------|--------------|----------------|--------------|---------------------|--------------|----------------------------|--------------|----------------------------|--------------|------------------------|--------------|
|                           |             | Contract           | Non-Contract | Contract       | Non-Contract | Contract            | Non-Contract | Contract                   | Non-Contract | Contract                   | Non-Contract | Contract               | Non-Contract |
| <b>High 1,000-1,999</b>   |             |                    |              |                |              |                     |              |                            |              |                            |              |                        |              |
| CHATFIELD HIGH SCHOOL     | 1936        | 8                  | 7            | 30             | 1            | 2                   | 5            | 2                          | 5            | 5                          | 5            | 5                      | 5            |
| DOHERTY HIGH SCHOOL       | 1900        | 22                 |              | 20             | 18           | 2                   | 10           | 2                          | 10           | 10                         | 10           | 10                     | 10           |
| STANDLEY LAKE HIGH SCHOOL | 1853        | 1                  |              | 20             | 0            | 1                   | 3            | 1                          | 3            | 3                          | 3            | 3                      | 3            |
| HERITAGE HIGH SCHOOL      | 1830        | 5                  | 5            | 25             | 0            | 2                   | 10           | 2                          | 10           | 10                         | 10           | 10                     | 10           |
| THOMPSON VALLEY HIGH SCH  | 1812        | 25                 |              | 30             | 0            | 0                   | 2            | 0                          | 2            | 2                          | 2            | 2                      | 2            |
| ARVADA HIGH SCHOOL        | 1799        | 3                  |              | 25             | 2            | 15                  | 1            | 15                         | 1            | 1                          | 1            | 1                      | 1            |
| BOULDER HIGH SCHOOL       | 1789        | 4                  |              | 28             | 0            | 0                   | 3            | 0                          | 3            | 3                          | 3            | 3                      | 3            |
| WEST HIGH SCHOOL          | 1740        | 6                  |              | 50             | 4            | 12                  | 13           | 12                         | 13           | 13                         | 13           | 13                     | 13           |
| LONGMONT HIGH SCHOOL      | 1705        | 3                  | 2            | 18             | 2            | 2                   | 1            | 2                          | 1            | 1                          | 1            | 1                      | 1            |
| GRAND JUNCTION HIGH SCH   | 1601        | 20                 |              | 50             | 2            | 1                   | 10           | 1                          | 10           | 10                         | 10           | 10                     | 10           |
| CENTRAL HIGH SCHOOL       | 1487        | 8                  |              | 20             | 2            | 2                   | 1            | 2                          | 1            | 1                          | 1            | 1                      | 1            |
| DURANGO HIGH SCHOOL       | 1478        | 20                 |              | 20             | 1            | 2                   | 5            | 2                          | 5            | 5                          | 5            | 5                      | 5            |
| RAMPART HIGH SCHOOL       | 1464        | 12                 | 5            | 38             | 1            | 0                   | 10           | 0                          | 10           | 10                         | 10           | 10                     | 10           |
| AIR ACADEMY HIGH SCHOOL   | 1457        | 15                 |              | 50             | 5            | 5                   | 0            | 5                          | 0            | 5                          | 5            | 5                      | 5            |
| WESTMINSTER HIGH SCHOOL   | 1440        | 30                 | 0            | 100            | 10           | 6                   | 40           | 6                          | 40           | 40                         | 40           | 40                     | 40           |
| IVER C. RANUM HIGH SCHOOL | 1412        | 20                 |              | 12             | 2            | 2                   | 5            | 2                          | 5            | 5                          | 5            | 5                      | 5            |
| SOUTH HIGH SCHOOL         | 1331        | 5                  |              | 35             | 2            | 0                   | 3            | 0                          | 3            | 3                          | 3            | 3                      | 3            |
| SKYLINE HIGH SCHOOL       | 1309        | 7                  |              | 30             | 1            | 0                   | 6            | 0                          | 6            | 6                          | 6            | 6                      | 6            |
| WIDEFIELD HIGH SCHOOL     | 1303        | 1                  |              | 45             | 0            | 0                   | 5            | 0                          | 5            | 5                          | 5            | 5                      | 5            |
| ADAMS CITY HIGH SCHOOL    | 1289        | 3                  |              | 8              | 7            | 1                   | 3            | 1                          | 3            | 3                          | 3            | 3                      | 3            |
| LEWIS-PALMER HIGH SCHOOL  | 1282        | 8                  |              | 21             | 1            | 1                   | 6            | 1                          | 6            | 6                          | 6            | 6                      | 6            |
| MESA RIDGE HIGH SCHOOL    | 1228        | 10                 |              | 60             | 1            | 1                   | 5            | 1                          | 5            | 5                          | 5            | 5                      | 5            |
| SIERRA HIGH SCHOOL        | 1203        | 0                  |              | 8              | 0            | 0                   | 0            | 0                          | 0            | 0                          | 0            | 0                      | 0            |
| CHEYENNE MTN HIGH SCHOOL  | 1180        | 15                 |              | 35             | 1            | 1                   | 10           | 1                          | 10           | 10                         | 10           | 10                     | 10           |
| CANON CITY HIGH SCHOOL    | 1172        | 5                  |              | 10             | 4            | 2                   | 6            | 2                          | 6            | 6                          | 6            | 6                      | 6            |

## Statistics and Input-Output Measures for School Library Media Centers in Colorado 2000

### Activities of Paid Staff Per Typical Week Collaboration

| SCHOOL IDENTIFICATION               | Plan with Teachers |           | Co-op Teaching |           | Co-op Teaching |          | Providing Inservice |          | Providing Inservice |          | Read/ Incentive Activities |          | Read/ Incentive Activities |          | Collection Development |          | Collection Development |          |
|-------------------------------------|--------------------|-----------|----------------|-----------|----------------|----------|---------------------|----------|---------------------|----------|----------------------------|----------|----------------------------|----------|------------------------|----------|------------------------|----------|
|                                     | Enrollment         | Contract  | Non-Contract   | Contract  | Non-Contract   | Contract | Non-Contract        | Contract | Non-Contract        | Contract | Non-Contract               | Contract | Non-Contract               | Contract | Non-Contract           | Contract | Non-Contract           |          |
| <b>High 1,000-1,999 (Continued)</b> |                    |           |                |           |                |          |                     |          |                     |          |                            |          |                            |          |                        |          |                        |          |
| LIBERTY HIGH SCHOOL                 | 1160               | 25        |                | 25        |                | 2        |                     | 2        |                     | 2        |                            | 2        |                            | 2        |                        | 5        |                        | 5        |
| GREELEY WEST HIGH SCHOOL            | 1150               | 5         | 0              | 15        | 0              | 1        | 0                   | 1        | 0                   | 0        | 0                          | 0        | 0                          | 0        | 0                      | 2        | 0                      | 0        |
| ENGLEWOOD HIGH SCHOOL               | 1135               | 5         |                | 20        |                | 1        |                     | 1        |                     | 0        |                            | 0        |                            | 0        |                        | 4        |                        | 4        |
| WOODLAND PARK HIGH SCHOOL           | 1059               | 5         |                | 10        |                | 1        |                     | 1        |                     | 4        |                            | 4        |                            | 4        |                        | 15       |                        | 15       |
| PINE CREEK HIGH SCHOOL              | 1031               | 5         |                | 60        |                | 2        |                     | 2        |                     | 2        |                            | 2        |                            | 2        |                        | 1        |                        | 1        |
| <b>Average</b>                      | <b>1451</b>        | <b>10</b> | <b>3</b>       | <b>31</b> | <b>0</b>       | <b>3</b> | <b>0</b>            | <b>3</b> | <b>0</b>            | <b>2</b> | <b>2</b>                   | <b>2</b> | <b>0</b>                   | <b>2</b> | <b>0</b>               | <b>7</b> | <b>3</b>               | <b>7</b> |

## Statistics and Input-Output Measures for School Library Media Centers in Colorado 2000

### Activities of Paid Staff Per Typical Week (Continued)

#### Leadership

| SCHOOL IDENTIFICATION     | Enrollment | Meeting w/ Library Staff |              | Meeting w/ Administrators |              | Meeting w/ Administrators |              | Faculty &/or Staff Meetings |              | Curriculum &/or Standards |              | Curriculum &/or Standards |              |
|---------------------------|------------|--------------------------|--------------|---------------------------|--------------|---------------------------|--------------|-----------------------------|--------------|---------------------------|--------------|---------------------------|--------------|
|                           |            | Contract                 | Non-Contract | Contract                  | Non-Contract | Contract                  | Non-Contract | Contract                    | Non-Contract | Contract                  | Non-Contract | Contract                  | Non-Contract |
| <b>High 1,000-1,999</b>   |            |                          |              |                           |              |                           |              |                             |              |                           |              |                           |              |
| CHATFIELD HIGH SCHOOL     | 1936       | 1                        | 1            |                           |              | 0                         |              | 0                           |              |                           |              | 1                         |              |
| DOHERTY HIGH SCHOOL       | 1900       | 2                        |              | 1                         |              | 1                         |              | 1                           |              |                           |              | 1                         |              |
| STANDLEY LAKE HIGH SCHOOL | 1853       | 1                        |              | 1                         |              | 1                         |              | 1                           |              |                           |              | 1                         |              |
| HERITAGE HIGH SCHOOL      | 1830       | 0                        | 1            |                           |              | 1                         |              | 1                           |              |                           |              | 0                         |              |
| THOMPSON VALLEY HIGH SCH  | 1812       | 1                        |              | 1                         |              | 0                         |              | 1                           |              |                           |              | 1                         |              |
| ARVADA HIGH SCHOOL        | 1799       | 3                        | 1            |                           |              | 2                         |              | 1                           |              |                           |              | 1                         |              |
| BOULDER HIGH SCHOOL       | 1789       | 1                        | 1            |                           |              | 1                         | 3            | 1                           |              |                           |              | 0                         |              |
| WEST HIGH SCHOOL          | 1740       | 2                        |              | 4                         |              | 4                         |              | 2                           |              |                           |              | 4                         |              |
| LONGMONT HIGH SCHOOL      | 1705       | 2                        | 2            |                           |              | 2                         |              | 1                           |              |                           |              | 1                         |              |
| GRAND JUNCTION HIGH SCH   | 1601       | 1                        |              | 1                         |              | 1                         |              | 0                           |              |                           |              | 0                         |              |
| CENTRAL HIGH SCHOOL       | 1487       | 1                        |              | 1                         |              | 1                         |              | 1                           |              |                           |              | 0                         |              |
| DURANGO HIGH SCHOOL       | 1478       | 2                        |              | 2                         |              | 2                         |              | 1                           |              |                           |              | 2                         |              |
| RAMPART HIGH SCHOOL       | 1464       | 1                        |              | 1                         |              | 1                         |              | 2                           |              |                           |              | 1                         |              |
| AIR ACADEMY HIGH SCHOOL   | 1457       | 5                        |              | 1                         |              | 1                         |              | 1                           |              |                           |              | 1                         |              |
| WESTMINSTER HIGH SCHOOL   | 1440       | 1                        | 0            |                           |              | 1                         |              | 1                           |              |                           |              | 1                         |              |
| IVER C. RANUM HIGH SCHOOL | 1412       | 2                        |              | 2                         |              | 2                         |              | 4                           |              |                           |              | 2                         |              |
| SOUTH HIGH SCHOOL         | 1331       | 0                        |              | 2                         |              | 2                         |              | 0                           |              |                           |              | 1                         |              |
| SKYLINE HIGH SCHOOL       | 1309       | 1                        |              | 1                         |              | 1                         |              | 1                           |              |                           |              | 1                         |              |
| WIDEFIELD HIGH SCHOOL     | 1303       | 0                        |              | 1                         |              | 1                         |              | 0                           |              |                           |              | 0                         |              |
| ADAMS CITY HIGH SCHOOL    | 1289       | 1                        |              | 1                         |              | 1                         |              | 1                           |              |                           |              | 3                         |              |
| LEWIS-PALMER HIGH SCHOOL  | 1282       | 1                        |              | 1                         |              | 1                         |              | 2                           |              |                           |              | 1                         |              |
| MESA RIDGE HIGH SCHOOL    | 1228       | 1                        |              | 1                         |              | 1                         |              | 2                           |              |                           |              | 0                         |              |
| SIERRA HIGH SCHOOL        | 1203       | 0                        |              | 0                         |              | 0                         |              | 0                           |              |                           |              | 0                         |              |
| CHEYENNE MTN HIGH SCHOOL  | 1180       | 2                        |              | 1                         |              | 1                         |              | 1                           |              |                           |              | 1                         |              |
| CANON CITY HIGH SCHOOL    | 1172       | 2                        |              | 2                         |              | 2                         |              | 1                           |              |                           |              | 1                         |              |



**Statistics and Input-Output Measures for  
School Library Media Centers in Colorado 2000**

Activities of Paid Staff Per Typical Week (Continued)

| SCHOOL IDENTIFICATION               | Meeting w/<br>Library Staff |          | Meeting w/<br>Library Staff |          | Meeting w/<br>Administrators |          | Meeting w/<br>Administrators |          | Faculty &/or<br>Staff Meetings |          | Faculty &/or<br>Staff Meetings |          | Curriculum &/or<br>Standards |          |              |
|-------------------------------------|-----------------------------|----------|-----------------------------|----------|------------------------------|----------|------------------------------|----------|--------------------------------|----------|--------------------------------|----------|------------------------------|----------|--------------|
|                                     | Enroll-<br>ment             | Contract | Non-Contract                | Contract | Non-Contract                 | Contract | Non-Contract                 | Contract | Non-Contract                   | Contract | Non-Contract                   | Contract | Non-Contract                 | Contract | Non-Contract |
| <b>High 1,000-1,999 (Continued)</b> |                             |          |                             |          |                              |          |                              |          |                                |          |                                |          |                              |          |              |
| LIBERTY HIGH SCHOOL                 | 1160                        | 1        |                             |          | 1                            |          |                              |          | 1                              |          |                                |          |                              | 1        |              |
| GREELEY WEST HIGH SCHOOL            | 1150                        | 1        | 0                           |          | 1                            |          | 0                            |          | 1                              |          | 0                              |          | 0                            |          | 0            |
| ENGLEWOOD HIGH SCHOOL               | 1135                        | 1        |                             |          |                              |          |                              |          | 1                              |          |                                |          |                              | 1        |              |
| WOODLAND PARK HIGH SCHOOL           | 1059                        | 1        |                             |          | 1                            |          |                              |          | 1                              |          |                                |          |                              | 1        |              |
| PINE CREEK HIGH SCHOOL              | 1031                        | 1        |                             |          | 1                            |          |                              |          | 1                              |          |                                |          |                              | 1        |              |
| <b>Average</b>                      | <b>1451</b>                 | <b>1</b> | <b>1</b>                    |          | <b>1</b>                     |          | <b>1</b>                     |          | <b>1</b>                       |          | <b>0</b>                       |          | <b>0</b>                     | <b>1</b> | <b>1</b>     |

## Statistics and Input-Output Measures for School Library Media Centers in Colorado 2000

| Activities of Paid Staff Per Typical Week (Continued) |                 |                                    |  |                                     |   |                                      |  |                                      |  |                                      |  |
|---|-----------------|------------------------------------|--|-------------------------------------|---|--------------------------------------|--|--------------------------------------|--|--------------------------------------|--|
| SCHOOL IDENTIFICATION                                 |                 | Technology                         |  |                                     |   | Other                                |  |                                      |  | Totals                               |  |
| School Name   | Enroll-<br>ment | Managing<br>Technology<br>Contract | Managing<br>Technology<br>Non-Contract | All Other<br>Activities<br>Contract | All Other<br>Activities<br>Non-Contract | Paid Staff<br>Weekly/Hrs<br>Contract | Paid Staff<br>Weekly/Hrs<br>Non-Contract | Paid Staff<br>Weekly/Hrs<br>Contract | Paid Staff<br>Weekly/Hrs<br>Non-Contract | Paid Staff<br>Weekly/Hrs<br>Contract | Paid Staff<br>Weekly/Hrs<br>Non-Contract |
| <b>High 1,000-1,999</b>                               |                 |                                    |  |                                     |   |                                      |  |                                      |  |                                      |  |
| CHATFIELD HIGH SCHOOL                                 | 1936            | 10                                 |  |                                     | 73                                      | 130                                  |  |                                      |  |                                      | 13                                       |
| DOHERTY HIGH SCHOOL                                   | 1900            | 80                                 | 20                                     |                                     | 43                                      | 200                                  |  | 10                                   |  |                                      | 30                                       |
| STANDLEY LAKE HIGH SCHOOL                             | 1853            | 25                                 |  |                                     | 78                                      | 127                                  |  |                                      |  |                                      | 0  |
| HERITAGE HIGH SCHOOL                                  | 1830            | 5                                  |  |                                     | 43                                      | 84                                   |  |                                      |  |                                      | 7  |
| THOMPSON VALLEY HIGH SCH                              | 1812            | 30                                 |  |                                     | 22                                      | 120                                  |  |                                      |  |                                      | 0  |
| ARVADA HIGH SCHOOL                                    | 1799            | 35                                 | 7                                      |                                     | 39                                      | 128                                  |  | 8                                    |  |                                      | 18                                       |
| BOULDER HIGH SCHOOL                                   | 1789            | 30                                 |  |                                     | 54                                      | 121                                  |  |                                      |  |                                      | 4  |
| WEST HIGH SCHOOL                                      | 1740            | 10                                 |  |                                     | 10                                      | 104                                  |  |                                      |  |                                      | 0  |
| LONGMONT HIGH SCHOOL                                  | 1705            | 10                                 | 2                                      |                                     | 32                                      | 82                                   |  |                                      |  |                                      | 10                                       |
| GRAND JUNCTION HIGH SCH                               | 1601            | 22                                 |  |                                     | 17                                      | 115                                  |  |                                      |  |                                      | 10                                       |
| CENTRAL HIGH SCHOOL                                   | 1487            | 15                                 | 10                                     |                                     | 55                                      | 116                                  |  |                                      |  |                                      | 10                                       |
| DURANGO HIGH SCHOOL                                   | 1478            | 10                                 | 2                                      |                                     | 58                                      | 118                                  |  | 6                                    |  |                                      | 11                                       |
| RAMPART HIGH SCHOOL                                   | 1464            | 20                                 |  |                                     | 49                                      | 130                                  |  |                                      |  |                                      | 10                                       |
| AIR ACADEMY HIGH SCHOOL                               | 1457            | 25                                 |  |                                     | 58                                      | 175                                  |  |                                      |  |                                      | 10                                       |
| WESTMINSTER HIGH SCHOOL                               | 1440            | 10                                 |  |                                     | 20                                      | 182                                  |  | 0                                    |  |                                      | 0  |
| IVER C. RANUM HIGH SCHOOL                             | 1412            | 40                                 |  |                                     | 30                                      | 160                                  |  |                                      |  |                                      | 6  |
| SOUTH HIGH SCHOOL                                     | 1331            | 50                                 |  |                                     | 40                                      | 140                                  |  |                                      |  |                                      | 0  |
| SKYLINE HIGH SCHOOL                                   | 1309            | 5                                  |  |                                     | 38                                      | 90                                   |  |                                      |  |                                      | 0  |
| WIDEFIELD HIGH SCHOOL                                 | 1303            | 50                                 |  |                                     | 50                                      | 150                                  |  |                                      |  |                                      | 5  |
| ADAMS CITY HIGH SCHOOL                                | 1289            | 5                                  |  |                                     | 42                                      | 75                                   |  |                                      |  |                                      | 0  |
| LEWIS-PALMER HIGH SCHOOL                              | 1282            | 12                                 |  |                                     | 26                                      | 80                                   |  |                                      |  |                                      | 0  |
| MESA RIDGE HIGH SCHOOL                                | 1228            | 15                                 |  |                                     | 26                                      | 120                                  |  |                                      |  |                                      | 0  |
| SIERRA HIGH SCHOOL                                    | 1203            | 35                                 |  |                                     | 28                                      | 70                                   |  |                                      |  |                                      | 0  |
| CHEYENNE MTN HIGH SCHOOL                              | 1180            | 10                                 |  |                                     | 40                                      | 116                                  |  |                                      |  |                                      | 0  |
| CANON CITY HIGH SCHOOL                                | 1172            | 15                                 |  |                                     | 68                                      | 120                                  |  |                                      |  |                                      | 0  |

**Statistics and Input-Output Measures for  
School Library Media Centers in Colorado 2000**

| SCHOOL IDENTIFICATION               | Activities of Paid Staff Per Typical Week (Continued) |                      |                            |                        |                         |                         |              |          |              |          |                          |  |
|-------------------------------------|---|----------------------|----------------------------|------------------------|-------------------------|-------------------------|--------------|----------|--------------|----------|--------------------------|--|
|                                     | Technology  |                      |                            |                        |                         | Other                   |              |          |              |          | Totals                   |  |
|                                     | Enroll-<br>ment                                       | Managing<br>Contract | Technology<br>Non-Contract | Managing<br>Technology | All Other<br>Activities | All Other<br>Activities | Non-Contract | Contract | Non-Contract | Contract | Paid Staff<br>Weekly/Hrs | Paid Staff<br>Weekly/Hrs<br>Non-Contract |
| <b>High 1,000-1,999 (Continued)</b> |   |                      |                            |                        |                         |                         |              |          |              |          |                          |  |
| LIBERTY HIGH SCHOOL                 | 1160  | 2                    |                            | 32                     |                         |                         |              |          |              |          | 95                       | 0  |
| GREELEY WEST HIGH SCHOOL            | 1150  | 20                   | 0                          | 35                     |                         |                         | 0            |          |              |          | 80                       | 0  |
| ENGLEWOOD HIGH SCHOOL               | 1135  | 30                   |                            | 60                     |                         |                         |              |          |              |          | 123                      | 0  |
| WOODLAND PARK HIGH SCHOOL           | 1059  | 10                   |                            | 34                     |                         |                         |              |          |              |          | 80                       | 0  |
| PINE CREEK HIGH SCHOOL              | 1031  | 8                    |                            | 59                     |                         |                         |              |          |              |          | 140                      |  |
| <b>Average</b>                      | <b>1451</b>   | <b>21</b>            | <b>6</b>                   | <b>42</b>              |                         |                         | <b>5</b>     |          |              |          | <b>119</b>               | <b>5</b>                                 |

## Statistics and Input-Output Measures for School Library Media Centers in Colorado 2000

### Computers with Access to School Library Resources

| SCHOOL IDENTIFICATION     | Enroll-<br>ment | Total Computers       |                        | Computers With Access to... |                                    |                         |                                     | Catalogue               |                                     | Databases |     |
|---------------------------|-----------------|-----------------------|------------------------|-----------------------------|------------------------------------|-------------------------|-------------------------------------|-------------------------|-------------------------------------|-----------|-----|
|                           |                 | Located in<br>Library | Elsewhere<br>in School | Internet<br>in Library      | Internet<br>elsewhere<br>in School | Catalogue<br>in Library | Catalogue<br>elsewhere<br>in School | Databases<br>in Library | Databases<br>elsewhere<br>in School |           |     |
| <b>High 1,000-1,999</b>   |                 |                       |                        |                             |                                    |                         |                                     |                         |                                     |           |     |
| CHATFIELD HIGH SCHOOL     | 1936            | 43                    | 212                    | 42                          | 212                                | 42                      | 212                                 | 42                      | 212                                 | 42        | 212 |
| DOHERTY HIGH SCHOOL       | 1900            | 447                   | 32                     | 447                         | 32                                 | 447                     | 32                                  | 447                     | 32                                  | 447       | 32  |
| STANDLEY LAKE HIGH SCHOOL | 1853            | 23                    | 0                      | 23                          | 0                                  | 23                      | 0                                   | 23                      | 0                                   | 23        | 0   |
| HERITAGE HIGH SCHOOL      | 1830            | 17                    | 150                    | 17                          | 150                                | 6                       | 6                                   | 17                      | 150                                 | 17        | 150 |
| THOMPSON VALLEY HIGH SCH  | 1812            | 36                    | 321                    | 33                          | 321                                | 33                      | 0                                   | 32                      | 0                                   | 32        | 0   |
| ARVADA HIGH SCHOOL        | 1799            | 15                    | 110                    | 15                          | 110                                | 15                      | 110                                 | 15                      | 110                                 | 15        | 110 |
| BOULDER HIGH SCHOOL       | 1789            | 57                    | 0                      | 47                          | 0                                  | 57                      | 0                                   | 45                      | 0                                   | 45        | 0   |
| WEST HIGH SCHOOL          | 1740            |                       |                        | 20                          | 400                                | 18                      | 400                                 | 18                      | 400                                 | 18        | 400 |
| LONGMONT HIGH SCHOOL      | 1705            | 35                    |                        | 35                          |                                    | 6                       | 6                                   | 28                      |                                     | 28        |     |
| GRAND JUNCTION HIGH SCH   | 1601            | 16                    | 165                    | 16                          | 150                                | 3                       | 3                                   | 16                      | 150                                 | 16        | 150 |
| CENTRAL HIGH SCHOOL       | 1487            | 23                    | 182                    | 20                          | 182                                | 23                      | 182                                 | 23                      | 182                                 | 23        | 182 |
| DURANGO HIGH SCHOOL       | 1478            | 23                    | 200                    | 19                          | 200                                | 19                      | 200                                 | 19                      | 200                                 | 19        | 200 |
| RAMPART HIGH SCHOOL       | 1464            | 41                    | 139                    | 31                          | 139                                | 10                      | 10                                  | 31                      | 139                                 | 10        | 139 |
| AIR ACADEMY HIGH SCHOOL   | 1457            | 38                    | 152                    | 38                          | 152                                | 38                      | 152                                 | 28                      | 152                                 | 28        | 152 |
| WESTMINSTER HIGH SCHOOL   | 1440            | 51                    | 100                    | 51                          | 100                                | 51                      | 100                                 | 51                      | 100                                 | 51        | 100 |
| IVER C. RANUM HIGH SCHOOL | 1412            | 38                    | 0                      | 38                          | 0                                  | 38                      | 0                                   | 38                      | 0                                   | 38        | 0   |
| SOUTH HIGH SCHOOL         | 1331            | 66                    | 150                    | 48                          | 66                                 | 3                       | 3                                   | 48                      | 150                                 | 48        | 150 |
| SKYLINE HIGH SCHOOL       | 1309            | 25                    | 0                      | 18                          | 0                                  | 25                      | 0                                   | 18                      | 0                                   | 18        | 0   |
| WIDEFIELD HIGH SCHOOL     | 1303            | 20                    |                        | 20                          |                                    | 20                      |                                     | 25                      |                                     | 25        |     |
| ADAMS CITY HIGH SCHOOL    | 1289            | 15                    |                        | 15                          |                                    | 15                      |                                     | 15                      |                                     | 15        |     |
| LEWIS-PALMER HIGH SCHOOL  | 1282            | 20                    | 330                    | 20                          | 330                                | 20                      | 330                                 | 20                      | 330                                 | 20        | 330 |
| MESA RIDGE HIGH SCHOOL    | 1228            | 37                    | 90                     | 37                          | 90                                 | 22                      | 90                                  | 37                      | 90                                  | 22        | 90  |
| SIERRA HIGH SCHOOL        | 1203            | 16                    | 209                    | 11                          | 209                                | 16                      | 209                                 | 16                      | 209                                 | 16        | 209 |
| CHEYENNE MTN HIGH SCHOOL  | 1180            | 80                    | 150                    | 77                          | 97                                 | 80                      | 97                                  | 80                      | 97                                  | 80        | 97  |
| CANON CITY HIGH SCHOOL    | 1172            | 11                    | 315                    | 10                          | 302                                | 11                      | 265                                 | 11                      | 265                                 | 11        | 265 |

**Statistics and Input-Output Measures for  
School Library Media Centers in Colorado 2000**

**Computers with Access to School Library Resources**

| SCHOOL IDENTIFICATION               | Enroll-<br>ment | Total Computers    |                                   | Computers With Access to... |                                    |                      |                                     | Catalogue            |                                     | Databases |            |
|-------------------------------------|-----------------|--------------------|-----------------------------------|-----------------------------|------------------------------------|----------------------|-------------------------------------|----------------------|-------------------------------------|-----------|------------|
|                                     |                 | Located<br>Library | Located<br>Elsewhere<br>in School | Internet<br>Library         | Internet<br>elsewhere<br>in School | Catalogue<br>Library | Catalogue<br>elsewhere<br>in School | Databases<br>Library | Databases<br>elsewhere<br>in School |           |            |
| <b>High 1,000-1,999 (Continued)</b> |                 |                    |                                   |                             |                                    |                      |                                     |                      |                                     |           |            |
| LIBERTY HIGH SCHOOL                 | 1160            | 30                 |                                   | 26                          |                                    | 3                    |                                     | 26                   |                                     | 26        |            |
| GREELEY WEST HIGH SCHOOL            | 1150            | 16                 | 250                               | 16                          | 250                                | 4                    | 0                                   | 16                   | 0                                   | 16        | 250        |
| ENGLEWOOD HIGH SCHOOL               | 1135            | 18                 | 250                               | 18                          | 250                                | 18                   | 250                                 | 18                   | 250                                 | 18        | 250        |
| WOODLAND PARK HIGH SCHOOL           | 1059            | 15                 | 80                                | 15                          | 80                                 | 15                   | 80                                  | 15                   | 80                                  | 15        | 80         |
| PINE CREEK HIGH SCHOOL              | 1031            | 31                 | 350                               | 31                          | 350                                | 2                    | 0                                   | 31                   | 0                                   | 31        | 250        |
| <b>Average</b>                      | <b>1451</b>     | <b>45</b>          | <b>157</b>                        | <b>43</b>                   | <b>160</b>                         | <b>36</b>            | <b>92</b>                           | <b>42</b>            | <b>92</b>                           | <b>42</b> | <b>130</b> |



## Statistics and Input-Output Measures for School Library Media Centers in Colorado 2000

### Internet Access for Students

| SCHOOL IDENTIFICATION     | Enrollment | No Restrictions | Parental Permission | Grade-level Restrictions | Unrestricted from grade "blank" up | Other Restrictions | Other Restrictions - Specify | Access via        |        | Student Terminals | Filter Level |
|---------------------------|------------|-----------------|---------------------|--------------------------|------------------------------------|--------------------|------------------------------|-------------------|--------|-------------------|--------------|
|                           |            |                 |                     |                          |                                    |                    |                              | Pre-selected Menu | Filter |                   |              |
| <b>High 1,000-1,999</b>   |            |                 |                     |                          |                                    |                    |                              |                   |        |                   |              |
| CHATFIELD HIGH SCHOOL     | 1936       | T               | F                   | F                        | F                                  | F                  |                              | F                 | All    | District          |              |
| DOHERTY HIGH SCHOOL       | 1900       | F               | T                   | F                        | F                                  | F                  |                              | F                 | All    | District          |              |
| STANDLEY LAKE HIGH SCHOOL | 1853       | F               | T                   | F                        | F                                  | F                  |                              | T                 | None   |                   |              |
| HERITAGE HIGH SCHOOL      | 1830       | T               | F                   | F                        | F                                  | F                  |                              | F                 | All    |                   |              |
| THOMPSON VALLEY HIGH SCH  | 1812       | F               | T                   | F                        | F                                  | F                  |                              | F                 | All    | Building          |              |
| ARVADA HIGH SCHOOL        | 1799       | F               | T                   | F                        | F                                  | F                  |                              | F                 | None   | Building          |              |
| BOULDER HIGH SCHOOL       | 1789       | F               | T                   | F                        | T                                  | T                  |                              | F                 | None   | Building          |              |
| WEST HIGH SCHOOL          | 1740       | F               | T                   | F                        | F                                  | F                  |                              | F                 | None   |                   |              |
| LONGMONT HIGH SCHOOL      | 1705       | F               | T                   | F                        | F                                  | F                  |                              | F                 | All    | District          |              |
| GRAND JUNCTION HIGH SCH   | 1601       | F               | T                   | F                        | F                                  | F                  |                              | F                 | None   | Building          |              |
| CENTRAL HIGH SCHOOL       | 1487       | F               | T                   | F                        | F                                  | F                  |                              | F                 | None   |                   |              |
| DURANGO HIGH SCHOOL       | 1478       | F               | T                   | F                        | F                                  | F                  |                              | F                 | All    | District          |              |
| RAMPART HIGH SCHOOL       | 1464       | F               | T                   | F                        | F                                  | F                  |                              | F                 | All    | District          |              |
| AIR ACADEMY HIGH SCHOOL   | 1457       | F               | T                   | F                        | F                                  | F                  |                              | F                 | All    | District          |              |
| WESTMINSTER HIGH SCHOOL   | 1440       | F               | T                   | F                        | F                                  | F                  |                              | F                 | All    | District          |              |
| IVER C. RANUM HIGH SCHOOL | 1412       | F               | T                   | F                        | F                                  | F                  |                              | F                 | All    | District          |              |
| SOUTH HIGH SCHOOL         | 1331       | F               | T                   | F                        | F                                  | F                  |                              | F                 | Some   |                   |              |
| SKYLINE HIGH SCHOOL       | 1309       | F               | T                   | F                        | F                                  | F                  |                              | F                 | All    | District          |              |
| WIDEFIELD HIGH SCHOOL     | 1303       | T               | F                   | F                        | F                                  | F                  |                              | F                 | None   |                   |              |
| ADAMS CITY HIGH SCHOOL    | 1289       | F               | T                   | F                        | F                                  | F                  |                              | F                 | None   |                   |              |
| LEWIS-PALMER HIGH SCHOOL  | 1282       | F               | T                   | F                        | F                                  | F                  |                              | F                 | None   | District          |              |
| MESA RIDGE HIGH SCHOOL    | 1228       | F               | T                   | F                        | F                                  | F                  |                              | F                 | None   | District          |              |
| SIERRA HIGH SCHOOL        | 1203       | F               | T                   | F                        | F                                  | F                  |                              | F                 | All    | District          |              |
| CHEYENNE MTN HIGH SCHOOL  | 1180       | F               | T                   | F                        | F                                  | F                  |                              | F                 | All    | District          |              |
| CANON CITY HIGH SCHOOL    | 1172       | F               | T                   | F                        | F                                  | F                  |                              | F                 | All    | District          |              |

**Statistics and Input-Output Measures for  
School Library Media Centers in Colorado 2000**

Internet Access for Students

| SCHOOL IDENTIFICATION               | Enrollment  | No Restrictions | Parental Permission | Grade-level Restrictions | Unrestricted from grade "blank" up | Other Restrictions | Other Restrictions - Specify | Access via |              | Student Terminals Filter | Filter Level |
|-------------------------------------|-------------|-----------------|---------------------|--------------------------|------------------------------------|--------------------|------------------------------|------------|--------------|--------------------------|--------------|
|                                     |             |                 |                     |                          |                                    |                    |                              | Menu       | Pre-selected |                          |              |
| <b>High 1,000-1,999 (Continued)</b> |             |                 |                     |                          |                                    |                    |                              |            |              |                          |              |
| LIBERTY HIGH SCHOOL                 | 1160        | F               | T                   | F                        | F                                  | F                  |                              | F          | F            | All                      | District     |
| GREELEY WEST HIGH SCHOOL            | 1150        | F               | F                   | F                        | T                                  | T                  | Cyber Patrol Software        | F          | F            | All                      | Building     |
| ENGLEWOOD HIGH SCHOOL               | 1135        | F               | T                   | F                        | F                                  | F                  |                              |            | Some         | All                      | District     |
| WOODLAND PARK HIGH SCHOOL           | 1059        | F               | T                   | F                        | F                                  | F                  |                              |            |              | All                      | District     |
| PINE CREEK HIGH SCHOOL              | 1031        | F               | T                   | F                        | F                                  | F                  |                              | F          | F            | All                      | District     |
| <b>Average</b>                      | <b>1451</b> |                 |                     |                          |                                    |                    |                              |            |              |                          |              |

## Statistics and Input-Output Measures for School Library Media Centers in Colorado 2000

### Library Media Collection

| SCHOOL IDENTIFICATION     |                 | Library Media Collection |                              |   |                |                             |                    |                    |                      |                    |    |
|---------------------------|-----------------|--------------------------|------------------------------|---|----------------|-----------------------------|--------------------|--------------------|----------------------|--------------------|----|
| School Name               | Enroll-<br>ment | Print<br>volumes         | Nonfiction<br>Avg.<br>© Date | Ref. Titles<br>on CD-ROM/<br>laser disk | Avg.<br>© Date | Periodical<br>Subscriptions | Audio<br>Materials | Video<br>Materials | Computer<br>Software | Online<br>Services | CD |
| <b>High 1,000-1,999</b>   |                 |                          |                              |   |                |                             |                    |                    |                      |                    |    |
| CHATFIELD HIGH SCHOOL     | 1936            | 17461                    | 1995                         | 12                                      | 1996           | 45                          | 110                | 1733               | 0                    |                    | T  |
| DOHERTY HIGH SCHOOL       | 1900            | 10250                    | 1990                         | 105                                     | 1994           | 5                           | 510                | 848                | 2                    |                    | T  |
| STANDLEY LAKE HIGH SCHOOL | 1853            | 11121                    |                              | 0                                       |                | 35                          | 100                | 300                | 0                    |                    | T  |
| HERITAGE HIGH SCHOOL      | 1830            | 17000                    | 1985                         | 25                                      | 1998           | 80                          | 100                | 50                 | 5                    |                    | T  |
| THOMPSON VALLEY HIGH SCH  | 1812            | 17402                    | 1990                         | 2                                       | 2000           | 20                          | 0                  | 0                  | 3                    |                    | T  |
| ARVADA HIGH SCHOOL        | 1799            | 19100                    | 1987                         | 20                                      | 1998           | 45                          | 20                 | 100                | 5                    |                    | T  |
| BOULDER HIGH SCHOOL       | 1789            | 14227                    | 1989                         | 23                                      | 1996           | 4                           | 227                | 500                | 3                    |                    | T  |
| WEST HIGH SCHOOL          | 1740            | 15000                    | 1983                         | 0                                       |                | 60                          | 0                  | 600                |                      |                    | F  |
| LONGMONT HIGH SCHOOL      | 1705            | 16117                    | 1978                         |   |                | 34                          |                    | 1                  | 2                    |                    | T  |
| GRAND JUNCTION HIGH SCH   | 1601            | 12857                    | 1980                         | 31                                      | 1995           | 75                          | 50                 | 187                | 5                    |                    | T  |
| CENTRAL HIGH SCHOOL       | 1487            | 14038                    |                              | 12                                      | 1995           | 125                         | 26                 | 264                | 20                   |                    | T  |
| DURANGO HIGH SCHOOL       | 1478            | 25000                    |                              | 10                                      |                | 70                          | 1000               | 1500               | 0                    |                    | T  |
| RAMPART HIGH SCHOOL       | 1464            | 13774                    | 1989                         | 8                                       | 1997           | 37                          | 131                | 534                | 151                  |                    | T  |
| AIR ACADEMY HIGH SCHOOL   | 1457            | 13390                    | 1988                         | 52                                      | 1998           | 46                          | 45                 | 966                | 15                   |                    | T  |
| WESTMINSTER HIGH SCHOOL   | 1440            | 2168                     |                              | 5                                       |                | 120                         | 141                | 1066               | 0                    |                    | T  |
| IVER C. RANUM HIGH SCHOOL | 1412            | 21056                    | 1992                         | 4                                       | 1998           | 84                          | 423                | 717                | 1                    |                    | T  |
| SOUTH HIGH SCHOOL         | 1331            | 20477                    |                              | 0                                       |                | 68                          | 281                | 680                | 4                    |                    | F  |
| SKYLINE HIGH SCHOOL       | 1309            | 16519                    |                              | 1313                                    |                | 101                         | 20                 | 55                 | 4                    |                    | T  |
| WIDEFIELD HIGH SCHOOL     | 1303            | 15700                    |                              | 25                                      | 1996           | 35                          | 0                  | 25                 | 15                   |                    | T  |
| ADAMS CITY HIGH SCHOOL    | 1289            | 20468                    |                              | 2969                                    |                | 25                          | 26                 | 241                | 3                    |                    | T  |
| LEWIS-PALMER HIGH SCHOOL  | 1282            | 12311                    |                              | 3                                       |                | 30                          | 70                 | 388                |                      |                    | T  |
| MESA RIDGE HIGH SCHOOL    | 1228            | 9052                     | 1997                         | 28                                      | 1997           | 41                          | 1                  | 7                  | 2                    |                    | T  |
| SIERRA HIGH SCHOOL        | 1203            | 10036                    | 1992                         | 15                                      |                | 20                          | 86                 | 298                | 132                  |                    | T  |
| CHEYENNE MTN HIGH SCHOOL  | 1180            | 14000                    | 1990                         | 10                                      | 1996           | 25                          | 5                  | 225                | 6                    |                    | T  |
| CANON CITY HIGH SCHOOL    | 1172            | 9582                     |                              | 2                                       |                | 56                          | 70                 | 320                | 10                   |                    | T  |



**Statistics and Input-Output Measures for  
School Library Media Centers in Colorado 2000**

**Library Media Collection**

| SCHOOL IDENTIFICATION               | Nonfiction      |                  | Ref. Titles  |                          | Periodical  | Audio     | Video      | Computer   | Online    |               |
|-------------------------------------|-----------------|------------------|--------------|--------------------------|-------------|-----------|------------|------------|-----------|---------------|
|                                     | Enroll-<br>ment | Print<br>volumes | Avg.<br>Date | on CD-ROM/<br>laser disk |             |           |            |            |           | Subscriptions |
| <b>High 1,000-1,999 (Continued)</b> |                 |                  |              |                          |             |           |            |            |           |               |
| LIBERTY HIGH SCHOOL                 | 1160            | 13512            | 1989         | 10                       | 1996        | 33        | 20         | 200        | 0         | T             |
| GREELEY WEST HIGH SCHOOL            | 1150            | 9800             | 1975         | 10                       | 1990        | 65        | 50         | 90         | 10        | T             |
| ENGLEWOOD HIGH SCHOOL               | 1135            | 13792            | 1979         | 2                        |             | 38        | 65         | 95         | 1         | T             |
| WOODLAND PARK HIGH SCHOOL           | 1059            | 7000             | 1979         | 2                        | 1999        | 60        | 0          | 2000       | 0         | T             |
| PINE CREEK HIGH SCHOOL              | 1031            | 6000             | 1998         | 25                       | 1998        | 30        | 0          | 259        | 10        | T             |
| <b>Average</b>                      | <b>1451</b>     | <b>13940</b>     | <b>1987</b>  | <b>163</b>               | <b>1997</b> | <b>50</b> | <b>123</b> | <b>475</b> | <b>15</b> |               |



## Statistics and Input-Output Measures for School Library Media Centers in Colorado 2000

### Library Media Usage Per Typical Week

| SCHOOL IDENTIFICATION     | Total Visits |                     | Info Skills Instruction |                            | Circulation Materials Per Week | ILL & Document Delivery |           |
|---------------------------|--------------|---------------------|-------------------------|----------------------------|--------------------------------|-------------------------|-----------|
|                           | Enroll-ment  | Classes &/or Groups | Contacts w/ Individuals | Contacts w/ Classes/Groups |                                | Lending                 | Borrowing |
| <b>High 1,000-1,999</b>   |              |                     |                         |                            |                                |                         |           |
| CHATFIELD HIGH SCHOOL     | 1936         | 2500                | 41                      | 50                         | 150                            | 2                       | 0         |
| DOHERTY HIGH SCHOOL       | 1900         | 950                 | 15                      | 500                        | 65                             | 1                       | 2         |
| STANDLEY LAKE HIGH SCHOOL | 1853         | 2000                | 20                      | 600                        | 250                            | 1                       | 5         |
| HERITAGE HIGH SCHOOL      | 1830         | 1000                | 15                      | 250                        | 10                             | 10                      | 10        |
| THOMPSON VALLEY HIGH SCH  | 1812         | 1050                | 32                      | 450                        | 100                            | 0                       | 0         |
| ARVADA HIGH SCHOOL        | 1799         | 925                 | 1                       | 200                        | 300                            | 1                       | 1         |
| BOULDER HIGH SCHOOL       | 1789         | 7732                | 57                      | 74                         | 59                             | 0                       | 19        |
| WEST HIGH SCHOOL          | 1740         | 700                 | 10                      | 350                        | 900                            | 10                      | 5         |
| LONGMONT HIGH SCHOOL      | 1705         | 600                 | 38                      | 120                        | 80                             | 5                       | 5         |
| GRAND JUNCTION HIGH SCH   | 1601         | 1400                | 44                      | 250                        | 150                            | 4                       | 4         |
| CENTRAL HIGH SCHOOL       | 1487         | 1400                | 36                      | 75                         | 325                            | 3                       | 45        |
| DURANGO HIGH SCHOOL       | 1478         | 820                 | 32                      | 120                        | 550                            | 2                       | 2         |
| RAMPART HIGH SCHOOL       | 1464         | 1425                | 18                      | 390                        | 184                            | 3                       | 3         |
| AIR ACADEMY HIGH SCHOOL   | 1457         | 1500                | 20                      | 750                        | 700                            | 15                      | 10        |
| WESTMINSTER HIGH SCHOOL   | 1440         | 3600                | 50                      | 2000                       | 500                            | 5                       | 20        |
| IVER C. RANUM HIGH SCHOOL | 1412         | 2300                | 62                      | 750                        | 600                            | 1                       | 1         |
| SOUTH HIGH SCHOOL         | 1331         | 812                 | 25                      | 11                         | 75                             | 1                       | 1         |
| SKYLINE HIGH SCHOOL       | 1309         | 675                 | 17                      | 150                        | 100                            | 8                       | 1         |
| WIDEFIELD HIGH SCHOOL     | 1303         | 170                 | 35                      | 35                         | 116                            | 1                       | 1         |
| ADAMS CITY HIGH SCHOOL    | 1289         | 25                  | 30                      | 5                          | 60                             | 1                       | 1         |
| LEWIS-PALMER HIGH SCHOOL  | 1282         | 750                 | 13                      | 500                        | 185                            | 0                       | 10        |
| MESA RIDGE HIGH SCHOOL    | 1228         | 450                 | 19                      | 225                        | 165                            | 1                       | 1         |
| SIERRA HIGH SCHOOL        | 1203         | 325                 | 5                       | 250                        | 860                            | 0                       | 0         |
| CHEYENNE MTN HIGH SCHOOL  | 1180         | 220                 | 17                      | 50                         | 50                             | 3                       | 18        |
| CANON CITY HIGH SCHOOL    | 1172         | 180                 | 20                      | 280                        | 1802                           | 0                       | 2         |

**Statistics and Input-Output Measures for  
School Library Media Centers in Colorado 2000**

| SCHOOL IDENTIFICATION               | Library Media Usage Per Typical Week |                     |                         |                            |                    |          |                         |             |                |  |
|-------------------------------------|--------------------------------------|---------------------|-------------------------|----------------------------|--------------------|----------|-------------------------|-------------|----------------|--|
|                                     | Total Visits                         |                     | Info Skills Instruction |                            | Circulation        |          | ILL & Document Delivery |             | Enrollment     |  |
|                                     | Individuals                          | Classes &/or Groups | Contacts w/ Individuals | Contacts w/ Classes/Groups | Materials Per Week | Lending  | Borrowing               | Individuals | Classes/Groups |  |
| <b>High 1,000-1,999 (Continued)</b> |                                      |                     |                         |                            |                    |          |                         |             |                |  |
| LIBERTY HIGH SCHOOL                 | 300                                  | 17                  | 40                      | 15                         | 140                | 50       | 50                      | 1160        |                |  |
| GREELEY WEST HIGH SCHOOL            | 250                                  | 10                  | 100                     | 10                         | 500                | 5        | 25                      | 1150        |                |  |
| ENGLEWOOD HIGH SCHOOL               | 350                                  | 20                  | 262                     | 8                          |                    | 2        | 8                       | 1135        |                |  |
| WOODLAND PARK HIGH SCHOOL           | 200                                  | 30                  | 50                      | 15                         | 120                | 50       | 200                     | 1059        |                |  |
| PINE CREEK HIGH SCHOOL              | 225                                  | 6                   | 100                     | 25                         | 100                | 10       | 10                      | 1031        |                |  |
| <b>Average</b>                      | <b>1161</b>                          | <b>25</b>           | <b>300</b>              | <b>17</b>                  | <b>317</b>         | <b>7</b> | <b>15</b>               | <b>1451</b> |                |  |

## Statistics and Input-Output Measures for School Library Media Centers in Colorado 2000

| SCHOOL IDENTIFICATION     |            | Annual Operating Expenditures |                            |           |                               |                              |                        |          | Total |
|---------------------------|------------|-------------------------------|----------------------------|-----------|-------------------------------|------------------------------|------------------------|----------|-------|
|                           |            | Materials in Dollars:         |                            |           |                               |                              |                        |          |       |
| School Name               | Enrollment | Print                         | Electronic Formats (local) | Non-Print | Electronic Access (non-focal) | Other Operating Expenditures | Operating expenditures | Total    |       |
| <b>High 1,000-1,999</b>   |            |                               |                            |           |                               |                              |                        |          |       |
| CHATFIELD HIGH SCHOOL     | 1936       | \$7,708                       | \$0                        | \$2,000   | \$11,661                      | \$1,200                      | \$22,569               | \$22,569 |       |
| DOHERTY HIGH SCHOOL       | 1900       | \$15,000                      | \$8,000                    | \$3,000   | \$0                           | \$9,000                      | \$35,000               | \$35,000 |       |
| STANDLEY LAKE HIGH SCHOOL | 1853       | \$9,000                       | \$0                        | \$0       | \$10,000                      | \$5,000                      | \$24,000               | \$24,000 |       |
| HERITAGE HIGH SCHOOL      | 1830       | \$8,000                       | \$0                        | \$1,000   | \$10,000                      | \$500                        | \$19,500               | \$19,500 |       |
| THOMPSON VALLEY HIGH SCH  | 1812       | \$11,500                      | \$0                        | \$0       | \$5,740                       | \$7,760                      | \$25,000               | \$25,000 |       |
| ARVADA HIGH SCHOOL        | 1799       | \$5,000                       | \$3,000                    | \$200     | \$6,000                       | \$3,000                      | \$17,200               | \$17,200 |       |
| BOULDER HIGH SCHOOL       | 1789       | \$7,714                       | \$0                        | \$4,120   | \$0                           | \$3,003                      | \$14,837               | \$14,837 |       |
| WEST HIGH SCHOOL          | 1740       |                               |                            |           |                               |                              | \$13,000               | \$13,000 |       |
| LONGMONT HIGH SCHOOL      | 1705       | \$7,439                       | \$0                        | \$0       | \$7,000                       | \$6,074                      | \$20,513               | \$20,513 |       |
| GRAND JUNCTION HIGH SCH   | 1601       | \$11,943                      | \$125                      | \$409     | \$1,795                       | \$12,439                     | \$26,711               | \$26,711 |       |
| CENTRAL HIGH SCHOOL       | 1487       | \$12,000                      | \$500                      | \$500     | \$1,000                       | \$2,000                      | \$16,000               | \$16,000 |       |
| DURANGO HIGH SCHOOL       | 1478       | \$20,000                      | \$1,000                    | \$4,000   | \$17,000                      | \$12,000                     | \$54,000               | \$54,000 |       |
| RAMPART HIGH SCHOOL       | 1464       | \$15,000                      | \$500                      | \$1,800   | \$16,525                      | \$5,600                      | \$39,425               | \$39,425 |       |
| AIR ACADEMY HIGH SCHOOL   | 1457       | \$11,500                      | \$1,000                    | \$3,500   | \$7,950                       | \$4,000                      | \$27,950               | \$27,950 |       |
| WESTMINSTER HIGH SCHOOL   | 1440       | \$19,127                      | \$0                        | \$300     | \$9,677                       | \$3,500                      | \$32,604               | \$32,604 |       |
| IVER C. RANUM HIGH SCHOOL | 1412       | \$8,652                       | \$0                        | \$4,573   | \$5,005                       | \$12,352                     | \$30,582               | \$30,582 |       |
| SOUTH HIGH SCHOOL         | 1331       | \$4,000                       | \$600                      | \$0       | \$1,835                       | \$400                        | \$6,835                | \$6,835  |       |
| SKYLINE HIGH SCHOOL       | 1309       | \$11,000                      | \$500                      | \$1,000   | \$2,000                       | \$2,500                      | \$17,000               | \$17,000 |       |
| WIDEFIELD HIGH SCHOOL     | 1303       | \$5,000                       | \$100                      | \$0       | \$2,900                       | \$7,000                      | \$15,000               | \$15,000 |       |
| ADAMS CITY HIGH SCHOOL    | 1289       | \$10,000                      | \$0                        | \$4,000   | \$2,500                       | \$0                          | \$16,500               | \$16,500 |       |
| LEWIS-PALMER HIGH SCHOOL  | 1282       | \$7,643                       | \$300                      | \$800     | \$5,363                       | \$7,126                      | \$21,232               | \$21,232 |       |
| MESA RIDGE HIGH SCHOOL    | 1228       | \$6,100                       | \$0                        | \$0       | \$3,510                       | \$3,470                      | \$13,080               | \$13,080 |       |
| SIERRA HIGH SCHOOL        | 1203       | \$250                         | \$0                        | \$9,250   | \$0                           | \$0                          | \$9,500                | \$9,500  |       |
| CHEYENNE MTN HIGH SCHOOL  | 1180       | \$5,000                       | \$200                      | \$300     | \$4,000                       | \$500                        | \$10,000               | \$10,000 |       |
| CANON CITY HIGH SCHOOL    | 1172       | \$14,000                      | \$1,000                    | \$500     | \$5,000                       | \$3,000                      | \$23,500               | \$23,500 |       |

**Statistics and Input-Output Measures for  
School Library Media Centers in Colorado 2000**

| SCHOOL IDENTIFICATION               | Annual Operating Expenditures |                |                            |                |                               |                              |                 | Total Operating expenditures |
|-------------------------------------|-------------------------------|----------------|----------------------------|----------------|-------------------------------|------------------------------|-----------------|------------------------------|
|                                     | Enroll-ment                   | Print          | Electronic Formats (local) | Non-Print      | Electronic Access (non-local) | Other Operating Expenditures |                 |                              |
| <b>High 1,000-1,999 (Continued)</b> |                               |                |                            |                |                               |                              |                 |                              |
| LIBERTY HIGH SCHOOL                 | 1160                          | \$4,000        | \$5,750                    | \$1,000        | \$2,700                       | \$1,900                      | \$15,350        |                              |
| GREELEY WEST HIGH SCHOOL            | 1150                          | \$6,900        | \$1,000                    | \$5,000        | \$1,000                       | \$1,000                      | \$14,900        |                              |
| ENGLEWOOD HIGH SCHOOL               | 1135                          | \$19,000       | \$0                        | \$0            | \$0                           | \$0                          | \$19,000        |                              |
| WOODLAND PARK HIGH SCHOOL           | 1059                          | \$8,000        | \$0                        | \$6,000        | \$7,000                       | \$5,000                      | \$26,000        |                              |
| PINE CREEK HIGH SCHOOL              | 1031                          | \$10,000       | \$200                      | \$1,000        | \$4,000                       | \$6,000                      | \$21,200        |                              |
| <b>Average</b>                      | <b>1451</b>                   | <b>\$9,672</b> | <b>\$849</b>               | <b>\$1,871</b> | <b>\$5,212</b>                | <b>\$4,322</b>               | <b>\$21,600</b> |                              |

**Statistics and Input-Output Measures for  
School Library Media Centers in Colorado 2000**

**SCHOOL IDENTIFICATION**

| School Name                 | Enroll- District<br>ment Name | Address                    | City        | County    | Zip<br>Code |
|-----------------------------|-------------------------------|----------------------------|-------------|-----------|-------------|
| <b>High 700-999</b>         |                               |                            |             |           |             |
| FOUNTAIN FT CARSON HIGH SCH | 955 Fountain 8                | 900 Jimmy Camp Rd          | Fountain    | El Paso   | 80817       |
| MONTEZUMA-CORTEZ HIGH SCH   | 903 Montezuma-Cortez RE-1     | 206 W. 7th Street          | Cortez      | Montezuma | 81321       |
| MONTROSE HIGH SCHOOL        | 898 Montrose County RE-1J     | PO Box 10500               | Montrose    | Montrose  | 81402       |
| PUEBLO COUNTY HIGH SCHOOL   | 871 Pueblo County Rural 70    | 1050 Lane 35               | Pueblo      | Pueblo    | 81006       |
| RIFLE HIGH SCHOOL           | 850 Garfield RE-2             | 1350 Prefontaine Ave       | Rifle       | Garfield  | 81650       |
| FORT MORGAN HIGH SCHOOL     | 832 Fort Morgan RE-3          | 709 E. Riverview Ave       | Fort Morgan | Morgan    | 80701       |
| MOFFAT COUNTY HIGH SCHOOL   | 827 Moffat County RE 1        | 900 Finley Lane            | Craig       | Moffat    | 81625       |
| ELIZABETH HIGH SCHOOL       | 809 Elizabeth C-1             | 34500 County Rd. 13        | Elizabeth   | Elbert    | 80107       |
| STERLING HIGH SCHOOL        | 773 Valley RE-1               | 407 W Broadway             | Sterling    | Logan     | 80751       |
| WINDSOR HIGH SCHOOL         | 729 Windsor RE-4              | PO Box 609, 1100 W Main St | Windsor     | Weld      | 80550       |
| SUMMIT HIGH SCHOOL          | 704 Summit RE-1               | PO Box 7                   | Frisco      | Summit    | 80443       |
| <b>Average</b>              | <b>832</b>                    |                            |             |           |             |

## Statistics and Input-Output Measures for School Library Media Centers in Colorado 2000

### Respondent Identification

#### SCHOOL IDENTIFICATION

| School Name                 | Enroll-<br>ment | Name of<br>Respondent | Title                    | Phone        | Fax          | E-mail                           |
|-----------------------------|-----------------|-----------------------|--------------------------|--------------|--------------|----------------------------------|
| High 700-999                |                 |                       |                          |              |              |                                  |
| FOUNTAIN FT CARSON HIGH SCH | 955             | Rochelle Nutting      | Library Media Specialist | 719-382-1651 | 719-382-3228 | ramador@ffc8.k12.co.us           |
| MONTEZUMA-CORTEZ HIGH SCH   | 903             | Barbara Dean          | Librarian/Media Director | 970-565-3722 | 970-565-5118 | bdean@cortez.k12.co.us           |
| MONTROSE HIGH SCHOOL        | 898             | Kenna Bateman         | Media Specialist         | 970-249-6636 | 970-240-6414 |                                  |
| PUEBLO COUNTY HIGH SCHOOL   | 871             | Jody Robinson         | Media Specialist         | 719-948-3352 | 719-948-0196 | jrobinson@dist70.org             |
| RIFLE HIGH SCHOOL           | 850             | Julie L Price         | Library Media Specialist | 970-625-7783 | 970-625-7786 | jprice1@garfieldre2.k12.co.us    |
| FORT MORGAN HIGH SCHOOL     | 832             | Denise Cramspm        | Library Media Specialist | 970-867-5648 | 970-867-3347 |                                  |
| MOFFAT COUNTY HIGH SCHOOL   | 827             | Tom Beachman          | Librarian                | 970-824-7036 | 970-824-3130 | tom.beachman@moffatdsd.org       |
| ELIZABETH HIGH SCHOOL       | 809             | Barbara Wheeler       | Media Specialist         | 303-646-4616 | 303-688-2325 | barbara-wheeler@ceo.cudenver.edu |
| STERLING HIGH SCHOOL        | 773             | Beverly Newbanks      | LIMC Director, Teacher   | 970-522-2944 | 970-522-1540 | bblecha@highwired.com            |
| WINDSOR HIGH SCHOOL         | 729             | Margo Truel           | Media Specialist         | 970-686-8125 | 970-686-8091 | mtruel@windsor.k12.co.us         |
| SUMMIT HIGH SCHOOL          | 704             | Sherry Hetherington   | Media Specialist         | 970-547-9311 | 970-547-1061 | hetheris@summit.k12.co.us        |
| Average                     | 832             |                       |                          |              |              |                                  |

## Statistics and Input-Output Measures for School Library Media Centers in Colorado 2000

| SCHOOL IDENTIFICATION       | Service Hours Per Typical Week |                     |          |                       |          | Library Media Staffing Per Typical Week |                    |                       |                            |                        |                        |               |
|-----------------------------|--------------------------------|---------------------|----------|-----------------------|----------|---|--------------------|-----------------------|----------------------------|------------------------|------------------------|---------------|
|                             | Enrollment                     | Open - School Hours |          | Closed - School Hours |          | Number of LMS                           | Total Hours of LMS | Number of other staff | Total hours of other staff | Number of entire staff | Hours for entire staff |               |
|                             |                                | ment                | Hours    | Hours                 | Hours    |   |                    |                       |                            |                        |                        | After 4:00 PM |
| <b>High 700-999</b>         |                                |                     |          |                       |          |   |                    |                       |                            |                        |                        |               |
| FOUNTAIN FT CARSON HIGH SCH | 955                            | 48                  | 0        | 0                     | 1        | 8                                       | 1                  | 40                    | 1                          | 40                     | 2                      | 80            |
| MONTEZUMA-CORTEZ HIGH SCH   | 903                            | 39                  | 0        | 0                     | 0        | 0                                       | 1                  | 34                    | 1                          | 34                     | 2                      | 68            |
| MONTROSE HIGH SCHOOL        | 898                            | 40                  | 0        | 0                     | 2        | 0                                       | 1                  | 42                    | 2                          | 35                     | 3                      | 77            |
| PUEBLO COUNTY HIGH SCHOOL   | 871                            | 40                  | 0        | 0                     | 0        | 0                                       | 1                  | 40                    | 2                          | 70                     | 3                      | 110           |
| RIFLE HIGH SCHOOL           | 850                            | 45                  | 0        | 0                     | 2        | 0                                       | 1                  | 40                    | 1                          | 35                     | 2                      | 75            |
| FORT MORGAN HIGH SCHOOL     | 832                            | 40                  | 0        | 0                     | 0        | 0                                       | 1                  | 38                    | 1                          | 38                     | 2                      | 76            |
| MOFFAT COUNTY HIGH SCHOOL   | 827                            | 39                  | 0        | 0                     | 0        | 0                                       | 1                  | 39                    | 1                          | 35                     | 2                      | 74            |
| ELIZABETH HIGH SCHOOL       | 809                            | 43                  | 0        | 0                     | 0        | 0                                       | 1                  | 40                    | 1                          | 40                     | 2                      | 80            |
| STERLING HIGH SCHOOL        | 773                            | 43                  | 0        | 0                     | 5        | 0                                       | 1                  | 40                    | 1                          | 40                     | 2                      | 80            |
| WINDSOR HIGH SCHOOL         | 729                            | 43                  | 0        | 0                     | 0        | 0                                       | 1                  | 40                    | 1                          | 30                     | 2                      | 70            |
| SUMMIT HIGH SCHOOL          | 704                            | 9                   | 1        | 1                     | 0        | 4                                       | 1                  | 38                    | 1                          | 39                     | 2                      | 76            |
| <b>Average</b>              | <b>832</b>                     | <b>39</b>           | <b>0</b> | <b>0</b>              | <b>1</b> | <b>1</b>                                | <b>1</b>           | <b>39</b>             | <b>1</b>                   | <b>40</b>              | <b>2</b>               | <b>79</b>     |



## Statistics and Input-Output Measures for School Library Media Centers in Colorado 2000

### Activities of Paid Staff Per Typical Week Collaboration

| SCHOOL IDENTIFICATION       | Plan with Teachers |          | Co-op Teaching |           | Co-op Teaching |          | Providing Inservice |          | Providing Inservice |          | Read/ Incentive Activities |          | Read/ Incentive Activities |          | Collection Development |          | Collection Development |          |
|-----------------------------|--------------------|----------|----------------|-----------|----------------|----------|---------------------|----------|---------------------|----------|----------------------------|----------|----------------------------|----------|------------------------|----------|------------------------|----------|
|                             | Enroll-ment        | Contract | Non-Contract   | Contract  | Non-Contract   | Contract | Non-Contract        | Contract | Non-Contract        | Contract | Non-Contract               | Contract | Non-Contract               | Contract | Non-Contract           | Contract | Non-Contract           |          |
| <b>High 700-999</b>         |                    |          |                |           |                |          |                     |          |                     |          |                            |          |                            |          |                        |          |                        |          |
| FOUNTAIN FT CARSON HIGH SCH | 955                | 5        |                | 10        |                | 3        |                     |          |                     |          |                            | 0        |                            |          |                        |          |                        | 5        |
| MONTEZUMA-CORTEZ HIGH SCH   | 903                | 5        |                | 6         |                | 1        |                     |          |                     |          | 2                          |          |                            |          |                        |          |                        | 3        |
| MONROSE HIGH SCHOOL         | 898                |          |                |           |                |          |                     |          |                     |          |                            |          |                            |          |                        |          |                        |          |
| PUEBLO COUNTY HIGH SCHOOL   | 871                | 8        |                | 10        |                | 1        |                     |          |                     |          | 2                          |          |                            |          |                        |          |                        | 3        |
| RIFLE HIGH SCHOOL           | 850                | 2        |                | 10        |                | 1        |                     |          |                     |          | 0                          |          |                            |          |                        |          |                        | 10       |
| FORT MORGAN HIGH SCHOOL     | 832                | 2        |                | 8         |                | 2        |                     |          |                     |          | 2                          |          |                            |          |                        |          |                        | 10       |
| MOFFAT COUNTY HIGH SCHOOL   | 827                | 4        |                | 10        |                | 1        |                     |          |                     |          | 5                          |          |                            |          |                        |          |                        | 8        |
| ELIZABETH HIGH SCHOOL       | 809                | 9        |                | 7         |                | 4        |                     |          |                     |          | 4                          |          |                            |          |                        |          |                        | 10       |
| STERLING HIGH SCHOOL        | 773                | 12       | 3              | 12        | 3              | 4        | 2                   |          |                     |          | 1                          | 1        |                            |          |                        |          |                        | 1        |
| WINDSOR HIGH SCHOOL         | 729                | 2        |                | 30        |                | 2        |                     |          |                     |          | 0                          |          |                            |          |                        |          |                        | 2        |
| SUMMIT HIGH SCHOOL          | 704                |          |                |           |                |          |                     |          |                     |          |                            |          |                            |          |                        |          |                        |          |
| <b>Average</b>              | <b>832</b>         | <b>5</b> | <b>3</b>       | <b>11</b> | <b>3</b>       | <b>2</b> | <b>2</b>            | <b>2</b> | <b>2</b>            | <b>2</b> | <b>2</b>                   | <b>1</b> | <b>1</b>                   | <b>2</b> | <b>2</b>               | <b>2</b> | <b>6</b>               | <b>3</b> |

## Statistics and Input-Output Measures for School Library Media Centers in Colorado 2000

### Activities of Paid Staff Per Typical Week (Continued)

| SCHOOL IDENTIFICATION       | Meeting w/<br>Library Staff |          | Meeting w/<br>Administrators |          | Meeting w/<br>Administrators |          | Faculty &/or<br>Staff Meetings |          | Faculty &/or<br>Staff Meetings |          | Curriculum &/or<br>Standards |          | Curriculum &/or<br>Standards |          |              |
|-----------------------------|-----------------------------|----------|------------------------------|----------|------------------------------|----------|--------------------------------|----------|--------------------------------|----------|------------------------------|----------|------------------------------|----------|--------------|
|                             | Enroll-<br>ment             | Contract | Non-Contract                 | Contract | Non-Contract                 | Contract | Non-Contract                   | Contract | Non-Contract                   | Contract | Non-Contract                 | Contract | Non-Contract                 | Contract | Non-Contract |
| <b>High 700-999</b>         |                             |          |                              |          |                              |          |                                |          |                                |          |                              |          |                              |          |              |
| FOUNTAIN FT CARSON HIGH SCH | 955                         | 1        |                              | 1        |                              |          |                                | 1        |                                |          |                              |          |                              | 3        |              |
| MONTEZUMA-CORTEZ HIGH SCH   | 903                         | 1        |                              | 0        |                              |          |                                | 0        |                                |          |                              |          |                              | 0        |              |
| MONTROSE HIGH SCHOOL        | 898                         |          |                              |          |                              |          |                                |          |                                |          |                              |          |                              |          |              |
| PUEBLO COUNTY HIGH SCHOOL   | 871                         | 2        |                              | 0        |                              |          |                                | 1        |                                |          |                              |          |                              | 2        |              |
| RIFLE HIGH SCHOOL           | 850                         | 1        |                              | 0        |                              |          |                                | 1        |                                |          |                              |          |                              | 0        |              |
| FORT MORGAN HIGH SCHOOL     | 832                         | 2        |                              | 1        |                              |          |                                | 1        |                                |          |                              |          |                              | 1        |              |
| MOFFAT COUNTY HIGH SCHOOL   | 827                         | 1        |                              | 1        |                              |          |                                | 1        |                                |          |                              |          |                              | 1        |              |
| ELIZABETH HIGH SCHOOL       | 809                         | 1        |                              | 1        |                              |          |                                | 1        |                                |          |                              |          |                              | 0        |              |
| STERLING HIGH SCHOOL        | 773                         | 1        |                              | 1        |                              |          |                                | 1        |                                |          |                              |          |                              | 0        | 1            |
| WINDSOR HIGH SCHOOL         | 729                         | 0        |                              | 0        |                              |          |                                | 1        |                                |          |                              |          |                              | 1        |              |
| SUMMIT HIGH SCHOOL          | 704                         |          |                              |          |                              |          |                                |          |                                |          |                              |          |                              |          |              |
| <b>Average</b>              | <b>832</b>                  | <b>1</b> | <b>0</b>                     | <b>1</b> | <b>1</b>                     | <b>1</b> | <b>1</b>                       | <b>1</b> | <b>1</b>                       | <b>1</b> | <b>1</b>                     | <b>1</b> | <b>1</b>                     | <b>1</b> | <b>1</b>     |

**Statistics and Input-Output Measures for  
School Library Media Centers in Colorado 2000**

**Activities of Paid Staff Per Typical Week (Continued)**

| SCHOOL IDENTIFICATION       | Activities of Paid Staff Per Typical Week (Continued) |                      |  |                                    |   |                                     |   |                                     |                                      |  |        |  |
|-----------------------------|---|----------------------|--|------------------------------------|---|-------------------------------------|---|-------------------------------------|--------------------------------------|--|--------|--|
|                             | Technology  |                      |  |                                    |   | Other                               |   |                                     |                                      |  | Totals |  |
|                             | Enroll-<br>ment                                       | Managing<br>Contract | Managing<br>Technology<br>Non-Contract | Managing<br>Technology<br>Contract | All Other<br>Activities<br>Non-Contract | All Other<br>Activities<br>Contract | All Other<br>Activities<br>Non-Contract | All Other<br>Activities<br>Contract | Paid Staff<br>Weekly/Hrs<br>Contract | Paid Staff<br>Weekly/Hrs<br>Non-Contract |        |  |
| <b>High 700-999</b>         |   |                      |  |                                    |   |                                     |   |                                     |                                      |  |        |  |
| FOUNTAIN FT CARSON HIGH SCH | 955   | 0                    |  |                                    | 53                                      |                                     |   | 80                                  | 0                                    |  |        |  |
| MONTEZUMA-CORTEZ HIGH SCH   | 903   | 8                    |  |                                    | 43                                      |                                     | 2                                       | 68                                  | 2                                    |  |        |  |
| MONTRORSE HIGH SCHOOL       | 898   |                      |  |                                    |   |                                     |   | 37                                  | 0                                    |  |        |  |
| PUEBLO COUNTY HIGH SCHOOL   | 871   | 3                    |  |                                    | 78                                      |                                     |   | 110                                 | 0                                    |  |        |  |
| RIFLE HIGH SCHOOL           | 850   | 3                    |  |                                    | 48                                      |                                     |   | 75                                  | 0                                    |  |        |  |
| FORT MORGAN HIGH SCHOOL     | 832   | 10                   |  |                                    | 37                                      |                                     | 1                                       | 76                                  | 2                                    |  |        |  |
| MOFFAT COUNTY HIGH SCHOOL   | 827   | 7                    |  |                                    | 35                                      |                                     |   | 74                                  | 0                                    |  |        |  |
| ELIZABETH HIGH SCHOOL       | 809   | 8                    |  |                                    | 37                                      |                                     |   | 80                                  | 0                                    |  |        |  |
| STERLING HIGH SCHOOL        | 773   | 40                   | 5                                      |                                    | 10                                      |                                     | 0                                       | 80                                  | 22                                   |  |        |  |
| WINDSOR HIGH SCHOOL         | 729   | 30                   |  |                                    | 2                                       |                                     |   | 70                                  | 0                                    |  |        |  |
| SUMMIT HIGH SCHOOL          | 704   |                      |  |                                    |   |                                     |   | 0                                   | 0                                    |  |        |  |
| <b>Average</b>              | <b>832</b>  | <b>12</b>            | <b>5</b>                               | <b>5</b>                           | <b>38</b>                               | <b>1</b>                            | <b>1</b>                                | <b>68</b>                           | <b>2</b>                             |  |        |  |

## Statistics and Input-Output Measures for School Library Media Centers in Colorado 2000

### Computers with Access to School Library Resources

| SCHOOL IDENTIFICATION       | Enrollment | Total Computers    |                             | Computers With Access to... |                              |                      |                               | Catalogue            |                               | Databases |           |
|-----------------------------|------------|--------------------|-----------------------------|-----------------------------|------------------------------|----------------------|-------------------------------|----------------------|-------------------------------|-----------|-----------|
|                             |            | Located in Library | Located Elsewhere in School | Internet in Library         | Internet elsewhere in School | Catalogue in Library | Catalogue elsewhere in School | Databases in Library | Databases elsewhere in School |           |           |
| <b>High 700-999</b>         |            |                    |                             |                             |                              |                      |                               |                      |                               |           |           |
| FOUNTAIN FT CARSON HIGH SCH | 955        | 5                  | 180                         | 5                           | 180                          | 5                    | 180                           | 5                    | 180                           | 5         | 180       |
| MONTEZUMA-CORTEZ HIGH SCH   | 903        | 8                  | 174                         | 3                           | 110                          | 4                    | 0                             | 3                    | 0                             | 3         | 110       |
| MONTRORSE HIGH SCHOOL       | 898        | 32                 | 80                          | 32                          | 80                           | 0                    | 0                             | 0                    | 0                             | 0         | 0         |
| PUEBLO COUNTY HIGH SCHOOL   | 871        | 11                 | 0                           | 11                          | 0                            | 0                    | 0                             | 11                   | 0                             | 11        | 0         |
| RIFLE HIGH SCHOOL           | 850        | 11                 | 109                         | 11                          | 109                          | 11                   | 109                           | 11                   | 109                           | 11        | 109       |
| FORT MORGAN HIGH SCHOOL     | 832        | 6                  | 0                           | 0                           | 0                            | 6                    | 0                             | 6                    | 0                             | 6         | 0         |
| MOFFAT COUNTY HIGH SCHOOL   | 827        | 20                 | 105                         | 17                          | 105                          | 6                    | 105                           | 17                   | 105                           | 17        | 45        |
| ELIZABETH HIGH SCHOOL       | 809        | 11                 | 0                           | 11                          | 0                            | 11                   | 0                             | 11                   | 0                             | 11        | 0         |
| STERLING HIGH SCHOOL        | 773        | 44                 | 169                         | 44                          | 169                          | 29                   | 169                           | 29                   | 169                           | 29        | 129       |
| WINDSOR HIGH SCHOOL         | 729        | 10                 | 0                           | 10                          | 0                            | 6                    | 0                             | 6                    | 0                             | 10        | 0         |
| SUMMIT HIGH SCHOOL          | 704        | 10                 | 187                         | 10                          | 187                          | 10                   | 187                           | 10                   | 187                           | 10        | 187       |
| <b>Average</b>              | <b>832</b> | <b>15</b>          | <b>91</b>                   | <b>14</b>                   | <b>85</b>                    | <b>8</b>             | <b>68</b>                     | <b>8</b>             | <b>68</b>                     | <b>10</b> | <b>69</b> |

**Statistics and Input-Output Measures for  
School Library Media Centers in Colorado 2000**

**Internet Access for Students**

| SCHOOL IDENTIFICATION       | Enroll-ment | No Restriction | Parental Permis-sion | Grade-level Restrictions | Unrestricted from grade "blank" up | Other Restriction | Other Restrictions - Specify              | Access via Pre-selected Menu | Student Terminals Filter | Filter Level      |
|-----------------------------|-------------|----------------|----------------------|--------------------------|------------------------------------|-------------------|---|------------------------------|--------------------------|-------------------|
|                             |             |                |                      |                          |                                    |                   |   |                              |                          |                   |
| <b>High 700-999</b>         |             |                |                      |                          |                                    |                   |   |                              |                          |                   |
| FOUNTAIN FT CARSON HIGH SCH | 955         | F              | T                    | F                        | T                                  | T                 | Supervision by teacher License w/contract | F                            | None                     | Building District |
| MONTEZUMA-CORTEZ HIGH SCH   | 903         | F              | T                    | F                        | T                                  | T                 |   | F                            | All                      | District          |
| MONTROSE HIGH SCHOOL        | 898         | F              | T                    | F                        | F                                  | F                 |   | T                            | All                      | District          |
| PUEBLO COUNTY HIGH SCHOOL   | 871         | F              | T                    | F                        | F                                  | F                 |   | T                            | Some                     | District          |
| RIFLE HIGH SCHOOL           | 850         | F              | T                    | F                        | F                                  | F                 |   | F                            | None                     | District          |
| FORT MORGAN HIGH SCHOOL     | 832         |                |                      |                          |                                    |                   |   |                              |                          |                   |
| MOFFAT COUNTY HIGH SCHOOL   | 827         | F              | T                    | F                        | F                                  | F                 |   | F                            | None                     | District          |
| ELIZABETH HIGH SCHOOL       | 809         | F              | T                    | F                        | F                                  | F                 |   | F                            | None                     | District          |
| STERLING HIGH SCHOOL        | 773         | F              | T                    | F                        | T                                  | T                 | XStop software                            | Y                            | Some                     | District          |
| WINDSOR HIGH SCHOOL         | 729         | F              | T                    | F                        | T                                  | T                 |   | F                            | All                      | District          |
| SUMMIT HIGH SCHOOL          | 704         | T              | F                    | F                        | F                                  | F                 |   | F                            | None                     | District          |
| <b>Average</b>              | <b>832</b>  |                |                      |                          |                                    |                   |   |                              |                          |                   |

**Statistics and Input-Output Measures for  
School Library Media Centers in Colorado 2000**

**Library Media Collection**

**SCHOOL IDENTIFICATION**

| School Name                 | Enroll-<br>ment | Print<br>volumes | Nonfiction<br>Avg.<br>© Date | Ref. Titles<br>on CD-ROM/<br>laser disk | Avg.<br>© Date | Periodical<br>Subscriptions | Audio<br>Materials | Video<br>Materials | Computer<br>Software | Online<br>Services |
|-----------------------------|-----------------|------------------|------------------------------|---|----------------|-----------------------------|--------------------|--------------------|----------------------|--------------------|
| <b>High 700-999</b>         |                 |                  |                              |   |                |                             |                    |                    |                      |                    |
| FOUNTAIN FT CARSON HIGH SCH | 955             | 10700            | 1983                         |   | 12             | 1998                        | 95                 | 250                |                      | T                  |
| MONTEZUMA-CORTEZ HIGH SCH   | 903             | 10343            | 1985                         |   |                |                             | 61                 | 247                | 18                   | T                  |
| MONTROSE HIGH SCHOOL        | 898             |                  |                              |   | 2              |                             | 80                 | 150                | 5                    | T                  |
| PUEBLO COUNTY HIGH SCHOOL   | 871             | 10253            | 1974                         |   | 0              |                             | 3                  | 713                | 5                    | T                  |
| RIFLE HIGH SCHOOL           | 850             |                  |                              |   | 4              | 1998                        | 34                 | 804                | 0                    | T                  |
| FORT MORGAN HIGH SCHOOL     | 832             | 11642            | 1984                         |   | 10             | 1997                        | 60                 | 300                | 0                    | F                  |
| MOFFAT COUNTY HIGH SCHOOL   | 827             | 15500            | 1987                         |   | 15             | 1995                        | 66                 | 200                | 100                  | T                  |
| ELIZABETH HIGH SCHOOL       | 809             | 10217            | 1982                         |   | 48             | 1997                        | 35                 | 237                | 4                    | T                  |
| STERLING HIGH SCHOOL        | 773             | 13243            | 1980                         |   | 0              |                             | 3                  | 86                 | 0                    | T                  |
| WINDSOR HIGH SCHOOL         | 729             | 5000             | 1990                         |   | 5              | 1998                        | 70                 | 600                | 10                   | T                  |
| SUMMIT HIGH SCHOOL          | 704             | 12058            |                              |   | 1              |                             | 32                 | 786                | 0                    | T                  |
| <b>Average</b>              | <b>832</b>      | <b>10995</b>     | <b>1983</b>                  | <b>10</b>                               | <b>1997</b>    | <b>49</b>                   | <b>232</b>         | <b>394</b>         | <b>14</b>            |                    |



## Statistics and Input-Output Measures for School Library Media Centers in Colorado 2000

### Library Media Usage Per Typical Week

| SCHOOL IDENTIFICATION       | Total Visits |             | Info Skills Instruction |                         | Circulation Materials Per Week | ILL & Document Delivery    |          |           |
|-----------------------------|--------------|-------------|-------------------------|-------------------------|--------------------------------|----------------------------|----------|-----------|
|                             | Enrollment   | Individuals | Classes &/or Groups     | Contacts w/ Individuals |                                | Contacts w/ Classes/Groups | Lending  | Borrowing |
| <b>High 700-999</b>         |              |             |                         |                         |                                |                            |          |           |
| FOUNTAIN FT CARSON HIGH SCH | 955          | 250         | 60                      | 50                      | 100                            | 0                          | 0        | 0         |
| MONTEZUMA-CORTEZ HIGH SCH   | 903          | 124         | 19                      | 97                      | 233                            | 25                         | 0        | 0         |
| MONTROSE HIGH SCHOOL        | 898          | 250         | 1750                    | 500                     | 75                             | 0                          | 0        | 0         |
| PUEBLO COUNTY HIGH SCHOOL   | 871          | 300         | 6                       | 60                      | 80                             | 0                          | 0        | 10        |
| RIFLE HIGH SCHOOL           | 850          | 60          | 4                       | 40                      |                                |                            |          |           |
| FORT MORGAN HIGH SCHOOL     | 832          | 150         | 2                       | 50                      | 100                            | 2                          | 10       | 10        |
| MOFFAT COUNTY HIGH SCHOOL   | 827          | 550         | 20                      | 200                     | 215                            | 1                          | 1        | 1         |
| ELIZABETH HIGH SCHOOL       | 809          | 1275        | 16                      | 260                     | 86                             | 1                          | 1        | 2         |
| STERLING HIGH SCHOOL        | 773          | 585         | 15                      | 620                     | 181                            | 2                          | 2        | 2         |
| WINDSOR HIGH SCHOOL         | 729          | 1000        | 125                     | 625                     | 30                             | 0                          | 0        | 0         |
| SUMMIT HIGH SCHOOL          | 704          | 350         | 15                      | 250                     | 85                             | 2                          | 2        | 0         |
| <b>Average</b>              | <b>832</b>   | <b>445</b>  | <b>185</b>              | <b>250</b>              | <b>119</b>                     | <b>3</b>                   | <b>3</b> | <b>3</b>  |

**Statistics and Input-Output Measures for  
School Library Media Centers in Colorado 2000**

| <b>SCHOOL IDENTIFICATION</b> |                         | <b>Annual Operating Expenditures</b> |   |                       |  |   |                                   |                                   | <b>Total</b> |
|------------------------------|-------------------------|--------------------------------------|---|-----------------------|--|---|-----------------------------------|-----------------------------------|--------------|
|                              |                         | <b>Materials in Dollars:</b>         |   |                       |  |   |                                   |                                   |              |
| <b>School Name</b>           | <b>Enroll-<br/>ment</b> | <b>Print</b>                         | <b>Electronic<br/>Formats<br/>(local)</b> | <b>Non-<br/>Print</b> | <b>Electronic<br/>Access<br/>(non-local)</b> | <b>Other<br/>Operating<br/>Expenditures</b> | <b>Operating<br/>expenditures</b> | <b>Operating<br/>expenditures</b> |              |
| <b>High 700-999</b>          |                         |                                      |   |                       |  |   |                                   |                                   |              |
| FOUNTAIN FT CARSON HIGH SCH  | 955                     | \$9,350                              | \$0                                       | \$750                 | \$8,000                                      | \$4,200                                     | \$22,300                          | \$22,300                          |              |
| MONTEZUMA-CORTEZ HIGH SCH    | 903                     | \$5,195                              | \$147                                     | \$690                 | \$4,785                                      | \$1,463                                     | \$12,280                          | \$12,280                          |              |
| MONTROSE HIGH SCHOOL         | 898                     | \$5,000                              | \$400                                     | \$100                 | \$0  | \$0   | \$5,500                           | \$5,500                           |              |
| PUEBLO COUNTY HIGH SCHOOL    | 871                     | \$9,668                              | \$0                                       | \$3,250               | \$2,900                                      | \$6,950                                     | \$22,768                          | \$22,768                          |              |
| RIFLE HIGH SCHOOL            | 850                     | \$10,090                             | \$0                                       | \$8,470               | \$1,140                                      | \$0   | \$19,700                          | \$19,700                          |              |
| FORT MORGAN HIGH SCHOOL      | 832                     | \$10,190                             | \$4,000                                   | \$1,000               | \$0  | \$4,925                                     | \$20,115                          | \$20,115                          |              |
| MOFFAT COUNTY HIGH SCHOOL    | 827                     | \$16,580                             | \$7,170                                   | \$2,100               | \$2,600                                      | \$2,600                                     | \$31,050                          | \$31,050                          |              |
| ELIZABETH HIGH SCHOOL        | 809                     | \$10,675                             | \$550                                     | \$1,110               | \$3,900                                      | \$5,300                                     | \$21,535                          | \$21,535                          |              |
| STERLING HIGH SCHOOL         | 773                     | \$6,000                              | \$0                                       | \$900                 | \$2,600                                      | \$1,000                                     | \$10,500                          | \$10,500                          |              |
| WINDSOR HIGH SCHOOL          | 729                     | \$6,200                              | \$0                                       | \$0                   | \$2,300                                      | \$7,700                                     | \$16,200                          | \$16,200                          |              |
| SUMMIT HIGH SCHOOL           | 704                     | \$1,200                              | \$300                                     | \$200                 | \$8,000                                      | \$300                                       | \$10,000                          | \$10,000                          |              |
| <b>Average</b>               | <b>832</b>              | <b>\$8,195</b>                       | <b>\$1,142</b>                            | <b>\$1,688</b>        | <b>\$3,293</b>                               | <b>\$3,131</b>                              | <b>\$17,450</b>                   | <b>\$17,450</b>                   |              |



**Statistics and Input-Output Measures for  
School Library Media Centers in Colorado 2000**

| <b>SCHOOL IDENTIFICATION</b> |  | <b>Enroll- District</b>  | <b>Address</b>           | <b>City</b>      | <b>County</b> | <b>Zip</b>  |
|------------------------------|--|--------------------------|--------------------------|------------------|---------------|-------------|
| <b>School Name</b>           |  | <b>ment Name</b>         |                          |                  |               | <b>Code</b> |
| <b>High 500-699</b>          |  |                          |                          |                  |               |             |
| GLENWOOD SPRINGS HIGH SCH    |  | 662 Roaring Fork RE-1    | 1340 Pitkin Avenue       | Glenwood Springs | Garfield      | 81601       |
| JEFFERSON HIGH SCHOOL        |  | 647 Jefferson County R-1 | 2305 Pierce              | Edgewater        | Jefferson     | 80214       |
| DELTA HIGH SCHOOL            |  | 624 Delta County 50(J)   | 1400 Pioneer Road        | Delta            | Delta         | 81416       |
| BATTLE MOUNTAIN HIGH SCH     |  | 593 Eagle County RE 50   | Box 249                  | Minturn          | Eagle         | 81645       |
| WEST INTERGENERATIONAL CTR   |  | 569 Colorado Springs 11  | 1920 W Pikes Peak Avenue | Colorado Springs | El Paso       | 80904       |
| LAMAR HIGH SCHOOL            |  | 522 Lamar RE-2           | 1900 S 11th St           | Lamar            | Prowers       | 81052       |
| FALCON HIGH SCHOOL           |  | 512 Falcon 49            | 11110 Stapleton Drive    | Falcon           | El Paso       | 80831       |
| LA JUNTA HIGH SCHOOL         |  | 509 East Otero R-1       | 1817 Smithland Ave       | La Junta         | Otero         | 81050       |
| FLORENCE HIGH SCHOOL         |  | 506 Florence RE-2        | 215 N. Maple Ave.        | Florence         | Fremont       | 81226       |
| <b>Average</b>               |  | <b>572</b>               |                          |                  |               |             |

## Statistics and Input-Output Measures for School Library Media Centers in Colorado 2000

### Respondent Identification

#### SCHOOL IDENTIFICATION

| School Name                | Enroll- ment Respondent    | Title                     | Phone        | Fax          | E-mail                          |
|----------------------------|----------------------------|---------------------------|--------------|--------------|---------------------------------|
| High 500-699               |                            |                           |              |              |                                 |
| GLENWOOD SPRINGS HIGH SCH  | 662 Janie Crisp            | Library/Media Specialist  | 970-384-5567 | 970-384-5569 | jc@rfsd.k12.co.us               |
| JEFFERSON HIGH SCHOOL      | 647 Denise Atkinson-Shorey | Library Info Specialist   | 303-982-6110 | 303-982-6134 | dshorey@jeffco.k12.co.us        |
| DELTA HIGH SCHOOL          | 624 Jo Pope                | Aide                      | 970-874-8031 | 970-874-8034 |                                 |
| BATTLE MOUNTAIN HIGH SCH   | 593 Jeff Reiter            | Media Specialist          | 970-949-4490 | 970-949-9335 | jreiter@ecsd.re50j.k12.co.us    |
| WEST INTERGENERATIONAL CTR | 569 Marsha Spanswick       | CIT                       | 719-328-3924 |              | spansm@dll.org                  |
| LAMAR HIGH SCHOOL          | 522 Dorothy Cowgill        | District Media Specialist | 719-336-3488 | 719-336-3026 | dorothy-cowgill@lamar.k12.co.us |
| FALCON HIGH SCHOOL         | 512 Corrie Chapman         | Library Media Specialist  | 719-495-1169 | 719-495-2264 | d49_cchapman@yahoo.com          |
| LA JUNTA HIGH SCHOOL       | 509 Judith Wilson          | Media Specialist          | 719-384-4467 |              | jwilson@lajunta.k12.co.us       |
| FLORENCE HIGH SCHOOL       | 506 Mable Sutton           | Media Specialist          | 719 784-6414 | 719 784-3821 | florencehs@amigo.net            |
| Average                    | 572                        |                           |              |              |                                 |

**Statistics and Input-Output Measures for  
School Library Media Centers in Colorado 2000**

| SCHOOL IDENTIFICATION      | Service Hours Per Typical Week |                 |                 |                 |          | Library Media Staffing Per Typical Week |                   |                    |                                     |                              |                              |
|----------------------------|--------------------------------|-----------------|-----------------|-----------------|----------|---|-------------------|--------------------|-------------------------------------|------------------------------|------------------------------|
|                            | Enroll-<br>ment                | Open - Closed - |                 | Summer<br>Hours |          | Number<br>of LMS                        | Total Number      |                    | Total<br>hours<br>of other<br>staff | Number<br>of entire<br>staff | Hours<br>for entire<br>staff |
|                            |                                | School<br>Hours | School<br>Hours |                 |          |   | of other<br>staff | of entire<br>staff |                                     |                              |                              |
| <b>High 500-699</b>        |                                |                 |                 |                 |          |   |                   |                    |                                     |                              |                              |
| GLENWOOD SPRINGS HIGH SCH  | 662                            | 8               | 0               | 1               | 0        | 1                                       | 42                | 1                  | 40                                  | 2                            | 82                           |
| JEFFERSON HIGH SCHOOL      | 647                            | 40              | 0               | 0               | 0        | 1                                       | 40                | 2                  | 73                                  | 3                            | 113                          |
| DELTA HIGH SCHOOL          | 624                            | 40              | 0               | 0               | 0        | 0                                       | 0                 | 1                  | 40                                  | 1                            | 40                           |
| BATTLE MOUNTAIN HIGH SCH   | 593                            | 40              | 3               | 2               | 0        | 1                                       | 40                | 0                  | 0                                   | 1                            | 40                           |
| WEST INTERGENERATIONAL CTR | 569                            | 42              | 2               | 4               | 0        | 1                                       | 40                | 2                  | 80                                  | 3                            | 120                          |
| LAMAR HIGH SCHOOL          | 522                            | 44              | 0               | 0               | 0        | 1                                       | 44                | 1                  | 36                                  | 2                            | 80                           |
| FALCON HIGH SCHOOL         | 512                            | 35              | 0               | 0               | 0        | 1                                       | 39                | 0                  | 0                                   | 1                            | 39                           |
| LA JUNTA HIGH SCHOOL       | 509                            | 40              | 0               | 0               | 0        | 1                                       | 40                | 1                  | 40                                  | 2                            | 80                           |
| FLORENCE HIGH SCHOOL       | 506                            | 39              | 0               | 0               | 0        | 1                                       | 40                | 0                  | 0                                   | 1                            | 40                           |
| <b>Average</b>             | <b>572</b>                     | <b>36</b>       | <b>1</b>        | <b>1</b>        | <b>0</b> | <b>1</b>                                | <b>36</b>         | <b>1</b>           | <b>34</b>                           | <b>2</b>                     | <b>70</b>                    |

## Statistics and Input-Output Measures for School Library Media Centers in Colorado 2000

### Activities of Paid Staff Per Typical Week Collaboration

| SCHOOL IDENTIFICATION      | Enroll-ment | Plan with Teachers |              | Co-op Teaching |              | Providing Inservice |              | Read/ Incentive Activities |              | Read/ Incentive Activities |              | Collection Development |              |
|----------------------------|-------------|--------------------|--------------|----------------|--------------|---------------------|--------------|----------------------------|--------------|----------------------------|--------------|------------------------|--------------|
|                            |             | Contract           | Non-Contract | Contract       | Non-Contract | Contract            | Non-Contract | Contract                   | Non-Contract | Contract                   | Non-Contract | Contract               | Non-Contract |
| <b>High 500-699</b>        |             |                    |              |                |              |                     |              |                            |              |                            |              |                        |              |
| GLENWOOD SPRINGS HIGH SCH  | 662         | 4                  |              | 14             |              | 7                   |              | 0                          |              | 3                          |              |                        |              |
| JEFFERSON HIGH SCHOOL      | 647         | 10                 |              | 30             |              | 5                   |              | 5                          |              | 10                         |              |                        |              |
| DELTA HIGH SCHOOL          | 624         | 0                  |              | 0              |              | 0                   |              | 0                          |              | 0                          |              |                        |              |
| BATTLE MOUNTAIN HIGH SCH   | 593         | 4                  |              | 5              |              | 2                   |              | 2                          |              | 2                          |              |                        |              |
| WEST INTERGENERATIONAL CTR | 569         | 3                  | 2            | 10             | 16           | 1                   | 0            | 1                          | 2            | 1                          | 1            | 4                      |              |
| LAMAR HIGH SCHOOL          | 522         | 6                  |              | 7              |              | 1                   |              | 1                          |              | 5                          |              |                        |              |
| FALCON HIGH SCHOOL         | 512         | 1                  | 0            | 10             | 0            | 1                   | 1            | 0                          | 0            | 1                          | 0            | 0                      |              |
| LA JUNTA HIGH SCHOOL       | 509         | 10                 |              | 15             |              | 0                   |              | 10                         |              | 10                         |              |                        |              |
| FLORENCE HIGH SCHOOL       | 506         | 5                  | 0            | 5              | 0            | 1                   | 0            | 0                          | 0            | 4                          | 0            | 0                      |              |
| <b>Average</b>             | <b>572</b>  | <b>5</b>           | <b>1</b>     | <b>11</b>      | <b>5</b>     | <b>2</b>            | <b>0</b>     | <b>2</b>                   | <b>1</b>     | <b>4</b>                   | <b>2</b>     | <b>4</b>               | <b>1</b>     |

## Statistics and Input-Output Measures for School Library Media Centers in Colorado 2000

### Activities of Paid Staff Per Typical Week (Continued)

| SCHOOL IDENTIFICATION      | Meeting w/<br>Library Staff |          | Meeting w/<br>Library Staff |          | Meeting w/<br>Administrators |          | Meeting w/<br>Administrators |          | Faculty &/or<br>Staff Meetings |          | Faculty &/or<br>Staff Meetings |          | Curriculum &/or<br>Standards |          | Curriculum &/or<br>Standards |          |              |
|----------------------------|-----------------------------|----------|-----------------------------|----------|------------------------------|----------|------------------------------|----------|--------------------------------|----------|--------------------------------|----------|------------------------------|----------|------------------------------|----------|--------------|
|                            | Enroll-<br>ment             | Contract | Non-Contract                | Contract | Non-Contract                 | Contract | Non-Contract                 | Contract | Non-Contract                   | Contract | Non-Contract                   | Contract | Non-Contract                 | Contract | Non-Contract                 | Contract | Non-Contract |
| <b>High 500-699</b>        |                             |          |                             |          |                              |          |                              |          |                                |          |                                |          |                              |          |                              |          |              |
| GLENWOOD SPRINGS HIGH SCH  | 662                         | 1        | 2                           | 1        | 1                            | 1        | 1                            | 1        | 1                              | 1        | 1                              | 1        | 1                            | 1        | 1                            | 1        | 1            |
| JEFFERSON HIGH SCHOOL      | 647                         | 5        |                             | 5        | 5                            |          |                              |          |                                |          |                                |          |                              | 2        | 2                            |          |              |
| DELTA HIGH SCHOOL          | 624                         | 0        |                             | 0        | 0                            |          |                              |          |                                | 0        |                                |          |                              | 0        | 0                            |          |              |
| BATTLE MOUNTAIN HIGH SCH   | 593                         | 2        |                             | 1        | 1                            |          |                              |          |                                | 1        |                                |          |                              | 1        | 1                            |          |              |
| WEST INTERGENERATIONAL CTR | 569                         | 2        | 4                           | 1        | 1                            | 0        | 2                            | 1        | 1                              | 1        | 2                              | 1        | 1                            | 1        | 1                            | 0        | 0            |
| LAMAR HIGH SCHOOL          | 522                         | 3        | 2                           | 1        | 1                            |          |                              |          |                                | 2        |                                |          |                              | 1        | 1                            |          |              |
| FALCON HIGH SCHOOL         | 512                         | 0        | 0                           | 1        | 1                            | 1        | 1                            | 1        | 1                              | 1        | 1                              | 1        | 1                            | 1        | 1                            | 1        | 1            |
| LA JUNTA HIGH SCHOOL       | 509                         | 2        |                             | 4        | 4                            |          |                              |          |                                | 2        |                                |          |                              | 2        | 2                            |          |              |
| FLORENCE HIGH SCHOOL       | 506                         | 1        | 0                           | 1        | 1                            | 0        | 0                            | 1        | 1                              | 1        | 0                              | 0        | 1                            | 1        | 1                            | 0        | 0            |
| <b>Average</b>             | <b>572</b>                  | <b>2</b> | <b>2</b>                    | <b>2</b> | <b>2</b>                     | <b>0</b> | <b>2</b>                     | <b>2</b> | <b>1</b>                       | <b>1</b> | <b>1</b>                       | <b>1</b> | <b>1</b>                     | <b>1</b> | <b>1</b>                     | <b>1</b> | <b>1</b>     |

**Statistics and Input-Output Measures for  
School Library Media Centers in Colorado 2000**

**Activities of Paid Staff Per Typical Week (Continued)**

| SCHOOL IDENTIFICATION      | Activities of Paid Staff Per Typical Week (Continued) |                                    |  |                                     |   |                                    |  |                                     |   |                                      |  |  |
|----------------------------|---|------------------------------------|--|-------------------------------------|---|------------------------------------|--|-------------------------------------|---|--------------------------------------|--|--|
|                            | Technology  |                                    |  |                                     |   | Other                              |  |                                     |   |                                      | Totals                                   |  |
|                            | Enroll-<br>ment                                       | Managing<br>Technology<br>Contract | Managing<br>Technology<br>Non-Contract | All Other<br>Activities<br>Contract | All Other<br>Activities<br>Non-Contract | Managing<br>Technology<br>Contract | Managing<br>Technology<br>Non-Contract | All Other<br>Activities<br>Contract | All Other<br>Activities<br>Non-Contract | Paid Staff<br>Weekly/Hrs<br>Contract | Paid Staff<br>Weekly/Hrs<br>Non-Contract |  |
| <b>High 500-699</b>        |   |                                    |  |                                     |   |                                    |  |                                     |   |                                      |  |  |
| GLENWOOD SPRINGS HIGH SCH  | 662   | 15                                 | 6                                      | 35                                  | 0                                       |                                    |  |                                     |   | 82                                   | 10                                       |  |
| JEFFERSON HIGH SCHOOL      | 647   | 30                                 |  | 10                                  |   |                                    |  |                                     |   | 113                                  |  |  |
| DELTA HIGH SCHOOL          | 624   | 30                                 |  | 10                                  |   |                                    |  |                                     |   | 40                                   | 0  |  |
| BATTLE MOUNTAIN HIGH SCH   | 593   | 10                                 |  | 3                                   |   |                                    |  |                                     |   | 33                                   | 0  |  |
| WEST INTERGENERATIONAL CTR | 569   | 9                                  | 16                                     | 10                                  | 34                                      |                                    |  |                                     |   | 40                                   | 80                                       |  |
| LAMAR HIGH SCHOOL          | 522   | 30                                 |  | 23                                  |   |                                    |  |                                     |   | 80                                   | 2  |  |
| FALCON HIGH SCHOOL         | 512   | 12                                 | 0                                      | 11                                  | 0                                       |                                    |  |                                     |   | 39                                   | 3  |  |
| LA JUNTA HIGH SCHOOL       | 509   | 10                                 |  | 15                                  |   |                                    |  |                                     |   | 80                                   | 0  |  |
| FLORENCE HIGH SCHOOL       | 506   | 10                                 | 0                                      | 11                                  | 0                                       |                                    |  |                                     |   | 40                                   | 0  |  |
| <b>Average</b>             | <b>572</b>  | <b>17</b>                          | <b>6</b>                               | <b>14</b>                           | <b>9</b>                                |                                    |  |                                     |   | <b>61</b>                            | <b>12</b>                                |  |

**Statistics and Input-Output Measures for  
School Library Media Centers in Colorado 2000**

**Computers with Access to School Library Resources**

| SCHOOL IDENTIFICATION      | Enroll-<br>ment | Total Computers    |                                   | Computers With Access to... |                                    |                      |                                     | Catalogue            |                                     | Databases |           |
|----------------------------|-----------------|--------------------|-----------------------------------|-----------------------------|------------------------------------|----------------------|-------------------------------------|----------------------|-------------------------------------|-----------|-----------|
|                            |                 | Located<br>Library | Located<br>Elsewhere<br>in School | Internet<br>Library         | Internet<br>elsewhere<br>in School | Catalogue<br>Library | Catalogue<br>elsewhere<br>in School | Databases<br>Library | Databases<br>elsewhere<br>in School |           |           |
| <b>High 500-699</b>        |                 |                    |                                   |                             |                                    |                      |                                     |                      |                                     |           |           |
| GLENWOOD SPRINGS HIGH SCH  | 662             | 9                  | 0                                 | 7                           | 0                                  | 9                    | 0                                   | 9                    | 0                                   | 9         | 0         |
| JEFFERSON HIGH SCHOOL      | 647             | 14                 | 50                                | 14                          | 50                                 | 14                   | 50                                  | 14                   | 50                                  | 14        | 50        |
| DELTA HIGH SCHOOL          | 624             | 11                 | 0                                 | 11                          | 0                                  | 11                   | 0                                   | 11                   | 0                                   | 11        | 0         |
| BATTLE MOUNTAIN HIGH SCH   | 593             | 31                 | 150                               | 31                          | 150                                | 31                   | 150                                 | 31                   | 150                                 | 31        | 150       |
| WEST INTERGENERATIONAL CTR | 569             | 1                  | 0                                 | 1                           | 0                                  | 0                    | 0                                   | 1                    | 0                                   | 1         | 0         |
| LAMAR HIGH SCHOOL          | 522             | 20                 | 100                               | 20                          | 80                                 | 10                   | 0                                   | 20                   | 0                                   | 20        | 0         |
| FALCON HIGH SCHOOL         | 512             | 21                 | 50                                | 21                          | 50                                 | 16                   | 50                                  | 16                   | 50                                  | 16        | 50        |
| LA JUNTA HIGH SCHOOL       | 509             | 5                  | 60                                | 5                           | 60                                 | 3                    | 0                                   | 5                    | 0                                   | 5         | 60        |
| FLORENCE HIGH SCHOOL       | 506             | 25                 | 122                               | 25                          | 122                                | 25                   | 0                                   | 25                   | 0                                   | 25        | 10        |
| <b>Average</b>             | <b>572</b>      | <b>15</b>          | <b>59</b>                         | <b>15</b>                   | <b>57</b>                          | <b>13</b>            | <b>28</b>                           | <b>15</b>            | <b>28</b>                           | <b>15</b> | <b>36</b> |

**Statistics and Input-Output Measures for  
School Library Media Centers in Colorado 2000**

Internet Access for Students

| SCHOOL IDENTIFICATION      | Enroll-<br>ment | No<br>Restrict-<br>ions | Parental<br>Permis-<br>sion | Grade-<br>level<br>Restrictions | Unrestricted<br>from grade<br>"blank" up | Other<br>Restrict-<br>ions | Other<br>Restrictions -<br>Specify                           | Access via           |                                | Filter<br>Level |
|----------------------------|-----------------|-------------------------|-----------------------------|---------------------------------|--|----------------------------|--|----------------------|--------------------------------|-----------------|
|                            |                 |                         |                             |                                 |  |                            |  | Pre-selected<br>Menu | Student<br>Terminals<br>Filter |                 |
| <b>High 500-699</b>        |                 |                         |                             |                                 |  |                            |  |                      |                                |                 |
| GLENWOOD SPRINGS HIGH SCH  | 662             | F                       | T                           | T                               | 9  | T                          | Proven abusers of internet or c<br>Bess/Proxie Server/Filter | F                    | All                            | District        |
| JEFFERSON HIGH SCHOOL      | 647             | T                       | T                           | F                               |  | T                          |  | T                    | All                            | District        |
| DELTA HIGH SCHOOL          | 624             | F                       | T                           | F                               |  | F                          |  | F                    | None                           |                 |
| BATTLE MOUNTAIN HIGH SCH   | 593             | F                       | T                           | F                               |  | T                          | District filter  | F                    | All                            | District        |
| WEST INTERGENERATIONAL CTR | 569             | F                       | T                           | F                               |  | F                          |  | F                    | All                            | District        |
| LAMAR HIGH SCHOOL          | 522             | F                       | T                           | F                               |  | F                          |  | F                    | None                           | District        |
| FALCON HIGH SCHOOL         | 512             | F                       | T                           | F                               |  | F                          |  | T                    | None                           |                 |
| LA JUNTA HIGH SCHOOL       | 509             | F                       | T                           | F                               |  | F                          |  | F                    | None                           | Building        |
| FLORENCE HIGH SCHOOL       | 506             | F                       | T                           | F                               |  | F                          |  | F                    | None                           | District        |
| <b>Average</b>             | <b>572</b>      |                         |                             |                                 |  |                            |  |                      | All                            |                 |



**Statistics and Input-Output Measures for  
School Library Media Centers in Colorado 2000**

Library Media Collection

| SCHOOL IDENTIFICATION      | Nonfiction |               | Ref. Titles |                      | Avg. Date   | Avg. Date | Periodical Subscriptions | Audio Materials |           | Video Materials |           | Computer Software | Online CD Services |
|----------------------------|------------|---------------|-------------|----------------------|-------------|-----------|--------------------------|-----------------|-----------|-----------------|-----------|-------------------|--------------------|
|                            | Enrollment | Print volumes | Avg. Date   | on CD-ROM/laser disk |             |           |                          | Materials       | Materials | Materials       | Materials |                   |                    |
| <b>High 500-699</b>        |            |               |             |                      |             |           |                          |                 |           |                 |           |                   |                    |
| GLENWOOD SPRINGS HIGH SCH  | 662        | 11039         | 1986        | 42                   | 1998        | 20        | 199                      | 673             | 12        | T               |           |                   |                    |
| JEFFERSON HIGH SCHOOL      | 647        | 9875          | 1978        | 982                  | 1984        | 30        | 0                        | 262             | 10        | T               |           |                   |                    |
| DELTA HIGH SCHOOL          | 624        |               | 1980        | 0                    |             | 20        | 10                       | 0               | 0         | F               |           |                   |                    |
| BATTLE MOUNTAIN HIGH SCH   | 593        | 8500          |             | 0                    |             | 50        | 107                      | 250             | 0         | T               |           |                   |                    |
| WEST INTERGENERATIONAL CTR | 569        | 6800          | 1980        | 261                  | 1991        | 16        | 14                       | 190             | 0         | T               |           |                   |                    |
| LAMAR HIGH SCHOOL          | 522        | 17577         | 1982        | 20                   | 1999        | 40        | 0                        | 527             | 10        | T               |           |                   |                    |
| FALCON HIGH SCHOOL         | 512        | 6600          | 1979        | 20                   | 1996        | 45        | 0                        | 500             | 180       | T               |           |                   |                    |
| LA JUNTA HIGH SCHOOL       | 509        | 5000          | 1980        | 15                   | 1999        | 65        | 20                       | 250             | 0         | T               |           |                   |                    |
| FLORENCE HIGH SCHOOL       | 506        | 7500          | 1985        | 2                    | 1999        | 26        | 50                       | 225             | 10        | T               |           |                   |                    |
| <b>Average</b>             | <b>572</b> | <b>9111</b>   | <b>1981</b> | <b>149</b>           | <b>1995</b> | <b>35</b> | <b>44</b>                | <b>320</b>      | <b>25</b> |                 |           |                   |                    |

## Statistics and Input-Output Measures for School Library Media Centers in Colorado 2000

| <u>Library Media Usage Per Typical Week</u> |                 |              |                        |                            |                               |                       |          |                         |          |
|---|-----------------|--------------|------------------------|----------------------------|-------------------------------|-----------------------|----------|-------------------------|----------|
| SCHOOL IDENTIFICATION                       | Enroll-<br>ment | Total Visits |                        | Info Skills Instruction    |                               | Circulation           |          | ILL & Document Delivery |          |
|   |                 | Individuals  | Classes &/or<br>Groups | Contacts w/<br>Individuals | Contacts w/<br>Classes/Groups | Materials<br>Per Week | Lending  | Borrowing               |          |
| School Name                                 |                 |              |                        |                            |                               |                       |          |                         |          |
| <b>High 500-699</b>                         |                 |              |                        |                            |                               |                       |          |                         |          |
| GLENWOOD SPRINGS HIGH SCH                   | 662             | 150          | 12                     | 50                         | 4                             | 150                   | 4        | 4                       | 4        |
| JEFFERSON HIGH SCHOOL                       | 647             | 500          | 20                     | 100                        | 15                            | 50                    | 2        | 2                       | 2        |
| DELTA HIGH SCHOOL                           | 624             | 100          | 15                     | 70                         | 0                             |                       | 0        | 0                       | 0        |
| BATTLE MOUNTAIN HIGH SCH                    | 593             | 650          | 6                      | 3100                       | 15                            | 100                   | 2        | 2                       | 1        |
| WEST INTERGENERATIONAL CTR                  | 569             | 950          | 23                     | 120                        | 8                             | 272                   | 0        | 0                       | 0        |
| LAMAR HIGH SCHOOL                           | 522             | 210          | 24                     | 20                         | 3                             | 450                   | 2        | 2                       | 5        |
| FALCON HIGH SCHOOL                          | 512             | 425          | 10                     | 200                        | 4                             |                       | 1        | 1                       | 1        |
| LA JUNTA HIGH SCHOOL                        | 509             | 150          | 5                      | 50                         | 5                             | 200                   | 4        | 4                       | 10       |
| FLORENCE HIGH SCHOOL                        | 506             | 1000         | 30                     | 20                         | 5                             | 220                   | 1        | 1                       | 5        |
| <b>Average</b>                              | <b>572</b>      | <b>459</b>   | <b>16</b>              | <b>414</b>                 | <b>7</b>                      | <b>206</b>            | <b>2</b> | <b>2</b>                | <b>3</b> |

**Statistics and Input-Output Measures for  
School Library Media Centers in Colorado 2000**

| SCHOOL IDENTIFICATION      |            | Annual Operating Expenditures |                            |              |                               |                              |                |                 | Total Operating expenditures |
|----------------------------|------------|-------------------------------|----------------------------|--------------|-------------------------------|------------------------------|----------------|-----------------|------------------------------|
|                            |            | Materials in Dollars:         |                            |              |                               |                              |                |                 |                              |
| School Name                | Enrollment | Print                         | Electronic Formats (local) | Non-Print    | Electronic Access (non-local) | Other Operating Expenditures |                |                 |                              |
| <b>High 500-699</b>        |            |                               |                            |              |                               |                              |                |                 |                              |
| GLENWOOD SPRINGS HIGH SCH  | 662        | \$5,000                       | \$3,300                    | \$2,000      | \$2,000                       | \$2,000                      | \$2,000        | \$14,300        |                              |
| JEFFERSON HIGH SCHOOL      | 647        | \$5,000                       | \$250                      | \$250        | \$3,500                       | \$1,000                      | \$1,000        | \$10,000        |                              |
| DELTA HIGH SCHOOL          | 624        | \$500                         | \$0                        | \$0          | \$0                           | \$0                          | \$0            | \$500           |                              |
| BATTLE MOUNTAIN HIGH SCH   | 593        | \$15,000                      | \$2,000                    | \$600        | \$1,500                       | \$0                          | \$0            | \$19,100        |                              |
| WEST INTERGENERATIONAL CTR | 569        | \$7,300                       | \$0                        | \$0          | \$0                           | \$1,400                      | \$8,700        | \$8,700         |                              |
| LAMAR HIGH SCHOOL          | 522        | \$6,000                       | \$200                      | \$1,200      | \$1,100                       | \$500                        | \$500          | \$9,000         |                              |
| FALCON HIGH SCHOOL         | 512        | \$2,015                       | \$1,000                    | \$1,840      | \$1,000                       | \$4,550                      | \$10,405       | \$10,405        |                              |
| LA JUNTA HIGH SCHOOL       | 509        | \$6,000                       | \$500                      | \$500        | \$6,000                       | \$1,225                      | \$1,225        | \$14,225        |                              |
| FLORENCE HIGH SCHOOL       | 506        | \$3,400                       | \$500                      | \$1,000      | \$1,700                       | \$0                          | \$0            | \$6,600         |                              |
| <b>Average</b>             | <b>572</b> | <b>\$5,579</b>                | <b>\$861</b>               | <b>\$821</b> | <b>\$1,867</b>                | <b>\$1,186</b>               | <b>\$1,186</b> | <b>\$10,314</b> |                              |

**Statistics and Input-Output Measures for  
School Library Media Centers in Colorado 2000**

**SCHOOL IDENTIFICATION**

| School Name                | Enroll- District<br>ment Name | Address                        | City           | County     | Zip<br>Code |
|----------------------------|-------------------------------|--------------------------------|----------------|------------|-------------|
| <b>High 300-499</b>        |                               |                                |                |            |             |
| EAGLE VALLEY HIGH SCHOOL   | 483 Eagle County RE 50        | PO Box 188, 641 Valley Rd      | Gypsum         | Eagle      | 81637       |
| BRUSH HIGH SCHOOL          | 448 Brush RE-2(J)             | P.O. Box 585                   | Brush Colorado | Morgan     | 80723       |
| TRINIDAD HIGH SCHOOL       | 439 Trinidad 1                | 816 West                       | Trinidad       | Las Animas | 81082       |
| ESTES PARK HIGH SCHOOL     | 430 Park R-3                  | 1600 Manford Ave., PO Box 1140 | Estes Park     | Larimer    | 80547       |
| MIDDLE PARK HIGH SCHOOL    | 429 East Grand 2              | 795 N 2nd, PO Box 130          | Granby         | Grand      | 80446       |
| ROOSEVELT HIGH SCHOOL      | 418 Johnstown-Milliken RE-5J  | 616 N 2nd Avenue               | Johnstown      | Weld       | 80534       |
| MONTE VISTA SR HIGH SCHOOL | 416 Monte Vista C-8           | 349 E. Prospect Avenue         | Monte Vista    | Rio Grande | 81144       |
| SALIDA HIGH SCHOOL         | 405 Salida R-32               | PO Box 70                      | Salida         | Chaffee    | 81201       |
| ASPEN HIGH SCHOOL          | 399 Aspen 1                   | 235 High School Road           | Aspen          | Pitkin     | 81611       |
| GUNNISON HIGH SCHOOL       | 369 Gunnison Watershed RE1J   | 800 W Ohio                     | Gunnison       | Gunnison   | 81230       |
| CENTAURI HIGH SCHOOL       | 356 North Conejos RE-1J       | 17889 State Hwy 285            | La Jara        | Conejos    | 81140       |
| BAYFIELD HIGH SCHOOL       | 354 Bayfield 10 Jt-R          | PO Box 258, 800 CR 501         | Bayfield       | La Plata   | 81122       |
| LIMON JR-SR HIGH SCHOOL    | 344 Limon RE-4J               | PO Box 249                     | Limon          | Lincoln    | 80828       |
| IGNACIO HIGH SCHOOL        | 320 Ignacio 11 JT             | Box 460                        | Ignacio        | La Plata   | 81137       |
| <b>Average</b>             | <b>401</b>                    |                                |                |            |             |

## Statistics and Input-Output Measures for School Library Media Centers in Colorado 2000

### Respondent Identification

#### SCHOOL IDENTIFICATION

| School Name                | Enrollment | Name of Respondent | Title                      | Phone        | Fax          | E-mail                              |
|----------------------------|------------|--------------------|----------------------------|--------------|--------------|-------------------------------------|
| High 300-499               |            |                    |                            |              |              |                                     |
| EAGLE VALLEY HIGH SCHOOL   | 483        | Amy Niswanger      | Librarian                  | 970-524-7511 | 970-524-5607 | aniswanger@ecsd.k12.co.us           |
| BRUSH HIGH SCHOOL          | 448        | Sandi Jordet       | District Media Coordinator | 970-842-2804 | 970-842-2804 | sjordet@uswestmail.net              |
| TRINIDAD HIGH SCHOOL       | 439        | Wendy Watson       | Teacher                    | 719-846-9401 | 719-846-7488 | wendy.watson@trinidad.k12.co.us     |
| ESTES PARK HIGH SCHOOL     | 430        | Teresa Huck        | Library Media Specialist   | 970-586-5321 | 970-586-1102 | thuck15067@aol.com                  |
| MIDDLE PARK HIGH SCHOOL    | 429        | Kathy Ziegler      | District Media Coordinator | 970-887-2104 |              | kathy-ziegler@cubs.egsd.k12.co.us   |
| ROOSEVELT HIGH SCHOOL      | 418        | Kelly Losey        | Librarian                  | 970-587-6020 |              | klosey60@hotmail.com                |
| MONTE VISTA SR HIGH SCHOOL | 416        | Priscilla Carinci  | Library Media Specialist   | 719-852-3586 | 719-852-6187 | pcarinci@monte.k12.co.us            |
| SALIDA HIGH SCHOOL         | 405        | Theresa Gorman     | Media Specialist           | 719-530-5414 | 719-539-2407 | tgorman@salida.k12.co.us            |
| ASPEN HIGH SCHOOL          | 399        | Patricia Hodgson   | District Librarian         | 970-925-3760 | 970-925-1205 | phodgson@skiers.ahs.aspen.k12.co.us |
| GUNNISON HIGH SCHOOL       | 369        | L M Hardy          | Librarian                  | 970-641-7700 | 970-641-7709 | lhardy@colosys.net                  |
| CENTAURI HIGH SCHOOL       | 356        | Diana Lara         | Ed Media Specialist        | 719-274-4088 | 719-274-5637 | dianelara@hotmail.com               |
| BAYFIELD HIGH SCHOOL       | 354        | Betty L Magill     | Library Media Technician   | 970-884-9521 | 970-884-4226 | brmagill@bayfield.k12.co.us         |
| LIMON JR-SR HIGH SCHOOL    | 344        | Jan Hiltner        | Media Coordinator          | 719-775-2350 | 719-775-9052 | jhiltner@hotmail.com                |
| IGNACIO HIGH SCHOOL        | 320        |                    |                            | 970-563-0529 | 970-563-4369 |                                     |
| <b>Average</b>             | <b>401</b> |                    |                            |              |              |                                     |

## Statistics and Input-Output Measures for School Library Media Centers in Colorado 2000

| SCHOOL IDENTIFICATION      | Service Hours Per Typical Week |                     |                       |                     |
|----------------------------|--------------------------------|---------------------|-----------------------|---------------------|
|                            | Enrollment                     | Open - School Hours | Closed - School Hours | Hours After 4:00 PM |
| High 300-499               |                                |                     |                       |                     |
| EAGLE VALLEY HIGH SCHOOL   | 483                            | 40                  | 0                     | 0                   |
| BRUSH HIGH SCHOOL          | 448                            | 45                  | 5                     | 0                   |
| TRINIDAD HIGH SCHOOL       | 439                            | 45                  | 0                     | 5                   |
| ESTES PARK HIGH SCHOOL     | 430                            | 33                  | 3                     | 0                   |
| MIDDLE PARK HIGH SCHOOL    | 429                            | 30                  | 2                     | 4                   |
| ROOSEVELT HIGH SCHOOL      | 418                            | 40                  | 0                     | 0                   |
| MONTE VISTA SR HIGH SCHOOL | 416                            | 40                  | 0                     | 0                   |
| SALIDA HIGH SCHOOL         | 405                            | 45                  | 0                     | 0                   |
| ASPEN HIGH SCHOOL          | 399                            | 40                  | 0                     | 3                   |
| GUNNISON HIGH SCHOOL       | 369                            | 40                  | 0                     | 0                   |
| CENTAURI HIGH SCHOOL       | 356                            | 40                  | 0                     | 4                   |
| BAYFIELD HIGH SCHOOL       | 354                            | 40                  | 0                     | 0                   |
| LIMON JR-SR HIGH SCHOOL    | 344                            | 40                  | 0                     | 0                   |
| IGNACIO HIGH SCHOOL        | 320                            | 40                  | 0                     | 0                   |
| Average                    | 401                            | 40                  | 1                     | 1                   |

| SCHOOL IDENTIFICATION      | Library Media Staffing Per Typical Week |                 |                       |                         |                        |
|----------------------------|---|-----------------|-----------------------|-------------------------|------------------------|
|                            | Number of LMS                           | Total Hours LMS | Number of other staff | Total hours other staff | Number of entire staff |
| EAGLE VALLEY HIGH SCHOOL   | 1                                       | 40              | 0                     | 0                       | 1                      |
| BRUSH HIGH SCHOOL          | 1                                       | 40              | 1                     | 40                      | 2                      |
| TRINIDAD HIGH SCHOOL       | 1                                       | 40              | 1                     | 40                      | 1                      |
| ESTES PARK HIGH SCHOOL     | 1                                       | 40              | 2                     | 45                      | 1                      |
| MIDDLE PARK HIGH SCHOOL    | 0                                       | 0               | 1                     | 40                      | 2                      |
| ROOSEVELT HIGH SCHOOL      | 1                                       | 40              | 0                     | 0                       | 1                      |
| MONTE VISTA SR HIGH SCHOOL | 1                                       | 40              | 1                     | 40                      | 2                      |
| SALIDA HIGH SCHOOL         | 1                                       | 40              | 1                     | 20                      | 2                      |
| ASPEN HIGH SCHOOL          | 1                                       | 20              | 1                     | 20                      | 2                      |
| GUNNISON HIGH SCHOOL       | 1                                       | 40              | 1                     | 33                      | 2                      |
| CENTAURI HIGH SCHOOL       | 1                                       | 40              | 1                     | 10                      | 2                      |
| BAYFIELD HIGH SCHOOL       | 0                                       | 0               | 2                     | 40                      | 2                      |
| LIMON JR-SR HIGH SCHOOL    | 0                                       | 0               | 2                     | 60                      | 2                      |
| IGNACIO HIGH SCHOOL        | 1                                       | 40              | 0                     | 0                       | 1                      |
| Average                    | 1                                       | 29              | 1                     | 27                      | 2                      |

## Statistics and Input-Output Measures for School Library Media Centers in Colorado 2000

### Activities of Paid Staff Per Typical Week

#### Collaboration

| SCHOOL IDENTIFICATION      | Enrollment | Plan with Teachers |              | Co-op Teaching |              | Providing Inservice |              | Read/Incentive Activities |              | Read/Incentive Activities |              | Collection Development |              |
|----------------------------|------------|--------------------|--------------|----------------|--------------|---------------------|--------------|---------------------------|--------------|---------------------------|--------------|------------------------|--------------|
|                            |            | Contract           | Non-Contract | Contract       | Non-Contract | Contract            | Non-Contract | Contract                  | Non-Contract | Contract                  | Non-Contract | Contract               | Non-Contract |
| <b>High 300-499</b>        |            |                    |              |                |              |                     |              |                           |              |                           |              |                        |              |
| EAGLE VALLEY HIGH SCHOOL   | 483        | 5                  | 1            | 15             | 1            | 1                   | 0            | 5                         | 1            | 4                         | 0            | 15                     | 0            |
| BRUSH HIGH SCHOOL          | 448        | 2                  | 0            | 35             | 1            | 1                   | 0            | 4                         | 0            | 2                         | 3            | 3                      | 3            |
| TRINIDAD HIGH SCHOOL       | 439        | 1                  | 10           | 3              | 1            | 2                   | 1            | 3                         | 1            | 6                         | 6            | 5                      | 6            |
| ESTES PARK HIGH SCHOOL     | 430        | 5                  |              | 5              | 2            | 1                   |              | 0                         |              | 0                         |              | 5                      | 5            |
| MIDDLE PARK HIGH SCHOOL    | 429        | 2                  |              | 8              | 1            | 2                   |              | 1                         |              | 1                         |              | 3                      | 3            |
| ROOSEVELT HIGH SCHOOL      | 418        | 2                  |              | 10             | 2            | 1                   |              | 2                         |              | 2                         |              | 2                      | 2            |
| MONTE VISTA SR HIGH SCHOOL | 416        | 5                  |              | 12             | 1            | 1                   |              | 1                         |              | 1                         |              | 5                      | 5            |
| SALIDA HIGH SCHOOL         | 405        | 5                  | -1           | 5              | 1            | 1                   | -1           | 1                         | -1           | 2                         | 2            | 2                      | -1           |
| ASPEN HIGH SCHOOL          | 399        | 5                  | 2            | 11             | 1            | 1                   | 1            | 2                         | 2            | 10                        | 1            | 10                     | 2            |
| GUNNISON HIGH SCHOOL       | 369        | 3                  |              | 10             | 5            | 1                   | 0            | 3                         | 4            | 0                         | 0            | 2                      | 2            |
| CENTAURI HIGH SCHOOL       | 356        | 3                  | 2            | 5              | 1            | 0                   |              | 0                         |              | 8                         | 4            | 4                      | 4            |
| BAYFIELD HIGH SCHOOL       | 354        | 3                  |              | 2              | 0            | 1                   |              | 0                         |              | 0                         |              | 3                      | 3            |
| LIMON JR-SR HIGH SCHOOL    | 344        | 3                  | 1            | 1              | 1            | 0                   |              | 0                         |              | 0                         |              | 0                      | 0            |
| IGNACIO HIGH SCHOOL        | 320        | 5                  |              | 3              | 0            | 1                   |              | 3                         | 1            | 0                         |              | 3                      | 0            |
| <b>Average</b>             | <b>401</b> | <b>4</b>           | <b>2</b>     | <b>9</b>       | <b>1</b>     | <b>1</b>            | <b>0</b>     | <b>3</b>                  | <b>1</b>     | <b>3</b>                  | <b>1</b>     | <b>5</b>               | <b>1</b>     |

## Statistics and Input-Output Measures for School Library Media Centers in Colorado 2000

Activities of Paid Staff Per Typical Week (Continued)  
Leadership

| SCHOOL IDENTIFICATION      | Enroll-<br>ment | Meeting w/<br>Library Staff |              | Meeting w/<br>Administrators |              | Meeting w/<br>Administrators |              | Faculty &/or<br>Staff Meetings |              | Faculty &/or<br>Staff Meetings |              | Curriculum &/or<br>Standards |              | Curriculum &/or<br>Standards |              |
|----------------------------|-----------------|-----------------------------|--------------|------------------------------|--------------|------------------------------|--------------|--------------------------------|--------------|--------------------------------|--------------|------------------------------|--------------|------------------------------|--------------|
|                            |                 | Contract                    | Non-Contract | Contract                     | Non-Contract | Contract                     | Non-Contract | Contract                       | Non-Contract | Contract                       | Non-Contract | Contract                     | Non-Contract | Contract                     | Non-Contract |
| <b>High 300-499</b>        |                 |                             |              |                              |              |                              |              |                                |              |                                |              |                              |              |                              |              |
| EAGLE VALLEY HIGH SCHOOL   | 483             | 1                           | 1            | 1                            | 1            | 1                            | 1            | 1                              | 1            | 1                              | 1            | 5                            | 5            | 0                            | 0            |
| BRUSH HIGH SCHOOL          | 448             | 2                           | 0            | 2                            | 2            | 0                            | 0            | 1                              | 1            | 0                              | 2            | 2                            | 2            | 1                            | 1            |
| TRINIDAD HIGH SCHOOL       | 439             | 1                           | 1            | 1                            | 1            | 1                            | 1            | 2                              | 2            | 1                              | 1            | 1                            | 1            | 1                            | 1            |
| ESTES PARK HIGH SCHOOL     | 430             | 1                           | 1            | 1                            | 1            | 1                            | 1            | 2                              | 2            | 1                              | 1            | 1                            | 1            | 1                            | 1            |
| MIDDLE PARK HIGH SCHOOL    | 429             | 3                           | 1            | 1                            | 1            | 1                            | 1            | 1                              | 1            | 1                              | 1            | 1                            | 1            | 1                            | 1            |
| ROOSEVELT HIGH SCHOOL      | 418             | 1                           | 1            | 2                            | 2            | 1                            | 1            | 1                              | 1            | 1                              | 1            | 1                            | 1            | 1                            | 1            |
| MONTE VISTA SR HIGH SCHOOL | 416             | 1                           | 1            | 1                            | 1            | 1                            | 1            | 1                              | 1            | 1                              | 1            | 1                            | 1            | 1                            | 1            |
| SALIDA HIGH SCHOOL         | 405             | 2                           | -1           | 1                            | 1            | -1                           | -1           | 1                              | 1            | -1                             | 1            | 1                            | 1            | -1                           | -1           |
| ASPEN HIGH SCHOOL          | 399             | 2                           | 0            | 1                            | 1            | 0                            | 0            | 1                              | 1            | 0                              | 0            | 0                            | 0            | 0                            | 0            |
| GUNNISON HIGH SCHOOL       | 369             | 2                           | 1            | 1                            | 1            | 1                            | 1            | 1                              | 1            | 1                              | 1            | 1                            | 1            | 1                            | 1            |
| CENTAURI HIGH SCHOOL       | 356             | 1                           | 0            | 1                            | 1            | 0                            | 0            | 1                              | 1            | 0                              | 1            | 4                            | 4            | 5                            | 5            |
| BAYFIELD HIGH SCHOOL       | 354             | 0                           | 0            | 0                            | 0            | 0                            | 0            | 1                              | 1            | 0                              | 0            | 0                            | 0            | 0                            | 0            |
| LIMON JR-SR HIGH SCHOOL    | 344             | 5                           | 3            | 2                            | 2            | 2                            | 2            | 1                              | 1            | 1                              | 1            | 1                            | 1            | 1                            | 1            |
| IGNACIO HIGH SCHOOL        | 320             | 0                           | 0            | 2                            | 2            | 2                            | 2            | 2                              | 2            | 2                              | 2            | 2                            | 2            | 2                            | 2            |
| <b>Average</b>             | <b>401</b>      | <b>2</b>                    | <b>1</b>     | <b>1</b>                     | <b>1</b>     | <b>0</b>                     | <b>0</b>     | <b>1</b>                       | <b>1</b>     | <b>0</b>                       | <b>1</b>     | <b>2</b>                     | <b>2</b>     | <b>1</b>                     | <b>1</b>     |



**Statistics and Input-Output Measures for  
School Library Media Centers in Colorado 2000**

**Activities of Paid Staff Per Typical Week (Continued)**

| SCHOOL IDENTIFICATION      | Activities of Paid Staff Per Typical Week (Continued) |                                    |  |                                    |   |                                     |  |                                    |   |                                     |                                      |  |
|----------------------------|---|------------------------------------|--|------------------------------------|---|-------------------------------------|--|------------------------------------|---|-------------------------------------|--------------------------------------|--|
|                            | Technology  |                                    |  |                                    |   | Other                               |  |                                    |   |                                     | Totals                               |  |
|                            | Enroll-<br>ment                                       | Managing<br>Technology<br>Contract | Managing<br>Technology<br>Non-Contract | Managing<br>Technology<br>Contract | All Other<br>Activities<br>Non-Contract | All Other<br>Activities<br>Contract | Managing<br>Technology<br>Non-Contract | Managing<br>Technology<br>Contract | All Other<br>Activities<br>Non-Contract | All Other<br>Activities<br>Contract | Paid Staff<br>Weekly/Hrs<br>Contract | Paid Staff<br>Weekly/Hrs<br>Non-Contract |
| <b>High 300-499</b>        |   |                                    |  |                                    |   |                                     |  |                                    |   |                                     |                                      |  |
| EAGLE VALLEY HIGH SCHOOL   | 483   | 5                                  |  |                                    | 5                                       |                                     |  |                                    | 1                                       |                                     | 45                                   | 2  |
| BRUSH HIGH SCHOOL          | 448   | 5                                  |  | 0                                  | 11                                      |                                     |  |                                    | 0                                       |                                     | 80                                   | 0  |
| TRINIDAD HIGH SCHOOL       | 439   | 6                                  |  |                                    | 22                                      |                                     |  |                                    |   |                                     | 40                                   | 10                                       |
| ESTES PARK HIGH SCHOOL     | 430   | 5                                  |  | 1                                  | 10                                      |                                     |  |                                    | 1                                       |                                     | 40                                   | 5  |
| MIDDLE PARK HIGH SCHOOL    | 429   | 6                                  |  |                                    | 9                                       |                                     |  |                                    |   |                                     | 45                                   | 0  |
| ROOSEVELT HIGH SCHOOL      | 418   | 5                                  |  |                                    | 51                                      |                                     |  |                                    |   |                                     | 80                                   | 0  |
| MONTE VISTA SR HIGH SCHOOL | 416   | 8                                  |  |                                    | 6                                       |                                     |  |                                    | 4                                       |                                     | 40                                   | 4  |
| SALIDA HIGH SCHOOL         | 405   | 20                                 |  | 5                                  | 20                                      |                                     |  |                                    | 5                                       |                                     | 60                                   | 10                                       |
| ASPEN HIGH SCHOOL          | 399   | 4                                  |  | 2                                  | 12                                      |                                     |  |                                    | 0                                       |                                     | 40                                   | 11                                       |
| GUNNISON HIGH SCHOOL       | 369   | 10                                 |  |                                    | 20                                      |                                     |  |                                    | 1                                       |                                     | 73                                   | 6  |
| CENTAURI HIGH SCHOOL       | 356   | 10                                 |  | 5                                  | 0                                       |                                     |  |                                    | 0                                       |                                     | 30                                   | 20                                       |
| BAYFIELD HIGH SCHOOL       | 354   | 15                                 |  |                                    | 18                                      |                                     |  |                                    |   |                                     | 41                                   | 0  |
| LIMON JR-SR HIGH SCHOOL    | 344   | 13                                 |  |                                    | 22                                      |                                     |  |                                    |   |                                     | 60                                   | 5  |
| IGNACIO HIGH SCHOOL        | 320   | 15                                 |  |                                    | 10                                      |                                     |  |                                    | 0                                       |                                     | 42                                   | 0  |
| <b>Average</b>             | <b>401</b>  | <b>9</b>                           |  | <b>3</b>                           | <b>15</b>                               |                                     |  |                                    | <b>2</b>                                |                                     | <b>51</b>                            | <b>5</b>                                 |

## Statistics and Input-Output Measures for School Library Media Centers in Colorado 2000

### Computers with Access to School Library Resources

| SCHOOL IDENTIFICATION      | Enroll-<br>ment | Total Computers       |                        | Computers With Access to... |                        |                         |                        | Catalogue  |                        | Databases  |                        |
|----------------------------|-----------------|-----------------------|------------------------|-----------------------------|------------------------|-------------------------|------------------------|------------|------------------------|------------|------------------------|
|                            |                 | Located In<br>Library | Elsewhere<br>In School | Internet<br>in Library      | elsewhere<br>in School | Catalogue<br>in Library | elsewhere<br>in School | in Library | elsewhere<br>in School | in Library | elsewhere<br>in School |
| <b>High 300-499</b>        |                 |                       |                        |                             |                        |                         |                        |            |                        |            |                        |
| EAGLE VALLEY HIGH SCHOOL   | 483             | 16                    | 280                    | 16                          | 280                    | 16                      | 16                     | 16         | 16                     | 16         | 16                     |
| BRUSH HIGH SCHOOL          | 448             | 9                     | 88                     | 9                           | 88                     | 9                       | 9                      | 0          | 0                      | 9          | 88                     |
| TRINIDAD HIGH SCHOOL       | 439             | 13                    | 0                      | 9                           | 0                      | 4                       | 4                      | 0          | 0                      | 9          | 0                      |
| ESTES PARK HIGH SCHOOL     | 430             | 15                    | 100                    | 14                          | 100                    | 4                       | 4                      | 10         | 10                     | 14         | 10                     |
| MIDDLE PARK HIGH SCHOOL    | 429             | 20                    | 235                    | 16                          | 200                    | 16                      | 16                     | 200        | 16                     | 16         | 200                    |
| ROOSEVELT HIGH SCHOOL      | 418             | 6                     | 1                      | 6                           | 1                      | 1                       | 1                      | 1          | 1                      | 2          | 0                      |
| MONTE VISTA SR HIGH SCHOOL | 416             | 5                     | 0                      | 7                           | 0                      | 5                       | 5                      | 0          | 0                      | 5          | 0                      |
| SALIDA HIGH SCHOOL         | 405             | 25                    | 132                    | 25                          | 132                    | 25                      | 25                     | 132        | 132                    | 25         | 132                    |
| ASPEN HIGH SCHOOL          | 399             | 12                    | 100                    | 12                          | 100                    | 12                      | 12                     | 100        | 100                    | 12         | 100                    |
| GUNNISON HIGH SCHOOL       | 369             | 11                    | 140                    | 9                           | 140                    | 9                       | 9                      | 140        | 140                    | 2          | 0                      |
| CENTAURI HIGH SCHOOL       | 356             | 14                    | 65                     | 14                          | 65                     | 14                      | 14                     | 65         | 65                     | 14         | 65                     |
| BAYFIELD HIGH SCHOOL       | 354             | 3                     | 98                     | 3                           | 98                     | 3                       | 0                      | 0          | 0                      | 3          | 0                      |
| LIMON JR-SR HIGH SCHOOL    | 344             | 5                     | 0                      | 5                           | 0                      | 5                       | 0                      | 0          | 0                      | 0          | 0                      |
| IGNACIO HIGH SCHOOL        | 320             | 8                     |                        | 3                           |                        | 8                       | 8                      |            |                        | 8          |                        |
| <b>Average</b>             | <b>401</b>      | <b>12</b>             | <b>95</b>              | <b>11</b>                   | <b>93</b>              | <b>9</b>                | <b>9</b>               | <b>51</b>  | <b>51</b>              | <b>10</b>  | <b>47</b>              |



## Statistics and Input-Output Measures for School Library Media Centers in Colorado 2000

### Internet Access for Students

| SCHOOL IDENTIFICATION      |            | Enroll-ment | No Restric-tions | Parental Permis-sion | Grade-level Restrictions | Unrestricted from grade "blank" up | Other Restric-tions | Other Restrictions - Specify    | Access via Pre-selected Menu | Student Terminals Filter | Filter Level |
|----------------------------|------------|-------------|------------------|----------------------|--------------------------|------------------------------------|---------------------|---------------------------------|------------------------------|--------------------------|--------------|
| <b>High 300-499</b>        |            |             |                  |                      |                          |                                    |                     |                                 |                              |                          |              |
| EAGLE VALLEY HIGH SCHOOL   | 483        | F           | T                | F                    | F                        | F                                  | F                   |                                 | F                            | All                      | District     |
| BRUSH HIGH SCHOOL          | 448        | F           | T                | F                    | F                        | T                                  | T                   | Bess Filtering                  | T                            | All                      | District     |
| TRINIDAD HIGH SCHOOL       | 439        | F           | T                | F                    | F                        | F                                  | F                   |                                 | F                            | All                      | District     |
| ESTES PARK HIGH SCHOOL     | 430        | F           | T                | F                    | F                        | F                                  | F                   |                                 | F                            | All                      | District     |
| MIDDLE PARK HIGH SCHOOL    | 429        | F           | T                | F                    | F                        | F                                  | F                   |                                 | F                            | None                     | District     |
| ROOSEVELT HIGH SCHOOL      | 418        | F           | T                | F                    | F                        | F                                  | F                   |                                 | F                            | All                      | District     |
| MONTE VISTA SR HIGH SCHOOL | 416        | F           | T                | F                    | F                        | F                                  | F                   |                                 | F                            | None                     | District     |
| SALIDA HIGH SCHOOL         | 405        | FALSE       | TRUE             |                      |                          |                                    | TRUE                | note from teacher specifying to |                              | Some                     | Building     |
| ASPEN HIGH SCHOOL          | 399        | F           | T                | F                    | F                        | T                                  | T                   | WebSense Filter                 | F                            | All                      | District     |
| GUNNISON HIGH SCHOOL       | 369        | F           | T                | F                    | F                        | F                                  | F                   |                                 | F                            | None                     | District     |
| CENTAURI HIGH SCHOOL       | 356        | F           | T                | F                    | F                        | F                                  | F                   |                                 | F                            | All                      | District     |
| BAYFIELD HIGH SCHOOL       | 354        | F           | T                | F                    | F                        | F                                  | F                   |                                 | F                            | All                      | District     |
| LIMON JR-SR HIGH SCHOOL    | 344        | F           | T                | F                    | F                        | F                                  | F                   |                                 | F                            | All                      | District     |
| IGNACIO HIGH SCHOOL        | 320        | F           | T                | F                    | F                        | T                                  | T                   | Filter on certain sites         | F                            | All                      | Building     |
| <b>Average</b>             | <b>401</b> |             |                  |                      |                          |                                    |                     |                                 |                              |                          |              |

**Statistics and Input-Output Measures for  
School Library Media Centers in Colorado 2000**

**Library Media Collection**

| <b>SCHOOL IDENTIFICATION</b> |                         | <b>Library Media Collection</b> |                                       |  |                        |                                     |                            |                            |                              |                               |  |
|------------------------------|-------------------------|---------------------------------|---------------------------------------|--|------------------------|-------------------------------------|----------------------------|----------------------------|------------------------------|-------------------------------|--|
| <b>School Name</b>           | <b>Enroll-<br/>ment</b> | <b>Print<br/>volumes</b>        | <b>Nonfiction<br/>Avg.<br/>© Date</b> | <b>Ref. Titles<br/>on CD-ROM/<br/>laser disk</b> | <b>Avg.<br/>© Date</b> | <b>Periodical<br/>Subscriptions</b> | <b>Audio<br/>Materials</b> | <b>Video<br/>Materials</b> | <b>Computer<br/>Software</b> | <b>Online CD<br/>Services</b> |  |
| <b>High 300-499</b>          |                         |                                 |                                       |  |                        |                                     |                            |                            |                              |                               |  |
| EAGLE VALLEY HIGH SCHOOL     | 483                     | 9300                            | 1980                                  | 0  | 0                      | 76                                  | 74                         | 709                        | 0                            | T                             |  |
| BRUSH HIGH SCHOOL            | 448                     | 5639                            | 1985                                  | 6  | 1997                   | 27                                  | 35                         | 250                        | 2                            | T                             |  |
| TRINIDAD HIGH SCHOOL         | 439                     | 11                              | 1975                                  | 3  | 1997                   | 60                                  | 0                          | 0                          | 20                           | F                             |  |
| ESTES PARK HIGH SCHOOL       | 430                     | 8589                            | 1991                                  | 10   |                        | 48                                  | 84                         | 661                        | 10                           | T                             |  |
| MIDDLE PARK HIGH SCHOOL      | 429                     | 8619                            | 1980                                  | 35   |                        | 45                                  | 0                          | 797                        | 11                           | T                             |  |
| ROOSEVELT HIGH SCHOOL        | 418                     | 5500                            | 1985                                  | 5  | 1998                   | 30                                  | 25                         | 200                        | 2                            | T                             |  |
| MONTE VISTA SR HIGH SCHOOL   | 416                     | 4187                            |                                       | 28   | 1997                   | 28                                  | 63                         | 499                        | 12                           | T                             |  |
| SALIDA HIGH SCHOOL           | 405                     | 7486                            | 1984                                  | 5  | 2000                   | 50                                  | 0                          | 124                        | 12                           | T                             |  |
| ASPEN HIGH SCHOOL            | 399                     | 12400                           | 1990                                  | 75   | 1995                   | 75                                  | 275                        | 600                        | 20                           | T                             |  |
| GUNNISON HIGH SCHOOL         | 369                     | 9270                            | 1977                                  | 46   | 1992                   | 70                                  | 423                        | 652                        | 15                           | T                             |  |
| CENTAURI HIGH SCHOOL         | 356                     | 6110                            | 1992                                  | 3  | 1995                   | 6                                   | 20                         | 52                         | 3                            | F                             |  |
| BAYFIELD HIGH SCHOOL         | 354                     | 8300                            | 1970                                  | 20   | 1997                   | 37                                  | 0                          | 80                         | 10                           | T                             |  |
| LIMON JR-SR HIGH SCHOOL      | 344                     | 10000                           | 1990                                  | 40   | 1996                   | 24                                  | 9                          | 200                        | 0                            | F                             |  |
| IGNACIO HIGH SCHOOL          | 320                     | 7000                            |                                       | 1  | 1998                   | 25                                  |                            |                            |                              | F                             |  |
| <b>Average</b>               | <b>401</b>              | <b>7315</b>                     | <b>1983</b>                           | <b>20</b>  | <b>1997</b>            | <b>43</b>                           | <b>78</b>                  | <b>371</b>                 | <b>9</b>                     |                               |  |

## Statistics and Input-Output Measures for School Library Media Centers in Colorado 2000

| <u>Library Media Usage Per Typical Week</u> |                         |                    |                                    |                                    |                                       |                               |                |                                    |            |                          |  |
|---|-------------------------|--------------------|------------------------------------|------------------------------------|---------------------------------------|-------------------------------|----------------|------------------------------------|------------|--------------------------|--|
| <u>SCHOOL IDENTIFICATION</u>                | <u>Total Visits</u>     |                    |                                    | <u>Info Skills Instruction</u>     |                                       | <u>Circulation</u>            |                | <u>ILL &amp; Document Delivery</u> |            |                          |  |
|   | <u>Enroll-<br/>ment</u> | <u>Individuals</u> | <u>Classes &amp;/or<br/>Groups</u> | <u>Contacts w/<br/>Individuals</u> | <u>Contacts w/<br/>Classes/Groups</u> | <u>Materials<br/>Per Week</u> | <u>Lending</u> | <u>Borrowing</u>                   | <u>ILL</u> | <u>Document Delivery</u> |  |
| <b>High 300-499</b>                         |                         |                    |                                    |                                    |                                       |                               |                |                                    |            |                          |  |
| EAGLE VALLEY HIGH SCHOOL                    | 483                     | 2195               | 12                                 | 1800                               | 12                                    | 200                           | 10             | 5                                  |            |                          |  |
| BRUSH HIGH SCHOOL                           | 448                     | 125                | 8                                  | 100                                | 40                                    | 50                            | 0              | 25                                 |            |                          |  |
| TRINIDAD HIGH SCHOOL                        | 439                     | 375                | 10                                 | 40                                 | 7                                     | 150                           | 0              | 2                                  |            |                          |  |
| ESTES PARK HIGH SCHOOL                      | 430                     | 245                | 23                                 | 300                                | 10                                    | 445                           | 10             | 10                                 |            |                          |  |
| MIDDLE PARK HIGH SCHOOL                     | 429                     | 400                | 8                                  | 100                                | 8                                     | 35                            | 5              | 5                                  |            |                          |  |
| ROOSEVELT HIGH SCHOOL                       | 418                     | 100                | 6                                  | 25                                 | 5                                     | 75                            | 0              | 3                                  |            |                          |  |
| MONTE VISTA SR HIGH SCHOOL                  | 416                     | 500                | 10                                 | 400                                | 10                                    | 225                           | 5              | 5                                  |            |                          |  |
| SALIDA HIGH SCHOOL                          | 405                     | 350                | 25                                 | 200                                | 25                                    | 1000                          | 0              | 0                                  |            |                          |  |
| ASPEN HIGH SCHOOL                           | 399                     | 700                | 4                                  | 600                                | 5                                     | 250                           | 2              | 1                                  |            |                          |  |
| GUNNISON HIGH SCHOOL                        | 369                     | 356                | 19                                 | 94                                 | 8                                     | 167                           | 1              | 9                                  |            |                          |  |
| CENTAURI HIGH SCHOOL                        | 356                     | 630                | 125                                | 22                                 | 6                                     | 27                            | 1              | 1                                  |            |                          |  |
| BAYFIELD HIGH SCHOOL                        | 354                     | 600                | 15                                 | 300                                | 15                                    | 500                           | 5              | 5                                  |            |                          |  |
| LIMON JR-SR HIGH SCHOOL                     | 344                     | 423                | 4                                  | 312                                | 2                                     | 560                           | 1              | 3                                  |            |                          |  |
| IGNACIO HIGH SCHOOL                         | 320                     | 400                | 0                                  | 17                                 | 0                                     | 150                           | 1              | 1                                  |            |                          |  |
| <b>Average</b>                              | <b>401</b>              | <b>529</b>         | <b>19</b>                          | <b>308</b>                         | <b>11</b>                             | <b>274</b>                    | <b>3</b>       | <b>5</b>                           |            |                          |  |

## Statistics and Input-Output Measures for School Library Media Centers in Colorado 2000

| <u>SCHOOL IDENTIFICATION</u> |                         | <u>Annual Operating Expenditures</u> |   |                       |  |   |                                   |                                   | <u>Total</u> |
|------------------------------|-------------------------|--------------------------------------|---|-----------------------|--|---|-----------------------------------|-----------------------------------|--------------|
|                              |                         | <u>Materials in Dollars:</u>         |   |                       |  |   |                                   |                                   |              |
| <u>School Name</u>           | <u>Enroll-<br/>ment</u> | <u>Print</u>                         | <u>Electronic<br/>Formats<br/>(local)</u> | <u>Non-<br/>Print</u> | <u>Electronic<br/>Access<br/>(non-focal)</u> | <u>Other<br/>Operating<br/>Expenditures</u> | <u>Operating<br/>Expenditures</u> | <u>Operating<br/>expenditures</u> |              |
| <b>High 300-499</b>          |                         |                                      |   |                       |  |   |                                   |                                   |              |
| EAGLE VALLEY HIGH SCHOOL     | 483                     | \$8,000                              | \$0                                       | \$6,500               | \$2,500                                      | \$7,000                                     | \$24,000                          | \$24,000                          |              |
| BRUSH HIGH SCHOOL            | 448                     | \$8,598                              | \$0                                       | \$400                 | \$5,600                                      | \$1,000                                     | \$15,598                          | \$15,598                          |              |
| TRINIDAD HIGH SCHOOL         | 439                     | \$4,500                              | \$300                                     | \$0                   | \$800  | \$2,500                                     | \$8,100                           | \$8,100                           |              |
| ESTES PARK HIGH SCHOOL       | 430                     | \$9,000                              | \$2,200                                   | \$900                 | \$800  | \$900                                       | \$12,900                          | \$12,900                          |              |
| MIDDLE PARK HIGH SCHOOL      | 429                     | \$3,100                              | \$2,850                                   | \$1,000               | \$2,850                                      | \$45,020                                    | \$54,820                          | \$54,820                          |              |
| ROOSEVELT HIGH SCHOOL        | 418                     | \$7,500                              | \$2,000                                   | \$2,000               | \$1,700                                      | \$1,000                                     | \$14,200                          | \$14,200                          |              |
| MONTE VISTA SR HIGH SCHOOL   | 416                     | \$6,750                              | \$0                                       | \$0                   | \$0  | \$10,827                                    | \$17,577                          | \$17,577                          |              |
| SALIDA HIGH SCHOOL           | 405                     | \$5,800                              | \$3,100                                   | \$400                 | \$3,500                                      | \$1,000                                     | \$13,800                          | \$13,800                          |              |
| ASPEN HIGH SCHOOL            | 399                     | \$9,200                              | \$4,350                                   | \$2,000               | \$8,300                                      | \$500                                       | \$24,350                          | \$24,350                          |              |
| GUNNISON HIGH SCHOOL         | 369                     | \$8,000                              | \$2,000                                   | \$2,000               | \$500  | \$2,400                                     | \$12,900                          | \$12,900                          |              |
| CENTAURI HIGH SCHOOL         | 356                     | \$4,000                              | \$1,000                                   | \$500                 | \$1,100                                      | \$7,800                                     | \$14,400                          | \$14,400                          |              |
| BAYFIELD HIGH SCHOOL         | 354                     | \$5,500                              | \$0                                       | \$0                   | \$0  | \$200                                       | \$5,700                           | \$5,700                           |              |
| LIMON JR-SR HIGH SCHOOL      | 344                     | \$5,300                              | \$3,000                                   | \$0                   | \$600  | \$4,800                                     | \$13,700                          | \$13,700                          |              |
| IGNACIO HIGH SCHOOL          | 320                     | \$4,500                              | \$1,800                                   | \$1,800               | \$800  | \$800                                       | \$7,100                           | \$7,100                           |              |
| <b>Average</b>               | <b>401</b>              | <b>\$6,411</b>                       | <b>\$1,567</b>                            | <b>\$1,277</b>        | <b>\$2,173</b>                               | <b>\$6,125</b>                              | <b>\$17,082</b>                   | <b>\$17,082</b>                   |              |

**Statistics and Input-Output Measures for  
School Library Media Centers in Colorado 2000**

| <b>SCHOOL IDENTIFICATION</b> |                               |                        |            |            |             |
|------------------------------|-------------------------------|------------------------|------------|------------|-------------|
| School Name                  | Enroll- District<br>ment Name | Address                | City       | County     | Zip<br>Code |
| <b>High Under 300</b>        |                               |                        |            |            |             |
| ROCKY FORD HIGH SCHOOL       | 295 Rocky Ford R-2            | 100 W. Washington Ave. | Rocky Ford | Otero      | 81067       |
| BURLINGTON HIGH SCHOOL       | 277 Burlington RE-6J          | 380 Mike Lounge Dr     | Burlington | Kit Carson | 80807       |
| YUMA HIGH SCHOOL             | 269 West Yuma RJ-1            | 1000 S. Albany         | Yuma       | Yuma       | 80759       |
| RANGELY HIGH SCHOOL          | 245 Rangely RE-4              | 234 Jones Ave.         | Rangely    | Rio Blanco | 81648       |
| LAS ANIMAS HIGH SCHOOL       | 228 Las Animas RE-1           | 300 Grove Avenue       | Las Animas | Las Animas | 81054       |
| GRAND VALLEY HIGH SCHOOL     | 189 Garfield 16               | PO Box 68              | Parachute  | Garfield   | 81635       |
| HOLLY JR-SR HIGH SCHOOL      | 160 Holly RE-3                | PO Box 608, 206 N 3rd  | Holly      | Prowers    | 81047       |
| HAXTUN HIGH SCHOOL           | 104 Haxtun RE-2J              | 201 W Powell Street    | Haxtun     | Phillips   | 80731       |
| DOLORS COUNTY HIGH SCHOOL    | 98 Dolores County RE No. 2    | PO Box 459             | Dove Creek | Dolores    | 81324       |
| <b>Average</b>               | <b>207</b>                    |                        |            |            |             |

## Statistics and Input-Output Measures for School Library Media Centers in Colorado 2000

### Respondent Identification

#### SCHOOL IDENTIFICATION

| School Name                | Enrollment | Name of Respondent | Title                     | Phone        | Fax          | E-mail                                 |
|----------------------------|------------|--------------------|---------------------------|--------------|--------------|--|
| <b>High Under 300</b>      |            |                    |                           |              |              |  |
| ROCKY FORD HIGH SCHOOL     | 295        | Nancy Runco        | Media Specialist          | 719-254-7431 | 719-254-7436 | ndrunco@hotmail.com                    |
| BURLINGTON HIGH SCHOOL     | 277        | Eileen Jones       | District Media Specialist | 719-346-8455 | 719-346-5599 | BHSLIB@hotmail.com                     |
| YUMA HIGH SCHOOL           | 269        | Wendy Lee          | Librarian                 | 970-848-5488 | 970-848-0314 | leew.staff.yhs.yzd@yuma.wyuma.k12.co.u |
| RANGELY HIGH SCHOOL        | 245        | Lisa Clark         | Library Paraprofessional  | 970-675-2256 | 970-675-5403 | lclark@rangely.k12.co.us               |
| LAS ANIMAS HIGH SCHOOL     | 228        | Nancy Tanner       | District Media Specialist | 719-456-0211 | 719-456-0932 | nancy.tanner@lasanimas.k12.co.us       |
| GRAND VALLEY HIGH SCHOOL   | 189        | Harriet Koster     | Librarian                 | 970-285-7561 | 970-285-7692 | harrietk@arhs.garcoschools.org         |
| HOLLY JR-SR HIGH SCHOOL    | 160        | Rose Marie Jones   | Librarian                 | 719-537-6512 | 719-537-6519 |  |
| HAXTUN HIGH SCHOOL         | 104        | Cindy Sharpe-Knaus | Media Specialist          | 970-774-6111 | 970-774-7568 | csharpe@ria.net                        |
| DOLORES COUNTY HIGH SCHOOL | 98         | Laurence Lloyd     | Library/Media Specialist  | 970-677-2389 | 970-677-2712 | laurence2@hubwest.com                  |
| <b>Average</b>             | <b>207</b> |                    |                           |              |              |  |



## Statistics and Input-Output Measures for School Library Media Centers in Colorado 2000

| SCHOOL IDENTIFICATION      | Service Hours Per Typical Week |                 |                 |                 | Library Media Staffing Per Typical Week |                           |              |                                     |                              |                              |                   |           |
|----------------------------|--------------------------------|-----------------|-----------------|-----------------|---|---------------------------|--------------|-------------------------------------|------------------------------|------------------------------|-------------------|-----------|
|                            | Enroll-<br>ment                | Open - Closed - |                 | Summer<br>Hours | Number<br>of LMS                        | Total Number              |              | Total<br>hours<br>of other<br>staff | Number<br>of entire<br>staff | Hours<br>for entire<br>staff |                   |           |
|                            |                                | School<br>Hours | School<br>Hours |                 |   | Hours<br>After<br>4:00 PM | Hours<br>LMS |                                     |                              |                              | of other<br>staff |           |
| <b>High Under 300</b>      |                                |                 |                 |                 |   |                           |              |                                     |                              |                              |                   |           |
| ROCKY FORD HIGH SCHOOL     | 295                            | 44              | 1               | 0               | 0                                       | 43                        | 0            | 0                                   | 1                            | 43                           | 1                 | 43        |
| BURLINGTON HIGH SCHOOL     | 277                            | 40              | 0               | 4               | 0                                       | 40                        | 0            | 0                                   | 1                            | 40                           | 1                 | 40        |
| YUMA HIGH SCHOOL           | 269                            | 44              | 0               | 0               | 0                                       | 40                        | 1            | 4                                   | 2                            | 44                           | 2                 | 44        |
| RANGELY HIGH SCHOOL        | 245                            | 38              | 4               | 0               | 0                                       | 40                        | 1            | 40                                  | 2                            | 80                           | 2                 | 80        |
| LAS ANIMAS HIGH SCHOOL     | 228                            | 58              | 0               | 4               | 0                                       | 15                        | 1            | 40                                  | 2                            | 55                           | 2                 | 55        |
| GRAND VALLEY HIGH SCHOOL   | 189                            | 40              | 0               | 0               | 0                                       | 40                        | 2            | 15                                  | 3                            | 55                           | 3                 | 55        |
| HOLLY JR-SR HIGH SCHOOL    | 160                            | 40              | 0               | 0               | 0                                       | 1                         | 1            | 40                                  | 2                            | 41                           | 2                 | 41        |
| HAXTUN HIGH SCHOOL         | 104                            | 38              | 2               | 0               | 0                                       | 20                        | 1            | 20                                  | 2                            | 40                           | 2                 | 40        |
| DOLORES COUNTY HIGH SCHOOL | 98                             | 32              | 0               | 4               | 8                                       | 19                        | 1            | 15                                  | 2                            | 34                           | 2                 | 34        |
| <b>Average</b>             | <b>207</b>                     | <b>41</b>       | <b>1</b>        | <b>1</b>        | <b>1</b>                                | <b>30</b>                 | <b>1</b>     | <b>18</b>                           | <b>2</b>                     | <b>48</b>                    | <b>2</b>          | <b>48</b> |

## Statistics and Input-Output Measures for School Library Media Centers in Colorado 2000

### Activities of Paid Staff Per Typical Week Collaboration

| SCHOOL IDENTIFICATION<br>School Name | Enroll-<br>ment | Plan with<br>Teachers |              | Co-op<br>Teaching |              | Providing<br>Inservice |              | Read/<br>Incentive<br>Activities |              | Read/<br>Incentive<br>Activities |              | Collection<br>Development |              | Collection<br>Development |              |
|--------------------------------------|-----------------|-----------------------|--------------|-------------------|--------------|------------------------|--------------|----------------------------------|--------------|----------------------------------|--------------|---------------------------|--------------|---------------------------|--------------|
|                                      |                 | Contract              | Non-Contract | Contract          | Non-Contract | Contract               | Non-Contract | Contract                         | Non-Contract | Contract                         | Non-Contract | Contract                  | Non-Contract | Contract                  | Non-Contract |
| <b>High Under 300</b>                |                 |                       |              |                   |              |                        |              |                                  |              |                                  |              |                           |              |                           |              |
| ROCKY FORD HIGH SCHOOL               | 295             | 5                     | 0            | 5                 | 0            | 1                      | 0            | 0                                | 0            | 0                                | 0            | 15                        | 5            |                           |              |
| BURLINGTON HIGH SCHOOL               | 277             | 2                     |              | 2                 |              |                        |              | 0                                | 0            | 0                                | 0            | 2                         | 2            |                           |              |
| YUMA HIGH SCHOOL                     | 269             | 1                     |              | 10                |              | 1                      | 2            | 0                                | 0            | 0                                | 0            | 2                         | 1            |                           |              |
| RANGELY HIGH SCHOOL                  | 245             | 0                     | 0            | 5                 | 0            | 2                      | 0            | 2                                | 2            | 0                                | 0            | 10                        | 0            |                           |              |
| LAS ANIMAS HIGH SCHOOL               | 228             | 4                     | 4            | 12                |              | 3                      |              | 1                                | 1            |                                  |              | 2                         | 2            |                           |              |
| GRAND VALLEY HIGH SCHOOL             | 189             | 2                     |              | 6                 |              | 0                      |              | 3                                | 3            |                                  |              | 5                         | 3            |                           |              |
| HOLLY JR-SR HIGH SCHOOL              | 160             | 8                     | 0            | 8                 | 0            | 0                      | 0            | 5                                | 0            | 0                                | 0            | 4                         | 0            |                           |              |
| HAXTUN HIGH SCHOOL                   | 104             | 2                     |              | 2                 |              | 1                      |              | 1                                | 1            |                                  |              | 6                         | 2            |                           |              |
| DOLORES COUNTY HIGH SCHOOL           | 98              | 1                     |              | 4                 |              | 0                      |              | 0                                | 0            |                                  |              | 6                         | 0            |                           |              |
| <b>Average</b>                       | <b>207</b>      | <b>3</b>              | <b>1</b>     | <b>6</b>          | <b>0</b>     | <b>1</b>               | <b>1</b>     | <b>1</b>                         | <b>1</b>     | <b>1</b>                         | <b>0</b>     | <b>6</b>                  | <b>6</b>     |                           |              |

**Statistics and Input-Output Measures for  
School Library Media Centers in Colorado 2000**

**Activities of Paid Staff Per Typical Week (Continued)**

| SCHOOL IDENTIFICATION      | Meeting w/ Leadership |                  | Meeting w/ Administrators |          | Meeting w/ Faculty &/or Staff Meetings |          | Meeting w/ Faculty &/or Staff Meetings |          | Curriculum &/or Standards |          |              |
|----------------------------|-----------------------|------------------|---------------------------|----------|--|----------|--|----------|---------------------------|----------|--------------|
|                            | Enroll-ment           | Library Contract | Library Non-Contract      | Contract | Non-Contract                           | Contract | Non-Contract                           | Contract | Non-Contract              | Contract | Non-Contract |
| <b>High Under 300</b>      |                       |                  |                           |          |  |          |  |          |                           |          |              |
| ROCKY FORD HIGH SCHOOL     | 295                   | 1                | 1                         | 1        | 0                                      | 1        | 1                                      | 0        | 1                         | 1        | 1            |
| BURLINGTON HIGH SCHOOL     | 277                   | 4                | 1                         | 1        | 1                                      | 1        | 1                                      | 0        | 1                         | 1        | 0            |
| YUMA HIGH SCHOOL           | 269                   | 1                | 1                         | 1        | 0                                      | 1        | 1                                      | 0        | 1                         | 1        | 0            |
| RANGELY HIGH SCHOOL        | 245                   | 8                | 0                         | 2        | 1                                      | 1        | 1                                      | 0        | 1                         | 1        | 0            |
| LAS ANIMAS HIGH SCHOOL     | 228                   | 2                | 1                         | 1        | 3                                      | 3        | 1                                      | 2        | 2                         | 10       | 3            |
| GRAND VALLEY HIGH SCHOOL   | 189                   | 1                | 1                         | 1        | 0                                      | 1        | 1                                      | 0        | 0                         | 0        | 0            |
| HOLLY JR-SR HIGH SCHOOL    | 160                   | 0                | 0                         | 1        | 1                                      | 1        | 1                                      | 1        | 1                         | 1        | 1            |
| HAXTUN HIGH SCHOOL         | 104                   | 1                | 1                         | 1        | 0                                      | 0        | 0                                      | 0        | 0                         | 0        | 0            |
| DOLORES COUNTY HIGH SCHOOL | 98                    | 0                | 1                         | 1        | 0                                      | 1        | 1                                      | 0        | 0                         | 0        | 0            |
| <b>Average</b>             | <b>207</b>            | <b>2</b>         | <b>1</b>                  | <b>1</b> | <b>0</b>                               | <b>1</b> | <b>1</b>                               | <b>0</b> | <b>2</b>                  | <b>2</b> | <b>1</b>     |

**Statistics and Input-Output Measures for  
School Library Media Centers in Colorado 2000**

**Activities of Paid Staff Per Typical Week (Continued)**

| SCHOOL IDENTIFICATION      | Activities of Paid Staff Per Typical Week (Continued) |                                    |  |                                     |   |                                    |  |                                     |   |                                      |  |  |
|----------------------------|---|------------------------------------|--|-------------------------------------|---|------------------------------------|--|-------------------------------------|---|--------------------------------------|--|--|
|                            | Technology  |                                    |  |                                     |   | Other                              |  |                                     |   |                                      | Totals                                   |  |
|                            | Enroll-<br>ment                                       | Managing<br>Technology<br>Contract | Managing<br>Technology<br>Non-Contract | All Other<br>Activities<br>Contract | All Other<br>Activities<br>Non-Contract | Managing<br>Technology<br>Contract | Managing<br>Technology<br>Non-Contract | All Other<br>Activities<br>Contract | All Other<br>Activities<br>Non-Contract | Paid Staff<br>Weekly/Hrs<br>Contract | Paid Staff<br>Weekly/Hrs<br>Non-Contract |  |
| <b>High Under 300</b>      |   |                                    |  |                                     |   |                                    |  |                                     |   |                                      |  |  |
| ROCKY FORD HIGH SCHOOL     | 295   | 4                                  | 1                                      | 21                                  | 4                                       |                                    |  |                                     |   | 55                                   | 12                                       |  |
| BURLINGTON HIGH SCHOOL     | 277   | 15                                 |  | 14                                  |   |                                    |  |                                     |   | 40                                   | 0  |  |
| YUMA HIGH SCHOOL           | 269   | 15                                 | 2                                      | 13                                  | 2                                       |                                    |  |                                     |   | 44                                   | 8  |  |
| RANGELY HIGH SCHOOL        | 245   | 9                                  | 0                                      | 40                                  | 0                                       |                                    |  |                                     |   | 80                                   | 0  |  |
| LAS ANIMAS HIGH SCHOOL     | 228   | 15                                 |  | 10                                  |   |                                    |  |                                     |   | 55                                   | 6  |  |
| GRAND VALLEY HIGH SCHOOL   | 189   | 10                                 |  | 21                                  |   |                                    |  |                                     |   | 55                                   | 6  |  |
| HOLLY JR-SR HIGH SCHOOL    | 160   | 8                                  | 0                                      | 5                                   | 0                                       |                                    |  |                                     |   | 41                                   | 0  |  |
| HAXTUN HIGH SCHOOL         | 104   | 8                                  |  | 18                                  |   |                                    |  |                                     |   | 40                                   | 0  |  |
| DOLORES COUNTY HIGH SCHOOL | 98  | 12                                 |  | 10                                  |   |                                    |  |                                     |   | 34                                   |  |  |
| <b>Average</b>             | <b>207</b>  | <b>11</b>                          | <b>1</b>                               | <b>17</b>                           | <b>2</b>                                |                                    |  |                                     |   | <b>49</b>                            | <b>4</b>                                 |  |

**Statistics and Input-Output Measures for  
School Library Media Centers in Colorado 2000**

**Computers with Access to School Library Resources**

| SCHOOL IDENTIFICATION      | Enroll-<br>ment | Total Computers    |                        | Computers With Access to... |                        |                         |                        | Catalogue               |                        | Databases |  |
|----------------------------|-----------------|--------------------|------------------------|-----------------------------|------------------------|-------------------------|------------------------|-------------------------|------------------------|-----------|--|
|                            |                 | Located<br>Library | Elsewhere<br>in School | Internet<br>in Library      | elsewhere<br>in School | Catalogue<br>in Library | elsewhere<br>in School | Databases<br>in Library | elsewhere<br>in School |           |  |
| <b>High Under 300</b>      |                 |                    |                        |                             |                        |                         |                        |                         |                        |           |  |
| ROCKY FORD HIGH SCHOOL     | 295             | 6                  | 75                     | 6                           | 75                     | 2                       | 0                      | 0                       | 6                      | 75        |  |
| BURLINGTON HIGH SCHOOL     | 277             | 13                 | 49                     | 13                          | 49                     | 13                      | 49                     | 13                      | 13                     | 49        |  |
| YUMA HIGH SCHOOL           | 269             | 9                  | 62                     | 7                           | 62                     | 9                       | 0                      | 0                       | 7                      | 62        |  |
| RANGELY HIGH SCHOOL        | 245             | 14                 | 74                     | 12                          | 74                     | 3                       | 0                      | 0                       | 12                     | 74        |  |
| LAS ANIMAS HIGH SCHOOL     | 228             | 12                 | 30                     | 12                          | 30                     | 2                       | 0                      | 0                       | 12                     | 30        |  |
| GRAND VALLEY HIGH SCHOOL   | 189             | 5                  |                        | 4                           |                        | 1                       |                        |                         | 1                      |           |  |
| HOLLY JR-SR HIGH SCHOOL    | 160             | 1                  | 0                      | 4                           | 0                      | 1                       | 0                      | 0                       | 1                      | 0         |  |
| HAXTUN HIGH SCHOOL         | 104             | 10                 | 45                     | 6                           | 42                     | 2                       | 0                      | 0                       | 0                      | 0         |  |
| DOLORIS COUNTY HIGH SCHOOL | 98              | 5                  | 4                      | 5                           | 4                      | 5                       | 4                      | 4                       | 5                      | 0         |  |
| <b>Average</b>             | <b>207</b>      | <b>8</b>           | <b>42</b>              | <b>8</b>                    | <b>42</b>              | <b>4</b>                | <b>4</b>               | <b>7</b>                | <b>6</b>               | <b>36</b> |  |

**Statistics and Input-Output Measures for  
School Library Media Centers in Colorado 2000**

**Internet Access for Students**

| SCHOOL IDENTIFICATION      | Enroll-<br>ment | No<br>Restrictions | Parental<br>Permis-<br>sion | Grade-<br>level<br>Restrictions | Unrestricted<br>from grade<br>"blank" up | Other<br>Restric-<br>tions | Other<br>Restrictions -<br>Specify | Access via           |                      | Filter<br>Level |
|----------------------------|-----------------|--------------------|-----------------------------|---------------------------------|--|----------------------------|------------------------------------|----------------------|----------------------|-----------------|
|                            |                 |                    |                             |                                 |  |                            |                                    | Student<br>Terminals | Pre-selected<br>Menu |                 |
| <b>High Under 300</b>      |                 |                    |                             |                                 |  |                            |                                    |                      |                      |                 |
| ROCKY FORD HIGH SCHOOL     | 295             | F                  | T                           | F                               | F  | F                          |                                    | F                    | None                 | District        |
| BURLINGTON HIGH SCHOOL     | 277             | F                  | T                           | F                               | F  | F                          |                                    | T                    | All                  | District        |
| YUMA HIGH SCHOOL           | 269             | T                  | T                           | F                               | F  | F                          |                                    | F                    | None                 | District        |
| RANGELY HIGH SCHOOL        | 245             | F                  | T                           | F                               | F  | F                          |                                    | F                    | All                  | District        |
| LAS ANIMAS HIGH SCHOOL     | 228             | F                  | T                           | F                               | F  | F                          |                                    | F                    | None                 | District        |
| GRAND VALLEY HIGH SCHOOL   | 189             | F                  | T                           | F                               | F  | F                          |                                    | F                    | All                  | District        |
| HOLLY JR-SR HIGH SCHOOL    | 160             | F                  | T                           | F                               | F  | T                          | E-mail, chat rooms                 | F                    | None                 | District        |
| HAXTUN HIGH SCHOOL         | 104             | F                  | T                           | F                               | F  | F                          |                                    | F                    | None                 | District        |
| DOLORES COUNTY HIGH SCHOOL | 98              | F                  | T                           | F                               | F  | F                          |                                    | F                    | None                 | District        |
| <b>Average</b>             | <b>207</b>      |                    |                             |                                 |  |                            |                                    | <b>F</b>             |                      |                 |

## Statistics and Input-Output Measures for School Library Media Centers in Colorado 2000

### Library Media Collection

| SCHOOL IDENTIFICATION      | Nonfiction |               | Ref. Titles |                      | Avg. Date   | Avg. Date | Periodical Subscriptions | Audio Materials |           | Video Materials |          | Computer Software |  | Online CD Services |
|----------------------------|------------|---------------|-------------|----------------------|-------------|-----------|--------------------------|-----------------|-----------|-----------------|----------|-------------------|--|--------------------|
|                            | Enrollment | Print volumes | Avg. Date   | on CD-ROM/laser disk |             |           |                          | Materials       | Materials | Materials       | Software |                   |  |                    |
| <b>High Under 300</b>      |            |               |             |                      |             |           |                          |                 |           |                 |          |                   |  |                    |
| ROCKY FORD HIGH SCHOOL     | 295        | 13000         | 1988        | 2                    | 1999        | 6         | 28                       | 200             | 0         |                 |          |                   |  | T                  |
| BURLINGTON HIGH SCHOOL     | 277        | 7653          | 1972        | 45                   | 1995        | 45        | 0                        | 290             | 1         |                 |          |                   |  | T                  |
| YUMA HIGH SCHOOL           | 269        | 5338          | 1981        | 1                    | 1996        | 28        | 0                        | 255             | 7         |                 |          |                   |  | T                  |
| RANGELY HIGH SCHOOL        | 245        | 7301          | 1976        | 16                   | 1997        | 31        | 0                        | 2379            | 7         |                 |          |                   |  | T                  |
| LAS ANIMAS HIGH SCHOOL     | 228        |               |             |                      |             | 12        |                          |                 |           |                 |          |                   |  | T                  |
| GRAND VALLEY HIGH SCHOOL   | 189        | 4339          | 1970        | 30                   |             | 29        |                          | 117             | 5         |                 |          |                   |  | T                  |
| HOLLY JR-SR HIGH SCHOOL    | 160        |               | 1990        |                      |             | 20        | 7                        | 24              | 4         |                 |          |                   |  | T                  |
| HAXTUN HIGH SCHOOL         | 104        | 4500          | 1988        | 5                    | 1998        | 15        | 5                        | 10              | 8         |                 |          |                   |  | F                  |
| DOLORES COUNTY HIGH SCHOOL | 98         | 6693          | 1980        | 6                    | 1999        | 6         | 61                       | 56              | 15        |                 |          |                   |  | F                  |
| <b>Average</b>             | <b>207</b> | <b>6975</b>   | <b>1981</b> | <b>15</b>            | <b>1997</b> | <b>21</b> | <b>14</b>                | <b>416</b>      | <b>6</b>  |                 |          |                   |  |                    |

**Statistics and Input-Output Measures for  
School Library Media Centers in Colorado 2000**

| <u>SCHOOL IDENTIFICATION</u> |                         | <u>Library Media Usage Per Typical Week</u> |               |                                    |                                       |                                |                |                    |  |                                    |  |
|------------------------------|-------------------------|---|---------------|------------------------------------|---------------------------------------|--------------------------------|----------------|--------------------|--|------------------------------------|--|
| <u>School Name</u>           | <u>Enroll-<br/>ment</u> | <u>Total Visits</u>                         |               | <u>Classes &amp;/or<br/>Groups</u> |                                       | <u>Info Skills Instruction</u> |                | <u>Circulation</u> |  | <u>ILL &amp; Document Delivery</u> |  |
|                              |                         | <u>Individuals</u>                          | <u>Groups</u> | <u>Contacts w/<br/>Individuals</u> | <u>Contacts w/<br/>Classes/Groups</u> | <u>Materials<br/>Per Week</u>  | <u>Lending</u> | <u>Borrowing</u>   |  |                                    |  |
| <b>High Under 300</b>        |                         |   |               |                                    |                                       |                                |                |                    |  |                                    |  |
| ROCKY FORD HIGH SCHOOL       | 295                     | 100   | 6             | 75                                 | 6                                     | 110                            | 10             | 0                  |  |                                    |  |
| BURLINGTON HIGH SCHOOL       | 277                     | 865   | 45            | 300                                | 12                                    | 100                            | 2              | 5                  |  |                                    |  |
| YUMA HIGH SCHOOL             | 269                     | 225   | 16            | 100                                | 2                                     | 80                             | 1              | 8                  |  |                                    |  |
| RANGELY HIGH SCHOOL          | 245                     | 247   | 3             | 25                                 | 2                                     | 76                             | 23             | 0                  |  |                                    |  |
| LAS ANIMAS HIGH SCHOOL       | 228                     | 300   | 10            | 100                                | 10                                    | 91                             | 6              | 12                 |  |                                    |  |
| GRAND VALLEY HIGH SCHOOL     | 189                     | 179   | 7             | 0                                  | 0                                     | 186                            | 0              | 0                  |  |                                    |  |
| HOLLY JR-SR HIGH SCHOOL      | 160                     | 60  | 3             | 40                                 | 5                                     | 50                             | 0              | 1                  |  |                                    |  |
| HAXTUN HIGH SCHOOL           | 104                     | 75  | 5             | 20                                 | 5                                     | 35                             | 0              | 5                  |  |                                    |  |
| DOLORES COUNTY HIGH SCHOOL   | 98                      | 165   | 8             | 25                                 | 1                                     | 91                             | 2              | 1                  |  |                                    |  |
| <b>Average</b>               | <b>207</b>              | <b>246</b>                                  | <b>11</b>     | <b>76</b>                          | <b>5</b>                              | <b>91</b>                      | <b>5</b>       | <b>4</b>           |  |                                    |  |



**Statistics and Input-Output Measures for  
School Library Media Centers in Colorado 2000**

| SCHOOL IDENTIFICATION      | Annual Operating Expenditures |                |                            |              |                               |                              |                | Total Operating expenditures |
|----------------------------|-------------------------------|----------------|----------------------------|--------------|-------------------------------|------------------------------|----------------|------------------------------|
|                            | Enroll-ment                   | Print          | Electronic Formats (local) | Non-Print    | Electronic Access (non-local) | Other Operating Expenditures |                |                              |
| School Name                |                               |                |                            |              |                               |                              |                |                              |
| <b>High Under 300</b>      |                               |                |                            |              |                               |                              |                |                              |
| ROCKY FORD HIGH SCHOOL     | 295                           | \$6,000        | \$1,000                    | \$1,500      | \$800                         | \$5,000                      | \$14,300       |                              |
| BURLINGTON HIGH SCHOOL     | 277                           | \$3,000        | \$600                      | \$500        | \$3,500                       | \$4,000                      | \$11,600       |                              |
| YUMA HIGH SCHOOL           | 269                           | \$6,500        | \$0                        | \$0          | \$0                           | \$3,285                      | \$9,785        |                              |
| RANGELY HIGH SCHOOL        | 245                           | \$4,000        | \$100                      | \$0          | \$0                           | \$2,000                      | \$6,100        |                              |
| LAS ANIMAS HIGH SCHOOL     | 228                           | \$6,200        | \$2,000                    | \$500        | \$600                         | \$1,100                      | \$10,400       |                              |
| GRAND VALLEY HIGH SCHOOL   | 189                           | \$3,480        | \$2,700                    | \$1,680      | \$0                           | \$2,500                      | \$10,360       |                              |
| HOLLY JR-SR HIGH SCHOOL    | 160                           | \$1,000        | \$600                      | \$0          | \$0                           | \$200                        | \$1,800        |                              |
| HAXTUN HIGH SCHOOL         | 104                           | \$1,700        | \$500                      | \$0          | \$0                           | \$500                        | \$2,700        |                              |
| DOLORIS COUNTY HIGH SCHOOL | 98                            | \$1,360        | \$110                      | \$110        | \$370                         | \$350                        | \$2,300        |                              |
| <b>Average</b>             | <b>207</b>                    | <b>\$3,693</b> | <b>\$846</b>               | <b>\$477</b> | <b>\$586</b>                  | <b>\$2,104</b>               | <b>\$7,705</b> |                              |

**Statistics and Input-Output Measures for  
School Library Media Centers in Colorado 2000**

**SCHOOL IDENTIFICATION**

| School Name                       | Enroll- District<br>ment Name | Address              | City             | County   | Zip<br>Code |
|-----------------------------------|-------------------------------|----------------------|------------------|----------|-------------|
| <b>Jr High/Middle 1,000-1,999</b> |                               |                      |                  |          |             |
| LAREDO MIDDLE SCHOOL              | 1544 Cherry Creek 5           | 5000 S Laredo Street | Aurora           | Arapahoe | 80015       |
| MARTIN LUTHER KING MIDDLE         | 1401 Denver County 1          | 19535 E. 46th Avenue | Denver           | Denver   | 80249       |
| EAGLEVIEW MIDDLE SCHOOL           | 1045 Academy 20               | 1325 Vindicator Dr.  | Colorado Springs | El Paso  | 80919       |
| EAST MIDDLE SCHOOL                | 1037 Adams-Arapahoe 28J       | 1275 Fraser Street   | Aurora           | Arapahoe | 80011       |
| HEATH JUNIOR HIGH SCHOOL          | 1034 Greeley 6                | 2223 16th Street     | Greeley          | Weld     | 80631       |
| <b>Average</b>                    | <b>1212</b>                   |                      |                  |          |             |

**Statistics and Input-Output Measures for  
School Library Media Centers in Colorado 2000**

**Respondent Identification**

**SCHOOL IDENTIFICATION**

| School Name                       | Enrollment  | Name of Respondent | Title                    | Phone        | Fax          | E-mail                       |
|-----------------------------------|-------------|--------------------|--------------------------|--------------|--------------|------------------------------|
| <b>Jr High/Middle 1,000-1,999</b> |             |                    |                          |              |              |                              |
| LAREDO MIDDLE SCHOOL              | 1544        | Nancy Colberg      | Library Media Specialist | 720-886-5221 | 720-886-5290 | ncolberg@mail.ccsd.k12.co.us |
| MARTIN LUTHER KING MIDDLE         | 1401        | Sara Larson        | Library Media Specialist | 303-375-5982 | 303-375-5965 | sara-larson@dps.k12.org      |
| EAGLEVIEW MIDDLE SCHOOL           | 1045        | Nancy White        | Library Secretary        | 719-548-0316 | 719-598-8402 | nwhite@d20.co.edu            |
| EAST MIDDLE SCHOOL                | 1037        | Cassandra Tuominen | Media/Tech               | 303-340-0660 |              | sandyt@east.aps.k12.co.us    |
| HEATH JUNIOR HIGH SCHOOL          | 1034        | Karen Martinez     | Librarian                | 970-353-1750 | 970-353-1191 | kamartin@psd.k12.co.us       |
| <b>Average</b>                    | <b>1212</b> |                    |                          |              |              |                              |

**Statistics and Input-Output Measures for  
School Library Media Centers in Colorado 2000**

| SCHOOL IDENTIFICATION             | Service Hours Per Typical Week |                           |                             |                           | Library Media Staffing Per Typical Week |                  |                                     |                              |                              |          |           |
|-----------------------------------|--------------------------------|---------------------------|-----------------------------|---------------------------|---|------------------|-------------------------------------|------------------------------|------------------------------|----------|-----------|
|                                   | Enroll-<br>ment                | Open -<br>School<br>Hours | Closed -<br>School<br>Hours | Hours<br>After<br>4:00 PM | Summer<br>Hours                         | Number<br>of LMS | Total<br>Hours<br>of other<br>staff | Number<br>of entire<br>staff | Hours<br>for entire<br>staff |          |           |
| <b>Jr High/Middle 1,000-1,999</b> |                                |                           |                             |                           |   |                  |                                     |                              |                              |          |           |
| LAREDO MIDDLE SCHOOL              | 1544                           | 38                        | 0                           | 0                         | 0                                       | 1                | 40                                  | 2                            | 80                           | 3        | 120       |
| MARTIN LUTHER KING MIDDLE         | 1401                           | 40                        | 0                           | 0                         | 0                                       | 1                | 40                                  | 1                            | 33                           | 2        | 73        |
| EAGLEVIEW MIDDLE SCHOOL           | 1045                           | 40                        | 0                           | 0                         | 0                                       | 1                | 40                                  | 4                            | 115                          | 5        | 155       |
| EAST MIDDLE SCHOOL                | 1037                           | 30                        | 0                           | 0                         | 0                                       |                  |                                     | 2                            | 70                           | 2        | 70        |
| HEATH JUNIOR HIGH SCHOOL          | 1034                           | 35                        | 3                           | 0                         | 0                                       | 0                | 0                                   | 1                            | 40                           | 1        | 40        |
| <b>Average</b>                    | <b>1212</b>                    | <b>37</b>                 | <b>1</b>                    | <b>0</b>                  | <b>0</b>                                | <b>1</b>         | <b>30</b>                           | <b>2</b>                     | <b>68</b>                    | <b>3</b> | <b>92</b> |

**Statistics and Input-Output Measures for  
School Library Media Centers in Colorado 2000**

Activities of Paid Staff Per Typical Week  
Collaboration

| SCHOOL IDENTIFICATION             | Enroll-ment | Plan with Teachers |              | Co-op Teaching |              | Co-op Teaching |              | Providing Inservice |              | Providing Inservice |              | Read/Incentive Activities |              | Read/Incentive Activities |              | Collection Development |              | Collection Development |              |          |
|-----------------------------------|-------------|--------------------|--------------|----------------|--------------|----------------|--------------|---------------------|--------------|---------------------|--------------|---------------------------|--------------|---------------------------|--------------|------------------------|--------------|------------------------|--------------|----------|
|                                   |             | Contract           | Non-Contract | Contract       | Non-Contract | Contract       | Non-Contract | Contract            | Non-Contract | Contract            | Non-Contract | Contract                  | Non-Contract | Contract                  | Non-Contract | Contract               | Non-Contract | Contract               | Non-Contract |          |
| <b>Jr High/Middle 1,000-1,999</b> |             |                    |              |                |              |                |              |                     |              |                     |              |                           |              |                           |              |                        |              |                        |              |          |
| LAREDO MIDDLE SCHOOL              | 1544        | 15                 |              | 20             |              | 0              |              |                     |              |                     |              | 0                         |              |                           |              |                        |              | 5                      |              |          |
| MARTIN LUTHER KING MIDDLE         | 1401        | 10                 |              | 20             |              | 1              |              |                     |              |                     |              | 1                         |              |                           |              |                        |              | 8                      |              |          |
| EAGLEVIEW MIDDLE SCHOOL           | 1045        | 20                 | 8            | 40             | 1            | 2              |              |                     |              |                     |              | 8                         |              |                           |              |                        |              | 5                      |              | 2        |
| EAST MIDDLE SCHOOL                | 1037        | 15                 |              | 25             |              | 0              |              |                     | 5            |                     |              | 1                         |              |                           |              |                        |              | 1                      |              | 5        |
| HEATH JUNIOR HIGH SCHOOL          | 1034        | 1                  | 0            | 0              | 0            | 0              |              |                     | 0            |                     |              | 0                         |              |                           |              |                        |              | 1                      |              | 0        |
| <b>Average</b>                    | <b>1212</b> | <b>12</b>          | <b>4</b>     | <b>21</b>      | <b>1</b>     | <b>1</b>       | <b>1</b>     | <b>3</b>            | <b>0</b>     | <b>3</b>            | <b>2</b>     | <b>0</b>                  | <b>0</b>     | <b>0</b>                  | <b>0</b>     | <b>4</b>               | <b>2</b>     | <b>4</b>               | <b>0</b>     | <b>2</b> |

## Statistics and Input-Output Measures for School Library Media Centers in Colorado 2000

Activities of Paid Staff Per Typical Week (Continued)  
Leadership

| SCHOOL IDENTIFICATION             | Enrollment  | Meeting w/ Library Staff |              | Meeting w/ Administrators |              | Meeting w/ Administrators |              | Faculty &/or Staff Meetings |              | Faculty &/or Staff Meetings |              | Curriculum &/or Standards |              | Curriculum &/or Standards |              |
|-----------------------------------|-------------|--------------------------|--------------|---------------------------|--------------|---------------------------|--------------|-----------------------------|--------------|-----------------------------|--------------|---------------------------|--------------|---------------------------|--------------|
|                                   |             | Contract                 | Non-Contract | Contract                  | Non-Contract | Contract                  | Non-Contract | Contract                    | Non-Contract | Contract                    | Non-Contract | Contract                  | Non-Contract | Contract                  | Non-Contract |
| <b>Jr High/Middle 1,000-1,999</b> |             |                          |              |                           |              |                           |              |                             |              |                             |              |                           |              |                           |              |
| LAREDO MIDDLE SCHOOL              | 1544        | 1                        |              |                           |              | 0                         |              | 2                           |              |                             |              | 1                         |              |                           |              |
| MARTIN LUTHER KING MIDDLE         | 1401        |                          | 2            |                           |              |                           | 1            |                             | 1            |                             |              |                           | 1            |                           |              |
| EAGLEVIEW MIDDLE SCHOOL           | 1045        | 5                        |              | 1                         |              |                           |              | 1                           |              |                             |              |                           |              |                           |              |
| EAST MIDDLE SCHOOL                | 1037        | 1                        | 5            | 1                         |              |                           |              | 1                           |              |                             |              |                           | 1            |                           |              |
| HEATH JUNIOR HIGH SCHOOL          | 1034        | 0                        | 0            | 1                         |              |                           | 0            | 0                           |              |                             |              |                           | 0            |                           | 0            |
| <b>Average</b>                    | <b>1212</b> | <b>2</b>                 | <b>2</b>     | <b>1</b>                  | <b>1</b>     | <b>1</b>                  | <b>1</b>     | <b>1</b>                    | <b>1</b>     | <b>1</b>                    | <b>1</b>     | <b>1</b>                  | <b>1</b>     | <b>1</b>                  | <b>1</b>     |

**Statistics and Input-Output Measures for  
School Library Media Centers in Colorado 2000**

| SCHOOL IDENTIFICATION             | Activities of Paid Staff Per Typical Week (Continued) |                      |                            |  |                                     |   |                                     |   |                                      |  |        |  |
|-----------------------------------|---|----------------------|----------------------------|--|-------------------------------------|---|-------------------------------------|---|--------------------------------------|--|--------|--|
|                                   | Technology  |                      |                            |  |                                     | Other                                   |                                     |   |                                      |  | Totals |  |
|                                   | Enroll-<br>ment                                       | Managing<br>Contract | Technology<br>Non-Contract | Managing<br>Technology<br>Non-Contract | All Other<br>Activities<br>Contract | All Other<br>Activities<br>Non-Contract | All Other<br>Activities<br>Contract | All Other<br>Activities<br>Non-Contract | Paid Staff<br>Weekly/Hrs<br>Contract | Paid Staff<br>Weekly/Hrs<br>Non-Contract |        |  |
| <b>Jr High/Middle 1,000-1,999</b> |   |                      |                            |  |                                     |   |                                     |   |                                      |  |        |  |
| LAREDO MIDDLE SCHOOL              | 1544  | 3                    |                            |  | 73                                  |   |                                     | 120                                     | 0                                    |  |        |  |
| MARTIN LUTHER KING MIDDLE         | 1401  |                      | 1                          |  | 33                                  | 5                                       |                                     | 73                                      | 11                                   |  |        |  |
| EAGLEVIEW MIDDLE SCHOOL           | 1045  | 25                   | 10                         |  | 48                                  |   |                                     | 155                                     | 21                                   |  |        |  |
| EAST MIDDLE SCHOOL                | 1037  | 10                   | 10                         |  | 15                                  |   |                                     | 71                                      | 25                                   |  |        |  |
| HEATH JUNIOR HIGH SCHOOL          | 1034  | 0                    | 0                          |  | 37                                  | 0                                       |                                     | 40                                      | 0                                    |  |        |  |
| <b>Average</b>                    | <b>1212</b>   | <b>10</b>            | <b>5</b>                   | <b>41</b>                              | <b>3</b>                            | <b>92</b>                               | <b>11</b>                           | <b>120</b>                              | <b>0</b>                             |  |        |  |

**Statistics and Input-Output Measures for  
School Library Media Centers in Colorado 2000**

403

**Computers with Access to School Library Resources**

| SCHOOL IDENTIFICATION             | Enroll-<br>ment | Total Computers    |                                   | Computers With Access to... |                                    |                      |                                     | Catalogue            |                                     | Databases |            |
|-----------------------------------|-----------------|--------------------|-----------------------------------|-----------------------------|------------------------------------|----------------------|-------------------------------------|----------------------|-------------------------------------|-----------|------------|
|                                   |                 | Located<br>Library | Located<br>Elsewhere<br>in School | Internet<br>Library         | Internet<br>elsewhere<br>in School | Catalogue<br>Library | Catalogue<br>elsewhere<br>in School | Databases<br>Library | Databases<br>elsewhere<br>in School |           |            |
| <b>Jr High/Middle 1,000-1,999</b> |                 |                    |                                   |                             |                                    |                      |                                     |                      |                                     |           |            |
| LAREDO MIDDLE SCHOOL              | 1544            | 25                 | 350                               | 25                          | 275                                | 25                   | 275                                 | 25                   | 275                                 | 25        | 275        |
| MARTIN LUTHER KING MIDDLE         | 1401            | 11                 | 210                               | 11                          | 210                                | 11                   | 210                                 | 11                   | 210                                 | 11        | 210        |
| EAGLEVIEW MIDDLE SCHOOL           | 1045            | 12                 | 0                                 | 39                          | 93                                 | 10                   | 0                                   | 39                   | 0                                   | 39        | 93         |
| EAST MIDDLE SCHOOL                | 1037            | 20                 | 125                               | 15                          | 125                                | 10                   | 35                                  | 15                   | 15                                  | 15        | 125        |
| HEATH JUNIOR HIGH SCHOOL          | 1034            | 7                  | 0                                 | 3                           | 0                                  | 4                    | 0                                   | 3                    | 0                                   | 2         | 0          |
| <b>Average</b>                    | <b>1212</b>     | <b>15</b>          | <b>137</b>                        | <b>19</b>                   | <b>141</b>                         | <b>12</b>            | <b>104</b>                          | <b>18</b>            | <b>104</b>                          | <b>18</b> | <b>141</b> |



**Statistics and Input-Output Measures for  
School Library Media Centers in Colorado 2000**

Internet Access for Students

| SCHOOL IDENTIFICATION             | Enrollment  | No Restrictions | Parental Permission | Grade-level Restrictions | Unrestricted from grade "blank" up | Other Restrictions | Other Restrictions - Specify | Access via |              | Student Terminals | Filter Level |
|-----------------------------------|-------------|-----------------|---------------------|--------------------------|------------------------------------|--------------------|------------------------------|------------|--------------|-------------------|--------------|
|                                   |             |                 |                     |                          |                                    |                    |                              | Menu       | Pre-selected |                   |              |
| <b>Jr High/Middle 1,000-1,999</b> |             |                 |                     |                          |                                    |                    |                              |            |              |                   |              |
| LAREDO MIDDLE SCHOOL              | 1544        | F               | T                   | F                        |                                    | F                  |                              | F          |              | All               | District     |
| MARTIN LUTHER KING MIDDLE         | 1401        | F               | T                   | F                        |                                    | F                  |                              | F          |              | None              | District     |
| EAGLEVIEW MIDDLE SCHOOL           | 1045        | F               | T                   | F                        |                                    | F                  |                              | F          |              | All               | District     |
| EAST MIDDLE SCHOOL                | 1037        | F               | T                   | F                        |                                    | F                  |                              | F          |              | All               | District     |
| HEATH JUNIOR HIGH SCHOOL          | 1034        | F               | T                   | F                        |                                    | F                  |                              | T          |              | Some              | Building     |
| <b>Average</b>                    | <b>1212</b> |                 |                     |                          |                                    |                    |                              |            |              |                   |              |

**Statistics and Input-Output Measures for  
School Library Media Centers in Colorado 2000**

Library Media Collection

**SCHOOL IDENTIFICATION**

| School Name                       | Enroll-<br>ment | Print<br>volumes | Nonfiction<br>Avg.<br>Date | Ref. Titles<br>on CD-ROM/<br>laser disk | Avg.<br>Date | Periodical<br>Subscriptions | Audio<br>Materials | Video<br>Materials | Computer<br>Software | Online CD<br>Services |
|-----------------------------------|-----------------|------------------|----------------------------|---|--------------|-----------------------------|--------------------|--------------------|----------------------|-----------------------|
| <b>Jr High/Middle 1,000-1,999</b> |                 |                  |                            |   |              |                             |                    |                    |                      |                       |
| LAREDO MIDDLE SCHOOL              | 1544            | 21000            | 1985                       | 0                                       |              | 31                          | 30                 | 20                 |                      | T                     |
| MARTIN LUTHER KING MIDDLE         | 1401            | 8591             |                            |   |              | 26                          | 2                  | 740                | 0                    | F                     |
| EAGLEVIEW MIDDLE SCHOOL           | 1045            | 12085            | 1996                       | 269                                     | 1998         | 31                          | 35                 | 858                | 5                    | T                     |
| EAST MIDDLE SCHOOL                | 1037            | 12750            |                            | 315                                     |              | 300                         | 50                 | 240                | 83                   | T                     |
| HEATH JUNIOR HIGH SCHOOL          | 1034            | 7371             | 1980                       | 12                                      | 1995         | 25                          | 75                 | 150                | 15                   | N                     |
| <b>Average</b>                    | <b>1212</b>     | <b>12359</b>     | <b>1987</b>                | <b>149</b>                              | <b>1997</b>  | <b>83</b>                   | <b>38</b>          | <b>402</b>         | <b>26</b>            |                       |

**Statistics and Input-Output Measures for  
School Library Media Centers in Colorado 2000**

| <u>Library Media Usage Per Typical Week</u> |                         |                     |                                    |                                    |                                       |                               |                |                    |                 |                                    |                  |
|---|-------------------------|---------------------|------------------------------------|------------------------------------|---------------------------------------|-------------------------------|----------------|--------------------|-----------------|------------------------------------|------------------|
| <u>SCHOOL IDENTIFICATION</u>                |                         | <u>Total Visits</u> |                                    |                                    | <u>Info Skills Instruction</u>        |                               |                | <u>Circulation</u> |                 | <u>ILL &amp; Document Delivery</u> |                  |
| <u>School Name</u>                          | <u>Enroll-<br/>ment</u> | <u>Individuals</u>  | <u>Classes &amp;/or<br/>Groups</u> | <u>Contacts w/<br/>Individuals</u> | <u>Contacts w/<br/>Classes/Groups</u> | <u>Materials<br/>Per Week</u> | <u>Lending</u> | <u>Borrowing</u>   | <u>Per Week</u> | <u>Lending</u>                     | <u>Borrowing</u> |
| <b>Jr High/Middle 1,000-1,999</b>           |                         |                     |                                    |                                    |                                       |                               |                |                    |                 |                                    |                  |
| LAREDO MIDDLE SCHOOL                        | 1544                    | 1000                | 25                                 | 150                                | 0                                     | 500                           | 35             | 5                  |                 |                                    |                  |
| MARTIN LUTHER KING MIDDLE                   | 1401                    | 688                 | 21                                 | 688                                | 21                                    | 374                           | 1              | 1                  |                 |                                    |                  |
| EAGLEVIEW MIDDLE SCHOOL                     | 1045                    | 375                 | 25                                 | 300                                | 16                                    | 488                           | 5              | 2                  |                 |                                    |                  |
| EAST MIDDLE SCHOOL                          | 1037                    | 800                 | 25                                 | 150                                | 5                                     | 500                           | 0              | 0                  |                 |                                    |                  |
| HEATH JUNIOR HIGH SCHOOL                    | 1034                    | 120                 | 0                                  | 50                                 | 0                                     | 150                           | 3              | 0                  |                 |                                    |                  |
| <b>Average</b>                              | <b>1212</b>             | <b>597</b>          | <b>19</b>                          | <b>268</b>                         | <b>8</b>                              | <b>402</b>                    | <b>9</b>       | <b>2</b>           |                 |                                    |                  |

**Statistics and Input-Output Measures for  
School Library Media Centers in Colorado 2000**

| <b>SCHOOL IDENTIFICATION</b>      |             | <b>Annual Operating Expenditures</b> |                                  |               |                                     |                                    |                                    |  |
|-----------------------------------|-------------|--------------------------------------|----------------------------------|---------------|-------------------------------------|------------------------------------|------------------------------------|--|
| School Name                       | Enrollment  | Print                                | Electronic<br>Formats<br>(local) | Non-<br>Print | Electronic<br>Access<br>(non-local) | Other<br>Operating<br>Expenditures | Total<br>Operating<br>expenditures |  |
| <b>Jr High/Middle 1,000-1,999</b> |             |                                      |                                  |               |                                     |                                    |                                    |  |
| LAREDO MIDDLE SCHOOL              | 1544        | \$12,000                             | \$0                              | \$0           | \$3,500                             | \$5,500                            | \$21,000                           |  |
| MARTIN LUTHER KING MIDDLE         | 1401        | \$6,000                              | \$0                              | \$0           | \$0                                 | \$10,000                           | \$16,000                           |  |
| EAGLEVIEW MIDDLE SCHOOL           | 1045        | \$9,473                              | \$1,120                          | \$848         | \$2,350                             | \$4,036                            | \$17,827                           |  |
| EAST MIDDLE SCHOOL                | 1037        | \$11,600                             | \$0                              | \$0           | \$0                                 | \$0                                | \$11,600                           |  |
| HEATH JUNIOR HIGH SCHOOL          | 1034        | \$6,700                              | \$900                            | \$1,000       | \$0                                 | \$1,000                            | \$9,600                            |  |
| <b>Average</b>                    | <b>1212</b> | <b>\$9,155</b>                       | <b>\$404</b>                     | <b>\$370</b>  | <b>\$1,170</b>                      | <b>\$4,107</b>                     | <b>\$15,205</b>                    |  |

Materials in Dollars:

**Statistics and Input-Output Measures for  
School Library Media Centers in Colorado 2000**

| <b>SCHOOL IDENTIFICATION</b>  |                            | <b>Enroll- District</b>  | <b>Address</b>   | <b>City</b> | <b>County</b> | <b>Zip</b>  |
|-------------------------------|----------------------------|--------------------------|------------------|-------------|---------------|-------------|
| <b>School Name</b>            | <b>ment Name</b>           |                          |                  |             |               | <b>Code</b> |
| <b>Jr High/Middle 700-999</b> |                            |                          |                  |             |               |             |
| LEWIS-PALMER MIDDLE SCHOOL    | 985 Lewis-Palmer 38        | 1776 Woodmoor Dr         | Monument         | El Paso     | 80132         |             |
| BOLTZ JUNIOR HIGH SCHOOL      | 976 Poudre R-1             | 720 Boltz Drive          | Fort Collins     | Larimer     | 80525         |             |
| THORNTON MIDDLE SCHOOL        | 925 Northglenn-Thornton 12 | 9451 Hoffman Way         | Thornton         | Adams       | 80229         |             |
| GODDARD MIDDLE SCHOOL         | 881 Littleton 6            | 3800 W Berry Avenue      | Littleton        | Arapahoe    | 80123         |             |
| WEST MIDDLE SCHOOL            | 861 Adams-Arapahoe 28J     | 10100 E 13th Avenue      | Aurora           | Arapahoe    | 80010         |             |
| CARMODY MIDDLE SCHOOL         | 834 Jefferson County R-1   | 2050 S. Kipling Street   | Lakewood         | Jefferson   | 80227         |             |
| SAGEWOOD MIDDLE SCHOOL        | 827 Douglas County RE 1    | 4725 Fox Sparrow Rd      | Parker           | Douglas     | 80134         |             |
| TIMBERVIEW MIDDLE SCHOOL      | 814 Academy 20             | 8680 Scarborough Drive   | Colorado Springs | El Paso     | 80920         |             |
| HERITAGE MIDDLE SCHOOL        | 797 St Vrain Valley RE 1J  | 233 E. Mountain View Ave | Longmont         | Boulder     | 80501         |             |
| SUNSET MIDDLE SCHOOL          | 797 St Vrain Valley RE 1J  | 1300 S. Sunset St.       | Longmont         | Boulder     | 80501         |             |
| WOODLAND PARK MIDDLE SCH      | 795 Woodland Park RE-2     | 600 East Kelley's Rd     | Woodland Park    | Teller      | 80863         |             |
| WEST JEFFERSON MIDDLE SCH     | 768 Jefferson County R-1   | 9449 Barnes Avenue       | Conifer          | Jefferson   | 80433         |             |
| HOLMES MIDDLE SCHOOL          | 750 Colorado Springs 11    | 2455 Mesa Road           | Colorado Springs | El Paso     | 80904         |             |
| SABIN MIDDLE SCHOOL           | 737 Colorado Springs 11    | 3605 N Carefree          | Colorado Springs | El Paso     | 80917         |             |
| CORTEZ MIDDLE SCHOOL          | 731 Montezuma-Cortez RE-1  | 450 W 2nd Street         | Cortez           | Montezuma   | 81321         |             |
| RUSSELL MIDDLE SCHOOL         | 725 Colorado Springs 11    | 3825 Montebello Dr       | Colorado Springs | El Paso     | 80918         |             |
| PLACE MIDDLE SCHOOL           | 723 Denver County 1        | 7125 Cherry Creek Dr N   | Denver           | Denver      | 80224         |             |
| NORTHGLENN MIDDLE SCHOOL      | 721 Northglenn-Thornton 12 | 1123 Muriel Drive        | Northglenn       | Adams       | 80233         |             |
| CONRAD BALL MIDDLE SCHOOL     | 721 Thompson R-2J          | 2660 Monroe Avenue       | Loveland         | Larimer     | 80538         |             |
| WESTVIEW MIDDLE SCHOOL        | 717 St Vrain Valley RE 1J  | 1651 Airport Road        | Longmont         | Boulder     | 80503         |             |
| EVERITT MIDDLE SCHOOL         | 710 Jefferson County R-1   | 3900 Kipling             | Wheat Ridge      | Jefferson   | 80033         |             |
| <b>Average</b>                | <b>800</b>                 |                          |                  |             |               |             |



## Statistics and Input-Output Measures for School Library Media Centers in Colorado 2000

### Respondent Identification

#### SCHOOL IDENTIFICATION

| School Name                   | Enroll- ment Respondent | Title                          | Phone        | Fax          | E-mail                             |
|-------------------------------|-------------------------|--------------------------------|--------------|--------------|------------------------------------|
| <b>Jr High/Middle 700-999</b> |                         |                                |              |              |                                    |
| LEWIS-PALMER MIDDLE SCHOOL    | 985 Cathy Foutch        | Media Specialist               | 719-488-4776 | 719-488-4780 | cfoutch@lpsd.k12.co.us             |
| BOLTZ JUNIOR HIGH SCHOOL      | 976 Charli O'Dell       | Media Specialist               | 970-472-3752 | 970-472-3730 | charlio@psd.k12.co.us              |
| THORNTON MIDDLE SCHOOL        | 925 Laurette Jonessen   | Librarian                      | 720-872-5181 | 720-872-5799 | laurette-jonessen@ceo.cudenver.edu |
| GODDARD MIDDLE SCHOOL         | 881 Judy Somerlot       | Media Specialist               | 303-347-7873 | 303-347-7880 | jsomerlot@lps.k12.co.us            |
| WEST MIDDLE SCHOOL            | 861 Janis M Houston     | Librarian                      | 303-286-7360 |              | jnhous1490@aol.com                 |
| CARMODY MIDDLE SCHOOL         | 834 MaryLou Golding     | Library Media Specialist       | 303-982-8930 | 303-982-8931 | mgolding@jeffco.k12.co.us          |
| SAGEWOOD MIDDLE SCHOOL        | 827 Brenda Vitaska      | Media Specialist               | 303-805-6893 | 303-805-6901 | brenda-vitaska@ceo.cudenver.edu    |
| TIMBERVIEW MIDDLE SCHOOL      | 814 Steven Vaughn       | Media Specialist               | 719-282-1144 | 719-282-1055 | svaugh@d20.co.edu                  |
| HERITAGE MIDDLE SCHOOL        | 797 L Johnson           | Media Specialist               | 303-772-7900 | 303-776-4376 | johnson-louise@stvrain.k12.co.us   |
| SUNSET MIDDLE SCHOOL          | 797 Catherine Weitzel   | Media Specialist               | 303-776-3963 | 303-772-9674 | weitzel_cathy@stvrain.k12.co.us    |
| WOODLAND PARK MIDDLE SCH      | 795 Jeanie Tate         | Media Specialist               | 719 686-2209 | 719 687-8458 | wpmislibrary@excite.com            |
| WEST JEFFERSON MIDDLE SCH     | 768                     | Librarian                      | 303-982-3016 | 303-982-3057 |                                    |
| HOLMES MIDDLE SCHOOL          | 750 Glenda Hawkinson    | Coordinator of Info and Techno | 719-328-3824 | 719-448-0358 | hawkigg@d11.org                    |
| SABIN MIDDLE SCHOOL           | 737 Lamyra Joyce        | Media Specialist               | 719-328-7024 | 719-513-4960 | joycel@d11.org                     |
| CORTEZ MIDDLE SCHOOL          | 731 Karen Sheek         | Media Specialist               | 970-565-7876 | 970-565-5120 | ksheek@cortez.k12.co.us            |
| RUSSELL MIDDLE SCHOOL         | 725 Angela Hunter       | Coor of Info & Tech            | 719-328-5224 | 719-531-5520 | huntera@d11.org                    |
| PLACE MIDDLE SCHOOL           | 723 Carol Conder        | Library Media Specialist       | 303-758-6111 | 303-764-6895 | carol_conder@dpsk12.org            |
| NORTHGLENN MIDDLE SCHOOL      | 721 Nancy Knepel        | Media Specialist               | 720-872-5100 | 720-872-5119 | nancy-knepel@ceo-cudenver.edu      |
| CONRAD BALL MIDDLE SCHOOL     | 721 Katherine Schultz   | Media Specialist               | 970-613-7384 | 970-613-7371 |                                    |
| WESTVIEW MIDDLE SCHOOL        | 717 Judy Alley          | Media Specialist               | 303-772-3134 | 303-772-0596 | alley_judy@stvrain.k12.co.us       |
| EVERITT MIDDLE SCHOOL         | 710 Leo Wertin          | School Librarian               | 303-982-1580 | 303-982-1581 |                                    |
| <b>Average</b>                | <b>800</b>              |                                |              |              |                                    |

## Statistics and Input-Output Measures for School Library Media Centers in Colorado 2000

| SCHOOL IDENTIFICATION         | Service Hours Per Typical Week |                           |                             |                           | Library Media Staffing Per Typical Week |                  |                       |                             |                               |                              |                              |
|-------------------------------|--------------------------------|---------------------------|-----------------------------|---------------------------|---|------------------|-----------------------|-----------------------------|-------------------------------|------------------------------|------------------------------|
|                               | Enroll-<br>ment                | Open -<br>School<br>Hours | Closed -<br>School<br>Hours | Hours<br>After<br>4:00 PM | Summer<br>Hours                         | Number<br>of LMS | Total<br>Hours<br>LMS | Number<br>of other<br>staff | Total<br>hours<br>other staff | Number<br>of entire<br>staff | Hours<br>for entire<br>staff |
| <b>Jr High/Middle 700-999</b> |                                |                           |                             |                           |   |                  |                       |                             |                               |                              |                              |
| LEWIS-PALMER MIDDLE SCHOOL    | 985                            | 40                        | 0                           | 0                         | 18                                      | 1                | 40                    | 1                           | 40                            | 2                            | 80                           |
| BOLTZ JUNIOR HIGH SCHOOL      | 976                            | 35                        | 7                           | 8                         | 0                                       | 1                | 40                    | 2                           | 80                            | 3                            | 120                          |
| THORNTON MIDDLE SCHOOL        | 925                            | 40                        | 0                           | 0                         | 0                                       | 1                | 45                    | 1                           | 30                            | 2                            | 75                           |
| GODDARD MIDDLE SCHOOL         | 881                            | 40                        | 0                           | 0                         | 0                                       | 1                | 40                    | 1                           | 30                            | 2                            | 70                           |
| WEST MIDDLE SCHOOL            | 861                            | 38                        | 0                           | 0                         | 0                                       | 1                | 38                    | 1                           | 38                            | 2                            | 76                           |
| CARMODY MIDDLE SCHOOL         | 834                            | 9                         | 0                           | 0                         | 0                                       | 1                | 40                    | 1                           | 10                            | 2                            | 50                           |
| SAGEWOOD MIDDLE SCHOOL        | 827                            | 42                        | 0                           | 0                         | 0                                       | 1                | 22                    | 1                           | 20                            | 2                            | 42                           |
| TIMBERVIEW MIDDLE SCHOOL      | 814                            | 45                        | 0                           | 0                         | 0                                       | 1                | 40                    | 2                           | 59                            | 3                            | 99                           |
| HERITAGE MIDDLE SCHOOL        | 797                            | 38                        | 0                           | 4                         | 0                                       | 1                | 40                    | 1                           | 40                            | 2                            | 80                           |
| SUNSET MIDDLE SCHOOL          | 797                            | 40                        | 0                           | 0                         | 0                                       | 1                | 40                    | 1                           | 40                            | 2                            | 80                           |
| WOODLAND PARK MIDDLE SCH      | 795                            | 45                        | 0                           | 4                         | 10                                      | 1                | 40                    | 1                           | 40                            | 2                            | 80                           |
| WEST JEFFERSON MIDDLE SCH     | 768                            | 38                        | 3                           | 0                         | 0                                       | 1                | 40                    | 1                           | 20                            | 2                            | 60                           |
| HOLMES MIDDLE SCHOOL          | 750                            | 45                        | 0                           | 0                         | 0                                       | 1                | 40                    | 2                           | 80                            | 3                            | 120                          |
| SABIN MIDDLE SCHOOL           | 737                            | 43                        | 0                           | 2                         | 0                                       | 1                | 53                    | 1                           | 15                            | 2                            | 68                           |
| CORTEZ MIDDLE SCHOOL          | 731                            | 40                        | 3                           | 0                         | 0                                       | 1                | 40                    | 3                           | 117                           | 1                            | 40                           |
| RUSSELL MIDDLE SCHOOL         | 725                            | 43                        | 0                           | 0                         | 0                                       | 0                | 0                     | 0                           | 0                             | 3                            | 117                          |
| PLACE MIDDLE SCHOOL           | 723                            | 42                        | 3                           | 2                         | 0                                       | 1                | 40                    | 1                           | 40                            | 1                            | 40                           |
| NORTHGLENN MIDDLE SCHOOL      | 721                            | 40                        | 0                           | 3                         | 0                                       | 1                | 40                    | 1                           | 40                            | 2                            | 80                           |
| CONRAD BALL MIDDLE SCHOOL     | 721                            | 40                        | 0                           | 0                         | 0                                       | 1                | 40                    | 1                           | 40                            | 2                            | 80                           |
| WESTVIEW MIDDLE SCHOOL        | 717                            | 43                        | 0                           | 0                         | 0                                       | 1                | 35                    | 1                           | 40                            | 2                            | 75                           |
| EVERITT MIDDLE SCHOOL         | 710                            | 35                        | 0                           | 0                         | 0                                       | 1                | 40                    | 1                           | 1                             | 2                            | 41                           |
| <b>Average</b>                | <b>800</b>                     | <b>39</b>                 | <b>1</b>                    | <b>1</b>                  | <b>1</b>                                | <b>1</b>         | <b>38</b>             | <b>1</b>                    | <b>41</b>                     | <b>2</b>                     | <b>75</b>                    |

## Statistics and Input-Output Measures for School Library Media Centers in Colorado 2000

### Activities of Paid Staff Per Typical Week Collaboration

| SCHOOL IDENTIFICATION         | Enrollment | Plan with Teachers |              | Co-op Teaching |              | Providing Inservice |              | Providing Inservice |              | Read/ Incentive Activities |              | Read/ Incentive Activities |              | Collection Development |              |
|-------------------------------|------------|--------------------|--------------|----------------|--------------|---------------------|--------------|---------------------|--------------|----------------------------|--------------|----------------------------|--------------|------------------------|--------------|
|                               |            | Contract           | Non-Contract | Contract       | Non-Contract | Contract            | Non-Contract | Contract            | Non-Contract | Contract                   | Non-Contract | Contract                   | Non-Contract | Contract               | Non-Contract |
| <b>Jr High/Middle 700-999</b> |            |                    |              |                |              |                     |              |                     |              |                            |              |                            |              |                        |              |
| LEWIS-PALMER MIDDLE SCHOOL    | 985        | 5                  | 2            | 22             | 1            | 2                   | 1            | 6                   | 3            | 2                          | 2            | 6                          | 3            | 2                      | 2            |
| BOLTZ JUNIOR HIGH SCHOOL      | 976        | 10                 |              | 5              |              | 2                   |              | 2                   |              | 2                          |              | 2                          |              | 2                      |              |
| THORNTON MIDDLE SCHOOL        | 925        | 8                  |              | 40             |              | 5                   |              | 3                   |              | 5                          |              | 3                          |              | 5                      |              |
| GODDARD MIDDLE SCHOOL         | 881        | 4                  |              | 14             |              | 1                   |              | 10                  |              | 1                          |              | 1                          |              | 1                      |              |
| WEST MIDDLE SCHOOL            | 861        | 1                  |              | 30             |              | 1                   |              | 1                   |              | 0                          |              | 0                          |              | 5                      |              |
| CARMODY MIDDLE SCHOOL         | 834        | 5                  |              | 14             |              | 2                   |              | 2                   |              | 2                          |              | 2                          |              | 5                      |              |
| SAGEWOOD MIDDLE SCHOOL        | 827        | 8                  |              | 7              |              | 2                   |              | 2                   |              | 2                          |              | 2                          |              | 5                      |              |
| TIMBERVIEW MIDDLE SCHOOL      | 814        | 5                  |              | 15             |              | 1                   |              | 3                   |              | 3                          |              | 3                          |              | 2                      |              |
| HERITAGE MIDDLE SCHOOL        | 797        | 5                  |              | 20             |              | 1                   |              | 1                   |              | 1                          |              | 1                          |              | 1                      |              |
| SUNSET MIDDLE SCHOOL          | 797        | 5                  | 5            | 25             | 3            | 5                   | 3            | 4                   | 2            | 4                          | 2            | 4                          | 2            | 2                      | 3            |
| WOODLAND PARK MIDDLE SCH      | 795        | 10                 | 3            | 25             | 1            | 3                   | 2            | 10                  | 0            | 10                         | 10           | 10                         | 10           | 10                     | 2            |
| WEST JEFFERSON MIDDLE SCH     | 768        | 2                  |              | 16             |              | 1                   |              | 2                   |              | 2                          |              | 2                          |              | 10                     |              |
| HOLMES MIDDLE SCHOOL          | 750        | 10                 |              | 5              |              | 5                   |              | 20                  |              | 20                         |              | 20                         |              | 10                     |              |
| SABIN MIDDLE SCHOOL           | 737        | 2                  |              | 15             |              | 6                   |              | 8                   |              | 8                          |              | 8                          |              | 5                      | 15           |
| CORTEZ MIDDLE SCHOOL          | 731        | 5                  | 5            | 19             |              | 1                   |              | 2                   |              | 2                          |              | 2                          |              | 7                      | 0            |
| RUSSELL MIDDLE SCHOOL         | 725        | 10                 | 5            | 15             | 0            | 13                  | 0            | 5                   | 0            | 5                          | 0            | 5                          | 0            | 7                      | 0            |
| PLACE MIDDLE SCHOOL           | 723        | 3                  |              | 3              |              | 1                   |              | 0                   |              | 0                          |              | 0                          |              | 3                      |              |
| NORTHGLENN MIDDLE SCHOOL      | 721        | 1                  | 3            | 4              | 4            | 2                   |              | 20                  |              | 20                         |              | 20                         |              | 2                      | 8            |
| CONRAD BALL MIDDLE SCHOOL     | 721        | 1                  |              | 2              |              | 1                   |              | 1                   |              | 1                          |              | 1                          |              | 5                      | 4            |
| WESTVIEW MIDDLE SCHOOL        | 717        | 7                  | 1            | 30             | 1            | 10                  |              | 6                   |              | 6                          |              | 6                          |              | 0                      | 3            |
| EVERITT MIDDLE SCHOOL         | 710        | 3                  | 1            | 25             | 0            | 1                   | 1            | 0                   |              | 0                          |              | 0                          |              | 0                      | 4            |
| <b>Average</b>                | <b>800</b> | <b>5</b>           | <b>3</b>     | <b>17</b>      | <b>1</b>     | <b>3</b>            | <b>3</b>     | <b>5</b>            | <b>1</b>     | <b>5</b>                   | <b>1</b>     | <b>5</b>                   | <b>1</b>     | <b>4</b>               | <b>4</b>     |



## Statistics and Input-Output Measures for School Library Media Centers in Colorado 2000

**Activities of Paid Staff Per Typical Week (Continued)**

| SCHOOL IDENTIFICATION         | Enroll-<br>ment | Meeting w/<br>Library Staff |              | Meeting w/<br>Library Staff |              | Meeting w/<br>Administrators |              | Meeting w/<br>Administrators |              | Faculty &/or<br>Staff Meetings |              | Faculty &/or<br>Staff Meetings |              | Curriculum &/or<br>Standards |              | Curriculum &/or<br>Standards |              |
|-------------------------------|-----------------|-----------------------------|--------------|-----------------------------|--------------|------------------------------|--------------|------------------------------|--------------|--------------------------------|--------------|--------------------------------|--------------|------------------------------|--------------|------------------------------|--------------|
|                               |                 | Contract                    | Non-Contract | Contract                    | Non-Contract | Contract                     | Non-Contract | Contract                     | Non-Contract | Contract                       | Non-Contract | Contract                       | Non-Contract | Contract                     | Non-Contract | Contract                     | Non-Contract |
| <b>Jr High/Middle 700-999</b> |                 |                             |              |                             |              |                              |              |                              |              |                                |              |                                |              |                              |              |                              |              |
| LEWIS-PALMER MIDDLE SCHOOL    | 985             | 0                           | 0            | 0                           | 0            | 0                            | 0            | 0                            | 0            | 1                              | 1            | 0                              | 0            | 0                            | 0            | 2                            | 2            |
| BOLTZ JUNIOR HIGH SCHOOL      | 976             | 2                           | 2            | 1                           | 1            | 1                            | 1            | 1                            | 1            | 3                              | 3            | 0                              | 0            | 0                            | 0            | 2                            | 2            |
| THORNTON MIDDLE SCHOOL        | 925             | 2                           | 2            | 1                           | 1            | 1                            | 1            | 1                            | 1            | 2                              | 2            | 2                              | 2            | 2                            | 2            | 2                            | 2            |
| GODDARD MIDDLE SCHOOL         | 881             | 0                           | 0            | 0                           | 0            | 0                            | 0            | 0                            | 0            | 1                              | 1            | 1                              | 1            | 0                            | 0            | 0                            | 0            |
| WEST MIDDLE SCHOOL            | 861             | 0                           | 0            | 1                           | 1            | 1                            | 1            | 1                            | 1            | 1                              | 1            | 1                              | 1            | 1                            | 1            | 1                            | 1            |
| CARMODY MIDDLE SCHOOL         | 834             | 1                           | 1            | 3                           | 3            | 1                            | 1            | 1                            | 1            | 1                              | 1            | 1                              | 1            | 3                            | 3            | 3                            | 3            |
| SAGEWOOD MIDDLE SCHOOL        | 827             | 1                           | 1            | 1                           | 1            | 1                            | 1            | 1                            | 1            | 1                              | 1            | 1                              | 1            | 1                            | 1            | 1                            | 1            |
| TIMBERVIEW MIDDLE SCHOOL      | 814             | 20                          | 20           | 1                           | 1            | 1                            | 1            | 1                            | 1            | 1                              | 1            | 1                              | 1            | 1                            | 1            | 1                            | 1            |
| HERITAGE MIDDLE SCHOOL        | 797             | 3                           | 3            | 1                           | 1            | 1                            | 1            | 1                            | 1            | 1                              | 1            | 1                              | 1            | 1                            | 1            | 1                            | 1            |
| SUNSET MIDDLE SCHOOL          | 797             | 1                           | 1            | 0                           | 0            | 2                            | 2            | 0                            | 0            | 1                              | 1            | 0                              | 0            | 1                            | 1            | 1                            | 1            |
| WOODLAND PARK MIDDLE SCH      | 795             | 1                           | 1            | 1                           | 1            | 2                            | 2            | 0                            | 0            | 1                              | 1            | 0                              | 0            | 3                            | 3            | 3                            | 3            |
| WEST JEFFERSON MIDDLE SCH     | 768             | 3                           | 3            | 2                           | 2            | 2                            | 2            | 1                            | 1            | 3                              | 3            | 0                              | 0            | 3                            | 3            | 3                            | 3            |
| HOLMES MIDDLE SCHOOL          | 750             | 2                           | 2            | 0                           | 0            | 1                            | 1            | 0                            | 0            | 2                              | 2            | 2                              | 2            | 5                            | 5            | 5                            | 5            |
| SABIN MIDDLE SCHOOL           | 737             | 0                           | 0            | 5                           | 5            | 0                            | 0            | 0                            | 0            | 0                              | 0            | 0                              | 0            | 1                            | 1            | 1                            | 1            |
| CORTEZ MIDDLE SCHOOL          | 731             | 5                           | 5            | 1                           | 1            | 1                            | 1            | 1                            | 1            | 5                              | 5            | 5                              | 5            | 0                            | 0            | 0                            | 0            |
| RUSSELL MIDDLE SCHOOL         | 725             | 1                           | 1            | 1                           | 1            | 1                            | 1            | 1                            | 1            | 1                              | 1            | 1                              | 1            | 2                            | 2            | 2                            | 2            |
| PLACE MIDDLE SCHOOL           | 723             | 1                           | 1            | 2                           | 2            | 2                            | 2            | 1                            | 1            | 2                              | 2            | 2                              | 2            | 1                            | 1            | 1                            | 1            |
| NORTHGLENN MIDDLE SCHOOL      | 721             | 1                           | 1            | 1                           | 1            | 1                            | 1            | 1                            | 1            | 1                              | 1            | 1                              | 1            | 2                            | 2            | 2                            | 2            |
| CONRAD BALL MIDDLE SCHOOL     | 721             | 1                           | 1            | 1                           | 1            | 1                            | 1            | 1                            | 1            | 3                              | 3            | 1                              | 1            | 1                            | 1            | 1                            | 1            |
| WESTVIEW MIDDLE SCHOOL        | 717             | 2                           | 2            | 1                           | 1            | 1                            | 1            | 1                            | 1            | 1                              | 1            | 1                              | 1            | 0                            | 0            | 0                            | 0            |
| EVERITT MIDDLE SCHOOL         | 710             | 2                           | 2            | 1                           | 1            | 1                            | 1            | 1                            | 1            | 2                              | 2            | 1                              | 1            | 1                            | 1            | 1                            | 1            |
| <b>Average</b>                | <b>800</b>      | <b>2</b>                    | <b>2</b>     | <b>1</b>                    | <b>1</b>     | <b>1</b>                     | <b>1</b>     | <b>1</b>                     | <b>1</b>     | <b>0</b>                       | <b>0</b>     | <b>2</b>                       | <b>2</b>     | <b>1</b>                     | <b>1</b>     | <b>2</b>                     | <b>2</b>     |

## Statistics and Input-Output Measures for School Library Media Centers in Colorado 2000

| SCHOOL IDENTIFICATION         | Activities of Paid Staff Per Typical Week (Continued) |                                    |  |                                     |   |   |                                      |  |                                      |  |  |
|-------------------------------|---|------------------------------------|--|-------------------------------------|---|---|--------------------------------------|--|--------------------------------------|--|--|
|                               | Technology  |                                    |  | Other                               |   |   | Totals                               |  |                                      |  |  |
|                               | Enroll-<br>ment                                       | Managing<br>Technology<br>Contract | Managing<br>Technology<br>Non-Contract | All Other<br>Activities<br>Contract | All Other<br>Activities<br>Non-Contract | All Other<br>Activities<br>Non-Contract | Paid Staff<br>Weekly/Hrs<br>Contract | Paid Staff<br>Weekly/Hrs<br>Non-Contract | Paid Staff<br>Weekly/Hrs<br>Contract | Paid Staff<br>Weekly/Hrs<br>Non-Contract | Paid Staff<br>Weekly/Hrs<br>Non-Contract |
| <b>Jr High/Middle 700-999</b> |   |                                    |  |                                     |   |   |                                      |  |                                      |  |  |
| LEWIS-PALMER MIDDLE SCHOOL    | 985   | 2                                  | 2                                      | 40                                  |   |   | 80                                   |  |                                      |  | 12                                       |
| BOLTZ JUNIOR HIGH SCHOOL      | 976   | 40                                 |  | 53                                  |   |   | 120                                  |  |                                      |  | 0  |
| THORNTON MIDDLE SCHOOL        | 925   | 5                                  |  | 6                                   |   |   | 73                                   |  |                                      |  | 5  |
| GODDARD MIDDLE SCHOOL         | 881   | 1                                  |  | 30                                  |   |   | 70                                   |  |                                      |  | 4  |
| WEST MIDDLE SCHOOL            | 861   | 5                                  |  | 37                                  |   |   | 76                                   |  |                                      |  | 0  |
| CARMODY MIDDLE SCHOOL         | 834   | 10                                 |  | 10                                  |   |   | 50                                   |  |                                      |  | 0  |
| SAGEWOOD MIDDLE SCHOOL        | 827   | 4                                  |  | 6                                   |   |   | 42                                   |  |                                      |  | 0  |
| TIMBERVIEW MIDDLE SCHOOL      | 814   | 5                                  |  | 56                                  |   |   | 91                                   |  |                                      |  | 0  |
| HERITAGE MIDDLE SCHOOL        | 797   | 10                                 |  | 20                                  |   |   | 79                                   |  |                                      |  | 0  |
| SUNSET MIDDLE SCHOOL          | 797   | 15                                 | 5                                      | 18                                  |   | 5                                       | 80                                   | 5  |                                      |  | 23                                       |
| WOODLAND PARK MIDDLE SCH      | 795   | 10                                 | 0                                      | 5                                   |   | 0                                       | 80                                   | 0  |                                      |  | 10                                       |
| WEST JEFFERSON MIDDLE SCH     | 768   | 5                                  |  | 5                                   |   |   | 40                                   |  |                                      |  | 3  |
| HOLMES MIDDLE SCHOOL          | 750   | 25                                 |  | 35                                  |   |   | 120                                  |  |                                      |  | 0  |
| SABIN MIDDLE SCHOOL           | 737   | 24                                 | 25                                     | 2                                   |   | 10                                      | 68                                   |  |                                      |  | 53                                       |
| CORTEZ MIDDLE SCHOOL          | 731   | 2                                  |  | 5                                   |   |   | 40                                   |  |                                      |  | 5  |
| RUSSELL MIDDLE SCHOOL         | 725   | 27                                 | 0                                      | 30                                  |   | 0                                       | 117                                  |  |                                      |  | 7  |
| PLACE MIDDLE SCHOOL           | 723   | 10                                 |  | 15                                  |   |   | 40                                   |  |                                      |  | 0  |
| NORTHGLENN MIDDLE SCHOOL      | 721   | 4                                  |  | 41                                  |   |   | 80                                   |  |                                      |  | 15                                       |
| CONRAD BALL MIDDLE SCHOOL     | 721   | 5                                  |  | 63                                  |   | 3                                       | 80                                   |  |                                      |  | 8  |
| WESTVIEW MIDDLE SCHOOL        | 717   | 10                                 | 1                                      | 5                                   |   |   | 75                                   |  |                                      |  | 5  |
| EVERITT MIDDLE SCHOOL         | 710   | 3                                  | 2                                      | 5                                   |   | 3                                       | 41                                   |  |                                      |  | 12                                       |
| <b>Average</b>                | <b>800</b>  | <b>11</b>                          | <b>5</b>                               | <b>23</b>                           |   | <b>4</b>                                | <b>73</b>                            |  |                                      | <b>4</b>                                 | <b>9</b>                                 |

**Statistics and Input-Output Measures for  
School Library Media Centers in Colorado 2000**

**Computers with Access to School Library Resources**

| SCHOOL IDENTIFICATION         | Enroll-<br>ment | Total Computers |            | Computers With Access to... |            |            |           | Catalogue  |           | Databases  |           |
|-------------------------------|-----------------|-----------------|------------|-----------------------------|------------|------------|-----------|------------|-----------|------------|-----------|
|                               |                 | Located         |            | Internet                    |            | elsewhere  |           | in School  |           | elsewhere  |           |
|                               |                 | Library         | in School  | in Library                  | in School  | in Library | in School | in Library | in School | in Library | in School |
| <b>Jr High/Middle 700-999</b> |                 |                 |            |                             |            |            |           |            |           |            |           |
| LEWIS-PALMER MIDDLE SCHOOL    | 985             | 16              | 187        | 16                          | 187        | 16         | 187       | 16         | 187       | 16         | 187       |
| BOLTZ JUNIOR HIGH SCHOOL      | 976             | 33              | 198        | 28                          | 130        | 33         | 198       | 28         | 130       | 33         | 198       |
| THORNTON MIDDLE SCHOOL        | 925             | 17              | 245        | 17                          | 245        | 17         | 245       | 17         | 245       | 17         | 245       |
| GODDARD MIDDLE SCHOOL         | 881             | 26              | 10         | 26                          | 10         | 8          | 0         | 18         | 0         | 18         | 0         |
| WEST MIDDLE SCHOOL            | 861             | 28              | 40         | 10                          | 28         | 5          | 0         | 28         | 0         | 28         | 0         |
| CARMODY MIDDLE SCHOOL         | 834             | 22              | 60         | 22                          | 60         | 22         | 60        | 22         | 60        | 22         | 60        |
| SAGEWOOD MIDDLE SCHOOL        | 827             | 12              | 150        | 12                          | 150        | 12         | 150       | 12         | 150       | 12         | 150       |
| TIMBERVIEW MIDDLE SCHOOL      | 814             | 18              | 230        | 12                          | 200        | 15         | 0         | 14         | 0         | 14         | 0         |
| HERITAGE MIDDLE SCHOOL        | 797             | 43              | 106        | 43                          | 106        | 7          | 0         | 43         | 0         | 43         | 0         |
| SUNSET MIDDLE SCHOOL          | 797             | 29              | 0          | 8                           | 0          | 8          | 0         | 16         | 0         | 16         | 0         |
| WOODLAND PARK MIDDLE SCH      | 795             | 13              | 100        | 13                          | 100        | 13         | 100       | 13         | 100       | 13         | 100       |
| WEST JEFFERSON MIDDLE SCH     | 768             | 12              | 63         | 12                          | 63         | 9          | 63        | 9          | 63        | 9          | 63        |
| HOLMES MIDDLE SCHOOL          | 750             | 53              | 175        | 50                          | 175        | 50         | 175       | 50         | 175       | 50         | 175       |
| SABIN MIDDLE SCHOOL           | 737             | 41              | 176        | 41                          | 176        | 41         | 176       | 41         | 176       | 41         | 176       |
| CORTEZ MIDDLE SCHOOL          | 731             | 9               | 75         | 9                           | 75         | 9          | 75        | 9          | 75        | 9          | 75        |
| RUSSELL MIDDLE SCHOOL         | 725             | 38              |            |                             |            |            |           |            |           |            |           |
| PLACE MIDDLE SCHOOL           | 723             | 14              |            | 14                          |            | 14         |           | 14         |           | 14         |           |
| NORTHGLENN MIDDLE SCHOOL      | 721             | 28              | 101        | 28                          | 101        | 28         | 101       | 28         | 101       | 28         | 101       |
| CONRAD BALL MIDDLE SCHOOL     | 721             | 17              | 148        | 16                          | 148        | 17         | 88        | 16         | 88        | 16         | 148       |
| WESTVIEW MIDDLE SCHOOL        | 717             | 15              | 90         | 15                          | 90         | 6          | 0         | 15         | 0         | 15         | 0         |
| EVERITT MIDDLE SCHOOL         | 710             | 35              | 0          | 30                          | 0          | 3          | 0         | 30         | 0         | 30         | 0         |
| <b>Average</b>                | <b>800</b>      | <b>25</b>       | <b>113</b> | <b>21</b>                   | <b>108</b> | <b>17</b>  | <b>77</b> | <b>21</b>  | <b>77</b> | <b>21</b>  | <b>85</b> |

**Statistics and Input-Output Measures for  
School Library Media Centers in Colorado 2000**

**Internet Access for Students**

| <b>SCHOOL IDENTIFICATION</b> |                        | Enroll-<br>ment | No<br>Restrictions | Parental<br>Permis-<br>sion | Grade-<br>level<br>Restrictions | Unrestricted<br>from grade<br>"blank" up | Other<br>Restric-<br>tions | Other<br>Restrictions -<br>Specify | Access via<br>Pre-selected<br>Menu | Student<br>Terminals<br>Filter | Filter<br>Level |
|------------------------------|------------------------|-----------------|--------------------|-----------------------------|---------------------------------|--|----------------------------|------------------------------------|------------------------------------|--------------------------------|-----------------|
| School Name                  | Jr High/Middle 700-999 |                 |                    |                             |                                 |  |                            |                                    |                                    |                                |                 |
| LEWIS-PALMER MIDDLE SCHOOL   | 985                    | T               | F                  | T                           | F                               | F  |                            |                                    | F                                  | None                           | District        |
| BOLTZ JUNIOR HIGH SCHOOL     | 976                    | F               | F                  | T                           | F                               | F  |                            |                                    | F                                  | All                            | District        |
| THORNTON MIDDLE SCHOOL       | 925                    | F               | F                  | T                           | F                               | F  |                            |                                    | F                                  | None                           |                 |
| GODDARD MIDDLE SCHOOL        | 881                    | F               | F                  | F                           | F                               | T  | "Opt out" by parents       |                                    | F                                  | None                           |                 |
| WEST MIDDLE SCHOOL           | 861                    | F               | F                  | T                           | F                               | F  |                            |                                    | F                                  | None                           |                 |
| CARMODY MIDDLE SCHOOL        | 834                    | F               | F                  | T                           | F                               | F  |                            |                                    | F                                  | Some                           | Building        |
| SAGEWOOD MIDDLE SCHOOL       | 827                    | F               | F                  | T                           | F                               | F  |                            |                                    | T                                  | All                            | District        |
| TIMBERVIEW MIDDLE SCHOOL     | 814                    | F               | F                  | T                           | F                               | F  |                            |                                    | F                                  | All                            | District        |
| HERITAGE MIDDLE SCHOOL       | 797                    | F               | F                  | T                           | F                               | F  |                            |                                    | T                                  | All                            | District        |
| SUNSET MIDDLE SCHOOL         | 797                    | F               | F                  | T                           | F                               | F  |                            |                                    | F                                  | All                            | District        |
| WOODLAND PARK MIDDLE SCH     | 795                    | FALSE           | FALSE              | TRUE                        |                                 | FALSE                                    |                            |                                    |                                    | None                           |                 |
| WEST JEFFERSON MIDDLE SCH    | 768                    | F               | F                  | T                           | F                               | F  |                            |                                    | F                                  | All                            | District        |
| HOLMES MIDDLE SCHOOL         | 750                    | F               | F                  | T                           | F                               | T  |                            | Can only use if they have a Hol    | T                                  | All                            | District        |
| SABIN MIDDLE SCHOOL          | 737                    | F               | F                  | T                           | F                               | F  |                            |                                    | F                                  | All                            | District        |
| CORTEZ MIDDLE SCHOOL         | 731                    | F               | F                  | T                           | F                               | F  |                            |                                    | F                                  | All                            | District        |
| RUSSELL MIDDLE SCHOOL        | 725                    | F               | F                  | T                           | F                               | T  |                            |                                    | F                                  | All                            | District        |
| PLACE MIDDLE SCHOOL          | 723                    | F               | F                  | T                           | F                               | F  |                            |                                    | T                                  | All                            | District        |
| NORTHGLENN MIDDLE SCHOOL     | 721                    | F               | F                  | T                           | F                               | F  |                            |                                    | F                                  | None                           |                 |
| CONRAD BALL MIDDLE SCHOOL    | 721                    | F               | F                  | T                           | F                               | F  |                            |                                    | F                                  | None                           |                 |
| WESTVIEW MIDDLE SCHOOL       | 717                    | F               | F                  | T                           | F                               | T  |                            |                                    | F                                  | All                            | District        |
| EVERITT MIDDLE SCHOOL        | 710                    | F               | F                  | T                           | F                               | F  | Adult Supervision          |                                    | F                                  | All                            | District        |
| <b>Average</b>               | <b>800</b>             |                 |                    |                             |                                 |  |                            |                                    |                                    |                                |                 |

## Statistics and Input-Output Measures for School Library Media Centers in Colorado 2000

### Library Media Collection

| SCHOOL IDENTIFICATION         | Enroll-ment | Print volumes | Nonfiction  |            | Ref. Titles on CD-ROM/laser disk | Avg. © Date | Periodical Subscriptions | Audio Materials |           | Video Materials |           | Computer Software | Online CD Services |
|-------------------------------|-------------|---------------|-------------|------------|----------------------------------|-------------|--------------------------|-----------------|-----------|-----------------|-----------|-------------------|--------------------|
|                               |             |               | Avg. © Date | Titles     |                                  |             |                          | Materials       | Materials | Materials       | Materials |                   |                    |
| <b>Jr High/Middle 700-999</b> |             |               |             |            |                                  |             |                          |                 |           |                 |           |                   |                    |
| LEWIS-PALMER MIDDLE SCHOOL    | 985         | 11000         | 1986        | 10         | 1990                             | 25          | 55                       | 215             | 31        | 215             | 31        | T                 |                    |
| BOLTZ JUNIOR HIGH SCHOOL      | 976         | 8500          | 1990        | 420        | 1990                             | 35          | 120                      | 250             | 12        | 250             | 12        | T                 |                    |
| THORNTON MIDDLE SCHOOL        | 925         | 3225          |             | 20         | 1990                             |             | 0                        | 60              | 0         | 60              | 0         | T                 |                    |
| GODDARD MIDDLE SCHOOL         | 881         | 19936         | 1988        | 2          | 1997                             | 24          | 31                       | 105             | 72        | 105             | 72        | T                 |                    |
| WEST MIDDLE SCHOOL            | 861         | 11950         | 1982        | 15         | 1998                             | 30          | 0                        | 205             | 144       | 205             | 144       | T                 |                    |
| CARMODY MIDDLE SCHOOL         | 834         | 15000         | 1989        | 170        | 1991                             | 5           | 50                       | 350             | 10        | 350             | 10        | T                 |                    |
| SAGEWOOD MIDDLE SCHOOL        | 827         | 6915          | 1999        | 486        | 1999                             | 111         | 44                       | 189             | 42        | 189             | 42        | T                 |                    |
| TIMBERVIEW MIDDLE SCHOOL      | 814         | 14500         | 1992        | 60         | 1991                             | 48          | 50                       | 800             | 8         | 800             | 8         | T                 |                    |
| HERITAGE MIDDLE SCHOOL        | 797         | 18739         |             | 0          |                                  | 45          | 25                       | 940             | 3         | 940             | 3         | T                 |                    |
| SUNSET MIDDLE SCHOOL          | 797         | 15000         | 1997        | 73         | 1997                             | 66          | 35                       | 200             | 5         | 200             | 5         | F                 |                    |
| WOODLAND PARK MIDDLE SCH      | 795         | 10115         | 1984        | 76         | 1990                             | 9           | 10                       | 482             | 57        | 482             | 57        | T                 |                    |
| WEST JEFFERSON MIDDLE SCH     | 768         | 8538          | 1980        | 5          |                                  | 25          | 100                      | 400             | 10        | 400             | 10        | T                 |                    |
| HOLMES MIDDLE SCHOOL          | 750         | 9500          | 1985        | 75         | 1992                             | 30          | 0                        | 275             | 30        | 275             | 30        | T                 |                    |
| SABIN MIDDLE SCHOOL           | 737         | 7000          | 1975        | 6          | 1997                             | 25          | 60                       | 300             | 11        | 300             | 11        | T                 |                    |
| CORTEZ MIDDLE SCHOOL          | 731         | 8500          | 1980        | 7          | 1992                             | 42          | 70                       | 1700            | 15        | 1700            | 15        | F                 |                    |
| RUSSELL MIDDLE SCHOOL         | 725         | 7000          |             | 3          |                                  | 8           | 0                        | 100             | 4         | 100             | 4         | T                 |                    |
| PLACE MIDDLE SCHOOL           | 723         | 8500          | 1987        | 12         | 1993                             | 15          | 400                      | 200             | 0         | 200             | 0         | T                 |                    |
| NORTHGLENN MIDDLE SCHOOL      | 721         | 11230         |             | 960        |                                  |             |                          | 212             | 58        | 212             | 58        | T                 |                    |
| CONRAD BALL MIDDLE SCHOOL     | 721         | 14923         | 1986        | 15         | 1998                             | 45          | 10                       | 35              | 3         | 35              | 3         | F                 |                    |
| WESTVIEW MIDDLE SCHOOL        | 717         | 14500         | 1996        | 16         | 1995                             | 50          | 0                        | 225             | 25        | 225             | 25        | F                 |                    |
| EVERITT MIDDLE SCHOOL         | 710         |               |             | 100        | 1995                             | 25          | 0                        |                 |           |                 |           | F                 |                    |
| <b>Average</b>                | <b>800</b>  | <b>11229</b>  | <b>1987</b> | <b>121</b> | <b>1994</b>                      | <b>35</b>   | <b>56</b>                | <b>362</b>      | <b>28</b> | <b>362</b>      | <b>28</b> |                   |                    |

## Statistics and Input-Output Measures for School Library Media Centers in Colorado 2000

| Library Media Usage Per Typical Week |                 |              |                        |                            |                         |                       |           |             |                       |                         |           |
|--------------------------------------|-----------------|--------------|------------------------|----------------------------|-------------------------|-----------------------|-----------|-------------|-----------------------|-------------------------|-----------|
| SCHOOL IDENTIFICATION                |                 | Total Visits |                        |                            | Info Skills Instruction |                       |           | Circulation |                       | ILL & Document Delivery |           |
| School Name                          | Enroll-<br>ment | Individuals  | Classes &/or<br>Groups | Contacts w/<br>Individuals | Classes/Groups          | Materials<br>Per Week | Lending   | Borrowing   | Materials<br>Per Week | Lending                 | Borrowing |
| <b>Jr High/Middle 700-999</b>        |                 |              |                        |                            |                         |                       |           |             |                       |                         |           |
| LEWIS-PALMER MIDDLE SCHOOL           | 985             | 1350         | 49                     | 550                        | 20                      | 500                   | 0         | 25          | 500                   | 0                       | 25        |
| BOLTZ JUNIOR HIGH SCHOOL             | 976             | 375          | 75                     | 50                         |                         | 300                   | 5         | 5           | 300                   | 5                       | 5         |
| THORNTON MIDDLE SCHOOL               | 925             | 125          | 27                     | 125                        | 27                      | 600                   | 5         | 5           | 600                   | 5                       | 5         |
| GODDARD MIDDLE SCHOOL                | 881             | 1550         | 37                     | 800                        | 25                      | 350                   | 110       | 252         | 350                   | 110                     | 252       |
| WEST MIDDLE SCHOOL                   | 861             | 200          | 20                     | 100                        | 20                      | 275                   | 0         | 5           | 275                   | 0                       | 5         |
| CARMODY MIDDLE SCHOOL                | 834             | 500          | 15                     | 300                        | 13                      | 440                   | 0         | 0           | 440                   | 0                       | 0         |
| SAGEWOOD MIDDLE SCHOOL               | 827             | 100          | 5                      | 35                         | 5                       |                       | 1         | 3           |                       | 1                       | 3         |
| TIMBERVIEW MIDDLE SCHOOL             | 814             | 450          | 20                     | 200                        | 15                      | 800                   | 25        | 10          | 800                   | 25                      | 10        |
| HERITAGE MIDDLE SCHOOL               | 797             | 250          | 50                     | 50                         | 15                      | 900                   | 10        | 40          | 900                   | 10                      | 40        |
| SUNSET MIDDLE SCHOOL                 | 797             | 765          | 3                      | 690                        | 23                      | 662                   | 15        | 11          | 662                   | 15                      | 11        |
| WOODLAND PARK MIDDLE SCH             | 795             | 155          | 37                     | 75                         | 37                      | 341                   | 50        | 25          | 341                   | 50                      | 25        |
| WEST JEFFERSON MIDDLE SCH            | 768             | 300          | 15                     | 200                        | 15                      | 200                   | 0         | 0           | 200                   | 0                       | 0         |
| HOLMES MIDDLE SCHOOL                 | 750             | 350          | 25                     | 75                         | 15                      | 300                   | 0         | 0           | 300                   | 0                       | 0         |
| SABIN MIDDLE SCHOOL                  | 737             | 92           | 9                      | 150                        | 12                      | 300                   | 0         | 0           | 300                   | 0                       | 0         |
| CORTEZ MIDDLE SCHOOL                 | 731             | 500          | 12                     | 150                        | 15                      |                       | 0         | 1           |                       | 0                       | 1         |
| RUSSELL MIDDLE SCHOOL                | 725             | 60           | 4                      |                            |                         | 400                   | 0         | 0           | 400                   | 0                       | 0         |
| PLACE MIDDLE SCHOOL                  | 723             | 150          | 5                      | 150                        | 5                       | 150                   | 2         | 2           | 150                   | 2                       | 2         |
| NORTHGLENN MIDDLE SCHOOL             | 721             | 500          | 15                     | 175                        | 15                      | 350                   | 10        | 10          | 350                   | 10                      | 10        |
| CONRAD BALL MIDDLE SCHOOL            | 721             | 300          | 30                     | 30                         | 30                      |                       | 0         | 10          |                       | 0                       | 10        |
| WESTVIEW MIDDLE SCHOOL               | 717             | 1000         | 3                      | 750                        | 1                       |                       | 5         | 5           |                       | 5                       | 5         |
| EVERITT MIDDLE SCHOOL                | 710             | 500          | 25                     | 75                         | 2                       | 200                   | 0         | 0           | 200                   | 0                       | 0         |
| <b>Average</b>                       | <b>800</b>      | <b>456</b>   | <b>23</b>              | <b>237</b>                 | <b>16</b>               | <b>416</b>            | <b>11</b> | <b>19</b>   | <b>416</b>            | <b>11</b>               | <b>19</b> |

## Statistics and Input-Output Measures for School Library Media Centers in Colorado 2000

| SCHOOL IDENTIFICATION         | Annual Operating Expenditures |                |                            |              |                               |                              |                              | Total Operating expenditures |
|-------------------------------|-------------------------------|----------------|----------------------------|--------------|-------------------------------|------------------------------|------------------------------|------------------------------|
|                               | Materials in Dollars:         |                |                            |              |                               |                              |                              |                              |
| School Name                   | Enrollment                    | Print          | Electronic Formats (local) | Non-Print    | Electronic Access (non-local) | Other Operating Expenditures | Total Operating expenditures |                              |
| <b>Jr High/Middle 700-999</b> |                               |                |                            |              |                               |                              |                              |                              |
| LEWIS-PALMER MIDDLE SCHOOL    | 985                           | \$8,000        | \$1,500                    | \$1,500      | \$2,800                       | \$4,200                      | \$18,000                     |                              |
| BOLTZ JUNIOR HIGH SCHOOL      | 976                           | \$7,000        | \$2,000                    | \$500        | \$2,000                       | \$4,500                      | \$16,000                     |                              |
| THORNTON MIDDLE SCHOOL        | 925                           | \$3,500        | \$1,000                    | \$2,500      | \$3,350                       | \$0                          | \$10,350                     |                              |
| GODDARD MIDDLE SCHOOL         | 881                           | \$12,000       | \$350                      | \$500        | \$0                           | \$200                        | \$13,050                     |                              |
| WEST MIDDLE SCHOOL            | 861                           | \$3,500        | \$2,000                    | \$0          | \$0                           | \$2,500                      | \$8,000                      |                              |
| CARMODY MIDDLE SCHOOL         | 834                           | \$9,500        | \$2,500                    | \$1,000      | \$1,500                       | \$400                        | \$14,900                     |                              |
| SAGEWOOD MIDDLE SCHOOL        | 827                           | \$15,000       | \$2,000                    | \$1,000      | \$2,000                       | \$5,000                      | \$25,000                     |                              |
| TIMBERVIEW MIDDLE SCHOOL      | 814                           | \$6,000        | \$200                      | \$1,000      | \$3,000                       | \$900                        | \$11,100                     |                              |
| HERITAGE MIDDLE SCHOOL        | 797                           | \$5,180        | \$0                        | \$0          | \$350                         | \$1,000                      | \$6,530                      |                              |
| SUNSET MIDDLE SCHOOL          | 797                           | \$5,055        | \$0                        | \$0          | \$0                           | \$2,850                      | \$7,905                      |                              |
| WOODLAND PARK MIDDLE SCH      | 795                           | \$4,350        | \$750                      | \$2,250      | \$0                           | \$3,750                      | \$11,100                     |                              |
| WEST JEFFERSON MIDDLE SCH     | 768                           | \$3,514        | \$0                        | \$300        | \$2,538                       | \$2,767                      | \$9,119                      |                              |
| HOLMES MIDDLE SCHOOL          | 750                           | \$4,500        | \$1,500                    | \$1,500      | \$0                           | \$0                          | \$7,500                      |                              |
| SABIN MIDDLE SCHOOL           | 737                           | \$5,000        | \$1,500                    | \$500        | \$1,500                       | \$700                        | \$9,200                      |                              |
| CORTEZ MIDDLE SCHOOL          | 731                           | \$7,967        | \$100                      | \$700        | \$0                           | \$1,000                      | \$9,767                      |                              |
| RUSSELL MIDDLE SCHOOL         | 725                           | \$5,000        | \$0                        | \$0          | \$0                           | \$0                          | \$5,000                      |                              |
| PLACE MIDDLE SCHOOL           | 723                           | \$8,500        | \$200                      | \$400        | \$0                           | \$300                        | \$9,400                      |                              |
| NORTHGLENN MIDDLE SCHOOL      | 721                           | \$15,200       | \$1,000                    | \$1,000      | \$1,000                       | \$800                        | \$19,000                     |                              |
| CONRAD BALL MIDDLE SCHOOL     | 721                           | \$13,375       | \$500                      | \$0          | \$0                           | \$2,000                      | \$15,875                     |                              |
| WESTVIEW MIDDLE SCHOOL        | 717                           | \$3,000        | \$500                      | \$0          | \$500                         | \$1,500                      | \$5,500                      |                              |
| EVERITT MIDDLE SCHOOL         | 710                           | \$1,900        | \$100                      | \$100        | \$0                           | \$100                        | \$2,200                      |                              |
| <b>Average</b>                | <b>800</b>                    | <b>\$7,002</b> | <b>\$843</b>               | <b>\$702</b> | <b>\$978</b>                  | <b>\$1,641</b>               | <b>\$11,166</b>              |                              |

## Statistics and Input-Output Measures for School Library Media Centers in Colorado 2000

| <u>SCHOOL IDENTIFICATION</u> |                           | Enroll- District       | Address          | City      | County | Zip  |
|------------------------------|---------------------------|------------------------|------------------|-----------|--------|------|
| School Name                  | ment Name                 | Address                | City             | County    | Code   | Code |
| Jr High/Middle 500-699       |                           |                        |                  |           |        |      |
| EVERGREEN MIDDLE SCHOOL      | 696 Jefferson County R-1  | 2059 Hiwan Dr.         | Evergreen        | Jefferson | 80439  |      |
| RONCALLI MIDDLE SCHOOL       | 686 Pueblo City 60        | 4202 Highway 78        | Pueblo           | Pueblo    | 81005  |      |
| LOUISVILLE MIDDLE SCHOOL     | 677 Boulder Valley RE 2   | 1341 Main Street       | Louisville       | Boulder   | 80027  |      |
| CANON CITY MIDDLE SCHOOL     | 676 Canon City RE-1       | 1215 Main              | Canon City       | Fremont   | 81212  |      |
| KEARNEY MIDDLE SCHOOL        | 663 Adams County 14       | 6160 Kearney Street    | Commerce City    | Adams     | 80022  |      |
| CHALLENGER MIDDLE SCHOOL     | 653 Academy 20            | 10215 Lexington        | Colorado Springs | El Paso   | 80920  |      |
| CREIGHTON MIDDLE SCHOOL      | 645 Jefferson County R-1  | 75 Independence Avenue | Lakewood         | Jefferson | 80226  |      |
| FRUITA MIDDLE SCHOOL         | 638 Mesa County Valley 51 | 2115 Grand Avenue      | Grand Junction   | Mesa      | 81501  |      |
| MT GARFIELD MIDDLE SCHOOL    | 635 Mesa County Valley 51 | 3475 Front Street      | Clifton          | Mesa      | 81520  |      |
| LUKAS ELEMENTARY SCHOOL      | 634 Jefferson County R-1  | 9650 W 97th Avenue     | Westminster      | Jefferson | 80021  |      |
| ADAMS CITY MIDDLE SCHOOL     | 629 Adams County 14       | 4451 E 72nd Avenue     | Commerce City    | Adams     | 80022  |      |
| NEVIN PLATT MIDDLE SCHOOL    | 625 Boulder Valley RE 2   | 6096 Baseline Rd       | Boulder          | Boulder   | 80303  |      |
| BAKER MIDDLE SCHOOL          | 625 Denver County 1       | 574 West Sixth Ave.    | Denver           | Denver    | 80204  |      |
| M. SCOTT CARPENTER MIDDLE    | 624 Westminster 50        | 7001 Lipan Street      | Denver           | Adams     | 80221  |      |
| SHAW HEIGHTS MIDDLE SCHOOL   | 614 Westminster 50        | 8780 Circle Drive      | Westminster      | Adams     | 80031  |      |
| CHEYENNE MTN JR HIGH SCH     | 599 Cheyenne Mountain 12  | 1200 W Cheyenne Road   | Colorado Springs | El Paso   | 80906  |      |
| ORTEGA MIDDLE SCHOOL         | 573 Alamosa RE-11J        | 401 Victoria Avenue    | Alamosa          | Alamosa   | 81101  |      |
| ELIZABETH MIDDLE SCHOOL      | 566 Elizabeth C-1         | 34427 Cty Rd 13        | Elizabeth        | Elbert    | 80107  |      |
| STERLING MIDDLE SCHOOL       | 561 Valley RE-1           | 1177 Pawnee Avenue     | Sterling         | Logan     | 80751  |      |
| JOHN DEWEY MIDDLE SCHOOL     | 539 Mapleton 1            | 7480 Conifer Rd        | Denver           | Adams     | 80221  |      |
| ESCALANTE MIDDLE SCHOOL      | 526 Durango 9-R           | 201 E. 12th St.        | Durango, CO      | LaPlata   | 81301  |      |
| JANITELL JUNIOR HIGH SCHOOL  | 526 Widefield 3           | 7635 Fountain Mesa Rd. | Fountain         | El Paso   | 80817  |      |
| VIKAN MIDDLE SCHOOL          | 503 Brighton 27J          | 879 Jessup Street      | Brighton         | Adams     | 80601  |      |
| <b>Average</b>               | <b>614</b>                |                        |                  |           |        |      |



## Statistics and Input-Output Measures for School Library Media Centers in Colorado 2000

### Respondent Identification

#### SCHOOL IDENTIFICATION

#### Enrollment Respondent

| School Name | Title | Phone | Fax | E-mail |
|-------------|-------|-------|-----|--------|
|-------------|-------|-------|-----|--------|

Jr High/Middle 500-699

|                             |                                 |              |              |                                   |
|-----------------------------|---------------------------------|--------------|--------------|-----------------------------------|
| EVERGREEN MIDDLE SCHOOL     | Library Media Center Specialist | 303-982-5020 | 303-982-5021 | tnellis@jeffco.k12.co.us          |
| RONCALLI MIDDLE SCHOOL      | Media/Technology Specialist     | 719-549-7450 | 719-549-7469 | timothy@sni.net                   |
| LOUISVILLE MIDDLE SCHOOL    | Media Specialist                | 303-666-6503 | 303-666-6503 | braly@bvvsd.k12.co.us             |
| CANON CITY MIDDLE SCHOOL    | Media Specialist                | 719-276-5764 | 719-276-5795 | carlj@canon.k12.co.us             |
| KEARNEY MIDDLE SCHOOL       | Media Specialist                | 303-853-5538 | 303-287-0432 | mmckenzi@acsd14.k12.co.us         |
| CHALLENGER MIDDLE SCHOOL    | Library Media Specialist        | 719-598-1007 | 719-594-6815 | blinnen@d20.co.edu                |
| CREIGHTON MIDDLE SCHOOL     | Library Info Specialist         | 303-982-6282 | 303-982-6283 | jwilliam@jeffco.k12.co.us         |
| FRUITA MIDDLE SCHOOL        | Librarian                       | 970-858-3621 | 970-858-0486 | joanh@mesa.k12.co.us              |
| MT GARFIELD MIDDLE SCHOOL   | Media Specialist                | 970-464-0533 | 970-464-0276 | sherrieg@mesa.k12.co.us           |
| LUKAS ELEMENTARY SCHOOL     | LMC Specialist                  | 303-982-0368 | 303-982-0369 | aweishei@jeffco.k23.co.us         |
| ADAMS CITY MIDDLE SCHOOL    | Media Specialist                | 303-853-5419 |              |                                   |
| NEVIN PLATT MIDDLE SCHOOL   | Library Media Specialist        | 303-499-6800 | 303-499-0628 | emurphy@bvvsd.k12.co.us           |
| BAKER MIDDLE SCHOOL         | Mr.                             |              |              | dave_sanger@dpsk12.org            |
| M. SCOTT CARPENTER MIDDLE   | Media Specialist                | 303 428-8583 | 303 430-6476 | dedlowitz@adams50.k12.co.us       |
| SHAW HEIGHTS MIDDLE SCHOOL  | Librarian                       | 303-428-9533 | 303-650-6859 | landerson@adams50.k12.co.us       |
| CHEYENNE MTN JR HIGH SCH    | Librarian                       | 719-475-6120 | 719-475-6123 | riese@cmsd.k12.co.us              |
| ORTEGA MIDDLE SCHOOL        | Media Specialist                | 719-587-1672 | 719-587-1736 | bgallegos@alamosa.k12.co.us       |
| ELIZABETH MIDDLE SCHOOL     | Librarian                       | 303-646-1792 |              | genann_keller@ceo.cudenver.edu    |
| STERLING MIDDLE SCHOOL      |                                 | 970-522-1041 | 970-522-0306 | ngia@ria.net                      |
| JOHN DEWEY MIDDLE SCHOOL    | Media Specialist                | 303-853-1709 | 303-853-1756 | kdoyle@acsdl.k12.co.us            |
| ESCALANTE MIDDLE SCHOOL     | Info Specialist                 | 970-247-9490 | 970-385-1194 | cstahn@durango.k12.co.us          |
| JANITELL JUNIOR HIGH SCHOOL | Librarian                       | 719 391-3322 | 719 390-7869 | schmidtj@wsd3.k12.co.us           |
| VIKAN MIDDLE SCHOOL         | Library Media Specialist        | 303-655-4050 | 303-655-2881 | jjohnson@brightonps27-j.k12.co.us |

Average 614

## Statistics and Input-Output Measures for School Library Media Centers in Colorado 2000

| SCHOOL IDENTIFICATION         | Service Hours Per Typical Week |               |                             |                           |                 | Library Media Staffing Per Typical Week |                            |                      |                              |                              |           |
|-------------------------------|--------------------------------|---------------|-----------------------------|---------------------------|-----------------|---|----------------------------|----------------------|------------------------------|------------------------------|-----------|
|                               | Enroll-<br>ment                | Open - School |                             | Hours<br>After<br>4:00 PM | Summer<br>Hours | Number<br>of LMS                        | Total                      |                      | Number<br>of entire<br>staff | Hours<br>for entire<br>staff |           |
|                               |                                | Hours         | Closed -<br>School<br>Hours |                           |                 |   | Hours<br>of other<br>staff | hours<br>other staff |                              |                              |           |
| <b>Jr High/Middle 500-699</b> |                                |               |                             |                           |                 |   |                            |                      |                              |                              |           |
| EVERGREEN MIDDLE SCHOOL       | 696                            | 40            | 0                           | 0                         | 0               | 1                                       | 40                         | 1                    | 15                           | 2                            | 55        |
| RONCALLI MIDDLE SCHOOL        | 686                            | 45            | 0                           | 0                         | 0               | 1                                       | 45                         | 0                    | 0                            | 1                            | 45        |
| LOUISVILLE MIDDLE SCHOOL      | 677                            | 38            | 0                           | 0                         | 0               | 1                                       | 45                         | 1                    | 5                            | 2                            | 50        |
| CANON CITY MIDDLE SCHOOL      | 676                            | 31            | 5                           | 0                         | 0               | 1                                       | 43                         | 0                    | 0                            | 1                            | 43        |
| KEARNEY MIDDLE SCHOOL         | 663                            | 31            | 7                           | 0                         | 0               | 0                                       | 38                         | 0                    | 0                            | 0                            | 38        |
| CHALLENGER MIDDLE SCHOOL      | 653                            | 35            | 0                           | 0                         | 14              | 1                                       | 40                         | 2                    | 54                           | 3                            | 94        |
| CREIGHTON MIDDLE SCHOOL       | 645                            | 40            | 0                           | 0                         | 0               | 1                                       | 40                         | 1                    | 25                           | 2                            | 65        |
| FRUITA MIDDLE SCHOOL          | 638                            | 40            | 0                           | 0                         | 0               | 1                                       | 40                         | 1                    | 40                           | 2                            | 80        |
| MT GARFIELD MIDDLE SCHOOL     | 635                            | 40            | 0                           | 2                         | 0               | 1                                       | 40                         | 1                    | 40                           | 2                            | 80        |
| LUKAS ELEMENTARY SCHOOL       | 634                            | 40            | 0                           | 5                         | 0               | 1                                       | 40                         | 1                    | 23                           | 2                            | 63        |
| ADAMS CITY MIDDLE SCHOOL      | 629                            | 37            | 3                           | 0                         | 0               | 1                                       | 40                         | 0                    | 0                            | 1                            | 40        |
| NEVIN PLATT MIDDLE SCHOOL     | 625                            | 40            | 0                           | 0                         | 0               | 1                                       | 40                         | 1                    | 3                            | 2                            | 43        |
| BAKER MIDDLE SCHOOL           | 625                            | 37            | 0                           | 0                         | 0               | 1                                       | 40                         | 0                    | 0                            | 1                            | 40        |
| M. SCOTT CARPENTER MIDDLE     | 624                            | 40            | 0                           | 4                         | 0               | 1                                       | 38                         | 1                    | 40                           | 2                            | 78        |
| SHAW HEIGHTS MIDDLE SCHOOL    | 614                            | 45            | 0                           | 1                         | 0               | 1                                       | 34                         | 1                    | 38                           | 2                            | 71        |
| CHEYENNE MTN JR HIGH SCH      | 599                            | 40            | 0                           | 0                         | 0               | 1                                       | 40                         | 0                    | 0                            | 1                            | 40        |
| ORTEGA MIDDLE SCHOOL          | 573                            | 41            | 0                           | 1                         | 8               | 1                                       | 38                         | 1                    | 40                           | 2                            | 78        |
| ELIZABETH MIDDLE SCHOOL       | 566                            | 40            | 0                           | 0                         | 0               | 1                                       | 40                         | 1                    | 40                           | 2                            | 80        |
| STERLING MIDDLE SCHOOL        | 561                            | 35            | 0                           | 0                         | 0               | 1                                       | 40                         | 1                    | 40                           | 2                            | 80        |
| JOHN DEWEY MIDDLE SCHOOL      | 539                            | 35            | 3                           | 0                         | 0               | 1                                       | 38                         | 0                    | 0                            | 1                            | 38        |
| ESCALANTE MIDDLE SCHOOL       | 526                            | 40            | 0                           | 0                         | 0               | 1                                       | 40                         | 1                    | 34                           | 2                            | 74        |
| JANITELL JUNIOR HIGH SCHOOL   | 526                            | 9             | 0                           | 0                         | 0               | 1                                       | 45                         | 1                    | 25                           | 2                            | 70        |
| VIKAN MIDDLE SCHOOL           | 503                            | 35            | 1                           | 0                         | 0               | 1                                       | 19                         | 1                    | 40                           | 2                            | 59        |
| <b>Average</b>                | <b>614</b>                     | <b>37</b>     | <b>1</b>                    | <b>1</b>                  | <b>1</b>        | <b>1</b>                                | <b>39</b>                  | <b>1</b>             | <b>22</b>                    | <b>2</b>                     | <b>61</b> |

## Statistics and Input-Output Measures for School Library Media Centers in Colorado 2000

### Activities of Paid Staff Per Typical Week

#### Collaboration

| SCHOOL IDENTIFICATION         | Enrollment | Plan with Teachers |              | Co-op Teaching |              | Co-op Teaching |              | Providing Inservice |              | Providing Inservice |              | Read/Incentive Activities |              | Read/Incentive Activities |              | Collection Development |              | Collection Development |              |          |
|-------------------------------|------------|--------------------|--------------|----------------|--------------|----------------|--------------|---------------------|--------------|---------------------|--------------|---------------------------|--------------|---------------------------|--------------|------------------------|--------------|------------------------|--------------|----------|
|                               |            | Contract           | Non-Contract | Contract       | Non-Contract | Contract       | Non-Contract | Contract            | Non-Contract | Contract            | Non-Contract | Contract                  | Non-Contract | Contract                  | Non-Contract | Contract               | Non-Contract | Contract               | Non-Contract |          |
| <b>Jr High/Middle 500-699</b> |            |                    |              |                |              |                |              |                     |              |                     |              |                           |              |                           |              |                        |              |                        |              |          |
| EVERGREEN MIDDLE SCHOOL       | 696        | 2                  |              | 18             |              | 0              |              |                     |              |                     |              | 2                         | 1            | 2                         | 1            | 2                      | 1            |                        |              |          |
| RONCALLI MIDDLE SCHOOL        | 686        | 2                  | 1            | 4              | 1            | 1              | 1            | 1                   |              |                     |              | 5                         | 1            | 5                         | 1            | 5                      | 1            |                        |              |          |
| LOUISVILLE MIDDLE SCHOOL      | 677        | 15                 |              | 15             |              | 0              |              |                     |              |                     |              | 0                         |              |                           |              |                        |              |                        |              |          |
| CANON CITY MIDDLE SCHOOL      | 676        | 4                  | 2            | 15             | 2            | 0              | 0            | 0                   |              |                     |              | 4                         | 0            | 4                         | 0            | 4                      | 0            |                        |              |          |
| KEARNEY MIDDLE SCHOOL         | 663        | 4                  |              | 3              |              | 0              |              |                     |              |                     |              | 1                         |              | 2                         |              | 2                      |              |                        |              |          |
| CHALLENGER MIDDLE SCHOOL      | 653        | 4                  | 2            | 40             | 2            | 4              | 2            | 2                   |              |                     |              | 5                         | 2            | 2                         | 2            | 2                      | 2            |                        |              |          |
| CREIGHTON MIDDLE SCHOOL       | 645        | 1                  |              | 10             |              | 1              |              |                     |              |                     |              | 1                         |              | 3                         |              | 3                      |              |                        |              |          |
| FRUITA MIDDLE SCHOOL          | 638        | 3                  | 2            | 15             | 3            | 1              | 1            | 1                   |              |                     |              | 2                         |              | 5                         |              | 5                      |              |                        |              |          |
| MT GARFIELD MIDDLE SCHOOL     | 635        | 5                  | 1            | 18             |              | 5              |              |                     |              |                     |              | 2                         |              | 2                         |              | 4                      |              |                        |              |          |
| LUKAS ELEMENTARY SCHOOL       | 634        | 5                  | 5            | 8              |              | 2              |              |                     |              |                     |              | 10                        |              | 3                         |              | 3                      |              |                        |              |          |
| ADAMS CITY MIDDLE SCHOOL      | 629        | 4                  |              | 3              |              | 1              |              |                     |              |                     |              | 3                         |              | 2                         |              | 2                      |              |                        |              |          |
| NEVIN PLATT MIDDLE SCHOOL     | 625        | 5                  |              | 6              |              | 0              |              |                     |              |                     |              | 15                        |              | 3                         |              | 3                      |              |                        |              |          |
| BAKER MIDDLE SCHOOL           | 625        | 4                  | 0            | 20             | 0            | 1              | 1            | 1                   |              |                     |              | 1                         | 0            | 5                         | 0            | 5                      | 1            |                        |              |          |
| M. SCOTT CARPENTER MIDDLE     | 624        | 5                  |              | 24             |              | 1              |              |                     |              |                     |              | 1                         |              | 10                        |              | 10                     |              |                        |              |          |
| SHAW HEIGHTS MIDDLE SCHOOL    | 614        | 19                 |              | 11             |              | 0              |              |                     |              |                     |              | 16                        |              | 8                         |              | 8                      |              |                        |              |          |
| CHEYENNE MTN JR HIGH SCH      | 599        | 1                  |              | 10             |              | 0              |              |                     |              |                     |              | 1                         |              | 1                         |              | 1                      |              |                        |              |          |
| ORTEGA MIDDLE SCHOOL          | 573        | 3                  |              | 25             |              | 0              |              |                     |              |                     |              | 3                         |              | 6                         |              | 6                      |              |                        |              |          |
| ELIZABETH MIDDLE SCHOOL       | 566        | 1                  |              | 10             |              | 0              |              |                     |              |                     |              | 2                         |              | 10                        |              | 10                     |              |                        |              |          |
| STERLING MIDDLE SCHOOL        | 561        | 14                 |              | 20             |              | 1              |              |                     |              |                     |              | 1                         |              | 5                         |              | 5                      |              |                        |              |          |
| JOHN DEWEY MIDDLE SCHOOL      | 539        | 3                  |              | 15             |              | 2              |              |                     |              |                     |              | 1                         |              | 3                         |              | 3                      |              |                        |              |          |
| ESCALANTE MIDDLE SCHOOL       | 526        | 5                  |              | 20             |              | 3              | 0            | 0                   |              |                     |              | 2                         |              | 3                         |              | 3                      |              |                        |              |          |
| JANITELL JUNIOR HIGH SCHOOL   | 526        | 2                  |              | 8              |              | 0              |              |                     |              |                     |              | 1                         |              | 3                         |              | 3                      |              |                        |              |          |
| VIKAN MIDDLE SCHOOL           | 503        | 5                  |              | 5              |              | 1              |              |                     |              |                     |              | 1                         |              | 1                         |              | 1                      |              |                        |              |          |
| <b>Average</b>                | <b>614</b> | <b>5</b>           | <b>2</b>     | <b>14</b>      | <b>2</b>     | <b>1</b>       | <b>1</b>     | <b>1</b>            | <b>1</b>     | <b>1</b>            | <b>3</b>     | <b>3</b>                  | <b>1</b>     | <b>4</b>                  | <b>1</b>     | <b>4</b>               | <b>2</b>     | <b>4</b>               | <b>2</b>     | <b>2</b> |

## Statistics and Input-Output Measures for School Library Media Centers in Colorado 2000

### Activities of Paid Staff Per Typical Week (Continued)

| SCHOOL IDENTIFICATION         | Meeting w/<br>Library Staff |          | Meeting w/<br>Library Staff |          | Meeting w/<br>Administrators |          | Meeting w/<br>Administrators |          | Faculty &/or<br>Staff Meetings |          | Faculty &/or<br>Staff Meetings |          | Curriculum &/or<br>Standards |          | Curriculum &/or<br>Standards |          |
|-------------------------------|-----------------------------|----------|-----------------------------|----------|------------------------------|----------|------------------------------|----------|--------------------------------|----------|--------------------------------|----------|------------------------------|----------|------------------------------|----------|
|                               | Enroll-<br>ment             | Contract | Non-Contract                | Contract | Non-Contract                 | Contract | Non-Contract                 | Contract | Non-Contract                   | Contract | Non-Contract                   | Contract | Non-Contract                 | Contract | Non-Contract                 |          |
| <b>Jr High/Middle 500-699</b> |                             |          |                             |          |                              |          |                              |          |                                |          |                                |          |                              |          |                              |          |
| EVERGREEN MIDDLE SCHOOL       | 696                         | 1        |                             |          |                              | 0        |                              |          | 1                              |          |                                |          |                              | 0        |                              | 1        |
| RONCALLI MIDDLE SCHOOL        | 686                         | 1        | 1                           |          |                              | 1        |                              |          | 1                              |          |                                |          |                              | 5        |                              | 1        |
| LOUISVILLE MIDDLE SCHOOL      | 677                         | 2        |                             |          |                              | 0        |                              |          | 2                              |          |                                |          |                              | 0        |                              | 0        |
| CANON CITY MIDDLE SCHOOL      | 676                         | 0        | 0                           |          |                              | 0        |                              |          | 0                              |          |                                |          |                              | 0        |                              | 0        |
| KEARNEY MIDDLE SCHOOL         | 663                         | 0        |                             |          |                              | 1        |                              |          | 0                              |          |                                |          |                              | 0        |                              | 0        |
| CHALLENGER MIDDLE SCHOOL      | 653                         | 1        | 1                           |          |                              | 1        |                              |          | 1                              |          |                                |          |                              | 0        |                              | 1        |
| CREIGHTON MIDDLE SCHOOL       | 645                         | 1        |                             |          |                              | 1        |                              |          | 1                              |          |                                |          |                              | 0        |                              | 1        |
| FRUITA MIDDLE SCHOOL          | 638                         | 1        |                             |          |                              | 1        |                              |          | 1                              |          |                                |          |                              | 1        |                              | 1        |
| MT GARFIELD MIDDLE SCHOOL     | 635                         | 1        | 1                           |          |                              | 0        |                              |          |                                |          |                                |          |                              | 1        |                              | 1        |
| LUKAS ELEMENTARY SCHOOL       | 634                         | 1        |                             |          |                              | 1        |                              |          | 2                              |          |                                |          |                              | 0        |                              | 0        |
| ADAMS CITY MIDDLE SCHOOL      | 629                         | 1        |                             |          |                              | 2        |                              |          | 2                              |          |                                |          |                              | 1        |                              | 1        |
| NEVIN PLATT MIDDLE SCHOOL     | 625                         | 0        |                             |          |                              | 0        |                              |          | 1                              |          |                                |          |                              | 1        |                              | 1        |
| BAKER MIDDLE SCHOOL           | 625                         | 1        | 1                           |          |                              | 1        |                              | 0        | 1                              |          |                                |          |                              | 0        |                              | 1        |
| M. SCOTT CARPENTER MIDDLE     | 624                         | 1        |                             |          |                              | 1        |                              |          | 1                              |          |                                |          |                              | 1        |                              | 1        |
| SHAW HEIGHTS MIDDLE SCHOOL    | 614                         | 0        |                             |          |                              | 0        |                              |          | 1                              |          |                                |          |                              | 3        |                              | 0        |
| CHEYENNE MTN JR HIGH SCH      | 599                         | 0        |                             |          |                              | 0        |                              |          | 1                              |          |                                |          |                              | 0        |                              | 0        |
| ORTEGA MIDDLE SCHOOL          | 573                         | 1        |                             |          |                              | 1        |                              |          | 2                              |          |                                |          |                              | 2        |                              | 2        |
| ELIZABETH MIDDLE SCHOOL       | 566                         | 1        |                             |          |                              | 1        |                              |          | 1                              |          |                                |          |                              | 0        |                              | 0        |
| STERLING MIDDLE SCHOOL        | 561                         | 1        |                             |          |                              | 1        |                              |          | 1                              |          |                                |          |                              | 1        |                              | 1        |
| JOHN DEWEY MIDDLE SCHOOL      | 539                         | 1        |                             |          |                              | 1        |                              |          | 2                              |          |                                |          |                              | 1        |                              | 1        |
| ESCALANTE MIDDLE SCHOOL       | 526                         | 1        | 0                           |          |                              | 0        |                              | 0        | 0                              |          |                                |          |                              | 0        |                              | 0        |
| JANITELL JUNIOR HIGH SCHOOL   | 526                         | 0        |                             |          |                              | 1        |                              |          | 1                              |          |                                |          |                              | 0        |                              | 0        |
| VIKAN MIDDLE SCHOOL           | 503                         | 1        |                             |          |                              | 0        |                              |          | 1                              |          |                                |          |                              | 1        |                              | 1        |
| <b>Average</b>                | <b>614</b>                  | <b>1</b> | <b>1</b>                    |          |                              | <b>1</b> | <b>0</b>                     |          | <b>1</b>                       | <b>1</b> |                                |          |                              | <b>1</b> | <b>1</b>                     | <b>1</b> |

## Statistics and Input-Output Measures for School Library Media Centers in Colorado 2000

| SCHOOL IDENTIFICATION            | Activities of Paid Staff Per Typical Week (Continued) |                              |                                  |                               |                                  |                               |                                   |                            |                                |                                |           |          |  |  |
|----------------------------------|---|------------------------------|----------------------------------|-------------------------------|----------------------------------|-------------------------------|-----------------------------------|----------------------------|--------------------------------|--------------------------------|-----------|----------|--|--|
|                                  | Enrollment  | Technology                   |                                  |                               | Other                            |                               |                                   | Totals                     |                                |                                |           |          |  |  |
|                                  |   | Managing Technology Contract | Managing Technology Non-Contract | All Other Activities Contract | Managing Technology Non-Contract | All Other Activities Contract | All Other Activities Non-Contract | Paid Staff Weekly/Contract | Paid Staff Weekly/Non-Contract | Paid Staff Weekly/Non-Contract |           |          |  |  |
| <b>Jr High/Middle 500-699</b>    |   |                              |                                  |                               |                                  |                               |                                   |                            |                                |                                |           |          |  |  |
| EVERGREEN MIDDLE SCHOOL          | 696   | 8                            |                                  |                               |                                  |                               | 22                                | 1                          |                                |                                | 55        | 3        |  |  |
| RONCALLI MIDDLE SCHOOL           | 686   | 10                           | 5                                |                               |                                  |                               | 10                                | 5                          |                                |                                | 45        | 19       |  |  |
| LOUISVILLE MIDDLE SCHOOL         | 677   | 5                            |                                  |                               |                                  |                               | 10                                |                            |                                |                                | 49        | 0        |  |  |
| CANON CITY MIDDLE SCHOOL         | 676   | 5                            | 1                                |                               |                                  |                               | 10                                | 5                          |                                |                                | 42        | 11       |  |  |
| KEARNEY MIDDLE SCHOOL            | 663   | 3                            |                                  |                               |                                  |                               | 24                                |                            |                                |                                | 38        | 5        |  |  |
| CHALLENGER MIDDLE SCHOOL         | 653   | 15                           | 5                                |                               |                                  |                               | 22                                | 1                          |                                |                                | 94        | 14       |  |  |
| CREIGHTON MIDDLE SCHOOL          | 645   | 16                           |                                  |                               |                                  |                               | 30                                |                            |                                |                                | 65        |          |  |  |
| FRUITA MIDDLE SCHOOL             | 638   | 5                            |                                  |                               |                                  |                               | 45                                |                            |                                |                                | 80        | 8        |  |  |
| MT GARFIELD MIDDLE SCHOOL        | 635   | 20                           |                                  |                               |                                  |                               | 25                                |                            |                                |                                | 80        | 4        |  |  |
| LUKAS ELEMENTARY SCHOOL          | 634   | 8                            | 5                                |                               |                                  |                               | 23                                |                            |                                |                                | 63        | 10       |  |  |
| ADAMS CITY MIDDLE SCHOOL         | 629   | 3                            |                                  |                               |                                  |                               | 18                                |                            |                                |                                | 40        | 0        |  |  |
| NEVIN PLATT MIDDLE SCHOOL        | 625   | 5                            |                                  |                               |                                  |                               | 6                                 |                            |                                |                                | 42        | 0        |  |  |
| BAKER MIDDLE SCHOOL              | 625   | 2                            | 0                                |                               |                                  |                               | 6                                 | 0                          |                                |                                | 40        | 4        |  |  |
| M. SCOTT CARPENTER MIDDLE SCHOOL | 624   | 30                           |                                  |                               |                                  |                               | 5                                 |                            |                                |                                | 78        | 8        |  |  |
| SHAW HEIGHTS MIDDLE SCHOOL       | 614   | 7                            |                                  |                               |                                  |                               | 16                                |                            |                                |                                | 81        | 0        |  |  |
| CHEYENNE MTN JR HIGH SCH         | 599   | 8                            |                                  |                               |                                  |                               | 19                                |                            |                                |                                | 40        | 0        |  |  |
| ORTEGA MIDDLE SCHOOL             | 573   | 4                            |                                  |                               |                                  |                               | 31                                |                            |                                |                                | 78        | 0        |  |  |
| ELIZABETH MIDDLE SCHOOL          | 566   | 10                           |                                  |                               |                                  |                               | 44                                |                            |                                |                                | 80        |          |  |  |
| STERLING MIDDLE SCHOOL           | 561   | 2                            | 2                                |                               |                                  |                               | 33                                |                            |                                |                                | 80        | 7        |  |  |
| JOHN DEWEY MIDDLE SCHOOL         | 539   | 2                            |                                  |                               |                                  |                               | 9                                 |                            |                                |                                | 38        | 0        |  |  |
| ESCALANTE MIDDLE SCHOOL          | 526   | 11                           |                                  |                               |                                  |                               | 30                                |                            |                                |                                | 74        | 2        |  |  |
| JANITELL JUNIOR HIGH SCHOOL      | 526   | 26                           | 3                                |                               |                                  |                               | 28                                |                            |                                |                                | 70        | 3        |  |  |
| VIKAN MIDDLE SCHOOL              | 503   | 9                            |                                  |                               |                                  |                               | 35                                |                            |                                |                                | 59        | 0        |  |  |
| <b>Average</b>                   | <b>614</b>  | <b>9</b>                     | <b>3</b>                         |                               |                                  |                               | <b>22</b>                         | <b>3</b>                   |                                |                                | <b>61</b> | <b>5</b> |  |  |

## Statistics and Input-Output Measures for School Library Media Centers in Colorado 2000

### Computers with Access to School Library Resources

| SCHOOL IDENTIFICATION         | Enroll-<br>ment | Total Computers       |                        | Computers With Access to... |                        |                         |                        | Catalogue               |                        | Databases              |                        |           |
|-------------------------------|-----------------|-----------------------|------------------------|-----------------------------|------------------------|-------------------------|------------------------|-------------------------|------------------------|------------------------|------------------------|-----------|
|                               |                 | Located in<br>Library | Elsewhere<br>in School | Internet<br>in Library      | elsewhere<br>in School | Catalogue<br>in Library | elsewhere<br>in School | Databases<br>in Library | elsewhere<br>in School | Databases<br>in School | elsewhere<br>in School |           |
| <b>Jr High/Middle 500-699</b> |                 |                       |                        |                             |                        |                         |                        |                         |                        |                        |                        |           |
| EVERGREEN MIDDLE SCHOOL       | 696             | 14                    | 70                     | 9                           | 70                     | 12                      | 70                     | 9                       | 70                     | 9                      | 70                     | 70        |
| RONCALLI MIDDLE SCHOOL        | 686             | 50                    | 40                     | 18                          | 40                     | 5                       | 0                      | 5                       | 0                      | 5                      | 0                      | 0         |
| LOUISVILLE MIDDLE SCHOOL      | 677             | 15                    | 169                    | 15                          |                        | 7                       |                        | 8                       |                        | 8                      |                        | 169       |
| CANON CITY MIDDLE SCHOOL      | 676             | 13                    | 0                      | 13                          | 0                      | 4                       | 0                      |                         | 0                      |                        | 0                      | 0         |
| KEARNEY MIDDLE SCHOOL         | 663             | 22                    | 90                     | 22                          | 90                     | 10                      | 0                      | 22                      | 0                      | 22                     | 0                      | 90        |
| CHALLENGER MIDDLE SCHOOL      | 653             | 28                    | 250                    | 22                          | 250                    | 10                      | 0                      | 22                      | 0                      | 22                     | 0                      | 250       |
| CREIGHTON MIDDLE SCHOOL       | 645             | 20                    | 75                     | 20                          | 75                     | 20                      | 75                     | 20                      | 75                     | 20                     | 20                     | 0         |
| FRUITA MIDDLE SCHOOL          | 638             | 11                    | 75                     | 11                          | 75                     |                         |                        | 11                      |                        | 11                     |                        | 75        |
| MT GARFIELD MIDDLE SCHOOL     | 635             | 9                     | 92                     | 7                           | 90                     | 2                       | 2                      | 7                       | 2                      | 7                      | 2                      | 90        |
| LUKAS ELEMENTARY SCHOOL       | 634             | 8                     | 43                     | 8                           | 43                     | 8                       | 43                     | 1                       | 43                     | 1                      | 3                      | 3         |
| ADAMS CITY MIDDLE SCHOOL      | 629             | 7                     | 100                    | 7                           | 100                    | 7                       | 0                      | 7                       | 0                      | 7                      | 0                      | 0         |
| NEVIN PLATT MIDDLE SCHOOL     | 625             | 36                    | 0                      | 36                          | 0                      | 6                       | 0                      | 1                       | 0                      | 1                      | 0                      | 0         |
| BAKER MIDDLE SCHOOL           | 625             | 26                    | 110                    | 26                          | 110                    | 26                      | 110                    | 26                      | 110                    | 26                     | 26                     | 110       |
| M. SCOTT CARPENTER MIDDLE     | 624             | 21                    | 53                     | 21                          | 53                     | 21                      | 53                     | 21                      | 30                     | 21                     | 21                     | 53        |
| SHAW HEIGHTS MIDDLE SCHOOL    | 614             | 20                    | 0                      | 20                          | 0                      | 20                      | 0                      | 20                      | 0                      | 20                     | 0                      | 0         |
| CHEYENNE MTN JR HIGH SCH      | 599             | 34                    | 45                     | 33                          | 45                     | 34                      | 45                     | 34                      | 0                      | 34                     | 34                     | 45        |
| ORTEGA MIDDLE SCHOOL          | 573             | 13                    | 0                      | 12                          | 0                      | 7                       | 0                      | 7                       | 0                      | 7                      | 0                      | 0         |
| ELIZABETH MIDDLE SCHOOL       | 566             | 11                    | 0                      | 11                          | 0                      | 11                      | 0                      | 11                      | 0                      | 11                     | 0                      | 0         |
| STERLING MIDDLE SCHOOL        | 561             | 20                    | 140                    | 11                          | 140                    | 12                      | 140                    | 12                      | 0                      | 12                     | 12                     | 45        |
| JOHN DEWEY MIDDLE SCHOOL      | 539             | 4                     | 45                     | 4                           | 45                     | 4                       | 45                     | 4                       | 0                      | 4                      | 4                      | 45        |
| ESCALANTE MIDDLE SCHOOL       | 526             | 6                     | 113                    | 12                          | 118                    | 6                       | 118                    | 6                       | 0                      | 6                      | 6                      | 113       |
| JANITELL JUNIOR HIGH SCHOOL   | 526             | 38                    | 6                      | 35                          | 1                      | 5                       | 1                      | 35                      | 5                      | 35                     | 5                      | 12        |
| VIKAN MIDDLE SCHOOL           | 503             | 8                     | 68                     | 8                           | 68                     | 0                       | 68                     | 8                       | 0                      | 8                      | 0                      | 1         |
| <b>Average</b>                | <b>614</b>      | <b>19</b>             | <b>69</b>              | <b>17</b>                   | <b>64</b>              | <b>11</b>               | <b>64</b>              | <b>17</b>               | <b>17</b>              | <b>14</b>              | <b>14</b>              | <b>54</b> |

**Statistics and Input-Output Measures for  
School Library Media Centers in Colorado 2000**

**Internet Access for Students**

| SCHOOL IDENTIFICATION         | Enrollment | No Restrictions | Parental Permission | Grade-level Restrictions | Unrestricted from grade "blank" up | Other Restrictions | Other Restrictions - Specify    | Access via        |                          | Filter Level      |
|-------------------------------|------------|-----------------|---------------------|--------------------------|------------------------------------|--------------------|---------------------------------|-------------------|--------------------------|-------------------|
|                               |            |                 |                     |                          |                                    |                    |                                 | Pre-selected Menu | Student Terminals Filter |                   |
| <b>Jr High/Middle 500-699</b> |            |                 |                     |                          |                                    |                    |                                 |                   |                          |                   |
| EVERGREEN MIDDLE SCHOOL       | 696        | F               | T                   | F                        |                                    | F                  |                                 | F                 | All                      | Building District |
| RONCALLI MIDDLE SCHOOL        | 686        | T               | T                   | F                        |                                    | F                  |                                 | F                 | None                     | District          |
| LOUISVILLE MIDDLE SCHOOL      | 677        | F               | T                   | F                        |                                    | F                  |                                 | F                 | None                     | District          |
| CANON CITY MIDDLE SCHOOL      | 676        | F               | T                   | F                        |                                    | T                  | Must have specific assignment   | T                 | All                      | District          |
| KEARNEY MIDDLE SCHOOL         | 663        | F               | T                   | F                        |                                    | F                  |                                 | F                 | Some                     | Building District |
| CHALLENGER MIDDLE SCHOOL      | 653        | F               | T                   | F                        |                                    | F                  |                                 | F                 | All                      | District          |
| CREIGHTON MIDDLE SCHOOL       | 645        | F               | T                   | F                        |                                    | F                  |                                 | F                 | All                      | Building District |
| FRUITA MIDDLE SCHOOL          | 638        | F               | T                   | F                        |                                    | F                  |                                 | F                 | Some                     | District          |
| MT GARFIELD MIDDLE SCHOOL     | 635        | F               | T                   | F                        |                                    | F                  |                                 | F                 | None                     | District          |
| LUKAS ELEMENTARY SCHOOL       | 634        | F               | T                   | F                        |                                    | T                  | District filter program "Bess"  | F                 | All                      | District          |
| ADAMS CITY MIDDLE SCHOOL      | 629        | F               | T                   | F                        |                                    | F                  |                                 | F                 | None                     | District          |
| NEVIN PLATT MIDDLE SCHOOL     | 625        | F               | T                   | F                        |                                    | F                  |                                 | F                 | None                     | District          |
| BAKER MIDDLE SCHOOL           | 625        | F               | T                   | F                        |                                    | F                  |                                 | F                 | None                     | District          |
| M. SCOTT CARPENTER MIDDLE     | 624        | F               | T                   | F                        |                                    | F                  |                                 | F                 | All                      | District          |
| SHAW HEIGHTS MIDDLE SCHOOL    | 614        | F               | T                   | F                        |                                    | F                  |                                 | F                 | All                      | District          |
| CHEYENNE MTN JR HIGH SCH      | 599        | F               | T                   | T                        | 9                                  | T                  | Supervised access only K-8      | F                 | All                      | District          |
| ORTEGA MIDDLE SCHOOL          | 573        | F               | F                   | F                        |                                    | T                  | Teacher permission or classroom | F                 | All                      | District          |
| ELIZABETH MIDDLE SCHOOL       | 566        | F               | T                   | F                        |                                    | F                  |                                 | F                 | None                     | District          |
| STERLING MIDDLE SCHOOL        | 561        |                 |                     |                          |                                    |                    |                                 |                   | All                      | District          |
| JOHN DEWEY MIDDLE SCHOOL      | 539        | F               | T                   | F                        |                                    | F                  |                                 | F                 | All                      | District          |
| ESCALANTE MIDDLE SCHOOL       | 526        | F               | T                   | F                        |                                    | T                  | Bess Filter on all computers    | F                 | All                      | District          |
| JANITELL JUNIOR HIGH SCHOOL   | 526        | F               | T                   | F                        |                                    | F                  |                                 | F                 | None                     | District          |
| VIKAN MIDDLE SCHOOL           | 503        | F               | T                   | F                        |                                    | F                  |                                 | F                 | None                     | Building          |
| <b>Average</b>                | <b>614</b> |                 |                     |                          |                                    |                    |                                 |                   |                          |                   |

## Statistics and Input-Output Measures for School Library Media Centers in Colorado 2000

### Library Media Collection

| SCHOOL IDENTIFICATION         | Enroll-<br>ment | Print<br>volumes | Nonfiction<br>Avg.<br>© Date | Ref. Titles<br>on CD-ROM/<br>laser disk | Avg.<br>© Date | Periodical<br>Subscriptions | Audio<br>Materials | Video<br>Materials | Computer<br>Software | Online CD<br>Services |
|-------------------------------|-----------------|------------------|------------------------------|---|----------------|-----------------------------|--------------------|--------------------|----------------------|-----------------------|
| <b>Jr High/Middle 500-699</b> |                 |                  |                              |   |                |                             |                    |                    |                      |                       |
| EVERGREEN MIDDLE SCHOOL       | 696             | 12836            | 1973                         | 2                                       | 1997           | 40                          | 6                  | 261                | 0                    | T                     |
| RONCALLI MIDDLE SCHOOL        | 686             | 8158             | 1970                         | 1                                       | 1998           | 2                           | 0                  | 100                | 0                    | F                     |
| LOUISVILLE MIDDLE SCHOOL      | 677             | 12815            | 1988                         | 4                                       | 1996           | 21                          | 0                  | 295                | 0                    | T                     |
| CANON CITY MIDDLE SCHOOL      | 676             | 3030             | 1983                         | 25                                      | 1995           | 32                          | 10                 | 136                | 0                    | F                     |
| KEARNEY MIDDLE SCHOOL         | 663             | 13994            | 1975                         | 945                                     | 1998           | 15                          | 65                 | 340                | 30                   | F                     |
| CHALLENGER MIDDLE SCHOOL      | 653             | 11500            | 1985                         | 100                                     | 1996           | 25                          | 75                 | 1000               | 15                   | T                     |
| CREIGHTON MIDDLE SCHOOL       | 645             | 7000             | 1995                         | 2                                       | 1997           | 20                          | 0                  | 25                 | 10                   | T                     |
| FRUITA MIDDLE SCHOOL          | 638             |                  |                              | 3                                       | 1998           | 14                          | 43                 | 955                | 0                    | F                     |
| MT GARFIELD MIDDLE SCHOOL     | 635             | 12248            | 1990                         | 3                                       |                | 19                          |                    | 1792               |                      | T                     |
| LUKAS ELEMENTARY SCHOOL       | 634             | 12776            | 1993                         | 602                                     | 1993           | 31                          | 700                | 1605               | 30                   | F                     |
| ADAMS CITY MIDDLE SCHOOL      | 629             | 5000             | 1990                         | 8                                       | 1998           | 40                          | 40                 | 300                | 10                   | T                     |
| NEVIN PLATT MIDDLE SCHOOL     | 625             | 13000            |                              | 16                                      |                | 14                          |                    | 184                |                      | T                     |
| BAKER MIDDLE SCHOOL           | 625             | 6557             | 1993                         | 15                                      | 1996           | 35                          | 0                  | 58                 | 14                   | T                     |
| M. SCOTT CARPENTER MIDDLE     | 624             | 8304             | 1995                         | 8                                       | 1999           | 35                          | 6                  | 215                | 1                    | T                     |
| SHAW HEIGHTS MIDDLE SCHOOL    | 614             | 11604            | 1980                         | 2                                       | 1998           | 30                          | 119                | 752                | 2                    | T                     |
| CHEYENNE MTN JR HIGH SCH      | 599             | 10000            | 1985                         | 11                                      | 1997           | 29                          | 10                 | 178                | 60                   | T                     |
| ORTEGA MIDDLE SCHOOL          | 573             | 5983             |                              | 2                                       | 1998           | 40                          | 51                 | 170                | 3                    | T                     |
| ELIZABETH MIDDLE SCHOOL       | 566             | 12000            | 1990                         | 3                                       | 1990           | 20                          | 45                 | 106                | 27                   | T                     |
| STERLING MIDDLE SCHOOL        | 561             | 8925             | 1979                         | 60                                      | 1996           | 36                          | 25                 | 145                | 0                    | T                     |
| JOHN DEWEY MIDDLE SCHOOL      | 539             | 6725             | 1980                         | 18                                      | 1997           | 25                          |                    | 120                |                      | T                     |
| ESCALANTE MIDDLE SCHOOL       | 526             | 9089             | 1996                         | 10                                      | 1995           | 15                          | 75                 | 242                | 10                   | T                     |
| JANITELL JUNIOR HIGH SCHOOL   | 526             | 5688             | 1985                         | 2                                       | 1997           | 16                          | 0                  | 0                  | 1                    | T                     |
| VIKAN MIDDLE SCHOOL           | 503             | 6250             | 1984                         | 10                                      | 1997           | 20                          | 15                 | 187                | 0                    | T                     |
| <b>Average</b>                | <b>614</b>      | <b>9249</b>      | <b>1985</b>                  | <b>81</b>                               | <b>1996</b>    | <b>25</b>                   | <b>64</b>          | <b>399</b>         | <b>11</b>            |                       |



## Statistics and Input-Output Measures for School Library Media Centers in Colorado 2000

| Library Media Usage Per Typical Week |                 |              |                        |                            |                         |                            |                       |             |           |                         |           |
|--------------------------------------|-----------------|--------------|------------------------|----------------------------|-------------------------|----------------------------|-----------------------|-------------|-----------|-------------------------|-----------|
| SCHOOL IDENTIFICATION                |                 | Total Visits |                        |                            | Info Skills Instruction |                            |                       | Circulation |           | ILL & Document Delivery |           |
| School Name                          | Enroll-<br>ment | Individuals  | Classes &/or<br>Groups | Contacts w/<br>Individuals | Classes/G/Groups        | Contacts w/<br>Individuals | Materials<br>Per Week | Lending     | Borrowing | Materials<br>Per Week   | Borrowing |
| <b>Jr High/Middle 500-699</b>        |                 |              |                        |                            |                         |                            |                       |             |           |                         |           |
| EVERGREEN MIDDLE SCHOOL              | 696             | 550          | 15                     | 125                        | 1                       | 125                        | 125                   | 0           | 0         | 125                     | 0         |
| RONCALLI MIDDLE SCHOOL               | 686             | 200          | 14                     | 200                        | 14                      | 200                        | 250                   | 1           | 1         | 250                     | 1         |
| LOUISVILLE MIDDLE SCHOOL             | 677             | 1530         | 51                     | 900                        | 32                      | 900                        | 250                   | 0           | 0         | 250                     | 0         |
| CANON CITY MIDDLE SCHOOL             | 676             | 350          | 6                      | 200                        | 6                       | 200                        | 300                   | 0           | 0         | 300                     | 0         |
| KEARNEY MIDDLE SCHOOL                | 663             | 200          | 10                     | 400                        | 25                      | 400                        | 250                   | 4           | 4         | 250                     | 0         |
| CHALLENGER MIDDLE SCHOOL             | 653             | 750          | 22                     | 500                        | 21                      | 500                        | 345                   | 4           | 2         | 345                     | 2         |
| CREIGHTON MIDDLE SCHOOL              | 645             | 300          | 12                     | 100                        | 12                      | 100                        | 80                    | 0           | 0         | 80                      | 0         |
| FRUITA MIDDLE SCHOOL                 | 638             | 250          | 15                     | 15                         | 15                      | 15                         | 450                   | 3           | 2         | 450                     | 2         |
| MT GARFIELD MIDDLE SCHOOL            | 635             | 360          | 14                     | 100                        | 8                       | 100                        | 285                   | 206         | 29        | 285                     | 29        |
| LUKAS ELEMENTARY SCHOOL              | 634             | 3200         | 2                      | 700                        | 1                       | 700                        | 3000                  | 0           | 0         | 3000                    | 0         |
| ADAMS CITY MIDDLE SCHOOL             | 629             | 200          | 7                      | 30                         | 1                       | 30                         | 400                   | 1           | 1         | 400                     | 1         |
| NEVIN PLATT MIDDLE SCHOOL            | 625             | 450          | 17                     | 100                        | 5                       | 100                        | 221                   | 1           | 0         | 221                     | 0         |
| BAKER MIDDLE SCHOOL                  | 625             | 862          | 35                     | 250                        | 10                      | 250                        | 474                   | 1           | 2         | 474                     | 2         |
| M. SCOTT CARPENTER MIDDLE            | 624             | 50           | 20                     | 30                         | 8                       | 30                         | 247                   | 0           | 12        | 247                     | 12        |
| SHAW HEIGHTS MIDDLE SCHOOL           | 614             | 50           | 14                     | 10                         | 2                       | 10                         | 500                   | 0           | 10        | 500                     | 10        |
| CHEYENNE MTN JR HIGH SCH             | 599             | 231          | 26                     | 150                        | 26                      | 150                        | 145                   | 0           | 0         | 145                     | 0         |
| ORTEGA MIDDLE SCHOOL                 | 573             | 400          | 25                     | 125                        | 25                      | 125                        | 460                   | 0           | 1         | 460                     | 1         |
| ELIZABETH MIDDLE SCHOOL              | 566             | 80           | 10                     | 27                         | 10                      | 27                         | 319                   | 1           | 2         | 319                     | 2         |
| STERLING MIDDLE SCHOOL               | 561             | 250          | 10                     | 30                         | 5                       | 30                         | 165                   | 1           | 7         | 165                     | 7         |
| JOHN DEWEY MIDDLE SCHOOL             | 539             | 215          | 14                     | 80                         | 10                      | 80                         | 478                   | 4           | 1         | 478                     | 1         |
| ESCALANTE MIDDLE SCHOOL              | 526             | 433          | 39                     | 250                        | 5                       | 250                        | 250                   | 0           | 0         | 250                     | 0         |
| JANITELL JUNIOR HIGH SCHOOL          | 526             | 400          | 1                      | 50                         | 4                       | 50                         | 400                   | 0           | 1         | 400                     | 1         |
| VIKAN MIDDLE SCHOOL                  | 503             | 200          | 4                      | 100                        | 4                       | 100                        | 400                   | 0           | 0         | 400                     | 0         |
| <b>Average</b>                       | <b>614</b>      | <b>500</b>   | <b>17</b>              | <b>194</b>                 | <b>11</b>               | <b>194</b>                 | <b>427</b>            | <b>10</b>   | <b>3</b>  | <b>427</b>              | <b>3</b>  |

**Statistics and Input-Output Measures for  
School Library Media Centers in Colorado 2000**

|                               |                 | Annual Operating Expenditures |                    |               |                       |                                    |                                    |                                    |  |  |
|-------------------------------|-----------------|-------------------------------|--------------------|---------------|-----------------------|------------------------------------|------------------------------------|------------------------------------|--|--|
|                               |                 | Materials in Dollars:         |                    |               |                       |                                    |                                    |                                    |  |  |
| SCHOOL IDENTIFICATION         |                 | Electronic                    |                    | Electronic    |                       | Electronic                         |                                    | Total                              |  |  |
| School Name                   | Enroll-<br>ment | Print                         | Formats<br>(local) | Non-<br>Print | Access<br>(non-local) | Other<br>Operating<br>Expenditures | Other<br>Operating<br>Expenditures | Total<br>Operating<br>expenditures |  |  |
| <b>Jr High/Middle 500-699</b> |                 |                               |                    |               |                       |                                    |                                    |                                    |  |  |
| EVERGREEN MIDDLE SCHOOL       | 696             | \$2,150                       | \$650              | \$500         | \$1,700               | \$1,000                            | \$1,000                            | \$6,000                            |  |  |
| RONCALLI MIDDLE SCHOOL        | 686             | \$2,500                       | \$500              | \$200         | \$200                 | \$0                                | \$0                                | \$3,400                            |  |  |
| LOUISVILLE MIDDLE SCHOOL      | 677             | \$2,336                       | \$0                | \$200         | \$1,100               | \$1,150                            | \$1,150                            | \$4,786                            |  |  |
| CANON CITY MIDDLE SCHOOL      | 676             | \$9,781                       | \$1,349            | \$0           | \$0                   | \$1,012                            | \$1,012                            | \$12,142                           |  |  |
| KEARNEY MIDDLE SCHOOL         | 663             | \$5,000                       | \$850              | \$1,800       | \$1,000               | \$2,500                            | \$2,500                            | \$11,150                           |  |  |
| CHALLENGER MIDDLE SCHOOL      | 653             | \$4,000                       | \$900              | \$400         | \$2,150               | \$2,900                            | \$2,900                            | \$10,350                           |  |  |
| CREIGHTON MIDDLE SCHOOL       | 645             | \$4,000                       | \$100              | \$100         | \$1,600               | \$2,800                            | \$2,800                            | \$8,600                            |  |  |
| FRUITA MIDDLE SCHOOL          | 638             | \$4,142                       | \$400              | \$700         | \$0                   | \$500                              | \$500                              | \$5,742                            |  |  |
| MT GARFIELD MIDDLE SCHOOL     | 635             | \$5,045                       | \$200              | \$200         | \$170                 | \$100                              | \$100                              | \$5,715                            |  |  |
| LUKAS ELEMENTARY SCHOOL       | 634             | \$6,700                       | \$200              | \$200         | \$0                   | \$1,700                            | \$1,700                            | \$8,800                            |  |  |
| ADAMS CITY MIDDLE SCHOOL      | 629             | \$7,000                       | \$1,000            | \$500         | \$0                   | \$3,000                            | \$3,000                            | \$11,500                           |  |  |
| NEVIN PLATT MIDDLE SCHOOL     | 625             | \$5,400                       | \$400              | \$800         | \$400                 | \$400                              | \$400                              | \$7,400                            |  |  |
| BAKER MIDDLE SCHOOL           | 625             | \$11,983                      | \$1,000            | \$0           | \$0                   | \$2,000                            | \$2,000                            | \$14,983                           |  |  |
| M. SCOTT CARPENTER MIDDLE     | 624             | \$6,000                       | \$0                | \$0           | \$2,300               | \$2,300                            | \$2,300                            | \$10,600                           |  |  |
| SHAW HEIGHTS MIDDLE SCHOOL    | 614             | \$6,865                       | \$1,500            | \$2,000       | \$500                 | \$2,510                            | \$2,510                            | \$13,375                           |  |  |
| CHEYENNE MTN JR HIGH SCH      | 599             | \$3,771                       | \$274              | \$168         | \$217                 | \$500                              | \$500                              | \$4,930                            |  |  |
| ORTEGA MIDDLE SCHOOL          | 573             | \$5,200                       | \$0                | \$200         | \$850                 | \$3,750                            | \$3,750                            | \$10,000                           |  |  |
| ELIZABETH MIDDLE SCHOOL       | 566             | \$13,000                      | \$1,500            | \$800         | \$2,000               | \$5,060                            | \$5,060                            | \$22,360                           |  |  |
| STERLING MIDDLE SCHOOL        | 561             | \$3,700                       | \$200              | \$200         | \$500                 | \$0                                | \$0                                | \$4,600                            |  |  |
| JOHN DEWEY MIDDLE SCHOOL      | 539             | \$2,000                       | \$200              | \$50          | \$0                   | \$1,900                            | \$1,900                            | \$4,150                            |  |  |
| ESCALANTE MIDDLE SCHOOL       | 526             | \$8,000                       | \$2,000            | \$175         | \$0                   | \$6,625                            | \$6,625                            | \$16,800                           |  |  |
| JANITELL JUNIOR HIGH SCHOOL   | 526             | \$4,000                       | \$0                | \$0           | \$519                 | \$1,000                            | \$1,000                            | \$5,519                            |  |  |
| VIKAN MIDDLE SCHOOL           | 503             | \$1,500                       | \$0                | \$200         | \$1,500               | \$800                              | \$800                              | \$4,000                            |  |  |
| <b>Average</b>                | <b>614</b>      | <b>\$5,394</b>                | <b>\$575</b>       | <b>\$408</b>  | <b>\$726</b>          | <b>\$1,892</b>                     | <b>\$1,892</b>                     | <b>\$8,996</b>                     |  |  |

**Statistics and Input-Output Measures for  
School Library Media Centers in Colorado 2000**

**SCHOOL IDENTIFICATION**

| School Name                   | Enrollment | District Name           | Address                        | City             | County   | Zip Code |
|-------------------------------|------------|-------------------------|--------------------------------|------------------|----------|----------|
| <b>Jr High/Middle 300-499</b> |            |                         |                                |                  |          |          |
| SHERIDAN MIDDLE SCHOOL        | 499        | Sheridan 2              | 4107 S Federal Blvd            | Englewood        | Arapahoe | 80110    |
| RIFLE MIDDLE SCHOOL           | 498        | Garfield RE-2           | 200 West 6th Street            | Rifle            | Garfield | 81650    |
| GLENWOOD SPRINGS MIDDLE       | 481        | Roaring Fork RE-1       | 120 Soccer Field Road          | Glenwood Springs | Garfield | 81601    |
| OVERLAND TRAIL MIDDLE SCH     | 479        | Brighton 27J            | 455 N 19th Avenue              | Brighton         | Adams    | 80601    |
| FORT MORGAN MIDDLE            | 473        | Fort Morgan RE-3        | 300 Deuel                      | Fort Morgan      | Morgan   | 80701    |
| CORWIN MIDDLE SCHOOL          | 454        | Pueblo City 60          | 1500 Lakeview Ave              | Pueblo           | Pueblo   | 81004    |
| WATSON JUNIOR HIGH SCHOOL     | 453        | Widefield 3             | 136 Fontaine Blvd              | Colorado Springs | El Paso  | 80911    |
| FALCON MIDDLE SCHOOL          | 447        | Falcon 49               | 11955 Highway 24               | Falcon           | El Paso  | 80831    |
| EAGLE VALLEY MIDDLE SCHOOL    | 445        | Eagle County RE 50      | P.O. Box 1019                  | Eagle            | Eagle    | 81631    |
| EAST MIDDLE SCHOOL            | 444        | Mesa County Valley 51   | 830 Gunnison Ave.              | Grand Junction   | Mesa     | 81501    |
| LAMAR MIDDLE SCHOOL           | 440        | Lamar RE-2              | 104 W Park                     | Lamar            | Prowers  | 81052    |
| LA JUNTA MIDDLE SCHOOL        | 430        | East Otero R-1          | 901 Smithland                  | La Junta         | Otero    | 81050    |
| GRANT MIDDLE SCHOOL           | 426        | Denver County 1         | 1751 S. Washington Street      | Denver           | Denver   | 80210    |
| BASALT MIDDLE SCHOOL          | 423        | Roaring Fork RE-1       | 51 School St.                  | Basalt           | Eagle    | 81621    |
| ASPEN MIDDLE SCHOOL           | 415        | Aspen 1                 | 235 High School Road           | Aspen            | Pitkin   | 81611    |
| EATON MIDDLE SCHOOL           | 413        | Eaton RE-2              | 225 Juniper Avenue             | Eaton            | Weid     | 80615    |
| MEAD MIDDLE SCHOOL            | 394        | St Vrain Valley RE 1J   | PO Box 646 620 Welker Ave      | Mead             | Boulder  | 80542    |
| CARSON MIDDLE SCHOOL          | 392        | Fountain 8              | 6200 Prussman Blvd.            | Ft. Carson       | El Paso  | 80913    |
| PLEASANT VIEW MIDDLE SCH      | 391        | Pueblo County Rural 70  | 23600 Everett Road             | Pueblo           | Pueblo   | 81006    |
| YUMA MIDDLE SCHOOL            | 349        | West Yuma RJ-1          | 500 S. Elm                     | Yuma             | Yuma     | 80759    |
| MANITOU SPRINGS MIDDLE SCH    | 340        | Manitou Springs 14      | 415 El Monte Place             | Manitou Springs  | El Paso  | 80829    |
| CASEY MIDDLE SCHOOL           | 337        | Boulder Valley RE 2     | 2410 - 13th Street             | Boulder          | Boulder  | 80304    |
| GUNNISON MIDDLE SCHOOL        | 326        | Gunnison Watershed RE1J | 1099 North 11 Street           | Gunnison         | Gunnison | 81230    |
| ESTES PARK MIDDLE SCHOOL      | 314        | Park R-3                | 1500 Manford Ave., PO Box 1140 | Estes Park       | Larimer  | 80517    |
| <b>Average</b>                | <b>419</b> |                         |                                |                  |          |          |

## Statistics and Input-Output Measures for School Library Media Centers in Colorado 2000

### Respondent Identification

#### SCHOOL IDENTIFICATION

| School Name                   | Enrollment | Name of Respondent   | Title                     | Phone        | Fax          | E-mail                                 |
|-------------------------------|------------|----------------------|---------------------------|--------------|--------------|--|
| <b>Jr High/Middle 300-499</b> |            |                      |                           |              |              |  |
| SHERIDAN MIDDLE SCHOOL        | 499        | Winnie Barnes        | Library Media Coordinator | 303-789-1865 | 303-781-5025 |  |
| RIFLE MIDDLE SCHOOL           | 498        | Roberta Garcia       | Library Clerk             | 970-625-7908 | 970-625-7930 | RobertaGarcia@garfieldre2.k12.co.us    |
| GLENWOOD SPRINGS MIDDLE       | 481        | Mrs. Terrie Drake    | Media Specialist          | 970-384-5515 | 970-384-5505 | tdrake@rfsd.k12.co.us                  |
| OVERLAND TRAIL MIDDLE SCH     | 479        | Jill Johnson         | Library Media Specialist  | 303-655-4000 | 303-655-2880 | jjohnson@brightonps27-j.k12.co.us      |
| FORT MORGAN MIDDLE            | 473        | Lucinda M Matthews   | Library Secretary         | 970-867-8253 | 970-867-4876 |  |
| CORWIN MIDDLE SCHOOL          | 454        | Lou Pecek, Jr        | Media Specialist          | 719-549-7400 | 719-564-2773 | ipecek@csn.net                         |
| WATSON JUNIOR HIGH SCHOOL     | 453        | John Thomas          | Librarian                 | 719-391-3269 | 719-392-3419 | thomasj@wsd3.k12.co.us                 |
| FALCON MIDDLE SCHOOL          | 447        | Kathy Machotka       | Library Media Specialist  | 719-495-5225 | 719-495-5230 |  |
| EAGLE VALLEY MIDDLE SCHOOL    | 445        | Barbara Romersheuser | Media Specialist          | 970-328-6224 | 970-328-6430 | bromer@ecsd.re50j.k12.co.us            |
| EAST MIDDLE SCHOOL            | 444        | Kim Sutherland       | Library Media Specialist  | 970-242-0512 | 970-242-0513 | kims@mesa.k12.co.us                    |
| LAMAR MIDDLE SCHOOL           | 440        | Caroline Hedge       | Librarian                 | 719-336-7436 | 719-336-5457 | carosue@ruralnet.net                   |
| LA JUNTA MIDDLE SCHOOL        | 430        | Maggie Sandoval      | Library Assistant         | 719-384-4371 | 719-384-2581 | msandoval@lajunta.k12.co.us            |
| GRANT MIDDLE SCHOOL           | 426        | Kathleen M Hinton    | Library Media Specialist  | 303-722-4633 | 303-764-6822 | khinton@dps.k12.org                    |
| BASALT MIDDLE SCHOOL          | 423        | Valerie Black        | Media Specialist          | 970-927-3181 | 970-927-4970 | vblack@rfsd.k12.co.us                  |
| ASPEN MIDDLE SCHOOL           | 415        | Patricia Hodgson     | District Librarian        | 970-925-3760 | 970-925-1205 | phodgson@skiers.ahs.aspen.k12.co.us    |
| EATON MIDDLE SCHOOL           | 413        | Robert Gartrell      | Media Specialist          | 970-454-5201 | 970-454-5205 | Rgartrell@Eaton.k12.co.us              |
| MEAD MIDDLE SCHOOL            | 394        | C Kathy Simon        | Media Specialist          | 970-535-4446 | 970-535-4434 | simon-gloria@stvrain.k12.co.us         |
| CARSON MIDDLE SCHOOL          | 392        | Mary Ernst           | School Media Specialist   | 719-382-1610 |              | mernst@ffc8.k12.co.us                  |
| PLEASANT VIEW MIDDLE SCH      | 391        | Sandi Cardinal       | Media Assistant           | 719-542-5547 | 719-545-6291 | SCardinal@district70.org               |
| YUMA MIDDLE SCHOOL            | 349        | Missie Lebsack       | Library Aide              | 970-848-2000 |              | lebsackm.yms.yisd@yuma.wyuma.k12.co.us |
| MANITOU SPRINGS MIDDLE SCH    | 340        | Russ Stamp           | Media Specialist          | 719-685-2122 | 719-685-4552 | rstamp@mssd14.k12.co.us                |
| CASEY MIDDLE SCHOOL           | 337        | Leslie Amacker       | Media Specialist          | 303-442-5235 | 303-939-9626 | amacker@bvsvd.k12.co.us                |
| GUNNISON MIDDLE SCHOOL        | 326        | Fran Carricato       | Librarian                 | 970-641-7710 | 970-641-7739 | franc@colosys.net                      |
| ESTES PARK MIDDLE SCHOOL      | 314        | Gloria Sexton        | Media Specialist          | 970-586-4439 | 970-586-1100 | gloriasexton44@hotmail.com             |
| <b>Average</b>                | <b>419</b> |                      |                           |              |              |  |

## Statistics and Input-Output Measures for School Library Media Centers in Colorado 2000

| SCHOOL IDENTIFICATION         | Service Hours Per Typical Week |               |          |                 |          | Library Media Staffing Per Typical Week |                 |                  |                                   |                                     |                              |                              |
|-------------------------------|--------------------------------|---------------|----------|-----------------|----------|---|-----------------|------------------|-----------------------------------|-------------------------------------|------------------------------|------------------------------|
|                               | Enroll-<br>ment                | Open - School |          | Closed - School |          | Hours<br>After<br>4:00 PM               | Summer<br>Hours | Number<br>of LMS | Total<br>Hours<br>of other<br>LMS | Total<br>hours<br>of other<br>staff | Number<br>of entire<br>staff | Hours<br>for entire<br>staff |
|                               |                                | Hours         | Hours    | Hours           | Hours    |   |                 |                  |                                   |                                     |                              |                              |
| <b>Jr High/Middle 300-499</b> |                                |               |          |                 |          |   |                 |                  |                                   |                                     |                              |                              |
| SHERIDAN MIDDLE SCHOOL        | 499                            | 35            | 2        | 2               | 0        | 0                                       | 0               | 0                | 2                                 | 40                                  | 2                            | 40                           |
| RIFLE MIDDLE SCHOOL           | 498                            | 40            | 3        | 0               | 0        | 0                                       | 0               | 0                | 1                                 | 40                                  | 1                            | 40                           |
| GLENWOOD SPRINGS MIDDLE       | 481                            | 41            | 0        | 0               | 0        | 0                                       | 1               | 36               | 1                                 | 20                                  | 2                            | 56                           |
| OVERLAND TRAIL MIDDLE SCH     | 479                            | 35            | 1        | 0               | 0        | 0                                       | 1               | 19               | 1                                 | 38                                  | 2                            | 56                           |
| FORT MORGAN MIDDLE            | 473                            | 45            | 0        | 2               | 0        | 0                                       | 0               | 0                | 3                                 | 75                                  | 3                            | 75                           |
| CORWIN MIDDLE SCHOOL          | 454                            | 35            | 5        | 5               | 0        | 0                                       | 1               | 40               | 0                                 | 0                                   | 1                            | 40                           |
| WATSON JUNIOR HIGH SCHOOL     | 453                            | 38            | 0        | 0               | 0        | 0                                       | 1               | 38               |                                   |                                     | 1                            | 38                           |
| FALCON MIDDLE SCHOOL          | 447                            | 35            | 3        | 0               | 0        | 0                                       | 1               | 40               |                                   |                                     | 1                            | 40                           |
| EAGLE VALLEY MIDDLE SCHOOL    | 445                            | 39            | 0        | 0               | 0        | 0                                       | 1               | 39               | 0                                 | 0                                   | 1                            | 39                           |
| EAST MIDDLE SCHOOL            | 444                            | 35            | 0        | 0               | 0        | 0                                       | 1               | 40               | 1                                 | 40                                  | 2                            | 80                           |
| LAMAR MIDDLE SCHOOL           | 440                            | 38            | 0        | 0               | 4        | 0                                       |                 |                  | 1                                 | 40                                  | 1                            | 40                           |
| LA JUNTA MIDDLE SCHOOL        | 430                            | 40            | 0        | 10              | 20       | 0                                       |                 |                  | 1                                 | 40                                  | 1                            | 40                           |
| GRANT MIDDLE SCHOOL           | 426                            | 40            | 0        | 0               | 0        | 0                                       | 1               | 40               | 0                                 | 0                                   | 1                            | 40                           |
| BASALT MIDDLE SCHOOL          | 423                            | 45            | 0        | 5               | 0        | 0                                       | 0               | 0                | 2                                 | 60                                  | 2                            | 60                           |
| ASPEN MIDDLE SCHOOL           | 415                            | 40            | 0        | 2               | 0        | 0                                       | 0               | 0                | 1                                 | 40                                  | 1                            | 40                           |
| EATON MIDDLE SCHOOL           | 413                            | 40            | 0        | 0               | 0        | 0                                       | 1               | 40               | 0                                 | 0                                   | 1                            | 40                           |
| MEAD MIDDLE SCHOOL            | 394                            | 38            | 0        | 0               | 0        | 0                                       | 1               | 38               | 1                                 | 35                                  | 2                            | 73                           |
| CARSON MIDDLE SCHOOL          | 392                            | 40            | 1        | 0               | 0        | 0                                       | 1               | 40               | 1                                 | 40                                  | 2                            | 80                           |
| PLEASANT VIEW MIDDLE SCH      | 391                            | 37            | 0        | 0               | 0        | 0                                       | 0               | 0                | 1                                 | 37                                  | 1                            | 37                           |
| YUMA MIDDLE SCHOOL            | 349                            | 40            | 0        | 0               | 0        | 0                                       | 0               | 0                | 2                                 | 45                                  | 2                            | 45                           |
| MANITOU SPRINGS MIDDLE SCH    | 340                            | 42            | 0        | 0               | 0        | 0                                       | 0               | 0                | 2                                 | 75                                  | 2                            | 75                           |
| CASEY MIDDLE SCHOOL           | 337                            | 20            | 20       | 0               | 0        | 0                                       | 1               | 20               |                                   |                                     | 1                            | 20                           |
| GUNNISON MIDDLE SCHOOL        | 326                            | 38            | 0        | 0               | 10       | 0                                       | 1               | 40               | 0                                 | 0                                   | 1                            | 40                           |
| ESTES PARK MIDDLE SCHOOL      | 314                            | 35            | 5        | 0               | 0        | 0                                       | 1               | 35               | 0                                 | 0                                   | 1                            | 35                           |
| <b>Average</b>                | <b>419</b>                     | <b>38</b>     | <b>2</b> | <b>1</b>        | <b>1</b> | <b>1</b>                                | <b>1</b>        | <b>23</b>        | <b>1</b>                          | <b>32</b>                           | <b>1</b>                     | <b>49</b>                    |

## Statistics and Input-Output Measures for School Library Media Centers in Colorado 2000

### Activities of Paid Staff Per Typical Week Collaboration

| SCHOOL IDENTIFICATION         | Enrollment | Plan with Teachers |              | Co-op Teaching |              | Providing Inservice |              | Read/ Incentive Activities |              | Read/ Incentive Activities |              | Collection Development |              |
|-------------------------------|------------|--------------------|--------------|----------------|--------------|---------------------|--------------|----------------------------|--------------|----------------------------|--------------|------------------------|--------------|
|                               |            | Contract           | Non-Contract | Contract       | Non-Contract | Contract            | Non-Contract | Contract                   | Non-Contract | Contract                   | Non-Contract | Contract               | Non-Contract |
| <b>Jr High/Middle 300-499</b> |            |                    |              |                |              |                     |              |                            |              |                            |              |                        |              |
| SHERIDAN MIDDLE SCHOOL        | 499        | 2                  |              | 10             |              | 1                   |              | 0                          |              |                            |              | 3                      |              |
| RIFLE MIDDLE SCHOOL           | 498        | 2                  |              | 2              |              |                     |              | 1                          |              |                            |              | 2                      |              |
| GLENWOOD SPRINGS MIDDLE       | 481        | 1                  |              | 6              |              | 1                   |              | 3                          |              |                            |              | 3                      |              |
| OVERLAND TRAIL MIDDLE SCH     | 479        | 4                  |              | 5              |              | 1                   |              | 1                          |              |                            |              | 1                      |              |
| FORT MORGAN MIDDLE            | 473        | 4                  |              | 24             |              | 1                   |              | 2                          |              |                            |              | 1                      |              |
| CORWIN MIDDLE SCHOOL          | 454        | 6                  |              | 15             |              | 0                   |              | 0                          |              |                            |              | 1                      |              |
| WATSON JUNIOR HIGH SCHOOL     | 453        | 6                  |              | 10             |              | 2                   |              | 0                          |              |                            |              | 2                      |              |
| FALCON MIDDLE SCHOOL          | 447        | 1                  |              | 7              |              | 1                   |              | 1                          |              |                            |              | 1                      |              |
| EAGLE VALLEY MIDDLE SCHOOL    | 445        | 4                  | 1            | 15             | 0            | 2                   | 0            | 4                          | 0            |                            |              | 5                      | 5            |
| EAST MIDDLE SCHOOL            | 444        | 12                 | 2            | 12             | 0            | 1                   | 1            | 2                          | 0            |                            |              | 10                     | 0            |
| LAMAR MIDDLE SCHOOL           | 440        | 2                  |              | 3              |              | 1                   |              | 0                          |              |                            |              | 2                      |              |
| LA JUNTA MIDDLE SCHOOL        | 430        |                    |              |                |              |                     |              |                            |              |                            |              |                        |              |
| GRANT MIDDLE SCHOOL           | 426        | 3                  |              | 18             |              | 2                   | 1            | 0                          |              |                            |              | 8                      | 2            |
| BASALT MIDDLE SCHOOL          | 423        | 5                  |              | 8              |              | 5                   |              | 1                          |              |                            |              | 2                      | 2            |
| ASPEN MIDDLE SCHOOL           | 415        | 5                  | 2            | 25             |              | 1                   |              | 3                          |              |                            |              | 2                      | 2            |
| EATON MIDDLE SCHOOL           | 413        | 5                  |              | 6              |              | 1                   |              | 0                          | 1            |                            |              | 2                      | 2            |
| MEAD MIDDLE SCHOOL            | 394        | 5                  | 1            | 5              | 0            | 1                   | 1            | 5                          | 1            |                            |              | 2                      | 3            |
| CARSON MIDDLE SCHOOL          | 392        | 4                  | 4            | 22             |              | 0                   |              | 2                          |              |                            |              | 3                      | 2            |
| PLEASANT VIEW MIDDLE SCH      | 391        | 10                 | 4            | 3              | 4            | 1                   | 2            | 3                          | 2            |                            |              | 3                      | 2            |
| YUMA MIDDLE SCHOOL            | 349        | 0                  |              | 30             |              | 0                   |              | 0                          |              |                            |              | 5                      | 5            |
| MANITOU SPRINGS MIDDLE SCH    | 340        | 5                  |              | 10             |              | 4                   |              | 1                          |              |                            |              | 5                      | 5            |
| CASEY MIDDLE SCHOOL           | 337        | 1                  | 3            | 0              | 0            | 1                   | 0            | 0                          | 0            |                            |              | 3                      | 0            |
| GUNNISON MIDDLE SCHOOL        | 326        | 3                  | 1            | 16             | 0            | 2                   | 2            | 1                          | 0            |                            |              | 2                      | 1            |
| ESTES PARK MIDDLE SCHOOL      | 314        | 1                  |              | 2              |              | 0                   |              | 4                          |              |                            |              | 2                      | 2            |
| <b>Average</b>                | <b>419</b> | <b>4</b>           | <b>2</b>     | <b>11</b>      | <b>1</b>     | <b>1</b>            | <b>1</b>     | <b>1</b>                   | <b>1</b>     | <b>1</b>                   | <b>1</b>     | <b>3</b>               | <b>2</b>     |

## Statistics and Input-Output Measures for School Library Media Centers in Colorado 2000

Activities of Paid Staff Per Typical Week (Continued)  
Leadership

| SCHOOL IDENTIFICATION         | Enrollment | Meeting w/ Library Staff |              | Meeting w/ Administrators |              | Meeting w/ Faculty &/or Staff |              | Curriculum &/or Standards |          |
|-------------------------------|------------|--------------------------|--------------|---------------------------|--------------|-------------------------------|--------------|---------------------------|----------|
|                               |            | Contract                 | Non-Contract | Contract                  | Non-Contract | Contract                      | Non-Contract | Meetings                  | Contract |
| <b>Jr High/Middle 300-499</b> |            |                          |              |                           |              |                               |              |                           |          |
| SHERIDAN MIDDLE SCHOOL        | 499        | 0                        | 1            | 1                         | 1            | 1                             | 0            | 0                         | 0        |
| RIFLE MIDDLE SCHOOL           | 498        | 1                        | 1            | 1                         | 1            | 1                             | 1            | 1                         | 1        |
| GLENWOOD SPRINGS MIDDLE       | 481        | 1                        | 1            | 0                         | 0            | 1                             | 0            | 0                         | 0        |
| OVERLAND TRAIL MIDDLE SCH     | 479        | 1                        | 0            | 0                         | 0            | 1                             | 1            | 1                         | 1        |
| FORT MORGAN MIDDLE            | 473        | 1                        | 0            | 0                         | 0            | 1                             | 0            | 0                         | 0        |
| CORWIN MIDDLE SCHOOL          | 454        | 1                        | 1            | 1                         | 1            | 1                             | 1            | 1                         | 1        |
| WATSON JUNIOR HIGH SCHOOL     | 453        | 0                        | 1            | 1                         | 1            | 1                             | 0            | 0                         | 0        |
| FALCON MIDDLE SCHOOL          | 447        | 1                        | 1            | 1                         | 1            | 1                             | 0            | 0                         | 0        |
| EAGLE VALLEY MIDDLE SCHOOL    | 445        | 0                        | 0            | 0                         | 0            | 1                             | 1            | 1                         | 1        |
| EAST MIDDLE SCHOOL            | 444        | 1                        | 1            | 1                         | 0            | 1                             | 0            | 1                         | 0        |
| LAMAR MIDDLE SCHOOL           | 440        | 1                        | 0            | 0                         | 0            | 1                             | 1            | 0                         | 0        |
| LA JUNTA MIDDLE SCHOOL        | 430        | 2                        | 2            | 2                         | 2            | 2                             | 2            | 1                         | 1        |
| GRANT MIDDLE SCHOOL           | 426        | 5                        | 0            | 2                         | 2            | 2                             | 1            | 1                         | 1        |
| BASALT MIDDLE SCHOOL          | 423        | 0                        | 0            | 0                         | 0            | 1                             | 0            | 0                         | 0        |
| ASPEN MIDDLE SCHOOL           | 415        | 1                        | 0            | 0                         | 0            | 1                             | 0            | 0                         | 0        |
| EATON MIDDLE SCHOOL           | 413        | 3                        | 0            | 1                         | 0            | 1                             | 0            | 0                         | 0        |
| MEAD MIDDLE SCHOOL            | 394        | 1                        | 1            | 1                         | 1            | 1                             | 1            | 1                         | 1        |
| CARSON MIDDLE SCHOOL          | 392        | 1                        | 1            | 1                         | 1            | 1                             | 1            | 1                         | 1        |
| PLEASANT VIEW MIDDLE SCH      | 391        | 1                        | 2            | 1                         | 1            | 1                             | 1            | 1                         | 2        |
| YUMA MIDDLE SCHOOL            | 349        | 0                        | 0            | 0                         | 0            | 0                             | 0            | 0                         | 0        |
| MANITOU SPRINGS MIDDLE SCH    | 340        | 1                        | 2            | 2                         | 2            | 2                             | 1            | 1                         | 1        |
| CASEY MIDDLE SCHOOL           | 337        | 2                        | 0            | 1                         | 0            | 1                             | 0            | 0                         | 0        |
| GUNNISON MIDDLE SCHOOL        | 326        | 1                        | 1            | 1                         | 0            | 1                             | 0            | 1                         | 1        |
| ESTES PARK MIDDLE SCHOOL      | 314        | 1                        | 0            | 0                         | 0            | 1                             | 1            | 1                         | 1        |
| <b>Average</b>                | <b>419</b> | <b>1</b>                 | <b>1</b>     | <b>1</b>                  | <b>0</b>     | <b>1</b>                      | <b>0</b>     | <b>1</b>                  | <b>1</b> |

**Statistics and Input-Output Measures for  
School Library Media Centers in Colorado 2000**

| SCHOOL IDENTIFICATION         | Activities of Paid Staff Per Typical Week (Continued) |                              |                                  |                               |                                   |                              |                                  |                               |                                   |                            |                                |  |
|-------------------------------|---|------------------------------|----------------------------------|-------------------------------|-----------------------------------|------------------------------|----------------------------------|-------------------------------|-----------------------------------|----------------------------|--------------------------------|--|
|                               | Technology  |                              |                                  |                               |                                   | Other                        |                                  |                               |                                   |                            | Totals                         |  |
|                               | Enrollment  | Managing Technology Contract | Managing Technology Non-Contract | All Other Activities Contract | All Other Activities Non-Contract | Managing Technology Contract | Managing Technology Non-Contract | All Other Activities Contract | All Other Activities Non-Contract | Paid Staff Weekly/Contract | Paid Staff Weekly/Non-Contract |  |
| <b>Jr High/Middle 300-499</b> |   |                              |                                  |                               |                                   |                              |                                  |                               |                                   |                            |                                |  |
| SHERIDAN MIDDLE SCHOOL        | 499   | 2                            |                                  |                               | 20                                |                              |                                  |                               |                                   | 40                         | 0                              |  |
| RIFLE MIDDLE SCHOOL           | 498   |                              |                                  |                               | 30                                |                              |                                  |                               |                                   | 40                         | 0                              |  |
| GLENWOOD SPRINGS MIDDLE       | 481   | 13                           | 1                                |                               | 28                                | 1                            |                                  |                               |                                   | 56                         | 3                              |  |
| OVERLAND TRAIL MIDDLE SCH     | 479   | 9                            |                                  |                               | 34                                |                              |                                  |                               |                                   | 56                         | 0                              |  |
| FORT MORGAN MIDDLE            | 473   | 25                           |                                  |                               | 17                                |                              |                                  |                               |                                   | 75                         | 0                              |  |
| CORWIN MIDDLE SCHOOL          | 454   | 15                           |                                  |                               |                                   |                              |                                  |                               |                                   | 40                         | 0                              |  |
| WATSON JUNIOR HIGH SCHOOL     | 453   | 17                           |                                  |                               |                                   |                              |                                  |                               |                                   | 38                         | 0                              |  |
| FALCON MIDDLE SCHOOL          | 447   | 5                            |                                  |                               | 24                                |                              |                                  |                               |                                   | 40                         | 1                              |  |
| EAGLE VALLEY MIDDLE SCHOOL    | 445   | 2                            | 0                                |                               | 5                                 | 1                            |                                  |                               |                                   | 39                         | 9                              |  |
| EAST MIDDLE SCHOOL            | 444   | 9                            | 0                                |                               | 30                                | 0                            |                                  |                               |                                   | 80                         | 4                              |  |
| LAMAR MIDDLE SCHOOL           | 440   | 5                            |                                  |                               | 27                                | 1                            |                                  |                               |                                   | 40                         | 2                              |  |
| LA JUNTA MIDDLE SCHOOL        | 430   |                              |                                  |                               |                                   |                              |                                  |                               |                                   | 0                          | 0                              |  |
| GRANT MIDDLE SCHOOL           | 426   | 5                            | 1                                |                               |                                   | 2                            |                                  |                               |                                   | 40                         | 9                              |  |
| BASALT MIDDLE SCHOOL          | 423   | 4                            |                                  |                               | 25                                |                              |                                  |                               |                                   | 60                         |                                |  |
| ASPEN MIDDLE SCHOOL           | 415   | 2                            |                                  |                               | 1                                 |                              |                                  |                               |                                   | 40                         | 5                              |  |
| EATON MIDDLE SCHOOL           | 413   | 12                           |                                  |                               | 13                                |                              |                                  |                               |                                   | 40                         |                                |  |
| MEAD MIDDLE SCHOOL            | 394   | 20                           | 0                                |                               | 31                                | 0                            |                                  |                               |                                   | 73                         | 2                              |  |
| CARSON MIDDLE SCHOOL          | 392   | 1                            |                                  |                               | 45                                |                              |                                  |                               |                                   | 80                         | 7                              |  |
| PLEASANT VIEW MIDDLE SCH      | 391   | 3                            | 3                                |                               | 10                                | 3                            |                                  |                               |                                   | 37                         |                                |  |
| YUMA MIDDLE SCHOOL            | 349   | 5                            |                                  |                               | 5                                 |                              |                                  |                               |                                   | 45                         |                                |  |
| MANITOU SPRINGS MIDDLE SCH    | 340   | 12                           |                                  |                               | 32                                |                              |                                  |                               |                                   | 75                         |                                |  |
| CASEY MIDDLE SCHOOL           | 337   | 8                            | 5                                |                               | 3                                 | 0                            |                                  |                               |                                   | 20                         | 8                              |  |
| GUNNISON MIDDLE SCHOOL        | 326   | 3                            | 1                                |                               | 9                                 | 1                            |                                  |                               |                                   | 40                         | 8                              |  |
| ESTES PARK MIDDLE SCHOOL      | 314   | 6                            |                                  |                               | 18                                |                              |                                  |                               |                                   | 35                         | 0                              |  |
| <b>Average</b>                | <b>419</b>  | <b>8</b>                     | <b>1</b>                         |                               | <b>20</b>                         | <b>1</b>                     |                                  |                               |                                   | <b>47</b>                  | <b>3</b>                       |  |



## Statistics and Input-Output Measures for School Library Media Centers in Colorado 2000

### Computers with Access to School Library Resources

| SCHOOL IDENTIFICATION         | Enroll-<br>ment | Total Computers    |                        | Computers With Access to... |           |           |           | Catalogue |                        | Databases  |                        |           |
|-------------------------------|-----------------|--------------------|------------------------|-----------------------------|-----------|-----------|-----------|-----------|------------------------|------------|------------------------|-----------|
|                               |                 | Located<br>Library | Elsewhere<br>In School | Internet                    |           | elsewhere |           | in School | elsewhere<br>in School | in Library | elsewhere<br>in School |           |
|                               |                 |                    |                        | In Library                  | elsewhere | Catalogue | Databases |           |                        |            |                        |           |
| <b>Jr High/Middle 300-499</b> |                 |                    |                        |                             |           |           |           |           |                        |            |                        |           |
| SHERIDAN MIDDLE SCHOOL        | 499             | 1                  | 0                      | 1                           | 0         | 1         | 0         | 0         | 0                      | 1          | 1                      | 0         |
| RIFLE MIDDLE SCHOOL           | 498             | 7                  |                        | 7                           |           | 3         |           | 3         |                        | 1          | 1                      |           |
| GLENWOOD SPRINGS MIDDLE       | 481             | 31                 | 120                    | 25                          | 91        | 6         | 0         | 0         | 0                      | 25         | 5                      | 91        |
| OVERLAND TRAIL MIDDLE SCH     | 479             | 5                  | 60                     | 5                           | 60        | 0         | 0         | 0         | 0                      | 0          | 0                      | 27        |
| FORT MORGAN MIDDLE            | 473             | 33                 | 59                     | 33                          | 59        | 33        | 59        | 59        | 33                     | 33         | 33                     | 43        |
| CORWIN MIDDLE SCHOOL          | 454             | 4                  | 8                      | 4                           | 8         | 4         | 8         | 8         | 4                      | 4          | 0                      | 0         |
| WATSON JUNIOR HIGH SCHOOL     | 453             | 47                 | 59                     | 47                          | 59        | 42        | 59        | 51        | 47                     | 47         | 47                     | 51        |
| FALCON MIDDLE SCHOOL          | 447             | 9                  |                        | 9                           |           | 0         |           | 0         |                        | 0          | 0                      |           |
| EAGLE VALLEY MIDDLE SCHOOL    | 445             | 18                 | 152                    | 18                          | 152       | 18        | 152       | 152       | 18                     | 18         | 18                     | 152       |
| EAST MIDDLE SCHOOL            | 444             | 8                  | 40                     | 8                           | 40        | 3         | 40        | 0         | 0                      | 3          | 8                      | 40        |
| LAMAR MIDDLE SCHOOL           | 440             | 0                  | 0                      | 0                           | 0         | 0         | 0         | 0         | 0                      | 0          | 0                      | 0         |
| LA JUNTA MIDDLE SCHOOL        | 430             | 22                 | 0                      | 22                          | 0         | 1         | 0         | 0         | 0                      | 1          | 1                      | 0         |
| GRANT MIDDLE SCHOOL           | 426             | 10                 | 40                     | 10                          | 40        | 10        | 40        | 40        | 10                     | 10         | 10                     | 40        |
| BASALT MIDDLE SCHOOL          | 423             | 15                 | 0                      | 15                          | 0         | 6         | 0         | 0         | 6                      | 6          | 15                     | 0         |
| ASPEN MIDDLE SCHOOL           | 415             | 5                  | 100                    | 5                           | 100       | 5         | 100       | 100       | 5                      | 5          | 5                      | 100       |
| EATON MIDDLE SCHOOL           | 413             | 30                 | 54                     | 28                          | 30        | 26        | 30        | 16        | 26                     | 30         | 30                     | 16        |
| MEAD MIDDLE SCHOOL            | 394             | 13                 | 70                     | 7                           | 70        | 7         | 70        | 7         | 7                      | 7          | 7                      | 70        |
| CARSON MIDDLE SCHOOL          | 392             | 11                 | 89                     | 10                          | 89        | 11        | 89        | 89        | 11                     | 11         | 0                      | 0         |
| PLEASANT VIEW MIDDLE SCH      | 391             | 50                 | 10                     | 20                          | 5         | 0         | 5         | 0         | 0                      | 0          | 0                      | 0         |
| YUMA MIDDLE SCHOOL            | 349             | 8                  | 50                     | 7                           | 30        | 3         | 30        | 0         | 3                      | 0          | 0                      | 0         |
| MANITOU SPRINGS MIDDLE SCH    | 340             | 17                 | 55                     | 15                          | 50        | 2         | 50        | 2         | 2                      | 0          | 0                      | 0         |
| CASEY MIDDLE SCHOOL           | 337             | 7                  | 74                     | 7                           | 74        | 4         | 74        | 0         | 4                      | 0          | 7                      | 74        |
| GUNNISON MIDDLE SCHOOL        | 326             | 9                  | 170                    | 9                           | 170       | 9         | 170       | 0         | 9                      | 9          | 9                      | 0         |
| ESTES PARK MIDDLE SCHOOL      | 314             | 8                  |                        | 5                           |           | 3         |           |           | 3                      | 0          | 0                      |           |
| <b>Average</b>                | <b>419</b>      | <b>15</b>          | <b>58</b>              | <b>13</b>                   | <b>54</b> | <b>8</b>  | <b>54</b> | <b>25</b> | <b>8</b>               | <b>9</b>   | <b>9</b>               | <b>34</b> |

# Statistics and Input-Output Measures for School Library Media Centers in Colorado 2000

## Internet Access for Students

| SCHOOL IDENTIFICATION         | Enroll-ment | No Restriction | Parental Permis-sion | Grade-level Restrictions | Unrestricted from grade "blank" up | Other Restriction | Other Restrictions - Specify    | Access via        |        | Student Terminals | Filter Level |
|-------------------------------|-------------|----------------|----------------------|--------------------------|------------------------------------|-------------------|---------------------------------|-------------------|--------|-------------------|--------------|
|                               |             |                |                      |                          |                                    |                   |                                 | Pre-selected Menu | Filter |                   |              |
| <b>Jr High/Middle 300-499</b> |             |                |                      |                          |                                    |                   |                                 |                   |        |                   |              |
| SHERIDAN MIDDLE SCHOOL        | 499         | F              | T                    | F                        | F                                  | F                 |                                 | T                 | All    | District          |              |
| RIFLE MIDDLE SCHOOL           | 498         | F              | T                    | F                        | F                                  | F                 |                                 | T                 | All    | District          |              |
| GLENWOOD SPRINGS MIDDLE       | 481         | F              | T                    | F                        | F                                  | F                 |                                 | F                 | All    | District          |              |
| OVERLAND TRAIL MIDDLE SCH     | 479         | F              | T                    | F                        | F                                  | F                 |                                 | F                 | None   | Building          |              |
| FORT MORGAN MIDDLE            | 473         | F              | T                    | F                        | F                                  | F                 |                                 | F                 | All    | District          |              |
| CORWIN MIDDLE SCHOOL          | 454         | F              | T                    | F                        | F                                  | F                 |                                 | T                 | None   |                   |              |
| WATSON JUNIOR HIGH SCHOOL     | 453         | T              | F                    | F                        | F                                  | F                 |                                 | F                 | None   |                   |              |
| FALCON MIDDLE SCHOOL          | 447         | F              | T                    | F                        | F                                  | F                 |                                 | F                 | Some   | District          |              |
| EAGLE VALLEY MIDDLE SCHOOL    | 445         | F              | T                    | F                        | F                                  | F                 |                                 | F                 | All    | District          |              |
| EAST MIDDLE SCHOOL            | 444         | F              | T                    | F                        | F                                  | F                 |                                 | F                 | None   |                   |              |
| LAMAR MIDDLE SCHOOL           | 440         | F              | T                    | F                        | F                                  | F                 |                                 | F                 | Some   |                   |              |
| LA JUNTA MIDDLE SCHOOL        | 430         | F              | T                    | F                        | F                                  | F                 |                                 | F                 | Some   |                   |              |
| GRANT MIDDLE SCHOOL           | 426         | F              | T                    | T                        | F                                  | F                 |                                 | T                 | Some   | District          |              |
| BASALT MIDDLE SCHOOL          | 423         | F              | T                    | F                        | F                                  | F                 | Monitored sites; educational on | F                 | None   |                   |              |
| ASPEN MIDDLE SCHOOL           | 415         | F              | T                    | F                        | F                                  | F                 |                                 | F                 | All    | District          |              |
| EATON MIDDLE SCHOOL           | 413         | F              | T                    | F                        | F                                  | F                 | Filter-Websense                 | F                 | All    | District          |              |
| MEAD MIDDLE SCHOOL            | 394         | F              | T                    | F                        | F                                  | F                 |                                 | F                 | All    | District          |              |
| CARSON MIDDLE SCHOOL          | 392         | F              | T                    | F                        | F                                  | F                 |                                 | F                 | All    | District          |              |
| PLEASANT VIEW MIDDLE SCH      | 391         | F              | T                    | F                        | F                                  | F                 |                                 | F                 | All    | District          |              |
| YUMA MIDDLE SCHOOL            | 349         | T              | F                    | F                        | F                                  | F                 |                                 | F                 | All    | District          |              |
| MANITOU SPRINGS MIDDLE SCH    | 340         | F              | T                    | F                        | F                                  | F                 |                                 | F                 | None   | District          |              |
| CASEY MIDDLE SCHOOL           | 337         | F              | T                    | F                        | F                                  | F                 |                                 | F                 | None   | District          |              |
| GUNNISON MIDDLE SCHOOL        | 326         | F              | T                    | F                        | F                                  | F                 |                                 | F                 | None   | District          |              |
| ESTES PARK MIDDLE SCHOOL      | 314         | F              | T                    | F                        | F                                  | F                 |                                 | T                 | All    | District          |              |
| <b>Average</b>                | <b>419</b>  |                |                      |                          |                                    |                   |                                 |                   |        |                   |              |

## Statistics and Input-Output Measures for School Library Media Centers in Colorado 2000

### Library Media Collection

| <u>SCHOOL IDENTIFICATION</u>  |                         | <u>Library Media Collection</u> |                                       |  |                        |                                     |                            |                            |                              |                               |  |
|-------------------------------|-------------------------|---------------------------------|---------------------------------------|--|------------------------|-------------------------------------|----------------------------|----------------------------|------------------------------|-------------------------------|--|
| <u>School Name</u>            | <u>Enroll-<br/>ment</u> | <u>Print<br/>volumes</u>        | <u>Nonfiction<br/>Avg.<br/>@ Date</u> | <u>Ref. Titles<br/>on CD-ROM/<br/>laser disk</u> | <u>Avg.<br/>@ Date</u> | <u>Periodical<br/>Subscriptions</u> | <u>Audio<br/>Materials</u> | <u>Video<br/>Materials</u> | <u>Computer<br/>Software</u> | <u>Online CD<br/>Services</u> |  |
| <b>Jr High/Middle 300-499</b> |                         |                                 |                                       |  |                        |                                     |                            |                            |                              |                               |  |
| SHERIDAN MIDDLE SCHOOL        | 499                     | 11000                           | 1980                                  | 500  | 1990                   | 12                                  | 25                         | 200                        | 300                          | F                             |  |
| RIFLE MIDDLE SCHOOL           | 498                     | 7999                            | 1985                                  | 4  | 1997                   | 5                                   | 300                        | 70                         |                              | N                             |  |
| GLENWOOD SPRINGS MIDDLE       | 481                     | 9000                            | 1987                                  | 15   | 1998                   | 26                                  | 100                        | 650                        | 3                            | T                             |  |
| OVERLAND TRAIL MIDDLE SCH     | 479                     | 7055                            | 1980                                  | 0  |                        | 20                                  | 0                          | 139                        | 0                            | T                             |  |
| FORT MORGAN MIDDLE            | 473                     | 7234                            | 1980                                  | 13   | 1997                   | 32                                  | 52                         | 133                        |                              | F                             |  |
| CORWIN MIDDLE SCHOOL          | 454                     | 8000                            | 1970                                  | 60   | 1995                   | 31                                  | 0                          | 280                        | 32                           | F                             |  |
| WATSON JUNIOR HIGH SCHOOL     | 453                     | 7436                            |                                       | 36   |                        | 14                                  | 7                          |                            | 16                           | T                             |  |
| FALCON MIDDLE SCHOOL          | 447                     | 6271                            | 1984                                  | 21   | 1996                   | 23                                  | 0                          | 396                        | 0                            | F                             |  |
| EAGLE VALLEY MIDDLE SCHOOL    | 445                     | 11579                           | 1983                                  | 1068   | 1985                   | 25                                  | 363                        | 523                        | 250                          | T                             |  |
| EAST MIDDLE SCHOOL            | 444                     | 8425                            | 1975                                  | 10   | 1998                   | 22                                  | 526                        | 313                        | 25                           | F                             |  |
| LAMAR MIDDLE SCHOOL           | 440                     | 11280                           | 1981                                  | 1  | 2000                   | 48                                  | 10                         | 95                         | 30                           | F                             |  |
| LA JUNTA MIDDLE SCHOOL        | 430                     | 7938                            |                                       | 20   |                        | 40                                  | 8                          | 4                          | 120                          | T                             |  |
| GRANT MIDDLE SCHOOL           | 426                     | 5000                            | 1986                                  |  |                        | 17                                  |                            | 80                         | 30                           | T                             |  |
| BASALT MIDDLE SCHOOL          | 423                     | 8000                            |                                       | 10   | 1998                   | 15                                  | 30                         | 150                        | 10                           | T                             |  |
| ASPEN MIDDLE SCHOOL           | 415                     | 8000                            | 1986                                  | 350  | 1990                   | 50                                  | 25                         | 210                        | 96                           | T                             |  |
| EATON MIDDLE SCHOOL           | 413                     | 5785                            | 1990                                  | 36   | 1997                   | 27                                  | 15                         | 143                        | 29                           | T                             |  |
| MEAD MIDDLE SCHOOL            | 394                     | 8000                            | 1979                                  | 5  | 1995                   | 22                                  | 2                          | 20                         | 2                            | T                             |  |
| CARSON MIDDLE SCHOOL          | 392                     | 8096                            | 1984                                  | 8  | 1996                   | 25                                  | 0                          | 154                        | 0                            | F                             |  |
| PLEASANT VIEW MIDDLE SCH      | 391                     | 5000                            | 1990                                  | 0  |                        | 20                                  | 0                          | 0                          | 0                            | F                             |  |
| YUMA MIDDLE SCHOOL            | 349                     | 4000                            | 1978                                  | 1  | 1999                   | 25                                  | 0                          | 150                        | 0                            | T                             |  |
| MANITOU SPRINGS MIDDLE SCH    | 340                     | 5000                            | 1990                                  | 4  | 1997                   | 7                                   | 20                         | 170                        | 5                            | F                             |  |
| CASEY MIDDLE SCHOOL           | 337                     | 9800                            | 1980                                  | 6  | 1980                   | 10                                  | 48                         | 72                         | 3                            | F                             |  |
| GUNNISON MIDDLE SCHOOL        | 326                     | 2684                            |                                       | 53   | 1992                   | 27                                  | 130                        | 323                        | 9                            | T                             |  |
| ESTES PARK MIDDLE SCHOOL      | 314                     |                                 | 1990                                  | 1  | 1999                   | 40                                  | 128                        | 349                        | 2                            | F                             |  |
| <b>Average</b>                | <b>419</b>              | <b>7504</b>                     | <b>1983</b>                           | <b>97</b>  | <b>1995</b>            | <b>24</b>                           | <b>78</b>                  | <b>201</b>                 | <b>44</b>                    |                               |  |

## Statistics and Input-Output Measures for School Library Media Centers in Colorado 2000

### Library Media Usage Per Typical Week

| SCHOOL IDENTIFICATION         | Total Visits |                     | Info Skills Instruction |                            | Circulation Materials Per Week | ILL & Document Delivery |           |
|-------------------------------|--------------|---------------------|-------------------------|----------------------------|--------------------------------|-------------------------|-----------|
|                               | Enrollment   | Classes &/or Groups | Contacts w/ Individuals | Contacts w/ Classes/Groups |                                | Lending                 | Borrowing |
| <b>Jr High/Middle 300-499</b> |              |                     |                         |                            |                                |                         |           |
| SHERIDAN MIDDLE SCHOOL        | 499          | 100                 | 6                       | 115                        | 5                              | 0                       | 50        |
| RIFLE MIDDLE SCHOOL           | 498          | 750                 | 15                      | 500                        | 15                             | 10                      | 15        |
| GLENWOOD SPRINGS MIDDLE       | 481          | 375                 | 15                      | 175                        | 12                             | 1                       | 3         |
| OVERLAND TRAIL MIDDLE SCH     | 479          | 500                 | 2                       | 100                        | 4                              | 0                       | 0         |
| FORT MORGAN MIDDLE            | 473          | 750                 | 5                       | 650                        | 5                              | 5                       | 1         |
| CORWIN MIDDLE SCHOOL          | 454          | 200                 | 20                      | 50                         | 5                              | 0                       | 0         |
| WATSON JUNIOR HIGH SCHOOL     | 453          | 420                 | 20                      | 150                        | 20                             | 2                       | 1         |
| FALCON MIDDLE SCHOOL          | 447          | 378                 | 13                      | 48                         | 6                              | 2                       | 3         |
| EAGLE VALLEY MIDDLE SCHOOL    | 445          | 900                 | 35                      | 900                        | 35                             | 20                      | 20        |
| EAST MIDDLE SCHOOL            | 444          | 200                 | 8                       | 100                        | 4                              | 6                       | 17        |
| LAMAR MIDDLE SCHOOL           | 440          | 175                 | 38                      | 28                         | 2                              | 0                       | 0         |
| LA JUNTA MIDDLE SCHOOL        | 430          | 50                  | 8                       | 50                         | 8                              | 5                       | 5         |
| GRANT MIDDLE SCHOOL           | 426          | 75                  | 20                      | 40                         | 10                             | 1                       | 1         |
| BASALT MIDDLE SCHOOL          | 423          | 100                 | 5                       | 25                         | 10                             | 0                       | 0         |
| ASPEN MIDDLE SCHOOL           | 415          | 480                 | 15                      | 250                        | 15                             | 0                       | 0         |
| EATON MIDDLE SCHOOL           | 413          | 134                 | 156                     | 57                         | 132                            | 30                      | 10        |
| MEAD MIDDLE SCHOOL            | 394          | 210                 | 15                      | 25                         | 3                              | 2                       | 4         |
| CARSON MIDDLE SCHOOL          | 392          | 160                 | 19                      | 20                         | 15                             | 2                       | 2         |
| PLEASANT VIEW MIDDLE SCH      | 391          | 100                 | 5                       | 100                        | 5                              | 0                       | 0         |
| YUMA MIDDLE SCHOOL            | 349          | 100                 | 100                     | 250                        | 100                            | 5                       | 5         |
| MANITOU SPRINGS MIDDLE SCH    | 340          | 100                 | 12                      | 70                         | 12                             | 5                       | 5         |
| CASEY MIDDLE SCHOOL           | 337          | 100                 | 7                       | 20                         | 10                             | 0                       | 0         |
| GUNNISON MIDDLE SCHOOL        | 326          | 280                 | 12                      | 360                        | 16                             | 21                      | 3         |
| ESTES PARK MIDDLE SCHOOL      | 314          | 355                 | 5                       | 300                        | 3                              | 0                       | 2         |
| <b>Average</b>                | <b>419</b>   | <b>291</b>          | <b>23</b>               | <b>183</b>                 | <b>19</b>                      | <b>5</b>                | <b>6</b>  |



**Statistics and Input-Output Measures for  
School Library Media Centers in Colorado 2000**

|                               |                 | Annual Operating Expenditures |                    |                       |               |                                    |                           |                |  |
|-------------------------------|-----------------|-------------------------------|--------------------|-----------------------|---------------|------------------------------------|---------------------------|----------------|--|
|                               |                 | Materials in Dollars:         |                    |                       |               |                                    |                           |                |  |
| SCHOOL IDENTIFICATION         | Enroll-<br>ment | Electronic                    |                    |                       | Non-<br>Print | Electronic                         |                           | Total          |  |
|                               |                 | Print                         | Formats<br>(local) | Access<br>(non-local) |               | Other<br>Operating<br>Expenditures | Operating<br>expenditures |                |  |
| <b>Jr High/Middle 300-499</b> |                 |                               |                    |                       |               |                                    |                           |                |  |
| SHERIDAN MIDDLE SCHOOL        | 499             | \$800                         | \$200              | \$400                 | \$0           | \$800                              | \$2,200                   | \$10,600       |  |
| RIFLE MIDDLE SCHOOL           | 498             | \$8,000                       | \$500              | \$300                 | \$500         | \$1,300                            | \$10,600                  | \$0            |  |
| GLENWOOD SPRINGS MIDDLE       | 481             |                               |                    |                       |               |                                    |                           |                |  |
| OVERLAND TRAIL MIDDLE SCH     | 479             | \$2,500                       | \$0                | \$700                 | \$1,500       | \$1,300                            | \$6,000                   | \$8,170        |  |
| FORT MORGAN MIDDLE            | 473             | \$4,700                       | \$1,700            | \$500                 | \$250         | \$1,020                            | \$3,900                   | \$5,000        |  |
| CORWIN MIDDLE SCHOOL          | 454             | \$2,000                       | \$0                | \$0                   | \$0           | \$1,900                            | \$7,270                   | \$7,500        |  |
| WATSON JUNIOR HIGH SCHOOL     | 453             | \$3,500                       | \$0                | \$0                   | \$400         | \$600                              | \$7,500                   | \$3,996        |  |
| FALCON MIDDLE SCHOOL          | 447             | \$6,670                       | \$0                | \$0                   | \$0           | \$500                              | \$13,000                  | \$0            |  |
| EAGLE VALLEY MIDDLE SCHOOL    | 445             | \$2,775                       | \$1,000            | \$500                 | \$2,725       | \$250                              | \$3,996                   | \$13,000       |  |
| EAST MIDDLE SCHOOL            | 444             | \$3,426                       | \$150              | \$170                 | \$0           | \$250                              | \$13,000                  | \$0            |  |
| LAMAR MIDDLE SCHOOL           | 440             | \$9,000                       | \$300              | \$1,000               | \$0           | \$2,700                            | \$4,600                   | \$2,800        |  |
| LA JUNTA MIDDLE SCHOOL        | 430             |                               |                    |                       |               |                                    |                           |                |  |
| GRANT MIDDLE SCHOOL           | 426             | \$2,200                       | \$500              | \$50                  | \$850         | \$1,000                            | \$2,800                   | \$20,525       |  |
| BASALT MIDDLE SCHOOL          | 423             | \$1,000                       | \$500              | \$500                 | \$500         | \$300                              | \$8,750                   | \$4,900        |  |
| ASPEN MIDDLE SCHOOL           | 415             | \$9,425                       | \$1,300            | \$1,000               | \$8,300       | \$500                              | \$7,147                   | \$5,500        |  |
| EATON MIDDLE SCHOOL           | 413             | \$4,500                       | \$600              | \$300                 | \$1,300       | \$2,050                            | \$4,900                   | \$7,147        |  |
| MEAD MIDDLE SCHOOL            | 394             | \$3,400                       | \$300              | \$300                 | \$300         | \$600                              | \$5,500                   | \$4,000        |  |
| CARSON MIDDLE SCHOOL          | 392             | \$3,007                       | \$1,500            | \$300                 | \$300         | \$2,340                            | \$3,300                   | \$3,600        |  |
| PLEASANT VIEW MIDDLE SCH      | 391             | \$3,500                       | \$0                | \$0                   | \$0           | \$0                                | \$8,165                   | \$12,040       |  |
| YUMA MIDDLE SCHOOL            | 349             | \$3,000                       | \$0                | \$0                   | \$0           | \$1,000                            | \$3,600                   | \$8,165        |  |
| MANITOU SPRINGS MIDDLE SCH    | 340             | \$3,000                       | \$200              | \$100                 | \$0           | \$0                                | \$12,040                  | \$6,373        |  |
| CASEY MIDDLE SCHOOL           | 337             | \$1,000                       | \$0                | \$0                   | \$0           | \$2,600                            | \$8,165                   | \$12,040       |  |
| GUNNISON MIDDLE SCHOOL        | 326             | \$5,650                       | \$2,335            | \$0                   | \$180         | \$0                                | \$8,165                   | \$12,040       |  |
| ESTES PARK MIDDLE SCHOOL      | 314             | \$10,000                      | \$1,200            | \$0                   | \$0           | \$840                              | \$12,040                  | \$6,373        |  |
| <b>Average</b>                | <b>419</b>      | <b>\$4,230</b>                | <b>\$558</b>       | <b>\$291</b>          | <b>\$800</b>  | <b>\$1,123</b>                     | <b>\$6,373</b>            | <b>\$6,373</b> |  |

**Statistics and Input-Output Measures for  
School Library Media Centers in Colorado 2000**

**SCHOOL IDENTIFICATION**

| School Name                     | Enroll- District<br>ment Name | Address                 | City        | County     | Zip<br>Code |
|---------------------------------|-------------------------------|-------------------------|-------------|------------|-------------|
| <b>Jr High/Middle Under 300</b> |                               |                         |             |            |             |
| CENTAURI MIDDLE SCHOOL          | 279 North Conejos RE-1J       | 17891 State Highway 285 | La Jara     | Conejos    | 81140       |
| SOUTH VALLEY MIDDLE SCHOOL      | 278 Gilcrest RE-1             | 1004 Main Street        | Platteville | Weld       | 80651       |
| BURLINGTON MIDDLE SCHOOL        | 261 Burlington RE-6J          | 2600 Rose Avenue        | Burlington  | Kit Carson | 80807       |
| CEDAREDDGE MIDDLE SCHOOL        | 236 Delta County 50(J)        | 360 N Grand Mesa Drive  | cedaredge   | delta      | 81413       |
| DEL NORTE MIDDLE SCHOOL         | 191 Del Norte C-7             | PO Box 159              | Del Norte   | Rio Grande | 81132       |
| MINTURN MIDDLE SCHOOL           | 188 Eagle County RE 50        | 1951 S. Highway 24      | Minturn     | Eagle      | 81645       |
| BARONE JUNIOR HIGH SCHOOL       | 160 Meeker RE1                | PO Box 690              | Meeker      | Rio Blanco | 81641       |
| NATURITA MIDDLE SCHOOL          | 105 West End RE-2             | PO Box 190              | Naturita    | Montrose   | 81422       |
| EGNAR MIDDLE SCHOOL             | 74 Dolores County RE No. 2    | PO Drawer 459           | Dove Creek  | Dolores    | 81324       |
| <b>Average</b>                  | <b>197</b>                    |                         |             |            |             |

**Statistics and Input-Output Measures for  
School Library Media Centers in Colorado 2000**



**SCHOOL IDENTIFICATION**

**Respondent Identification**

| School Name                     | Enrollment | Name of Respondent | Title                    | Phone        | Fax          | E-mail                       |
|---------------------------------|------------|--------------------|--------------------------|--------------|--------------|------------------------------|
| <b>Jr High/Middle Under 300</b> |            |                    |                          |              |              |                              |
| CENTAURI MIDDLE SCHOOL          | 279        | Norma Chalon       | Librarian                | 719-274-4241 | 719-274-4306 | nchacon4s@hotmail.com        |
| SOUTH VALLEY MIDDLE SCHOOL      | 278        | Vicki Knespel      | Media Specialist         | 970-785-2205 | 970-785-2182 | knespelv@weld-re1.co.us      |
| BURLINGTON MIDDLE SCHOOL        | 261        | Judi Rainbolt      | Library Assistant        | 719-346-5440 | 719-346-7900 | bmslib@ria.net               |
| CEDAREGE MIDDLE SCHOOL          | 236        | julianne johnson   | library aide             | 970-856-3118 | 970-856-3235 | mdmlibraryn@hotmail.com      |
| DEL NORTE MIDDLE SCHOOL         | 191        | Sheri Feltkavich   | Media Specialist         | 719-657-4030 | 719-657-0329 | sheriefkavich@netscape.net   |
| MINTURN MIDDLE SCHOOL           | 188        | Marilyn Farris     | Media Specialist         | 970-827-5721 | 970-827-5805 | mfarris@ecsd.re50.k12.co.us  |
| BARONE JUNIOR HIGH SCHOOL       | 160        | Phyllis Schoenhals | Librarian                | 970-878-3625 |              |                              |
| NATURITA MIDDLE SCHOOL          | 105        | Melonie Enstrom    | Media Aide               | 970-865-2204 | 970-865-2850 | menstrom@tripath.colosys.net |
| EGNAR MIDDLE SCHOOL             | 74         | Laurence Lloyd     | Library/Media Specialist | 970-677-2389 | 970-677-2712 | laurence2@hubwest.com        |
| <b>Average</b>                  | <b>197</b> |                    |                          |              |              |                              |

**Statistics and Input-Output Measures for  
School Library Media Centers in Colorado 2000**

| SCHOOL IDENTIFICATION           | Service Hours Per Typical Week |                           |                             |                           | Library Media Staffing Per Typical Week |                           |                                     |                                     |                              |                              |
|---------------------------------|--------------------------------|---------------------------|-----------------------------|---------------------------|---|---------------------------|-------------------------------------|-------------------------------------|------------------------------|------------------------------|
|                                 | Enroll-<br>ment                | Open -<br>School<br>Hours | Closed -<br>School<br>Hours | Hours<br>After<br>4:00 PM | Summer<br>Hours                         | Number<br>of LMS<br>staff | Total<br>Hours<br>of other<br>staff | Total<br>hours<br>of other<br>staff | Number<br>of entire<br>staff | Hours<br>for entire<br>staff |
| <b>Jr High/Middle Under 300</b> |                                |                           |                             |                           |   |                           |                                     |                                     |                              |                              |
| CENTAURI MIDDLE SCHOOL          | 279                            | 39                        | 0                           | 0                         | 0                                       | 1                         | 1                                   | 39                                  | 2                            | 40                           |
| SOUTH VALLEY MIDDLE SCHOOL      | 278                            | 30                        | 5                           | 0                         | 0                                       | 1                         | 15                                  | 35                                  | 2                            | 50                           |
| BURLINGTON MIDDLE SCHOOL        | 261                            | 40                        | 0                           | 4                         | 0                                       | 1                         | 1                                   | 42                                  | 2                            | 42                           |
| CEDAREDGE MIDDLE SCHOOL         | 236                            | 35                        | 0                           | 0                         | 0                                       | 0                         | 0                                   | 40                                  | 1                            | 40                           |
| DEL NORTE MIDDLE SCHOOL         | 191                            | 33                        | 1                           | 0                         | 0                                       | 0                         | 0                                   | 35                                  | 1                            | 35                           |
| MINTURN MIDDLE SCHOOL           | 188                            | 38                        | 3                           | 0                         | 0                                       | 1                         | 40                                  | 0                                   | 1                            | 40                           |
| BARONE JUNIOR HIGH SCHOOL       | 160                            | 30                        | 8                           | 0                         | 0                                       | 1                         | 30                                  | 0                                   | 1                            | 30                           |
| NATURITA MIDDLE SCHOOL          | 105                            | 40                        | 0                           | 0                         | 0                                       | 0                         | 0                                   | 40                                  | 1                            | 40                           |
| EGNAR MIDDLE SCHOOL             | 74                             | 20                        | 10                          | 0                         | 0                                       | 1                         | 6                                   | 24                                  | 2                            | 30                           |
| <b>Average</b>                  | <b>197</b>                     | <b>34</b>                 | <b>3</b>                    | <b>0</b>                  | <b>0</b>                                | <b>1</b>                  | <b>10</b>                           | <b>32</b>                           | <b>1</b>                     | <b>39</b>                    |



## Statistics and Input-Output Measures for School Library Media Centers in Colorado 2000

### Activities of Paid Staff Per Typical Week Collaboration

| SCHOOL IDENTIFICATION<br>School Name | Enroll-ment |              | Plan with Teachers |              | Co-op Teaching |              | Co-op Teaching |              | Providing Inservice |              | Providing Inservice |              | Read/Incentive Activities |              | Read/Incentive Activities |              | Collection Development |              | Collection Development |              |          |          |
|--------------------------------------|-------------|--------------|--------------------|--------------|----------------|--------------|----------------|--------------|---------------------|--------------|---------------------|--------------|---------------------------|--------------|---------------------------|--------------|------------------------|--------------|------------------------|--------------|----------|----------|
|                                      | Contract    | Non-Contract | Contract           | Non-Contract | Contract       | Non-Contract | Contract       | Non-Contract | Contract            | Non-Contract | Contract            | Non-Contract | Contract                  | Non-Contract | Contract                  | Non-Contract | Contract               | Non-Contract | Contract               | Non-Contract |          |          |
| <b>Jr High/Middle Under 300</b>      |             |              |                    |              |                |              |                |              |                     |              |                     |              |                           |              |                           |              |                        |              |                        |              |          |          |
| CENTAURI MIDDLE SCHOOL               | 279         | 5            | 1                  |              | 8              |              | 3              |              | 2                   |              | 2                   |              | 1                         |              | 5                         |              | 2                      |              | 5                      |              | 2        |          |
| SOUTH VALLEY MIDDLE SCHOOL           | 278         | 2            | 1                  |              | 5              | 2            | 1              | 1            | 2                   |              | 2                   |              | 1                         |              | 4                         |              | 2                      |              | 4                      |              | 4        | 2        |
| BURLINGTON MIDDLE SCHOOL             | 261         | 1            |                    |              | 24             |              | 0              |              | 0                   |              | 0                   |              | 0                         |              | 4                         |              | 0                      |              | 4                      |              | 4        |          |
| CEDAREGGE MIDDLE SCHOOL              | 236         | 0            |                    |              | 8              |              | 0              |              | 0                   |              | 0                   |              | 0                         |              | 2                         |              | 0                      |              | 2                      |              | 2        |          |
| DEL NORTE MIDDLE SCHOOL              | 191         | 2            |                    |              | 1              |              | 0              |              | 0                   |              | 0                   |              | 0                         |              | 1                         |              | 0                      |              | 1                      |              | 1        |          |
| MINTURN MIDDLE SCHOOL                | 188         | 5            |                    |              | 8              |              | 5              |              | 5                   |              | 2                   |              | 2                         |              | 5                         |              | 2                      |              | 5                      |              | 5        |          |
| BARONE JUNIOR HIGH SCHOOL            | 160         | 1            |                    |              | 1              |              | 0              |              | 0                   |              | 1                   |              | 1                         |              | 3                         |              | 1                      |              | 3                      |              | 3        |          |
| NATURITA MIDDLE SCHOOL               | 105         | 2            |                    |              | 2              |              | 0              |              | 0                   |              | 1                   |              | 1                         |              | 1                         |              | 1                      |              | 1                      |              | 1        |          |
| EGNAR MIDDLE SCHOOL                  | 74          | 0            |                    |              | 2              |              | 0              |              | 0                   |              | 0                   |              | 0                         |              | 9                         |              | 0                      |              | 9                      |              | 9        |          |
| <b>Average</b>                       | <b>197</b>  | <b>2</b>     | <b>1</b>           |              | <b>7</b>       | <b>2</b>     | <b>1</b>       | <b>1</b>     | <b>2</b>            | <b>1</b>     | <b>1</b>            | <b>1</b>     | <b>1</b>                  | <b>1</b>     | <b>4</b>                  | <b>1</b>     | <b>1</b>               | <b>1</b>     | <b>4</b>               | <b>4</b>     | <b>4</b> | <b>2</b> |

272

**Statistics and Input-Output Measures for  
School Library Media Centers in Colorado 2000**

**Activities of Paid Staff Per Typical Week (Continued)**

| SCHOOL IDENTIFICATION           | Enrollment | Meeting w/ Library Staff |              | Meeting w/ Administrators |              | Meeting w/ Faculty &/or Staff Meetings |              | Faculty &/or Staff Meetings |              | Curriculum &/or Standards |              |
|---------------------------------|------------|--------------------------|--------------|---------------------------|--------------|--|--------------|-----------------------------|--------------|---------------------------|--------------|
|                                 |            | Contract                 | Non-Contract | Contract                  | Non-Contract | Contract                               | Non-Contract | Contract                    | Non-Contract | Meetings                  | Non-Contract |
| <b>Jr High/Middle Under 300</b> |            |                          |              |                           |              |  |              |                             |              |                           |              |
| CENTAURI MIDDLE SCHOOL          | 279        | 1                        |              | 1                         |              | 1                                      |              | 1                           |              | 4                         |              |
| SOUTH VALLEY MIDDLE SCHOOL      | 278        | 1                        |              | 1                         |              | 1                                      |              | 1                           |              | 3                         | 2            |
| BURLINGTON MIDDLE SCHOOL        | 261        | 1                        |              | 1                         |              | 1                                      |              | 1                           |              | 1                         |              |
| CEDAREDGE MIDDLE SCHOOL         | 236        | 0                        |              | 1                         |              | 1                                      |              | 1                           |              | 0                         |              |
| DEL NORTE MIDDLE SCHOOL         | 191        | 0                        |              | 1                         |              | 2                                      |              | 2                           |              | 0                         |              |
| MINTURN MIDDLE SCHOOL           | 188        | 1                        |              | 0                         |              | 1                                      |              | 1                           |              | 3                         |              |
| BARONE JUNIOR HIGH SCHOOL       | 160        | 0                        |              | 0                         |              | 1                                      |              | 1                           |              | 0                         |              |
| NATURITA MIDDLE SCHOOL          | 105        | 1                        |              | 1                         |              | 1                                      |              | 1                           |              | 0                         |              |
| EGNAR MIDDLE SCHOOL             | 74         | 0                        |              | 0                         |              | 0                                      |              | 0                           |              | 0                         |              |
| <b>Average</b>                  | <b>197</b> | <b>1</b>                 |              | <b>1</b>                  |              | <b>1</b>                               |              | <b>1</b>                    |              | <b>1</b>                  | <b>2</b>     |

**Statistics and Input-Output Measures for  
School Library Media Centers in Colorado 2000**

**Activities of Paid Staff Per Typical Week (Continued)**

| SCHOOL IDENTIFICATION           | Activities of Paid Staff Per Typical Week (Continued) |                      |  |                                     |  |                                     |   |  |                                    |   |                                     |
|---------------------------------|---|----------------------|--|-------------------------------------|--|-------------------------------------|---|--|------------------------------------|---|-------------------------------------|
|                                 | Enroll-<br>ment                                       | Technology           |  |                                     | Other                                  |                                     |   | Totals                                 |                                    |   |                                     |
|                                 |   | Managing<br>Contract | Managing<br>Technology<br>Non-Contract | All Other<br>Activities<br>Contract | Managing<br>Technology<br>Non-Contract | All Other<br>Activities<br>Contract | All Other<br>Activities<br>Non-Contract | Managing<br>Technology<br>Non-Contract | Managing<br>Technology<br>Contract | All Other<br>Activities<br>Non-Contract | All Other<br>Activities<br>Contract |
| School Name                     | Contract  | Non-Contract         | Contract                               | Non-Contract                        | Contract                               | Non-Contract                        | Non-Contract                            | Contract                               | Non-Contract                       | Contract                                |                                     |
| <b>Jr High/Middle Under 300</b> |   |                      |  |                                     |  |                                     |   |  |                                    |   |                                     |
| CENTAURI MIDDLE SCHOOL          | 279   | 5                    |  |                                     | 7                                      |                                     |   |  |                                    |   | 0                                   |
| SOUTH VALLEY MIDDLE SCHOOL      | 278   | 1                    | 1                                      |                                     | 29                                     | 2                                   |   |  |                                    |   | 13                                  |
| BURLINGTON MIDDLE SCHOOL        | 261   | 5                    |  |                                     | 7                                      |                                     |   |  |                                    |   | 0                                   |
| CEDAREIDGE MIDDLE SCHOOL        | 236   | 5                    |  |                                     | 23                                     |                                     |   |  |                                    |   | 0                                   |
| DEL NORTE MIDDLE SCHOOL         | 191   | 2                    |  |                                     | 27                                     |                                     |   |  |                                    |   | 0                                   |
| MINTURN MIDDLE SCHOOL           | 188   | 7                    | 2                                      |                                     | 3                                      |                                     |   |  |                                    |   | 2                                   |
| BARONE JUNIOR HIGH SCHOOL       | 160   | 1                    |  |                                     | 23                                     |                                     |   |  |                                    |   | 0                                   |
| NATURITA MIDDLE SCHOOL          | 105   | 1                    |  |                                     | 30                                     |                                     |   |  |                                    |   | 0                                   |
| EGNAR MIDDLE SCHOOL             | 74  | 10                   |  |                                     | 8                                      |                                     |   |  |                                    |   | 30                                  |
| <b>Average</b>                  | <b>197</b>  | <b>4</b>             | <b>2</b>                               | <b>2</b>                            | <b>17</b>                              | <b>2</b>                            | <b>2</b>                                | <b>2</b>                               | <b>39</b>                          | <b>3</b>                                | <b>3</b>                            |

**Statistics and Input-Output Measures for  
School Library Media Centers in Colorado 2000**

**Computers with Access to School Library Resources**

| SCHOOL IDENTIFICATION           | Enroll-<br>ment | Total Computers    |                        | Computers With Access to... |                        |                      |                        | Catalogue |                        | Databases |                        |
|---------------------------------|-----------------|--------------------|------------------------|-----------------------------|------------------------|----------------------|------------------------|-----------|------------------------|-----------|------------------------|
|                                 |                 | Located<br>Library | Elsewhere<br>in School | Internet<br>Library         | elsewhere<br>in School | Catalogue<br>Library | elsewhere<br>in School | Library   | elsewhere<br>in School | Library   | elsewhere<br>in School |
| <b>Jr High/Middle Under 300</b> |                 |                    |                        |                             |                        |                      |                        |           |                        |           |                        |
| CENTAURI MIDDLE SCHOOL          | 279             | 14                 | 20                     | 14                          | 20                     | 14                   | 20                     | 14        | 20                     | 14        | 20                     |
| SOUTH VALLEY MIDDLE SCHOOL      | 278             | 4                  |                        | 4                           |                        | 0                    |                        | 0         |                        | 0         |                        |
| BURLINGTON MIDDLE SCHOOL        | 261             | 7                  | 45                     | 1                           | 15                     | 6                    | 30                     | 2         | 0                      | 2         | 0                      |
| CEDAREDGE MIDDLE SCHOOL         | 236             | 8                  | 23                     | 1                           | 23                     | 0                    | 0                      | 1         | 23                     | 1         | 23                     |
| DEL NORTE MIDDLE SCHOOL         | 191             | 3                  | 0                      | 1                           | 0                      | 2                    | 0                      | 0         | 0                      | 0         | 0                      |
| MINTURN MIDDLE SCHOOL           | 188             | 10                 | 90                     | 10                          | 90                     | 10                   | 0                      | 10        | 0                      | 10        | 90                     |
| BARONE JUNIOR HIGH SCHOOL       | 160             | 20                 | 34                     | 20                          | 34                     | 20                   | 34                     | 1         | 0                      | 1         | 0                      |
| NATURITA MIDDLE SCHOOL          | 105             | 8                  | 34                     | 8                           | 34                     | 0                    | 0                      | 0         | 0                      | 0         | 0                      |
| EGNAR MIDDLE SCHOOL             | 74              | 2                  | 0                      | 2                           | 0                      | 2                    | 0                      | 2         | 0                      | 2         | 0                      |
| <b>Average</b>                  | <b>197</b>      | <b>8</b>           | <b>31</b>              | <b>7</b>                    | <b>27</b>              | <b>6</b>             | <b>11</b>              | <b>3</b>  | <b>6</b>               | <b>3</b>  | <b>17</b>              |

## Statistics and Input-Output Measures for School Library Media Centers in Colorado 2000

### Internet Access for Students

#### SCHOOL IDENTIFICATION

| School Name                     | Enroll-<br>ment | No<br>Restric-<br>tions | Parental<br>Permis-<br>sion | Grade-<br>level<br>Restrictions | Unrestricted<br>from grade<br>"blank" up | Other<br>Restric-<br>tions | Other<br>Restrictions -<br>Specify | Access via<br>Pre-selected<br>Menu | Student<br>Terminals<br>Filter | Filter<br>Level |
|---------------------------------|-----------------|-------------------------|-----------------------------|---------------------------------|--|----------------------------|------------------------------------|------------------------------------|--------------------------------|-----------------|
| <b>Jr High/Middle Under 300</b> |                 |                         |                             |                                 |  |                            |                                    |                                    |                                |                 |
| CENTAURI MIDDLE SCHOOL          | 279             | F                       | T                           | F                               |  | F                          |                                    | F                                  | All                            | District        |
| SOUTH VALLEY MIDDLE SCHOOL      | 278             | F                       | T                           | F                               |  | F                          |                                    | T                                  | All                            | Building        |
| BURLINGTON MIDDLE SCHOOL        | 261             | T                       | T                           | F                               |  | F                          |                                    | F                                  | None                           | District        |
| CEDAREDGE MIDDLE SCHOOL         | 236             | F                       | T                           | F                               |  | F                          |                                    | F                                  | None                           | District        |
| DEL NORTE MIDDLE SCHOOL         | 191             | F                       | T                           | F                               |  | F                          |                                    | F                                  | None                           | District        |
| MINTURN MIDDLE SCHOOL           | 188             | F                       | T                           | F                               |  | F                          |                                    | F                                  | All                            | District        |
| BARONE JUNIOR HIGH SCHOOL       | 160             | F                       | T                           | F                               |  | F                          |                                    | F                                  | All                            | District        |
| NATURITA MIDDLE SCHOOL          | 105             | F                       | T                           | F                               |  | F                          |                                    | F                                  | None                           | District        |
| EGNAR MIDDLE SCHOOL             | 74              | T                       | F                           | F                               |  | T                          | Teacher supervision                | F                                  | None                           | District        |
| <b>Average</b>                  | <b>197</b>      |                         |                             |                                 |  |                            |                                    |                                    |                                |                 |

**Statistics and Input-Output Measures for  
School Library Media Centers in Colorado 2000**

Library Media Collection

| <b>SCHOOL IDENTIFICATION</b>    |                         | <b>Library Media Collection</b> |                                       |  |                        |                                     |                            |                            |                              |                               |  |
|---------------------------------|-------------------------|---------------------------------|---------------------------------------|--|------------------------|-------------------------------------|----------------------------|----------------------------|------------------------------|-------------------------------|--|
| <b>School Name</b>              | <b>Enroll-<br/>ment</b> | <b>Print<br/>volumes</b>        | <b>Nonfiction<br/>Avg.<br/>© Date</b> | <b>Ref. Titles<br/>on CD-ROM/<br/>laser disk</b> | <b>Avg.<br/>© Date</b> | <b>Periodical<br/>Subscriptions</b> | <b>Audio<br/>Materials</b> | <b>Video<br/>Materials</b> | <b>Computer<br/>Software</b> | <b>Online CD<br/>Services</b> |  |
| <b>Jr High/Middle Under 300</b> |                         |                                 |                                       |  |                        |                                     |                            |                            |                              |                               |  |
| CENTAURI MIDDLE SCHOOL          | 279                     | 5770                            | 1996                                  | 68   | 1995                   | 38                                  | 5                          | 262                        | 10                           | N                             |  |
| SOUTH VALLEY MIDDLE SCHOOL      | 278                     | 10250                           | 1990                                  | 2  | 1995                   | 10                                  | 5                          | 100                        | 0                            | F                             |  |
| BURLINGTON MIDDLE SCHOOL        | 261                     | 7333                            |                                       | 3  | 1998                   | 20                                  | 0                          | 90                         | 5                            | T                             |  |
| CEDAREDGE MIDDLE SCHOOL         | 236                     | 5640                            | 1990                                  | 35   | 1998                   | 20                                  | 2                          | 15                         | 25                           | T                             |  |
| DEL NORTE MIDDLE SCHOOL         | 191                     | 4500                            | 1980                                  | 0  |                        | 27                                  | 40                         | 80                         | 0                            | F                             |  |
| MINTURN MIDDLE SCHOOL           | 188                     | 7494                            | 1987                                  | 10   | 1998                   | 15                                  | 203                        | 294                        | 15                           | T                             |  |
| BARONE JUNIOR HIGH SCHOOL       | 160                     | 7891                            | 1988                                  | 2  |                        | 26                                  |                            | 53                         |                              | F                             |  |
| NATURITA MIDDLE SCHOOL          | 105                     | 5000                            | 1970                                  | 5  | 1990                   | 14                                  | 5                          | 131                        | 10                           | F                             |  |
| EGNAR MIDDLE SCHOOL             | 74                      | 3050                            | 1985                                  | 15   | 1995                   | 4                                   | 122                        | 0                          | 5                            | F                             |  |
| <b>Average</b>                  | <b>197</b>              | <b>6325</b>                     | <b>1986</b>                           | <b>16</b>  | <b>1996</b>            | <b>19</b>                           | <b>48</b>                  | <b>114</b>                 | <b>9</b>                     |                               |  |



## Statistics and Input-Output Measures for School Library Media Centers in Colorado 2000

| Library Media Usage Per Typical Week |                 |             |                        |                            |                               |                                      |                         |           |  |  |  |
|--------------------------------------|-----------------|-------------|------------------------|----------------------------|-------------------------------|--------------------------------------|-------------------------|-----------|--|--|--|
| SCHOOL IDENTIFICATION                | Total Visits    |             |                        | Info Skills Instruction    |                               | Circulation<br>Materials<br>Per Week | ILL & Document Delivery |           |  |  |  |
|                                      | Enroll-<br>ment | Individuals | Classes &/or<br>Groups | Contacts w/<br>Individuals | Contacts w/<br>Classes/Groups |                                      | Lending                 | Borrowing |  |  |  |
| School Name                          |                 |             |                        |                            |                               |                                      |                         |           |  |  |  |
| <b>Jr High/Middle Under 300</b>      |                 |             |                        |                            |                               |                                      |                         |           |  |  |  |
| CENTAURI MIDDLE SCHOOL               | 279             | 680         | 20                     | 100                        | 20                            | 125                                  | 2                       | 1         |  |  |  |
| SOUTH VALLEY MIDDLE SCHOOL           | 278             | 400         | 12                     | 114                        | 10                            | 450                                  | 15                      | 20        |  |  |  |
| BURLINGTON MIDDLE SCHOOL             | 261             | 250         | 24                     | 180                        | 24                            | 200                                  | 3                       | 4         |  |  |  |
| CEDAREGGE MIDDLE SCHOOL              | 236             | 350         | 4                      | 100                        | 4                             | 300                                  | 0                       | 2         |  |  |  |
| DEL NORTE MIDDLE SCHOOL              | 191             | 145         | 6                      | 10                         | 0                             | 200                                  | 1                       | 1         |  |  |  |
| MINTURN MIDDLE SCHOOL                | 188             | 50          | 2                      | 20                         | 2                             | 100                                  | 3                       | 3         |  |  |  |
| BARONE JUNIOR HIGH SCHOOL            | 160             | 98          | 2                      | 1                          | 0                             | 106                                  | 0                       | 0         |  |  |  |
| NATURITA MIDDLE SCHOOL               | 105             | 110         | 8                      | 110                        | 8                             | 150                                  | 50                      | 50        |  |  |  |
| EGNAR MIDDLE SCHOOL                  | 74              | 196         | 8                      | 80                         | 8                             | 33                                   | 0                       | 0         |  |  |  |
| <b>Average</b>                       | <b>197</b>      | <b>253</b>  | <b>10</b>              | <b>79</b>                  | <b>8</b>                      | <b>185</b>                           | <b>8</b>                | <b>9</b>  |  |  |  |

**Statistics and Input-Output Measures for  
School Library Media Centers in Colorado 2000**

| SCHOOL IDENTIFICATION           | Annual Operating Expenditures |                |                                  |               |                                     |                                    |                           | Total |
|---------------------------------|-------------------------------|----------------|----------------------------------|---------------|-------------------------------------|------------------------------------|---------------------------|-------|
|                                 | Materials in Dollars:         |                |                                  |               |                                     |                                    |                           |       |
| School Name                     | Enroll-<br>ment               | Print          | Electronic<br>Formats<br>(local) | Non-<br>Print | Electronic<br>Access<br>(non-focal) | Other<br>Operating<br>Expenditures | Operating<br>expenditures |       |
| <b>Jr High/Middle Under 300</b> |                               |                |                                  |               |                                     |                                    |                           |       |
| CENTAURI MIDDLE SCHOOL          | 279                           | \$5,500        | \$1,000                          | \$500         | \$0                                 | \$7,500                            | \$14,500                  |       |
| SOUTH VALLEY MIDDLE SCHOOL      | 278                           | \$3,000        | \$1,000                          | \$1,500       | \$0                                 | \$4,000                            | \$9,500                   |       |
| BURLINGTON MIDDLE SCHOOL        | 261                           | \$1,860        | \$600                            | \$500         | \$640                               | \$400                              | \$4,000                   |       |
| CEDAREDGE MIDDLE SCHOOL         | 236                           | \$800          | \$400                            | \$200         | \$400                               | \$700                              | \$2,500                   |       |
| DEL NORTE MIDDLE SCHOOL         | 191                           | \$2,500        |                                  | \$400         | \$0                                 | \$3,000                            | \$5,900                   |       |
| MINTURN MIDDLE SCHOOL           | 188                           |                |                                  |               |                                     |                                    | \$9,500                   |       |
| BARONE JUNIOR HIGH SCHOOL       | 160                           | \$3,337        | \$0                              | \$0           | \$0                                 | \$0                                | \$3,337                   |       |
| NATURITA MIDDLE SCHOOL          | 105                           | \$1,400        | \$0                              | \$100         | \$180                               | \$500                              | \$2,180                   |       |
| EGNAR MIDDLE SCHOOL             | 74                            | \$1,260        | \$200                            | \$100         | \$140                               | \$300                              | \$2,000                   |       |
| <b>Average</b>                  | <b>197</b>                    | <b>\$2,457</b> | <b>\$457</b>                     | <b>\$413</b>  | <b>\$170</b>                        | <b>\$2,050</b>                     | <b>\$5,935</b>            |       |



**Statistics and Input-Output Measures for  
School Library Media Centers in Colorado 2000**

| <b>SCHOOL IDENTIFICATION</b> |              |                       |                          |                  |           |          |
|------------------------------|--------------|-----------------------|--------------------------|------------------|-----------|----------|
| School Name                  | Enroll- ment | District Name         | Address                  | City             | County    | Zip Code |
| <b>Elementary 700-999</b>    |              |                       |                          |                  |           |          |
| CRAWFORD ELEMENTARY SCH      | 929          | Adams-Arapahoe 28J    | 1600 Florence Street     | Aurora           | Adams     | 80010    |
| FREDERICK ELEMENTARY SCH     | 869          | St Vrain Valley RE 1J | 395 S.Pratt Parkway      | Longmont         | Boulder   | 80501    |
| POWDERHORN ELEMENTARY        | 784          | Jefferson County R-1  | 12109 West Coal Mine Ave | Littleton        | Jefferson | 80127    |
| MEAD ELEMENTARY SCHOOL       | 758          | St Vrain Valley RE 1J | 520 Welker Avenue        | Mead             | Weld      | 80542    |
| LASLEY ELEMENTARY SCHOOL     | 754          | Jefferson County R-1  | 1401 S Kendall           | Lakewood         | Jefferson | 80232    |
| SABIN ELEMENTARY SCHOOL      | 745          | Denver County 1       | 3050 South Vrain St.     | Denver           | Denver    | 80236    |
| SUMMIT VIEW ELEMENTARY SCH   | 719          | Douglas County RE 1   | 10200 S Piedmont         | Highlands Ranch  | Douglas   | 80126    |
| ROOSEVELT EDISON CHARTER     | 703          | Colorado Springs 11   | 205 S. Byron             | Colorado Springs | El Paso   | 80910    |
| <b>Average</b>               | <b>783</b>   |                       |                          |                  |           |          |

## Statistics and Input-Output Measures for School Library Media Centers in Colorado 2000

### Respondent Identification

#### SCHOOL IDENTIFICATION

| School Name                | Enroll- Name of<br>ment Respondent | Title                    | Phone        | Fax          | E-mail                             |
|----------------------------|------------------------------------|--------------------------|--------------|--------------|------------------------------------|
| <b>Elementary 700-999</b>  |                                    |                          |              |              |                                    |
| CRAWFORD ELEMENTARY SCH    | 929 Dennis Schroeder               | Educational Assistant    | 303-340-3290 | 303-326-1210 | denniss@crawford.aps.k12.co.us     |
| FREDERICK ELEMENTARY SCH   | 869 Phyllis Schneckloth            | Media Tech               | 303-833-2456 | 303-833-2459 |                                    |
| POWDERHORN ELEMENTARY      | 784 Maureen Brooks                 | LIS                      | 303-982-0074 | 303-982-0066 | mbrooks@jeffco.k12.co.us           |
| MEAD ELEMENTARY SCHOOL     | 758 Rochelle Coufal                | Media Tech               | 970-535-4488 |              | coufal-rochelle@stvrain.k12.co.us  |
| LASLEY ELEMENTARY SCHOOL   | 754 Juanita Wornack                | Library Info Specialist  | 303-982-9720 | 303-982-9721 | jwornack@jeffco.k12.co.us          |
| SABIN ELEMENTARY SCHOOL    | 745 Jeanine Gordon                 | Library Media Specialist | 303-936-3413 |              | Jeanine_Gordon@dpsk12.org          |
| SUMMIT VIEW ELEMENTARY SCH | 719 Karen Forbes                   | Librarian                | 303-471-3888 | 303-471-3871 | kforbes@ceo.du.edu                 |
| ROOSEVELT EDISON CHARTER   | 703 Marilyn Gras                   | Library Media Specialist | 719-637-0311 | 719-550-1514 | mgrasz@roosevelt-edisonproject.com |
| <b>Average</b>             | <b>783</b>                         |                          |              |              |                                    |

**Statistics and Input-Output Measures for  
School Library Media Centers in Colorado 2000**

| SCHOOL IDENTIFICATION      | Service Hours Per Typical Week |                           |                             |                           | Library Media Staffing Per Typical Week |                                   |                             |                                     |                              |                              |
|----------------------------|--------------------------------|---------------------------|-----------------------------|---------------------------|---|-----------------------------------|-----------------------------|-------------------------------------|------------------------------|------------------------------|
|                            | Enroll-<br>ment                | Open -<br>School<br>Hours | Closed -<br>School<br>Hours | After<br>4:00 PM<br>Hours | Number<br>of LMS                        | Total<br>Hours<br>of other<br>LMS | Number<br>of other<br>staff | Total<br>hours<br>of other<br>staff | Number<br>of entire<br>staff | Hours<br>for entire<br>staff |
| <b>Elementary 700-999</b>  |                                |                           |                             |                           |   |                                   |                             |                                     |                              |                              |
| CRAWFORD ELEMENTARY SCH    | 929                            | 28                        | 8                           | 0                         | 0                                       | 0                                 | 1                           | 35                                  | 1                            | 35                           |
| FREDERICK ELEMENTARY SCH   | 869                            | 40                        | 0                           | 0                         | 0                                       | 0                                 | 1                           | 35                                  | 1                            | 35                           |
| POWDERHORN ELEMENTARY      | 784                            | 30                        | 0                           | 0                         | 1                                       | 50                                | 2                           | 36                                  | 3                            | 86                           |
| MEAD ELEMENTARY SCHOOL     | 758                            | 40                        | 1                           | 5                         | 0                                       | 0                                 | 1                           | 40                                  | 1                            | 40                           |
| LASLEY ELEMENTARY SCHOOL   | 754                            | 33                        | 0                           | 5                         | 1                                       | 50                                | 1                           | 23                                  | 2                            | 73                           |
| SABIN ELEMENTARY SCHOOL    | 745                            | 40                        | 2                           | 3                         | 1                                       | 40                                | 1                           | 20                                  | 2                            | 60                           |
| SUMMIT VIEW ELEMENTARY SCH | 719                            | 40                        | 0                           | 0                         | 40                                      | 0                                 | 2                           | 68                                  | 2                            | 68                           |
| ROOSEVELT EDISON CHARTER   | 703                            | 40                        | 0                           | 0                         | 1                                       | 40                                | 0                           | 0                                   | 1                            | 40                           |
| <b>Average</b>             | <b>783</b>                     | <b>36</b>                 | <b>1</b>                    | <b>2</b>                  | <b>5</b>                                | <b>30</b>                         | <b>1</b>                    | <b>32</b>                           | <b>2</b>                     | <b>55</b>                    |

## Statistics and Input-Output Measures for School Library Media Centers in Colorado 2000

### Activities of Paid Staff Per Typical Week Collaboration

| SCHOOL IDENTIFICATION      | Enrollment | Plan with Teachers |              | Co-op Teaching |              | Providing Inservice |              | Read/ Incentive Activities |              | Read/ Incentive Activities |              | Collection Development |              |
|----------------------------|------------|--------------------|--------------|----------------|--------------|---------------------|--------------|----------------------------|--------------|----------------------------|--------------|------------------------|--------------|
|                            |            | Contract           | Non-Contract | Contract       | Non-Contract | Contract            | Non-Contract | Contract                   | Non-Contract | Contract                   | Non-Contract | Contract               | Non-Contract |
| <b>Elementary 700-999</b>  |            |                    |              |                |              |                     |              |                            |              |                            |              |                        |              |
| CRAWFORD ELEMENTARY SCH    | 929        |                    |              | 0              | 2            | 2                   |              | 6                          |              | 2                          |              | 1                      | 2            |
| FREDERICK ELEMENTARY SCH   | 869        | 1                  |              | 45             | 2            | 2                   | 0            | 4                          |              |                            |              | 2                      | 0            |
| POWDERHORN ELEMENTARY      | 784        | 5                  |              | 10             | 2            | 1                   | 2            | 12                         |              |                            | 2            | 3                      |              |
| MEAD ELEMENTARY SCHOOL     | 758        | 3                  |              | 20             | 1            | 1                   |              | 4                          |              |                            |              | 1                      | 7            |
| LASLEY ELEMENTARY SCHOOL   | 754        | 1                  |              | 28             | 1            | 0                   | 0            | 2                          |              |                            | 0            | 0                      | 4            |
| SABIN ELEMENTARY SCHOOL    | 745        | 5                  |              | 8              | 2            | 2                   |              | 16                         |              |                            | 20           | 20                     | 20           |
| SUMMIT VIEW ELEMENTARY SCH | 719        | 8                  |              | 6              | 0            | 0                   |              | 6                          |              |                            | 0            | 0                      | 1            |
| ROOSEVELT EDISON CHARTER   | 703        | 0                  |              | 17             | 1            | 1                   | 1            | 7                          |              |                            | 1            | 4                      | 6            |
| <b>Average</b>             | <b>783</b> | <b>3</b>           |              |                |              |                     |              |                            |              |                            |              |                        |              |

**Statistics and Input-Output Measures for  
School Library Media Centers in Colorado 2000**

**Activities of Paid Staff Per Typical Week (Continued)**

**Leadership**

| SCHOOL IDENTIFICATION      | Enrollment | Meeting w/ Library Staff |              | Meeting w/ Administrators |              | Meeting w/ Administrators |              | Faculty &/or Staff Meetings |              | Curriculum &/or Standards |              |
|----------------------------|------------|--------------------------|--------------|---------------------------|--------------|---------------------------|--------------|-----------------------------|--------------|---------------------------|--------------|
|                            |            | Contract                 | Non-Contract | Contract                  | Non-Contract | Contract                  | Non-Contract | Contract                    | Non-Contract | Contract                  | Non-Contract |
| <b>Elementary 700-999</b>  |            |                          |              |                           |              |                           |              |                             |              |                           |              |
| CRAWFORD ELEMENTARY SCH    | 929        | 1                        |              |                           |              | 1                         |              | 1                           |              |                           |              |
| FREDERICK ELEMENTARY SCH   | 869        |                          |              | 1                         |              | 1                         |              | 1                           |              | 1                         |              |
| POWDERHORN ELEMENTARY      | 784        | 1                        | 0            | 1                         | 0            | 1                         | 3            | 0                           | 0            | 1                         | 0            |
| MEAD ELEMENTARY SCHOOL     | 758        | 1                        |              | 1                         |              | 1                         |              | 1                           |              | 1                         |              |
| LASLEY ELEMENTARY SCHOOL   | 754        | 1                        | 1            | 1                         |              | 1                         |              | 1                           |              | 1                         |              |
| SABIN ELEMENTARY SCHOOL    | 745        | 2                        | 0            | 0                         | 1            | 1                         |              | 0                           | 0            | 1                         | 0            |
| SUMMIT VIEW ELEMENTARY SCH | 719        | 2                        |              | 1                         |              | 1                         | 0            | 0                           | 0            | 0                         | 0            |
| ROOSEVELT EDISON CHARTER   | 703        | 0                        |              | 0                         |              | 0                         |              | 0                           | 2            | 0                         | 0            |
| <b>Average</b>             | <b>783</b> | <b>1</b>                 | <b>0</b>     | <b>1</b>                  | <b>1</b>     | <b>1</b>                  | <b>1</b>     | <b>1</b>                    | <b>1</b>     | <b>1</b>                  | <b>0</b>     |

**Statistics and Input-Output Measures for  
School Library Media Centers in Colorado 2000**

**Activities of Paid Staff Per Typical Week (Continued)**

| SCHOOL IDENTIFICATION      | Technology      |          |              |           |              |          | Other        |           |              |          |              |          | Totals       |            |            |  |
|----------------------------|-----------------|----------|--------------|-----------|--------------|----------|--------------|-----------|--------------|----------|--------------|----------|--------------|------------|------------|--|
|                            | Managing        |          | Technology   |           | All Other    |          | Managing     |           | Technology   |          | All Other    |          | Paid Staff   |            |            |  |
|                            | Enroll-<br>ment | Contract | Non-Contract | Contract  | Non-Contract | Contract | Non-Contract | Contract  | Non-Contract | Contract | Non-Contract | Contract | Non-Contract | Weekly/Hrs | Weekly/Hrs |  |
| <b>Elementary 700-999</b>  |                 |          |              |           |              |          |              |           |              |          |              |          |              |            |            |  |
| CRAWFORD ELEMENTARY SCH    | 929             | 10       | 2            | 20        | 2            | 2        | 2            | 35        | 6            |          |              |          |              |            |            |  |
| FREDERICK ELEMENTARY SCH   | 869             | 2        |              | 20        |              |          |              | 35        | 0            |          |              |          |              |            |            |  |
| POWDERHORN ELEMENTARY      | 784             | 12       |              | 10        |              |          |              | 86        |              |          |              |          |              |            |            |  |
| MEAD ELEMENTARY SCHOOL     | 758             | 4        | 2            | 3         |              |          |              | 40        | 6            |          |              |          |              |            |            |  |
| LASLEY ELEMENTARY SCHOOL   | 754             | 10       | 10           | 33        | 10           | 3        | 10           | 73        | 28           |          |              |          |              |            |            |  |
| SABIN ELEMENTARY SCHOOL    | 745             | 1        | 2            | 20        | 3            |          | 3            | 60        | 12           |          |              |          |              |            |            |  |
| SUMMIT VIEW ELEMENTARY SCH | 719             | 1        |              | 10        |              |          |              | 68        | 20           |          |              |          |              |            |            |  |
| ROOSEVELT EDISON CHARTER   | 703             | 0        |              | 27        |              |          |              | 40        | 3            |          |              |          |              |            |            |  |
| <b>Average</b>             | <b>783</b>      | <b>5</b> | <b>4</b>     | <b>18</b> | <b>5</b>     | <b>4</b> | <b>18</b>    | <b>55</b> | <b>11</b>    |          |              |          |              |            |            |  |

**Statistics and Input-Output Measures for  
School Library Media Centers in Colorado 2000**

**Computers with Access to School Library Resources**

| <b>SCHOOL IDENTIFICATION</b> |                         | <b>Total Computers</b>        |  |                       | <b>Computers With Access to...</b> |                       |                                |                       |                                |  |
|------------------------------|-------------------------|-------------------------------|--|-----------------------|------------------------------------|-----------------------|--------------------------------|-----------------------|--------------------------------|--|
| <b>School Name</b>           | <b>Enroll-<br/>ment</b> | <b>Located in<br/>Library</b> | <b>Located<br/>Elsewhere<br/>in School</b> | <b>Internet</b>       |                                    | <b>Catalogue</b>      |                                | <b>Databases</b>      |                                |  |
|                              |                         |                               |  | <b>in<br/>Library</b> | <b>elsewhere<br/>in School</b>     | <b>in<br/>Library</b> | <b>elsewhere<br/>in School</b> | <b>in<br/>Library</b> | <b>elsewhere<br/>in School</b> |  |
| <b>Elementary 700-999</b>    |                         |                               |  |                       |                                    |                       |                                |                       |                                |  |
| CRAWFORD ELEMENTARY SCH      | 929                     | 45                            | 85   | 45                    | 85                                 | 45                    | 85                             |                       |                                |  |
| FREDERICK ELEMENTARY SCH     | 869                     | 13                            | 0  | 7                     | 0                                  | 7                     | 0                              |                       |                                |  |
| POWDERHORN ELEMENTARY        | 784                     | 17                            | 185  | 15                    | 75                                 | 15                    | 0                              | 15                    | 0                              |  |
| MEAD ELEMENTARY SCHOOL       | 758                     | 45                            | 49   | 35                    | 44                                 | 7                     | 0                              | 0                     | 0                              |  |
| LASLEY ELEMENTARY SCHOOL     | 754                     | 29                            | 39   | 29                    | 39                                 | 29                    | 39                             | 29                    | 39                             |  |
| SABIN ELEMENTARY SCHOOL      | 745                     | 18                            | 45   | 12                    | 45                                 | 12                    | 45                             | 12                    | 45                             |  |
| SUMMIT VIEW ELEMENTARY SCH   | 719                     |                               |  |                       |                                    |                       |                                |                       |                                |  |
| ROOSEVELT EDISON CHARTER     | 703                     | 4                             | 104  | 4                     | 104                                | 4                     | 104                            | 4                     | 104                            |  |
| <b>Average</b>               | <b>783</b>              | <b>24</b>                     | <b>72</b>                                  | <b>21</b>             | <b>56</b>                          | <b>17</b>             | <b>39</b>                      | <b>12</b>             | <b>38</b>                      |  |



**Statistics and Input-Output Measures for  
School Library Media Centers in Colorado 2000**

**Internet Access for Students**

| <b>SCHOOL IDENTIFICATION</b> |            | <b>Enroll-<br/>ment</b> | <b>No<br/>Restric-<br/>tions</b> | <b>Parental<br/>Permis-<br/>sion</b> | <b>Grade-<br/>level<br/>Restrictions</b> | <b>Unrestricted<br/>from grade<br/>"blank" up</b> | <b>Other<br/>Restric-<br/>tions</b> | <b>Other<br/>Restrictions -<br/>Specify</b> | <b>Access via<br/>Pre-selected<br/>Menu</b> | <b>Student<br/>Terminals<br/>Filter</b> | <b>Filter<br/>Level</b> |
|------------------------------|------------|-------------------------|----------------------------------|--------------------------------------|--|---|-------------------------------------|---|---|---|-------------------------|
| <b>Elementary 700-999</b>    |            |                         |                                  |                                      |  |   |                                     |   |   |   |                         |
| CRAWFORD ELEMENTARY SCH      | 929        | F                       | T                                | F                                    | F  | F   |                                     |   | F   | None                                    | District                |
| FREDERICK ELEMENTARY SCH     | 869        | F                       | T                                | F                                    | F  | F   |                                     |   | T   | None                                    | District                |
| POWDERHORN ELEMENTARY        | 784        | F                       | T                                | F                                    | F  | F   |                                     |   | F   | All                                     | District                |
| MEAD ELEMENTARY SCHOOL       | 758        | F                       | T                                | F                                    | F  | T   | Lose privilege through misuse       |   | F   | All                                     | District                |
| LASLEY ELEMENTARY SCHOOL     | 754        | F                       | T                                | F                                    | F  | T   | Bess Filter                         |   | F   | Some                                    | Building                |
| SABIN ELEMENTARY SCHOOL      | 745        | FALSE                   | TRUE                             |                                      |  | FALSE   |                                     |   |   | None                                    | District                |
| SUMMIT VIEW ELEMENTARY SCH   | 719        | F                       | T                                | F                                    | F  | F   |                                     |   | F   | All                                     | District                |
| ROOSEVELT EDISON CHARTER     | 703        | F                       | T                                | F                                    | F  | F   |                                     |   | F   | All                                     | District                |
| <b>Average</b>               | <b>783</b> |                         |                                  |                                      |  |   |                                     |   |   |   |                         |



**Statistics and Input-Output Measures for  
School Library Media Centers in Colorado 2000**

**Library Media Collection**

**SCHOOL IDENTIFICATION**

| School Name                | Enroll-<br>ment | Print<br>volumes | Nonfiction<br>Avg.<br>Date | Ref. Titles<br>on CD-ROM/<br>laser disk | Avg.<br>Date | Periodical<br>Subscriptions | Audio<br>Materials | Video<br>Materials | Computer<br>Software | Online CD<br>Services |
|----------------------------|-----------------|------------------|----------------------------|---|--------------|-----------------------------|--------------------|--------------------|----------------------|-----------------------|
| <b>Elementary 700-999</b>  |                 |                  |                            |   |              |                             |                    |                    |                      |                       |
| CRAWFORD ELEMENTARY SCH    | 929             | 3467             | 1982                       |   |              | 25                          | 159                | 121                | 75                   | F                     |
| FREDERICK ELEMENTARY SCH   | 869             | 15700            | 1995                       | 2                                       | 1994         | 11                          |                    | 530                | 28                   | F                     |
| POWDERHORN ELEMENTARY      | 784             | 12000            | 1997                       | 60                                      | 1998         | 19                          | 600                | 200                | 2                    | F                     |
| MEAD ELEMENTARY SCHOOL     | 758             | 9976             |                            | 15                                      |              | 18                          | 86                 | 180                | 20                   | F                     |
| LASLEY ELEMENTARY SCHOOL   | 754             | 17868            | 1980                       | 131                                     |              | 18                          | 200                | 476                | 259                  | T                     |
| SABIN ELEMENTARY SCHOOL    | 745             | 13200            | 1985                       | 20                                      | 1997         | 15                          | 70                 | 130                | 50                   | T                     |
| SUMMIT VIEW ELEMENTARY SCH | 719             | 20000            | 1996                       | 28                                      | 1999         | 7                           | 210                | 378                | 0                    | T                     |
| ROOSEVELT EDISON CHARTER   | 703             | 8000             | 1980                       | 1                                       | 1995         | 7                           | 87                 | 251                | 0                    | T                     |
| <b>Average</b>             | <b>783</b>      | <b>12526</b>     | <b>1988</b>                | <b>37</b>                               | <b>1997</b>  | <b>15</b>                   | <b>202</b>         | <b>283</b>         | <b>54</b>            |                       |

**Statistics and Input-Output Measures for  
School Library Media Centers in Colorado 2000**

**Library Media Usage Per Typical Week**

| SCHOOL IDENTIFICATION      | Total Visits    |             | Info Skills Instruction |                            | Circulation<br>Materials<br>Per Week | ILL & Document Delivery       |          |
|----------------------------|-----------------|-------------|-------------------------|----------------------------|--------------------------------------|-------------------------------|----------|
|                            | Enroll-<br>ment | Individuals | Classes &/or<br>Groups  | Contacts w/<br>Individuals |                                      | Contacts w/<br>Classes/Groups | Lending  |
| <b>Elementary 700-999</b>  |                 |             |                         |                            |                                      |                               |          |
| CRAWFORD ELEMENTARY SCH    | 929             | 300         | 8                       |                            | 304                                  | 0                             | 0        |
| FREDERICK ELEMENTARY SCH   | 869             | 565         | 28                      | 25                         | 915                                  | 10                            | 5        |
| POWDERHORN ELEMENTARY      | 784             | 1400        | 38                      | 600                        | 1800                                 | 0                             | 0        |
| MEAD ELEMENTARY SCHOOL     | 758             | 735         | 31                      | 702                        | 1100                                 | 3                             | 12       |
| LASLEY ELEMENTARY SCHOOL   | 754             | 825         | 37                      | 800                        | 975                                  | 5                             | 1        |
| SABIN ELEMENTARY SCHOOL    | 745             | 2125        | 180                     | 1375                       | 1200                                 | 2                             | 2        |
| SUMMIT VIEW ELEMENTARY SCH | 719             | 400         | 26                      | 80                         |                                      | 1                             | 2        |
| ROOSEVELT EDISON CHARTER   | 703             | 50          | 30                      | 150                        | 400                                  | 0                             | 0        |
| <b>Average</b>             | <b>783</b>      | <b>800</b>  | <b>47</b>               | <b>533</b>                 | <b>956</b>                           | <b>3</b>                      | <b>3</b> |

**Statistics and Input-Output Measures for  
School Library Media Centers in Colorado 2000**

| SCHOOL IDENTIFICATION      | Annual Operating Expenditures |                            |              |                               |                              |                              |                              | Total Operating expenditures |
|----------------------------|-------------------------------|----------------------------|--------------|-------------------------------|------------------------------|------------------------------|------------------------------|------------------------------|
|                            | Materials in Dollars:         | Electronic Formats (local) | Non-Print    | Electronic Access (non-local) | Other Operating Expenditures | Other Operating Expenditures | Total Operating expenditures |                              |
| School Name                | Enrollment                    | Print                      | Print        | Print                         | Print                        | Print                        | Print                        | Print                        |
| <b>Elementary 700-999</b>  |                               |                            |              |                               |                              |                              |                              |                              |
| CRAWFORD ELEMENTARY SCH    | 929                           | \$3,834                    | \$0          | \$0                           | \$0                          | \$950                        | \$4,784                      | \$4,784                      |
| FREDERICK ELEMENTARY SCH   | 869                           | \$2,750                    | \$500        | \$300                         | \$0                          | \$250                        | \$3,800                      | \$3,800                      |
| POWDERHORN ELEMENTARY      | 784                           | \$5,400                    | \$1,200      | \$400                         | \$0                          | \$400                        | \$7,400                      | \$7,400                      |
| MEAD ELEMENTARY SCHOOL     | 758                           | \$3,100                    | \$500        | \$150                         | \$0                          | \$0                          | \$3,750                      | \$3,750                      |
| LASLEY ELEMENTARY SCHOOL   | 754                           | \$7,000                    | \$0          | \$0                           | \$0                          | \$1,375                      | \$8,375                      | \$8,375                      |
| SABIN ELEMENTARY SCHOOL    | 745                           | \$7,000                    | \$500        | \$200                         | \$0                          | \$1,000                      | \$8,700                      | \$8,700                      |
| SUMMIT VIEW ELEMENTARY SCH | 719                           |                            |              |                               |                              |                              | \$6,000                      | \$6,000                      |
| ROOSEVELT EDISON CHARTER   | 703                           | \$1,350                    | \$1,095      | \$300                         | \$700                        | \$45                         | \$3,490                      | \$3,490                      |
| <b>Average</b>             | <b>783</b>                    | <b>\$4,348</b>             | <b>\$542</b> | <b>\$193</b>                  | <b>\$100</b>                 | <b>\$574</b>                 | <b>\$5,787</b>               | <b>\$5,787</b>               |

## Statistics and Input-Output Measures for School Library Media Centers in Colorado 2000

### SCHOOL IDENTIFICATION

| School Name                | Enroll- District<br>ment Name | Address                      | City             | County          | Zip<br>Code |
|----------------------------|-------------------------------|------------------------------|------------------|-----------------|-------------|
| <b>Elementary 500-699</b>  |                               |                              |                  |                 |             |
| CENTENNIAL ELEMENTARY SCH  | 659 Northglenn-Thornton 12    | 13200 Westlake Drive         | Broomfield       | Adams           | 80020       |
| MITCHELL ELEMENTARY SCH    | 650 Jefferson County R-1      | 201 Rubey Dr.                | Golden           | Jefferson Count | 80403       |
| ZERGER ELEMENTARY SCHOOL   | 637 Jefferson County R-1      | 9050 Field Street            | Westminster      | Jefferson       | 80021       |
| WERNER ELEMENTARY SCHOOL   | 637 Poudre R-1                | 5400 Mail Creek Lane         | Fort Collins     | Larimer         | 80525       |
| FRENCH ELEMENTARY SCHOOL   | 616 Widefield 3               | 5225 Altura Drive            | Colorado Springs | El Paso         | 80911       |
| NIWOT ELEMENTARY SCHOOL    | 614 St Vrain Valley RE 1J     | 8778 Morton Road             | Longmont         | Boulder         | 80503       |
| FEDERAL HEIGHTS ELEM SCH   | 612 Northglenn-Thornton 12    | 2500 W. 96th Ave.            | Federal Heights  | Adams           | 80260       |
| RYAN ELEMENTARY SCHOOL     | 601 Jefferson County R-1      | 5851 w. 115th                | Westminster      | Jefferson       | 80020       |
| SHELLEDY ELEMENTARY SCH    | 597 Mesa County Valley 51     | 353 N. Mesa                  | Fruita           | Mesa            | 81521       |
| MOUNTAIN VIEW ELEMENTARY   | 597 Douglas County RE 1       | 8502 E Pinery Parkway        | Parker           | Douglas         | 80134       |
| HIGH PLAINS ELEMENTARY SCH | 581 Cherry Creek 5            | 6100 S Fulton Street         | Englewood        | Arapahoe        | 80111       |
| RAY E KILMER ELEM SCHOOL   | 570 Lewis-Palmer 38           | 4285 Walker Rd               | Colorado Springs | El Paso         | 80908       |
| MADISON ELEMENTARY SCHOOL  | 568 Greeley 6                 | 500 - 24th Avenue            | Greeley          | Weld            | 80634       |
| LINTON ELEMENTARY SCHOOL   | 565 Poudre R-1                | 4100 Caribou                 | Fort Collins     | Larimer         | 80525       |
| PRAIRIE HILLS ELEM SCHOOL  | 564 Academy 20                | 8025 Telegraph Dr            | Colorado Springs | El Paso         | 80920       |
| TIMNATH ELEMENTARY SCHOOL  | 558 Poudre R-1                | 3909 Main Street P.O. Drawer | Timnath          | Larimer         | 80547       |
| VASSAR ELEMENTARY SCHOOL   | 558 Adams-Arapahoe 28J        | 18101 E. Vassar Pl           | Aurora           | Arapahoe        | 80013       |
| DOULL ELEMENTARY SCHOOL    | 557 Denver County 1           | 2520 So. Ufca Street         | Denver           | Denver          | 80219       |
| CORONADO ELEMENTARY SCH    | 553 Jefferson County R-1      | 7922 S. Carr                 | Littleton        | Co              | 80218       |
| EYESTONE ELEMENTARY SCH    | 551 Poudre R-1                | 4000 Wilson Avenue           | Wellington       | Larimer         | 80549       |
| MCGRAW ELEMENTARY SCHOOL   | 548 Poudre R-1                | 4800 Hinsdale Drive          | Ft. Collins      | Larimer         | 80526       |
| WILLOW CREEK ELEM SCHOOL   | 546 Cherry Creek 5            | 7855 South Willow Way        | Englewood        | Arapahoe        | 80112       |
| CHIPETA ELEMENTARY SCHOOL  | 545 Colorado Springs 11       | 2340 Ramsgate Terrace        | Colorado Springs | El Paso         | 80919       |
| LUMBERG ELEMENTARY SCHOOL  | 542 Jefferson County R-1      | 6705 West 22nd Avenue        | Edgewater        | Jefferson       | 80214       |
| RUNNING CREEK ELEM SCHOOL  | 542 Elizabeth C-1             | P.O. Box 550 900 S. Elbert S | Elizabeth        | Elbert          | 80107       |
| CHATFIELD ELEMENTARY SCH   | 540 Mesa County Valley 51     | 3188 D1/2 Road               | Grand Junction   | Mesa            | 81504       |

**Statistics and Input-Output Measures for  
School Library Media Centers in Colorado 2000**

| <b>SCHOOL IDENTIFICATION</b>          |                            | <b>Enroll- District</b>    | <b>Address</b>   | <b>City</b> | <b>County</b> | <b>Zip</b>  |
|---------------------------------------|----------------------------|----------------------------|------------------|-------------|---------------|-------------|
| <b>School Name</b>                    | <b>ment Name</b>           |                            |                  |             |               | <b>Code</b> |
| <b>Elementary 500-699 (Continued)</b> |                            |                            |                  |             |               |             |
| CREST VIEW ELEMENTARY SCH             | 538 Boulder Valley RE 2    | 1897 Sumac Avenue          | Boulder          | Boulder     | 80304         |             |
| DOS RIOS ELEMENTARY SCH               | 537 Greeley 6              | 2201 34th Street           | Evans            | Weld        | 80620         |             |
| SHAWSHEEN ELEMENTARY SCH              | 536 Greeley 6              | 4020 W. 7th Street         | Greeley          | Weld        | 80634         |             |
| TRAUT CORE KNOWLEDGE                  | 530 Poudre R-1             | 2515 Timberwood Drive      | Fort Collins     | Larimer     | 80528         |             |
| LEAWOOD ELEMENTARY SCH                | 529 Jefferson County R-1   | 6155 W. Leawood Dr.        | Littleton        | Jefferson   | 80123         |             |
| ROCKY MOUNTAIN ELEM SCH               | 527 St Vrain Valley RE 1J  | 800 E 5th Avenue           | Longmont         | Conejos     | 80501         |             |
| HACKBERRY HILL ELEM SCH               | 526 Jefferson County R-1   | 7300 W. 76th Ave.          | Arvada           | Jefferson   | 80004         |             |
| ELLCOTT ELEMENTARY SCH                | 520 Ellicott 22            | 365 South Ellicott Highway | Calhan           | El Paso     | 80808         |             |
| VANDERHOOF ELEMENTARY SCH             | 520 Jefferson County R-1   | 5875 Routt Ct              | Arvada           | Jefferson   | 80004         |             |
| WESTVIEW ELEMENTARY SCH               | 515 Northglenn-Thornton 12 | 1300 Roseanna              | Northglenn       | Adams       | 80234         |             |
| WILSON ELEMENTARY SCHOOL              | 512 Colorado Springs 11    | 1409 DeReamer Cir          | Colorado Springs | El Paso     | 80915         |             |
| KELLER ELEMENTARY SCHOOL              | 511 Colorado Springs 11    | 3730 Montebello Dr West    | Colorado Springs | El Paso     | 80918         |             |
| SOUTH LAKEWOOD ELEM SCH               | 504 Jefferson County R-1   | 8425 W. First Avenue       | Lakewood         | Jefferson   | 80226         |             |
| <b>Average</b>                        | <b>562</b>                 |                            |                  |             |               |             |



## Statistics and Input-Output Measures for School Library Media Centers in Colorado 2000

### Respondent Identification

#### SCHOOL IDENTIFICATION

| School Name                | Enroll-ment Respondent | Name of Respondent | Title                         | Phone        | Fax          | E-mail                        |
|----------------------------|------------------------|--------------------|-------------------------------|--------------|--------------|-------------------------------|
| <b>Elementary 500-699</b>  |                        |                    |                               |              |              |                               |
| CENTENNIAL ELEMENTARY SCH  | 659                    | Judy Ware          | Media Specialist              | 720-872-5280 | 720-872-5299 | judy-ware@ceo.cudenver.edu    |
| MITCHELL ELEMENTARY SCH    | 650                    | Tammy Langeberg    | Library Info Specialist       | 303-982-5861 |              | tlangebe@jeffco.k12.co.us     |
| ZERGER ELEMENTARY SCHOOL   | 637                    | Letha Charles      | Library Info Specialist       | 303-982-1075 | 303-982-1074 | lcharles@jeffco.k12.co.us     |
| WERNER ELEMENTARY SCHOOL   | 637                    | Vicki Decker       |                               | 970-223-6313 | 970-223-8150 | vickid@psd.k12.co.us          |
| FRENCH ELEMENTARY SCHOOL   | 616                    | Joann Dickinson    | Library Educational Assistant | 719-391-3502 |              |                               |
| NIWOT ELEMENTARY SCHOOL    | 614                    | Renee Griep        | Media Technician              | 303-652-2828 | 303-652-2648 | griep_renee@stvrain.k12.co.us |
| FEDERAL HEIGHTS ELEM SCH   | 612                    | Kay Evatz          | Media Specialist              | 720-872-5368 | 720-872-5378 | kay_evatz@ceo.cudenver.edu    |
| RYAN ELEMENTARY SCHOOL     | 601                    | Lisa Polacsek      | librarian                     | 303 982-3132 | 303 982-3106 | lpolacse@jeffco.k12.co.us     |
| SHELLEDY ELEMENTARY SCH    | 597                    | Pamela Morris      | Library Secretary             | 970-858-7062 | 970-858-9693 | pamelamo@mesa.k12.co.us       |
| MOUNTAIN VIEW ELEMENTARY   | 597                    | C Shadde           | Media Specialist              | 303-805-6670 |              |                               |
| HIGH PLAINS ELEMENTARY SCH | 581                    | Bev Robin          | Media Specialist              | 303-779-6760 | 303-770-0586 | brobbin@mail.ccsd.k12.co.us   |
| RAY E KILMER ELEM SCHOOL   | 570                    | Mary Labesky       | Media Teacher                 | 719-488-4740 | 719-488-4744 | mlabesky@psdk12.co.us         |
| MADISON ELEMENTARY SCHOOL  | 568                    | Jake Pettit        | Library Info Specialist       | 970-353-2636 | 970-304-9882 | jakep@psd.k12.co.us           |
| LINTON ELEMENTARY SCHOOL   | 565                    | Dawn Depoy         | Media Specialist              | 970-223-9901 | 970-23-9904  | adepoy@psd.k12.co.us          |
| PRAIRIE HILLS ELEM SCHOOL  | 564                    | Dinah Kress        | Classified Librarian          | 719-282-1771 | 719-282-1776 | dkress@d20.co.edu             |
| TIMNATH ELEMENTARY SCHOOL  | 558                    | Donna Reidhead     | Media Specialist              | 970-493-5978 |              | reidhead@psd.k12.co.us        |
| VASSAR ELEMENTARY SCHOOL   | 558                    | Cynthia Yuan       | Technology/Media Specialist   | 303-752-3772 |              | cindy@vassar.aps.k12.co.us    |
| DOULL ELEMENTARY SCHOOL    | 557                    | Janet Zielinski    | Library Media Specialist      | 303-935-2489 |              | jan_zielinski@dpsk12.org      |
| CORONADO ELEMENTARY SCH    | 553                    | Jo Harding         | Library Info Specialist       | 303-982-3737 | 303-982-3738 | jharding@jeffco.k12.co.us     |
| EYESTONE ELEMENTARY SCH    | 551                    | A Swenson          | Computer Coordinator          | 970-568-3963 | 970-568-7566 | aswenson@psd.k12.co.us        |
| MCGRAW ELEMENTARY SCHOOL   | 548                    | Elizabeth Slocomb  | Media Manager                 | 970-223-0137 | 970-223-0306 | lizs@psd.k12.co.us            |
| WILLOW CREEK ELEM SCHOOL   | 546                    | Doris Gay Stanley  | Media/Technology Specialist   | 303-773-1765 | 303-773-6174 | dstanley@mail.ccsd.k12.co.us  |
| CHIPETA ELEMENTARY SCHOOL  | 545                    | Lisa Sarter        | CIT                           | 719-328-5524 | 719-260-8825 | sartelk@d11.org               |
| LUMBERG ELEMENTARY SCHOOL  | 542                    | Teri Schuch        | LIS                           | 303-982-6182 | 303-982-6183 | tschuch@jeffco.k12.co.us      |
| RUNNING CREEK ELEM SCHOOL  | 542                    | Judy Shue          | Media Specialist              | 303-646-1808 | 303-688-5305 | j_shue@ceo.cudenver.edu       |
| CHATFIELD ELEMENTARY SCH   | 540                    | Vicky Hardy        | Library Secretary             | 970-434-7387 | 970-434-1856 | vhardy@mesa.k12.co.us         |

## Statistics and Input-Output Measures for School Library Media Centers in Colorado 2000

### Respondent Identification

#### SCHOOL IDENTIFICATION

| School Name                           | Enroll- ment Respondent | Name of Respondent | Title                      | Phone        | Fax          | E-mail                           |
|---------------------------------------|-------------------------|--------------------|----------------------------|--------------|--------------|----------------------------------|
| <b>Elementary 500-699 (Continued)</b> |                         |                    |                            |              |              |                                  |
| CREST VIEW ELEMENTARY SCH             | 538                     | Magi Evans         | Library Media Specialist   | 303-443-6363 | 303-443-8192 | evansm@bvsd.k12.co.us            |
| DOS RIOS ELEMENTARY SCH               | 537                     | Mary Lois Turner   | Library Info Specialist    | 970-330-5957 | 970-330-8588 | mturner@psd.k12.co.us            |
| SHAWSHEEN ELEMENTARY SCH              | 536                     | Marty Gillenwater  | Library Info Specialist    | 970 356-9193 | 970 356-0468 | martyg@alpha.psd.k12.co.us       |
| TRAUT CORE KNOWLEDGE                  | 530                     | Peggy Lundeby      | Media Specialist           | 970-419-7570 | 970419-7504  | mlundeby@psd.k12.co.us           |
| LEAWOOD ELEMENTARY SCH                | 529                     | Karen Kargel       | Library Info Specialis     | 303-982-7860 | 303-982-7861 | kkargel@jeffco.k12.co.us         |
| ROCKY MOUNTAIN ELEM SCH               | 527                     | Donette Lacey      | Media Technician           | 303-772-6750 | 303-772-9507 | lacey-donette@stvrain.k12.co.us  |
| HACKBERRY HILL ELEM SCH               | 526                     | Karen Arnold       | Library Info Specialist    | 303-982-0260 | 303-982-0261 | karnold@jeffco.k12.co.us         |
| ELLCOTT ELEMENTARY SCH                | 520                     | Sally Babcock      | Media Specialist           | 719-683-2700 | 719-683-2705 |                                  |
| VANDERHOOF ELEMENTARY SCH             | 520                     | Elizabeth Hochevar | Library Info Specialist    | 303-982-2727 | 303-982-2743 | ehocheva@jeffco.k12.co.us        |
| WESTVIEW ELEMENTARY SCH               | 515                     | Nadine Abrahams    | LMS                        | 720-872-5689 |              | nadine-abrahams@ceo.cudenver.edu |
| WILSON ELEMENTARY SCHOOL              | 512                     | Bonnie Turvey      | CIT                        | 719-328-7824 | 719-596-7452 | turvebj@d11.org                  |
| KELLER ELEMENTARY SCHOOL              | 511                     | Stephen Murray     | Coord of Info & Technology | 719-328-5924 | 719-260-8819 | murras@d11.org                   |
| SOUTH LAKEWOOD ELEM SCH               | 504                     | Suzanne Simpson    | Library Info Specialist    | 303-982-7304 | 303-982-7324 | ssimpson@jeffco.k12.co.us        |
| <b>Average</b>                        | <b>562</b>              |                    |                            |              |              |                                  |

## Statistics and Input-Output Measures for School Library Media Centers in Colorado 2000

| SCHOOL IDENTIFICATION      | Service Hours Per Typical Week |                           |                             |                           |                 | Library Media Staffing Per Typical Week |                       |                             |                               |                              |                              |                |
|----------------------------|--------------------------------|---------------------------|-----------------------------|---------------------------|-----------------|---|-----------------------|-----------------------------|-------------------------------|------------------------------|------------------------------|----------------|
|                            | Enroll-<br>ment                | Open -<br>School<br>Hours | Closed -<br>School<br>Hours | Hours<br>After<br>4:00 PM | Summer<br>Hours | Number<br>of LMS                        | Total<br>Hours<br>LMS | Number<br>of other<br>staff | Total<br>hours<br>other staff | Number<br>of entire<br>staff | Hours<br>for entire<br>staff |                |
|                            |                                |                           |                             |                           |                 |   |                       |                             |                               |                              |                              | School<br>Name |
| <b>Elementary 500-699</b>  |                                |                           |                             |                           |                 |   |                       |                             |                               |                              |                              |                |
| CENTENNIAL ELEMENTARY SCH  | 659                            | 35                        | 4                           | 2                         | 0               | 1                                       | 50                    | 1                           | 32                            | 2                            | 82                           |                |
| MITCHELL ELEMENTARY SCH    | 650                            | 35                        | 0                           | 4                         | 0               | 1                                       | 50                    | 39                          | 40                            | 40                           | 90                           |                |
| ZERGER ELEMENTARY SCHOOL   | 637                            | 40                        | 5                           | 0                         | 0               | 1                                       | 40                    | 1                           | 20                            | 2                            | 60                           |                |
| WERNER ELEMENTARY SCHOOL   | 637                            | 35                        | 3                           | 0                         | 3               | 1                                       | 40                    | 1                           | 30                            | 2                            | 70                           |                |
| FRENCH ELEMENTARY SCHOOL   | 616                            | 28                        | 8                           | 0                         | 0               | 0                                       | 0                     | 1                           | 35                            | 1                            | 35                           |                |
| NIWOT ELEMENTARY SCHOOL    | 614                            | 45                        | 0                           | 3                         | 0               | 0                                       | 0                     | 1                           | 40                            | 1                            | 40                           |                |
| FEDERAL HEIGHTS ELEM SCH   | 612                            | 25                        | 10                          | 2                         | 2               | 1                                       | 50                    | 1                           | 27                            | 2                            | 77                           |                |
| RYAN ELEMENTARY SCHOOL     | 601                            | 33                        | 2                           | 0                         | 0               | 1                                       | 45                    | 1                           | 30                            | 2                            | 75                           |                |
| SHELLEDY ELEMENTARY SCH    | 597                            | 30                        | 0                           | 0                         | 0               | 0                                       | 0                     | 1                           | 30                            | 1                            | 30                           |                |
| MOUNTAIN VIEW ELEMENTARY   | 597                            | 45                        | 0                           | 3                         | 45              | 0                                       | 0                     | 1                           | 40                            | 1                            | 40                           |                |
| HIGH PLAINS ELEMENTARY SCH | 581                            | 40                        | 1                           | 3                         | 0               | 1                                       | 40                    | 2                           | 35                            | 3                            | 75                           |                |
| RAY E KILMER ELEM SCHOOL   | 570                            | 35                        | 0                           | 10                        | 0               | 1                                       | 45                    | 1                           | 23                            | 1                            | 45                           |                |
| MADISON ELEMENTARY SCHOOL  | 568                            | 35                        | 0                           | 0                         | 0               | 1                                       | 40                    | 1                           | 23                            | 2                            | 63                           |                |
| LINTON ELEMENTARY SCHOOL   | 565                            | 35                        | 3                           | 0                         | 12              | 1                                       | 40                    | 2                           | 35                            | 3                            | 75                           |                |
| PRAIRIE HILLS ELEM SCHOOL  | 564                            | 38                        | 3                           | 0                         | 0               | 0                                       | 0                     | 1                           | 40                            | 1                            | 40                           |                |
| TIMNATH ELEMENTARY SCHOOL  | 558                            | 30                        | 3                           | 0                         | 0               | 1                                       | 32                    | 2                           | 38                            | 3                            | 70                           |                |
| VASSAR ELEMENTARY SCHOOL   | 558                            | 30                        | 2                           | 0                         | 0               | 0                                       | 0                     | 1                           | 35                            | 1                            | 35                           |                |
| DOULL ELEMENTARY SCHOOL    | 557                            | 40                        | 0                           | 0                         | 0               | 1                                       | 40                    | 1                           | 13                            | 2                            | 53                           |                |
| CORONADO ELEMENTARY SCH    | 553                            | 7                         | 0                           | 0                         | 0               | 1                                       | 40                    | 1                           | 25                            | 2                            | 65                           |                |
| EYESTONE ELEMENTARY SCH    | 551                            | 30                        | 0                           | 0                         | 0               | 0                                       | 0                     | 2                           | 60                            | 2                            | 60                           |                |
| MCGRAW ELEMENTARY SCHOOL   | 548                            | 32                        | 0                           | 0                         | 0               | 0                                       | 0                     | 2                           | 63                            | 2                            | 63                           |                |
| WILLOW CREEK ELEM SCHOOL   | 546                            | 40                        | 0                           | 3                         | 0               | 1                                       | 40                    | 1                           | 30                            | 2                            | 70                           |                |
| CHIPETA ELEMENTARY SCHOOL  | 545                            | 40                        | 5                           | 0                         | 0               | 1                                       | 45                    | 1                           | 35                            | 2                            | 80                           |                |
| LUMBERG ELEMENTARY SCHOOL  | 542                            | 30                        | 0                           | 0                         | 0               | 1                                       | 50                    | 1                           | 16                            | 2                            | 66                           |                |
| RUNNING CREEK ELEM SCHOOL  | 542                            | 38                        | 0                           | 0                         | 0               | 1                                       | 40                    | 1                           | 38                            | 2                            | 78                           |                |
| CHATFIELD ELEMENTARY SCH   | 540                            | 40                        | 0                           | 0                         | 0               | 0                                       | 0                     | 1                           | 35                            | 1                            | 35                           |                |



## Statistics and Input-Output Measures for School Library Media Centers in Colorado 2000

| SCHOOL IDENTIFICATION                 | Service Hours Per Typical Week |                 |                 |                  |                 | Library Media Staffing Per Typical Week |                       |                             |                               |                              |                              |
|---------------------------------------|--------------------------------|-----------------|-----------------|------------------|-----------------|---|-----------------------|-----------------------------|-------------------------------|------------------------------|------------------------------|
|                                       | Enroll-<br>ment                | Open - Closed - |                 | After<br>4:00 PM | Summer<br>Hours | Number<br>of LMS                        | Total<br>Hours<br>LMS | Number<br>of other<br>staff | Total<br>hours<br>other staff | Number<br>of entire<br>staff | Hours<br>for entire<br>staff |
|                                       |                                | School<br>Hours | School<br>Hours |                  |                 |   |                       |                             |                               |                              |                              |
| <b>Elementary 500-699 (Continued)</b> |                                |                 |                 |                  |                 |   |                       |                             |                               |                              |                              |
| CREST VIEW ELEMENTARY SCH             | 538                            | 40              | 0               | 0                | 0               | 1                                       | 40                    | 1                           | 5                             | 2                            | 45                           |
| DOS RIOS ELEMENTARY SCH               | 537                            | 35              | 0               | 0                | 0               | 1                                       | 40                    | 1                           | 15                            | 2                            | 55                           |
| SHAWSHEEN ELEMENTARY SCH              | 536                            | 40              | 0               | 1                | 0               | 1                                       | 40                    | 1                           | 15                            | 2                            | 55                           |
| TRAUT CORE KNOWLEDGE                  | 530                            | 47              | 1               | 0                | 0               | 1                                       | 30                    | 1                           | 33                            | 2                            | 63                           |
| LEAWOOD ELEMENTARY SCH                | 529                            | 40              | 0               | 2                | 0               | 1                                       | 50                    | 2                           | 15                            | 3                            | 65                           |
| ROCKY MOUNTAIN ELEM SCH               | 527                            | 8               | 0               | 0                | 0               | 0                                       |                       | 8                           |                               | 8                            | 0                            |
| HACKBERRY HILL ELEM SCH               | 526                            | 38              | 0               | 0                | 0               | 1                                       | 40                    | 1                           | 25                            | 2                            | 65                           |
| ELLCOTT ELEMENTARY SCH                | 520                            | 32              | 0               | 0                | 0               | 1                                       | 40                    | 1                           | 32                            | 2                            | 72                           |
| VANDERHOOF ELEMENTARY SCH             | 520                            | 40              | 0               | 0                | 0               | 1                                       | 40                    | 1                           | 12                            | 2                            | 52                           |
| WESTVIEW ELEMENTARY SCH               | 515                            | 45              | 0               | 0                | 3               | 1                                       | 40                    | 1                           | 30                            | 2                            | 70                           |
| WILSON ELEMENTARY SCHOOL              | 512                            | 6               | 1               | 0                | 0               | 0                                       | 0                     | 2                           | 75                            | 2                            | 75                           |
| KELLER ELEMENTARY SCHOOL              | 511                            | 38              | 3               | 10               | 0               | 1                                       | 40                    | 1                           | 30                            | 2                            | 70                           |
| SOUTH LAKEWOOD ELEM SCH               | 504                            | 35              | 0               | 3                | 0               | 1                                       | 45                    | 2                           | 12                            | 3                            | 57                           |
| <b>Average</b>                        | <b>562</b>                     | <b>34</b>       | <b>1</b>        | <b>1</b>         | <b>2</b>        | <b>1</b>                                | <b>31</b>             | <b>2</b>                    | <b>31</b>                     | <b>3</b>                     | <b>59</b>                    |

## Statistics and Input-Output Measures for School Library Media Centers in Colorado 2000

### Activities of Paid Staff Per Typical Week Collaboration

| SCHOOL IDENTIFICATION      | Plan with Teachers |          | Co-op Teaching |          | Providing Inservice |          | Read/ Incentive Activities |          | Read/ Incentive Activities |          | Collection Development |          |              |
|----------------------------|--------------------|----------|----------------|----------|---------------------|----------|----------------------------|----------|----------------------------|----------|------------------------|----------|--------------|
|                            | Enroll-ment        | Contract | Non-Contract   | Contract | Non-Contract        | Contract | Non-Contract               | Contract | Non-Contract               | Contract | Non-Contract           | Contract | Non-Contract |
| <b>Elementary 500-699</b>  |                    |          |                |          |                     |          |                            |          |                            |          |                        |          |              |
| CENTENNIAL ELEMENTARY SCH  | 659                | 3        | 1              | 17       | 1                   | 1        | 3                          | 4        | 5                          | 4        | 5                      |          |              |
| MITCHELL ELEMENTARY SCH    | 650                | 10       |                | 30       | 2                   | 2        | 2                          | 20       |                            | 20       |                        |          |              |
| ZERGER ELEMENTARY SCHOOL   | 637                | 10       |                | 15       | 0                   | 0        | 10                         | 1        |                            | 1        |                        |          |              |
| WERNER ELEMENTARY SCHOOL   | 637                | 1        |                | 1        | 1                   | 1        | 2                          | 2        |                            | 2        |                        |          |              |
| FRENCH ELEMENTARY SCHOOL   | 616                | 0        |                | 1        | 0                   | 0        | 2                          | 2        |                            | 0        |                        |          |              |
| NIWOT ELEMENTARY SCHOOL    | 614                | 1        |                | 20       | 3                   | 4        | 2                          | 2        | 1                          | 1        |                        |          |              |
| FEDERAL HEIGHTS ELEM SCH   | 612                | 6        | 5              | 20       | 4                   | 0        | 9                          | 2        | 2                          | 1        |                        |          |              |
| RYAN ELEMENTARY SCHOOL     | 601                | 10       |                | 15       | 0                   | 1        | 5                          | 5        |                            | 5        |                        |          |              |
| SHELLEDY ELEMENTARY SCH    | 597                | 2        | 0              | 10       | 0                   | 0        | 15                         | 0        | 0                          | 1        |                        |          |              |
| MOUNTAIN VIEW ELEMENTARY   | 597                | 4        |                | 30       | 1                   | 1        |                            |          |                            |          |                        |          |              |
| HIGH PLAINS ELEMENTARY SCH | 581                | 3        | 5              | 20       | 3                   | 2        | 5                          | 4        | 4                          | 2        |                        |          | 0            |
| RAY E KILMER ELEM SCHOOL   | 570                | 5        |                | 0        | 0                   | 0        | 18                         |          |                            | 5        |                        |          |              |
| MADISON ELEMENTARY SCHOOL  | 568                | 4        |                | 11       | 1                   | 1        | 7                          |          |                            | 3        |                        |          |              |
| LINTON ELEMENTARY SCHOOL   | 565                | 1        |                | 41       | 0                   | 0        | 3                          |          |                            | 1        |                        |          |              |
| PRAIRIE HILLS ELEM SCHOOL  | 564                | 2        |                | 4        | 0                   | 0        | 8                          |          |                            | 4        |                        |          |              |
| TIMNATH ELEMENTARY SCHOOL  | 558                | 4        | 5              | 5        | 2                   | 3        | 4                          | 1        | 1                          | 1        |                        |          | 2            |
| VASSAR ELEMENTARY SCHOOL   | 558                | 1        |                |          | 0                   | 0        | 15                         |          |                            | 1        |                        |          |              |
| DOULL ELEMENTARY SCHOOL    | 557                | 20       | 5              | 17       | 1                   | -1       | 1                          | -1       | -1                         | 1        |                        |          | 1            |
| CORONADO ELEMENTARY SCH    | 553                | 5        |                | 20       | 3                   | 3        | 3                          |          |                            | 7        |                        |          |              |
| EYESTONE ELEMENTARY SCH    | 551                | 0        |                | 0        | 0                   | 0        | 20                         |          |                            | 9        |                        |          |              |
| MCGRAW ELEMENTARY SCHOOL   | 548                | 2        | 0              | 27       | 0                   | 3        | 5                          | 0        | 0                          | 1        |                        |          | 0            |
| WILLOW CREEK ELEM SCHOOL   | 546                | 2        | 2              | 7        | 0                   | 1        | 10                         |          |                            | 1        |                        |          | 2            |
| CHIPETA ELEMENTARY SCHOOL  | 545                | 2        | 10             | 2        | 4                   | 1        | 17                         |          |                            | 2        |                        |          |              |
| LUMBERG ELEMENTARY SCHOOL  | 542                | 2        | 2              | 25       | 1                   | 1        | 5                          |          |                            | 5        |                        |          | 1            |
| RUNNING CREEK ELEM SCHOOL  | 542                | 7        | 1              | 8        |                     | 1        | 10                         |          |                            | 4        |                        |          | 1            |
| CHATFIELD ELEMENTARY SCH   | 540                | 3        | 3              | 9        | 0                   | 2        | 5                          | 0        | 0                          | 1        |                        |          | 0            |

## Statistics and Input-Output Measures for School Library Media Centers in Colorado 2000

### Activities of Paid Staff Per Typical Week Collaboration

| SCHOOL IDENTIFICATION<br>School Name  | Plan with Teachers |          | Co-op Teaching |          | Co-op Teaching |          | Providing Inservice |          | Providing Inservice |          | Read/ Incentive Activities |          | Read/ Incentive Activities |          | Collection Development |          | Collection Development |          |              |
|---------------------------------------|--------------------|----------|----------------|----------|----------------|----------|---------------------|----------|---------------------|----------|----------------------------|----------|----------------------------|----------|------------------------|----------|------------------------|----------|--------------|
|                                       | Enroll-ment        | Contract | Non-Contract   | Contract | Non-Contract   | Contract | Non-Contract        | Contract | Non-Contract        | Contract | Non-Contract               | Contract | Non-Contract               | Contract | Non-Contract           | Contract | Non-Contract           | Contract | Non-Contract |
| <b>Elementary 500-699 (Continued)</b> |                    |          |                |          |                |          |                     |          |                     |          |                            |          |                            |          |                        |          |                        |          |              |
| 538                                   | 2                  |          | 3              | 6        |                | 1        |                     |          |                     |          |                            | 4        |                            |          |                        | 4        |                        |          |              |
| 537                                   | 4                  |          | 5              | 25       |                | 1        |                     |          |                     |          | 1                          |          |                            |          | 4                      |          |                        |          |              |
| 536                                   | 6                  |          | 5              | 15       | 0              | 1        |                     | 1        |                     |          | 10                         |          |                            |          | 2                      |          |                        |          |              |
| 530                                   | 1                  |          |                | 27       |                | 1        |                     |          |                     |          | 6                          |          |                            |          | 1                      |          |                        |          |              |
| 529                                   | 2                  |          |                | 21       |                | 1        |                     |          |                     |          | 1                          |          |                            |          | 3                      |          |                        |          |              |
| 527                                   | 1                  |          |                | 0        |                | 0        |                     |          |                     |          | 1                          |          |                            |          | 1                      |          |                        |          |              |
| 526                                   | 3                  |          |                | 14       |                | 1        |                     |          |                     |          | 14                         |          |                            |          | 2                      |          |                        |          |              |
| 520                                   | 0                  |          |                | 0        |                | 0        |                     |          |                     |          | 0                          |          |                            |          | 5                      |          |                        |          |              |
| 520                                   | 5                  |          |                | 0        |                | 2        |                     |          |                     |          | 17                         |          |                            |          | 12                     |          |                        |          |              |
| 515                                   | 4                  |          |                | 15       |                | 1        |                     |          |                     |          | 15                         |          |                            |          | 1                      |          |                        |          |              |
| 512                                   | 2                  |          |                | 8        |                | 3        |                     |          |                     |          | 2                          |          |                            |          | 4                      |          |                        |          |              |
| 511                                   |                    |          |                |          |                |          |                     |          |                     |          |                            |          |                            |          |                        |          |                        |          |              |
| 504                                   | 3                  |          |                | 25       |                | 1        |                     |          |                     |          | 11                         |          |                            |          | 2                      |          |                        |          |              |
| 562                                   | 4                  |          | 3              | 14       | 1              | 1        |                     | 1        |                     |          | 7                          |          |                            | 1        | 3                      |          |                        |          |              |
| <b>Average</b>                        |                    |          |                |          |                |          |                     |          |                     |          |                            |          |                            |          |                        |          |                        |          |              |

## Statistics and Input-Output Measures for School Library Media Centers in Colorado 2000

### Activities of Paid Staff Per Typical Week (Continued)

#### Leadership

| SCHOOL IDENTIFICATION      | Enrollment | Meeting w/ Library Staff |              | Meeting w/ Library Staff |              | Meeting w/ Administrators |              | Meeting w/ Administrators |              | Faculty &/or Staff Meetings |              | Faculty &/or Staff Meetings |              | Curriculum &/or Standards |              | Curriculum &/or Standards |              |
|----------------------------|------------|--------------------------|--------------|--------------------------|--------------|---------------------------|--------------|---------------------------|--------------|-----------------------------|--------------|-----------------------------|--------------|---------------------------|--------------|---------------------------|--------------|
|                            |            | Contract                 | Non-Contract | Contract                 | Non-Contract | Contract                  | Non-Contract | Contract                  | Non-Contract | Contract                    | Non-Contract | Contract                    | Non-Contract | Contract                  | Non-Contract | Contract                  | Non-Contract |
| <b>Elementary 500-699</b>  |            |                          |              |                          |              |                           |              |                           |              |                             |              |                             |              |                           |              |                           |              |
| CENTENNIAL ELEMENTARY SCH  | 659        | 2                        | 2            | 1                        | 3            | 1                         | 3            | 0                         | 0            | 0                           | 0            | 10                          | 1            |                           |              |                           |              |
| MITCHELL ELEMENTARY SCH    | 650        | 2                        | 1            | 1                        | 2            | 1                         | 2            | 1                         | 1            | 1                           | 1            | 1                           | 1            |                           |              |                           |              |
| ZERGER ELEMENTARY SCHOOL   | 637        | 5                        | 0            | 0                        | 1            | 0                         | 1            | 0                         | 0            | 0                           | 1            | 1                           | 1            |                           |              |                           |              |
| WERNER ELEMENTARY SCHOOL   | 637        | 1                        | 1            | 0                        | 0            | 0                         | 0            | 0                         | 0            | 0                           | 1            | 0                           | 0            |                           |              |                           |              |
| FRENCH ELEMENTARY SCHOOL   | 616        | 0                        | 0            | 0                        | 0            | 0                         | 0            | 0                         | 0            | 0                           | 0            | 0                           | 0            |                           |              |                           |              |
| NIWOT ELEMENTARY SCHOOL    | 614        | 0                        | 0            | 0                        | 1            | 0                         | 1            | 1                         | 1            | 1                           | 1            | 1                           | 1            |                           |              |                           |              |
| FEDERAL HEIGHTS ELEM SCH   | 612        | 3                        | 3            | 0                        | 1            | 0                         | 2            | 1                         | 2            | 2                           | 2            | 1                           | 1            |                           |              |                           |              |
| RYAN ELEMENTARY SCHOOL     | 601        | 0                        | 1            | 0                        | 1            | 0                         | 1            | 1                         | 1            | 1                           | 0            | 0                           | 0            |                           |              |                           |              |
| SHELLEDY ELEMENTARY SCH    | 597        | 0                        | 0            | 0                        | 0            | 0                         | 0            | 0                         | 0            | 0                           | 0            | 0                           | 0            |                           |              |                           |              |
| MOUNTAIN VIEW ELEMENTARY   | 597        | 1                        | 6            | 1                        | 1            | 1                         | 1            | 1                         | 1            | 1                           | 3            | 4                           | 1            |                           |              |                           |              |
| HIGH PLAINS ELEMENTARY SCH | 581        | 3                        | 0            | 2                        | 1            | 2                         | 1            | 2                         | 1            | 2                           | 2            | 2                           | 2            |                           |              |                           |              |
| RAY E KILMER ELEM SCHOOL   | 570        | 0                        | 0            | 1                        | 3            | 1                         | 3            | 1                         | 3            | 3                           | 3            | 3                           | 3            |                           |              |                           |              |
| MADISON ELEMENTARY SCHOOL  | 568        | 0                        | 1            | 0                        | 1            | 0                         | 1            | 1                         | 1            | 1                           | 1            | 1                           | 1            |                           |              |                           |              |
| LINTON ELEMENTARY SCHOOL   | 565        | 1                        | 0            | 1                        | 1            | 1                         | 1            | 1                         | 1            | 1                           | 1            | 0                           | 0            |                           |              |                           |              |
| PRAIRIE HILLS ELEM SCHOOL  | 564        | 0                        | 2            | 1                        | 1            | 1                         | 1            | 1                         | 1            | 1                           | 1            | 2                           | 1            |                           |              |                           |              |
| TIMNATH ELEMENTARY SCHOOL  | 558        | 2                        | 1            | 1                        | 1            | 1                         | 1            | 1                         | 1            | 1                           | 1            | 2                           | 1            |                           |              |                           |              |
| VASSAR ELEMENTARY SCHOOL   | 558        | 1                        | -1           | 1                        | 1            | 1                         | 1            | 1                         | 1            | 1                           | -1           | 1                           | -1           |                           |              |                           |              |
| DOULL ELEMENTARY SCHOOL    | 557        | 2                        | 1            | 1                        | 1            | 1                         | 1            | 1                         | 1            | 1                           | 3            | 1                           | 3            |                           |              |                           |              |
| CORONADO ELEMENTARY SCH    | 553        | 1                        | 0            | 0                        | 0            | 0                         | 0            | 0                         | 0            | 0                           | 0            | 0                           | 0            |                           |              |                           |              |
| EYESTONE ELEMENTARY SCH    | 551        | 1                        | 1            | 1                        | 1            | 1                         | 1            | 1                         | 1            | 1                           | 1            | 2                           | 1            |                           |              |                           |              |
| MCGRAW ELEMENTARY SCHOOL   | 548        | 1                        | 1            | 1                        | 1            | 1                         | 1            | 1                         | 1            | 1                           | 1            | 2                           | 1            |                           |              |                           |              |
| WILLOW CREEK ELEM SCHOOL   | 546        | 1                        | 3            | 1                        | 1            | 1                         | 1            | 1                         | 1            | 1                           | 1            | 1                           | 1            |                           |              |                           |              |
| CHIPETA ELEMENTARY SCHOOL  | 545        | 3                        | 2            | 1                        | 1            | 1                         | 2            | 1                         | 2            | 2                           | 0            | 0                           | 0            |                           |              |                           |              |
| LUMBERG ELEMENTARY SCHOOL  | 542        | 2                        | 1            | 1                        | 1            | 1                         | 1            | 1                         | 1            | 1                           | 1            | 1                           | 1            |                           |              |                           |              |
| RUNNING CREEK ELEM SCHOOL  | 542        | 5                        | 1            | 1                        | 1            | 1                         | 1            | 1                         | 1            | 1                           | 1            | 1                           | 1            |                           |              |                           |              |
| CHATFIELD ELEMENTARY SCH   | 540        | 1                        | 0            | 1                        | 0            | 1                         | 0            | 0                         | 0            | 0                           | 1            | 0                           | 1            |                           |              |                           |              |

## Statistics and Input-Output Measures for School Library Media Centers in Colorado 2000

### Activities of Paid Staff Per Typical Week (Continued)

| SCHOOL IDENTIFICATION                 | Meeting w/<br>Library Staff |          | Meeting w/<br>Library Staff |          | Meeting w/<br>Administrators |              | Meeting w/<br>Administrators |              | Faculty &/or<br>Staff Meetings |              | Faculty &/or<br>Staff Meetings |              | Curriculum &/or<br>Standards |              | Curriculum &/or<br>Standards |              |
|---------------------------------------|-----------------------------|----------|-----------------------------|----------|------------------------------|--------------|------------------------------|--------------|--------------------------------|--------------|--------------------------------|--------------|------------------------------|--------------|------------------------------|--------------|
|                                       | Enroll-<br>ment             | Contract | Non-Contract                | Contract | Contract                     | Non-Contract | Contract                     | Non-Contract | Contract                       | Non-Contract | Contract                       | Non-Contract | Contract                     | Non-Contract | Contract                     | Non-Contract |
| <b>Elementary 500-699 (Continued)</b> |                             |          |                             |          |                              |              |                              |              |                                |              |                                |              |                              |              |                              |              |
| CREST VIEW ELEMENTARY SCH             | 538                         | 1        | 1                           | 0        | 2                            | 0            | 2                            | 0            | 2                              | 1            | 1                              | 1            | 1                            | 1            | 1                            | 1            |
| DOS RIOS ELEMENTARY SCH               | 537                         | 0        | 0                           | 0        | 1                            | 0            | 1                            | 0            | 1                              | 1            | 2                              | 2            | 2                            | 2            | 2                            | 2            |
| SHAWSHEEN ELEMENTARY SCH              | 536                         | 2        | 1                           | 1        | 1                            | 1            | 2                            | 1            | 2                              | 0            | 1                              | 1            | 1                            | 1            | 1                            | 1            |
| TRAUT CORE KNOWLEDGE                  | 530                         | 1        | 0                           | 0        | 1                            | 0            | 1                            | 0            | 1                              | 1            | 1                              | 1            | 1                            | 1            | 1                            | 1            |
| LEAWOOD ELEMENTARY SCH                | 529                         | 2        | 1                           | 1        | 1                            | 1            | 1                            | 1            | 1                              | 1            | 1                              | 1            | 1                            | 1            | 1                            | 1            |
| ROCKY MOUNTAIN ELEM SCH               | 527                         | 1        | 0                           | 0        | 1                            | 0            | 1                            | 0            | 1                              | 1            | 5                              | 5            | 5                            | 5            | 5                            | 5            |
| HACKBERRY HILL ELEM SCH               | 526                         | 1        | 1                           | 1        | 1                            | 1            | 1                            | 1            | 1                              | 1            | 1                              | 1            | 1                            | 1            | 1                            | 1            |
| ELLCOTT ELEMENTARY SCH                | 520                         | 0        | 0                           | 0        | 0                            | 0            | 0                            | 0            | 0                              | 0            | 0                              | 0            | 0                            | 0            | 0                            | 0            |
| VANDERHOOF ELEMENTARY                 | 520                         | 1        | 1                           | 1        | 1                            | 1            | 1                            | 1            | 1                              | 1            | 1                              | 1            | 1                            | 1            | 1                            | 1            |
| WESTVIEW ELEMENTARY SCH               | 515                         | 1        | 1                           | 1        | 1                            | 1            | 2                            | 1            | 2                              | 1            | 1                              | 1            | 1                            | 1            | 1                            | 1            |
| WILSON ELEMENTARY SCHOOL              | 512                         | 1        | 1                           | 1        | 1                            | 1            | 1                            | 1            | 1                              | 1            | 2                              | 2            | 2                            | 2            | 2                            | 2            |
| KELLER ELEMENTARY SCHOOL              | 511                         | 1        | 1                           | 1        | 1                            | 1            | 3                            | 1            | 3                              | 2            | 2                              | 2            | 2                            | 2            | 2                            | 2            |
| SOUTH LAKEWOOD ELEM SCH               | 504                         | 1        | 1                           | 1        | 1                            | 1            | 1                            | 1            | 1                              | 1            | 1                              | 1            | 1                            | 1            | 1                            | 1            |
| <b>Average</b>                        | <b>562</b>                  | <b>1</b> | <b>1</b>                    | <b>1</b> | <b>1</b>                     | <b>1</b>     | <b>1</b>                     | <b>1</b>     | <b>1</b>                       | <b>1</b>     | <b>1</b>                       | <b>1</b>     | <b>1</b>                     | <b>1</b>     | <b>1</b>                     | <b>1</b>     |

## Statistics and Input-Output Measures for School Library Media Centers in Colorado 2000

| Activities of Paid Staff Per Typical Week (Continued) |                 |                                    |  |                                     |   |                                     |   |                                      |  |                                      |  |
|---|-----------------|------------------------------------|--|-------------------------------------|---|-------------------------------------|---|--------------------------------------|--|--------------------------------------|--|
| SCHOOL IDENTIFICATION                                 |                 | Technology                         |  |                                     |   | Other                               |   |                                      |  | Totals                               |  |
| School Name   | Enroll-<br>ment | Managing<br>Technology<br>Contract | Managing<br>Technology<br>Non-Contract | All Other<br>Activities<br>Contract | All Other<br>Activities<br>Non-Contract | All Other<br>Activities<br>Contract | All Other<br>Activities<br>Non-Contract | Paid Staff<br>Weekly/Hrs<br>Contract | Paid Staff<br>Weekly/Hrs<br>Non-Contract | Paid Staff<br>Weekly/Hrs<br>Contract | Paid Staff<br>Weekly/Hrs<br>Non-Contract |
| <b>Elementary 500-699</b>                             |                 |                                    |  |                                     |   |                                     |   |                                      |  |                                      |  |
| CENTENNIAL ELEMENTARY SCH                             | 659             | 8                                  |  | 30                                  | 3                                       |                                     |   | 82                                   | 12                                       |                                      |  |
| MITCHELL ELEMENTARY SCH                               | 650             | 5                                  |  | 15                                  |   |                                     |   | 90                                   |  |                                      |  |
| ZERGER ELEMENTARY SCHOOL                              | 637             | 7                                  |  | 10                                  |   |                                     |   | 60                                   | 0  |                                      |  |
| WERNER ELEMENTARY SCHOOL                              | 637             | 5                                  | 3                                      | 60                                  |   |                                     |   | 70                                   | 4  |                                      |  |
| FRENCH ELEMENTARY SCHOOL                              | 616             | 0                                  |  | 32                                  |   |                                     |   | 35                                   | 0  |                                      |  |
| NIWOT ELEMENTARY SCHOOL                               | 614             | 6                                  | 3                                      | 5                                   |   |                                     |   | 40                                   | 10                                       |                                      |  |
| FEDERAL HEIGHTS ELEM SCH                              | 612             | 1                                  | 0                                      | 30                                  |   |                                     | 0                                       | 77                                   | 18                                       |                                      |  |
| RYAN ELEMENSTRAY SCHOOL                               | 601             | 14                                 |  | 25                                  |   |                                     |   | 75                                   | 20                                       |                                      |  |
| SHELLEDY ELEMENTARY SCH                               | 597             | 0                                  | 0                                      | 3                                   |   |                                     |   | 30                                   | 0  |                                      |  |
| MOUNTAIN VIEW ELEMENTARY                              | 597             | 1                                  |  | 2                                   |   |                                     |   | 40                                   | 0  |                                      |  |
| HIGH PLAINS ELEMENTARY SCH                            | 581             | 3                                  | 0                                      | 29                                  |   |                                     | 3                                       | 75                                   | 30                                       |                                      |  |
| RAY E KILMER ELEM SCHOOL                              | 570             | 1                                  |  | 5                                   |   |                                     |   | 39                                   | 0  |                                      |  |
| MADISON ELEMENTARY SCHOOL                             | 568             | 8                                  |  | 23                                  |   |                                     |   | 63                                   | 0  |                                      |  |
| LINTON ELEMENTARY SCHOOL                              | 565             | 10                                 |  | 16                                  |   |                                     |   | 75                                   | 2  |                                      |  |
| PRAIRIE HILLS ELEM SCHOOL                             | 564             | 2                                  |  | 19                                  |   |                                     |   | 40                                   | 0  |                                      |  |
| TIMNATH ELEMENTARY SCHOOL                             | 558             | 5                                  | 4                                      | 44                                  |   |                                     |   | 70                                   | 18                                       |                                      |  |
| VASSAR ELEMENTARY SCHOOL                              | 558             | 3                                  | -1                                     | 17                                  |   |                                     | 3                                       | 35                                   | 3  |                                      |  |
| DOULL ELEMENTARY SCHOOL                               | 557             | 10                                 |  | 8                                   |   |                                     | -1                                      | 53                                   | -1                                       |                                      |  |
| CORONADO ELEMENTARY SCH                               | 553             | 10                                 |  | 10                                  |   |                                     |   | 65                                   |  |                                      |  |
| EYESTONE ELEMENTARY SCH                               | 551             | 10                                 |  | 20                                  |   |                                     |   | 60                                   |  |                                      |  |
| MCGRAW ELEMENTARY SCHOOL                              | 548             | 3                                  | 0                                      | 21                                  |   |                                     |   | 63                                   | 4  |                                      |  |
| WILLOW CREEK ELEM SCHOOL                              | 546             | 15                                 | 10                                     | 27                                  |   |                                     | 3                                       | 70                                   | 20                                       |                                      |  |
| CHIPETA ELEMENTARY SCHOOL                             | 545             | 35                                 | 15                                     | 15                                  |   |                                     | 10                                      | 80                                   | 40                                       |                                      |  |
| LUMBERG ELEMENTARY SCHOOL                             | 542             | 10                                 | 5                                      | 13                                  |   |                                     | 5                                       | 66                                   | 12                                       |                                      |  |
| RUNNING CREEK ELEM SCHOOL                             | 542             | 5                                  | 1                                      | 38                                  |   |                                     | 1                                       | 78                                   | 6  |                                      |  |
| CHATFIELD ELEMENTARY SCH                              | 540             | 4                                  | 2                                      | 11                                  |   |                                     | 0                                       | 35                                   | 9  |                                      |  |

**Statistics and Input-Output Measures for  
School Library Media Centers in Colorado 2000**

| SCHOOL IDENTIFICATION                 |            | Activities of Paid Staff Per Typical Week (Continued) |                                    |  |                                     |                                     |   |                                      |  |                                      |  |                                   |           |          |          |
|---------------------------------------|------------|---|------------------------------------|--|-------------------------------------|-------------------------------------|---|--------------------------------------|--|--------------------------------------|--|-----------------------------------|-----------|----------|----------|
|                                       |            | Technology  |                                    |  |                                     | Other                               |   |                                      |  | Totals                               |  |                                   |           |          |          |
|                                       |            | Enroll-<br>ment                                       | Managing<br>Technology<br>Contract | Managing<br>Technology<br>Non-Contract | All Other<br>Activities<br>Contract | All Other<br>Activities<br>Contract | All Other<br>Activities<br>Non-Contract | Paid Staff<br>Weekly/Hrs<br>Contract | Paid Staff<br>Weekly/Hrs<br>Non-Contract | Paid Staff<br>Weekly/Hrs<br>Contract | Paid Staff<br>Weekly/Hrs<br>Non-Contract | Paid Staff<br>Weekly/Hrs<br>Total |           |          |          |
| <b>Elementary 500-699 (Continued)</b> |            |   |                                    |  |                                     |                                     |   |                                      |  |                                      |  |                                   |           |          |          |
| CREST VIEW ELEMENTARY SCH             | 538        | 1   |                                    |  | 24                                  |                                     |   |                                      |  |                                      | 2  | 45                                |           | 6        |          |
| DOS RIOS ELEMENTARY SCH               | 537        | 1   |                                    |  | 16                                  |                                     |   |                                      |  |                                      |  | 55                                |           | 0        |          |
| SHAW SHEEN ELEMENTARY SCH             | 536        | 5   | 1                                  |  | 11                                  |                                     |   |                                      |  |                                      | 3  | 55                                |           | 15       |          |
| TRAUT CORE KNOWLEDGE                  | 530        | 6   |                                    |  | 20                                  |                                     |   |                                      |  |                                      |  | 63                                |           | 1        |          |
| LEAWOOD ELEMENTARY SCH                | 529        | 10  |                                    |  | 23                                  |                                     |   |                                      |  |                                      |  | 65                                |           |          |          |
| ROCKY MOUNTAIN ELEM SCH               | 527        | 2   |                                    |  | 28                                  |                                     |   |                                      |  |                                      |  | 38                                |           | 0        |          |
| HACKBERRY HILL ELEM SCH               | 526        | 8   |                                    |  | 21                                  |                                     |   |                                      |  |                                      |  | 65                                |           |          |          |
| ELLCOTT ELEMENTARY SCH                | 520        | 5   |                                    |  | 62                                  |                                     |   |                                      |  |                                      |  | 72                                |           | 0        |          |
| VANDERHOOF ELEMENTARY                 | 520        | 1   |                                    |  | 12                                  |                                     |   |                                      |  |                                      |  | 52                                |           |          |          |
| WESTVIEW ELEMENTARY SCH               | 515        | 16  |                                    |  | 15                                  |                                     |   |                                      |  |                                      |  | 70                                |           | 0        |          |
| WILSON ELEMENTARY SCHOOL              | 512        | 26  |                                    |  | 25                                  |                                     |   |                                      |  |                                      |  | 75                                |           |          |          |
| KELLER ELEMENTARY SCHOOL              | 511        |   |                                    |  |                                     |                                     |   |                                      |  |                                      |  | 0                                 |           | 0        |          |
| SOUTH LAKEWOOD ELEM SCH               | 504        | 5   |                                    |  | 4                                   |                                     |   |                                      |  |                                      |  | 57                                |           |          |          |
| <b>Average</b>                        | <b>562</b> | <b>7</b>  | <b>3</b>                           | <b>21</b>                              | <b>21</b>                           | <b>2</b>                            | <b>58</b>                               | <b>58</b>                            | <b>2</b>                                 | <b>7</b>                             | <b>2</b>                                 | <b>58</b>                         | <b>58</b> | <b>7</b> | <b>7</b> |

## Statistics and Input-Output Measures for School Library Media Centers in Colorado 2000

### Computers with Access to School Library Resources

| SCHOOL IDENTIFICATION      | Enroll-<br>ment | Total Computers |           | Computers With Access to... |                        |                         |                        | Catalogue               |                        | Databases              |           |                      |
|----------------------------|-----------------|-----------------|-----------|-----------------------------|------------------------|-------------------------|------------------------|-------------------------|------------------------|------------------------|-----------|----------------------|
|                            |                 | Library         | Elsewhere | Internet<br>in School       | elsewhere<br>in School | Catalogue<br>in Library | elsewhere<br>in School | Databases<br>in Library | elsewhere<br>in School | Databases<br>in School | elsewhere |                      |
|                            |                 |                 |           |                             |                        |                         |                        |                         |                        |                        |           | Located<br>in School |
| <b>Elementary 500-699</b>  |                 |                 |           |                             |                        |                         |                        |                         |                        |                        |           |                      |
| CENTENNIAL ELEMENTARY SCH  | 659             | 11              | 75        | 9                           | 75                     | 9                       | 75                     | 9                       | 75                     | 9                      | 75        | 9                    |
| MITCHELL ELEMENTARY SCH    | 650             | 7               | 60        | 5                           | 60                     | 7                       | 60                     | 5                       | 60                     | 7                      | 60        | 5                    |
| ZERGER ELEMENTARY SCHOOL   | 637             | 20              |           | 6                           |                        | 7                       |                        | 7                       |                        | 7                      |           | 7                    |
| WERNER ELEMENTARY SCHOOL   | 637             | 38              | 44        | 37                          | 43                     | 37                      | 43                     | 37                      | 43                     | 37                     | 43        | 37                   |
| FRENCH ELEMENTARY SCHOOL   | 616             | 3               | 0         | 1                           | 0                      | 3                       | 0                      | 3                       | 0                      | 3                      | 0         | 3                    |
| NIWOT ELEMENTARY SCHOOL    | 614             | 13              | 89        | 12                          | 61                     | 4                       | 61                     | 4                       | 61                     | 4                      | 61        | 4                    |
| FEDERAL HEIGHTS ELEM SCH   | 612             | 13              | 63        | 13                          | 63                     | 13                      | 63                     | 13                      | 63                     | 13                     | 63        | 13                   |
| RYAN ELEMENTARY SCHOOL     | 601             | 4               | 23        | 4                           | 23                     | 4                       | 23                     | 4                       | 23                     | 4                      | 23        | 4                    |
| SHELLEDY ELEMENTARY SCH    | 597             | 1               | 67        | 1                           | 67                     | 0                       | 67                     | 0                       | 67                     | 0                      | 67        | 0                    |
| MOUNTAIN VIEW ELEMENTARY   | 597             | 3               | 45        | 3                           | 45                     | 3                       | 45                     | 3                       | 45                     | 3                      | 45        | 3                    |
| HIGH PLAINS ELEMENTARY SCH | 581             | 10              | 210       | 10                          | 210                    | 10                      | 210                    | 10                      | 210                    | 10                     | 210       | 10                   |
| RAY E KILMER ELEM SCHOOL   | 570             | 7               | 88        | 7                           | 88                     | 7                       | 88                     | 7                       | 88                     | 7                      | 88        | 7                    |
| MADISON ELEMENTARY SCHOOL  | 568             | 14              | 85        | 14                          | 85                     | 14                      | 85                     | 14                      | 85                     | 14                     | 85        | 14                   |
| LINTON ELEMENTARY SCHOOL   | 565             | 48              | 72        | 48                          | 38                     | 48                      | 38                     | 48                      | 38                     | 48                     | 38        | 48                   |
| PRAIRIE HILLS ELEM SCHOOL  | 564             | 4               |           | 1                           |                        | 4                       |                        | 4                       |                        | 4                      |           | 0                    |
| TIMNATH ELEMENTARY SCHOOL  | 558             | 40              | 152       | 40                          | 121                    | 40                      | 121                    | 40                      | 121                    | 40                     | 121       | 40                   |
| VASSAR ELEMENTARY SCHOOL   | 558             | 7               | 70        | 1                           | 70                     | 7                       | 70                     | 7                       | 70                     | 2                      | 70        | 2                    |
| DOULL ELEMENTARY SCHOOL    | 557             | 13              | 19        | 13                          | 19                     | 13                      | 19                     | 13                      | 19                     | 13                     | 19        | 13                   |
| CORONADO ELEMENTARY SCH    | 553             | 6               | 100       | 6                           | 50                     | 6                       | 50                     | 6                       | 50                     | 6                      | 50        | 6                    |
| EYESTONE ELEMENTARY SCH    | 551             | 5               | 100       | 5                           | 100                    | 5                       | 100                    | 5                       | 100                    | 5                      | 100       | 5                    |
| MCGRAW ELEMENTARY SCHOOL   | 548             | 37              | 50        | 37                          | 50                     | 37                      | 50                     | 37                      | 50                     | 37                     | 50        | 37                   |
| WILLOW CREEK ELEM SCHOOL   | 546             | 29              | 106       | 29                          | 106                    | 29                      | 106                    | 29                      | 106                    | 29                     | 106       | 29                   |
| CHIPETA ELEMENTARY SCHOOL  | 545             | 31              | 109       | 31                          | 109                    | 31                      | 109                    | 31                      | 109                    | 31                     | 109       | 31                   |
| LUMBERG ELEMENTARY SCHOOL  | 542             | 5               | 25        | 5                           | 75                     | 5                       | 75                     | 5                       | 75                     | 5                      | 75        | 5                    |
| RUNNING CREEK ELEM SCHOOL  | 542             | 21              | 37        | 19                          | 37                     | 10                      | 37                     | 10                      | 37                     | 0                      | 37        | 19                   |
| CHATFIELD ELEMENTARY SCH   | 540             | 30              | 30        | 30                          | 30                     | 3                       | 30                     | 3                       | 30                     | 0                      | 30        | 30                   |



**Statistics and Input-Output Measures for  
School Library Media Centers in Colorado 2000**

**Computers with Access to School Library Resources**

| SCHOOL IDENTIFICATION                 | Enroll-<br>ment | Total Computers    |                                   | Computers With Access to... |                                    |                      |                                     | Catalogue            |                                     | Databases |           |
|---------------------------------------|-----------------|--------------------|-----------------------------------|-----------------------------|------------------------------------|----------------------|-------------------------------------|----------------------|-------------------------------------|-----------|-----------|
|                                       |                 | Located<br>Library | Located<br>Elsewhere<br>In School | Internet<br>Library         | Internet<br>elsewhere<br>In School | Catalogue<br>Library | Catalogue<br>elsewhere<br>In School | Databases<br>Library | Databases<br>elsewhere<br>In School |           |           |
| <b>Elementary 500-699 (Continued)</b> |                 |                    |                                   |                             |                                    |                      |                                     |                      |                                     |           |           |
| CREST VIEW ELEMENTARY SCH             | 538             | 10                 | 33                                | 10                          | 33                                 | 10                   | 33                                  | 10                   | 33                                  | 7         | 74        |
| DOS RIOS ELEMENTARY SCH               | 537             | 10                 | 74                                | 7                           | 74                                 | 10                   | 74                                  | 10                   | 74                                  | 10        | 92        |
| SHAWSHEEN ELEMENTARY SCH              | 536             | 10                 | 92                                | 10                          | 92                                 | 10                   | 92                                  | 10                   | 92                                  | 26        | 25        |
| TRAUT CORE KNOWLEDGE                  | 530             | 32                 | 25                                | 28                          | 25                                 | 32                   | 25                                  | 32                   | 25                                  | 8         | 3         |
| LEAWOOD ELEMENTARY SCH                | 529             | 8                  | 3                                 | 5                           | 3                                  | 8                    | 3                                   | 5                    | 3                                   | 2         | 4         |
| ROCKY MOUNTAIN ELEM SCH               | 527             |                    |                                   | 2                           | 0                                  | 4                    | 0                                   | 27                   | 65                                  | 0         | 0         |
| HACKBERRY HILL ELEM SCH               | 526             | 27                 | 65                                | 24                          | 48                                 | 27                   | 65                                  | 1                    | 0                                   | 1         | 0         |
| ELLCOTT ELEMENTARY SCH                | 520             | 1                  |                                   | 1                           |                                    | 3                    |                                     | 35                   | 25                                  | 2         | 25        |
| VANDERHOOF ELEMENTARY                 | 520             | 6                  | 55                                | 3                           | 35                                 | 25                   | 25                                  | 5                    | 120                                 | 10        | 200       |
| WESTVIEW ELEMENTARY SCH               | 515             | 25                 | 25                                | 5                           | 120                                | 10                   | 200                                 | 8                    | 153                                 | 6         | 100       |
| WILSON ELEMENTARY SCHOOL              | 512             | 5                  | 120                               | 5                           | 120                                | 5                    | 120                                 | 13                   | 56                                  | 12        | 60        |
| KELLER ELEMENTARY SCHOOL              | 511             | 10                 | 200                               | 10                          | 200                                | 10                   | 200                                 | 13                   | 56                                  | 12        | 60        |
| SOUTH LAKEWOOD ELEM SCH               | 504             | 8                  | 226                               | 8                           | 153                                | 6                    | 100                                 | 13                   | 56                                  | 12        | 60        |
| <b>Average</b>                        | <b>562</b>      | <b>15</b>          | <b>75</b>                         | <b>13</b>                   | <b>68</b>                          | <b>13</b>            | <b>56</b>                           | <b>13</b>            | <b>56</b>                           | <b>12</b> | <b>60</b> |

## Statistics and Input-Output Measures for School Library Media Centers in Colorado 2000

### Internet Access for Students

| SCHOOL IDENTIFICATION      |           | Enrollment | No Restrictions | Parental Permission | Grade-level Restrictions | Unrestricted from grade "blank" up | Other Restrictions              | Other Restrictions - Specify | Access via Pre-selected Menu | Student Terminals Filter | Filter Level |
|----------------------------|-----------|------------|-----------------|---------------------|--------------------------|------------------------------------|---------------------------------|------------------------------|------------------------------|--------------------------|--------------|
| School Name                | School ID |            |                 |                     |                          |                                    |                                 |                              |                              |                          |              |
| <b>Elementary 500-699</b>  |           |            |                 |                     |                          |                                    |                                 |                              |                              |                          |              |
| CENTENNIAL ELEMENTARY SCH  | 659       | F          | T               | F                   | T                        | Students must always be supervised |                                 | T                            | None                         |                          | Building     |
| MITCHELL ELEMENTARY SCH    | 650       | F          | T               | F                   | T                        | jeffco filter                      |                                 | T                            | All                          |                          | Building     |
| ZERGER ELEMENTARY SCHOOL   | 637       | F          | T               | F                   | F                        |                                    |                                 | F                            | None                         |                          | Building     |
| WERNER ELEMENTARY SCHOOL   | 637       | F          | T               | F                   | F                        |                                    |                                 | F                            | All                          |                          | District     |
| FRENCH ELEMENTARY SCHOOL   | 616       |            |                 |                     | T                        | No access for students             |                                 | F                            | All                          |                          | District     |
| NIWOT ELEMENTARY SCHOOL    | 614       | F          | T               | F                   | T                        | Internet Training                  |                                 | F                            | None                         |                          | Building     |
| FEDERAL HEIGHTS ELEM SCH   | 612       | F          | T               | F                   | F                        |                                    |                                 | F                            | All                          |                          | Building     |
| RYAN ELEMENTARY SCHOOL     | 601       | F          | F               | F                   | T                        | passwords for supervision; bess    |                                 | F                            | None                         |                          | Building     |
| SHELLEDY ELEMENTARY SCH    | 597       | F          | T               | F                   | F                        |                                    |                                 | F                            | None                         |                          | Building     |
| MOUNTAIN VIEW ELEMENTARY   | 597       | F          | T               | F                   | F                        |                                    |                                 | T                            | All                          |                          | District     |
| HIGH PLAINS ELEMENTARY SCH | 581       | F          | T               | T                   | F                        | 4                                  |                                 | F                            | All                          |                          | District     |
| RAY E KILMER ELEM SCHOOL   | 570       | F          | T               | F                   | F                        |                                    |                                 | F                            | None                         |                          | District     |
| MADISON ELEMENTARY SCHOOL  | 568       | F          | T               | F                   | F                        |                                    |                                 | F                            | None                         |                          | District     |
| LINTON ELEMENTARY SCHOOL   | 565       | F          | T               | F                   | F                        |                                    |                                 | F                            | All                          |                          | District     |
| PRAIRIE HILLS ELEM SCHOOL  | 564       | F          | T               | F                   | F                        |                                    |                                 | F                            | All                          |                          | District     |
| TIMNATH ELEMENTARY SCHOOL  | 558       | F          | T               | F                   | F                        |                                    |                                 | F                            | All                          |                          | District     |
| VASSAR ELEMENTARY SCHOOL   | 558       | F          | T               | F                   | F                        |                                    |                                 | F                            | None                         |                          | District     |
| DOULL ELEMENTARY SCHOOL    | 557       | FALSE      | TRUE            | TRUE                | FALSE                    | 3                                  |                                 | F                            | None                         |                          | District     |
| CORONADO ELEMENTARY SCH    | 553       | T          | T               | F                   | F                        |                                    |                                 | F                            | None                         |                          | District     |
| EYESTONE ELEMENTARY SCH    | 551       | F          | F               | F                   | T                        |                                    |                                 | F                            | None                         |                          | District     |
| MCGRAW ELEMENTARY SCHOOL   | 548       | FALSE      | FALSE           | F                   | TRUE                     |                                    | non-permission form             | F                            | All                          |                          | District     |
| WILLOW CREEK ELEM SCHOOL   | 546       | F          | T               | F                   | F                        |                                    | filtering software              | F                            | All                          |                          | District     |
| CHIPETA ELEMENTARY SCHOOL  | 545       | F          | T               | F                   | T                        |                                    |                                 | F                            | All                          |                          | District     |
| LUMBERG ELEMENTARY SCHOOL  | 542       | F          | T               | F                   | F                        |                                    |                                 | F                            | All                          |                          | District     |
| RUNNING CREEK ELEM SCHOOL  | 542       | F          | T               | F                   | T                        |                                    | May not "surf, play games or ch | T                            | None                         |                          | District     |
| CHATFIELD ELEMENTARY SCH   | 540       | F          | T               | T                   | F                        | 3                                  |                                 | F                            | None                         |                          | District     |

## Statistics and Input-Output Measures for School Library Media Centers in Colorado 2000

### Internet Access for Students

| SCHOOL IDENTIFICATION                 | Enrollment | No Restrictions | Parental Permission | Grade-level Restrictions | Unrestricted from grade "blank" up | Other Restrictions | Other Restrictions - Specify | Access via        |           | Student Filter | Filter Level |                 |
|---------------------------------------|------------|-----------------|---------------------|--------------------------|------------------------------------|--------------------|------------------------------|-------------------|-----------|----------------|--------------|-----------------|
|                                       |            |                 |                     |                          |                                    |                    |                              | Pre-selected Menu | Terminals |                |              |                 |
| <b>Elementary 500-699 (Continued)</b> |            |                 |                     |                          |                                    |                    |                              |                   |           |                |              |                 |
| CREST VIEW ELEMENTARY SCH             | 538        | F               | T                   | F                        | F                                  | F                  |                              | F                 | None      |                |              |                 |
| DOS RIOS ELEMENTARY SCH               | 537        | F               | T                   | F                        | F                                  | F                  |                              | F                 | None      |                |              |                 |
| SHAWSHEEN ELEMENTARY SCH              | 536        | T               | T                   | F                        | F                                  | F                  |                              | F                 | None      |                |              |                 |
| TRAUT CORE KNOWLEDGE                  | 530        | F               | T                   | F                        | F                                  | F                  |                              | T                 | All       |                | District     |                 |
| LEAWOOD ELEMENTARY SCH                | 529        | F               | T                   | F                        | F                                  | T                  | curriculum related use       | F                 | All       |                | Building     |                 |
| ROCKY MOUNTAIN ELEM SCH               | 527        | F               | T                   | T                        | F                                  | F                  |                              | T                 | All       |                | District     |                 |
| HACKBERRY HILL ELEM SCH               | 526        | F               | T                   | F                        | F                                  | F                  |                              | F                 | All       |                | District     |                 |
| ELLCOTT ELEMENTARY SCH                | 520        | F               | T                   | F                        | F                                  | F                  |                              | F                 | None      |                |              |                 |
| VANDERHOOF ELEMENTARY SCH             | 520        | F               | T                   | F                        | F                                  | F                  |                              | F                 | Some      |                | Building     |                 |
| WESTVIEW ELEMENTARY SCH               | 515        | F               | T                   | F                        | F                                  | F                  |                              | T                 | All       |                | District     |                 |
| WILSON ELEMENTARY SCHOOL              | 512        | F               | T                   | F                        | F                                  | F                  |                              | F                 | All       |                | District     |                 |
| KELLER ELEMENTARY SCHOOL              | 511        | F               | T                   | F                        | F                                  | F                  |                              | F                 | All       |                | District     |                 |
| SOUTH LAKEWOOD ELEM SCH               | 504        | F               | T                   | F                        | F                                  | F                  |                              | F                 | All       |                | District     |                 |
| <b>Average</b>                        | <b>562</b> |                 |                     |                          |                                    |                    |                              |                   |           |                |              | <b>Building</b> |

## Statistics and Input-Output Measures for School Library Media Centers in Colorado 2000

### Library Media Collection

| SCHOOL IDENTIFICATION      |            | Library Media Collection |                        |                                  |             |                          |                 |                 |                   |                    |  | Computer Software Services |  |
|----------------------------|------------|--------------------------|------------------------|----------------------------------|-------------|--------------------------|-----------------|-----------------|-------------------|--------------------|--|----------------------------|--|
| School Name                | Enrollment | Print volumes            | Nonfiction Avg. © Date | Ref. Titles on CD-ROM/laser disk | Avg. © Date | Periodical Subscriptions | Audio Materials | Video Materials | Computer Software | Online CD Services |  |                            |  |
| <b>Elementary 500-699</b>  |            |                          |                        |                                  |             |                          |                 |                 |                   |                    |  |                            |  |
| CENTENNIAL ELEMENTARY SCH  | 659        | 11600                    | 1985                   | 6                                | 1995        | 23                       | 160             | 500             | 15                | F                  |  |                            |  |
| MITCHELL ELEMENTARY SCH    | 650        | 16000                    | 1990                   | 0                                |             | 8                        | 30              | 150             | 2                 | T                  |  |                            |  |
| ZERGER ELEMENTARY SCHOOL   | 637        | 11166                    |                        | 2                                |             | 25                       | 1176            | 210             | 0                 | F                  |  |                            |  |
| WERNER ELEMENTARY SCHOOL   | 637        | 11000                    | 1986                   | 45                               | 1996        | 11                       | 100             | 100             | 50                | N                  |  |                            |  |
| FRENCH ELEMENTARY SCHOOL   | 616        | 7347                     | 1987                   | 26                               | 1998        | 7                        | 0               | 122             | 0                 | F                  |  |                            |  |
| NIWOT ELEMENTARY SCHOOL    | 614        | 13000                    | 1998                   | 13                               | 1995        | 11                       | 5               | 15              | 191               | T                  |  |                            |  |
| FEDERAL HEIGHTS ELEM SCH   | 612        | 18898                    | 1992                   | 24                               | 1998        | 111                      | 186             | 195             | 44                | T                  |  |                            |  |
| RYAN ELEMENTARY SCHOOL     | 601        | 18000                    | 1996                   | 3                                | 1998        | 16                       | 350             | 60              | 10                | T                  |  |                            |  |
| SHELLEDY ELEMENTARY SCH    | 597        | 8097                     | 1985                   | 7                                | 1991        | 20                       | 1500            | 220             | 0                 | T                  |  |                            |  |
| MOUNTAIN VIEW ELEMENTARY   | 597        | 15000                    |                        | 100                              |             | 20                       |                 |                 |                   | F                  |  |                            |  |
| HIGH PLAINS ELEMENTARY SCH | 581        | 29000                    | 1994                   | 30                               | 1998        | 15                       | 50              | 40              | 280               | T                  |  |                            |  |
| RAY E KILMER ELEM SCHOOL   | 570        | 18698                    |                        | 20                               | 1996        | 20                       | 403             |                 | 403               | T                  |  |                            |  |
| MADISON ELEMENTARY SCHOOL  | 568        | 7000                     | 1992                   | 20                               | 1992        | 23                       | 80              | 800             | 3                 | T                  |  |                            |  |
| LINTON ELEMENTARY SCHOOL   | 565        | 10074                    |                        |                                  |             | 29                       |                 |                 |                   | T                  |  |                            |  |
| PRAIRIE HILLS ELEM SCHOOL  | 564        | 8080                     | 1992                   | 50                               | 1997        | 15                       | 100             | 134             | 50                | T                  |  |                            |  |
| TIMNATH ELEMENTARY SCHOOL  | 558        | 12540                    | 1985                   | 8                                | 1996        | 15                       | 150             | 250             | 150               | T                  |  |                            |  |
| VASSAR ELEMENTARY SCHOOL   | 558        | 10243                    | 1988                   | 35                               | 1995        | 17                       | 0               | 225             | 0                 | F                  |  |                            |  |
| DOULL ELEMENTARY SCHOOL    | 557        | 7345                     | 1990                   | 25                               | 1996        | 13                       | 53              | 107             | 0                 |                    |  |                            |  |
| CORONADO ELEMENTARY SCH    | 553        | 15000                    | 1995                   | 5                                | 1996        | 20                       | 150             | 300             | 10                | T                  |  |                            |  |
| EYESTONE ELEMENTARY SCH    | 551        | 10191                    |                        | 14                               |             | 13                       | 96              | 160             | 0                 | T                  |  |                            |  |
| MCGRAW ELEMENTARY SCHOOL   | 548        | 9903                     | 1990                   | 120                              | 1995        | 12                       | 93              | 402             | 50                |                    |  |                            |  |
| WILLOW CREEK ELEM SCHOOL   | 546        | 21111                    | 1985                   | 50                               | 1995        | 21                       | 639             | 42              | 97                | T                  |  |                            |  |
| CHIPETA ELEMENTARY SCHOOL  | 545        | 9600                     | 1988                   | 12                               | 1997        | 22                       | 10              | 120             | 30                | T                  |  |                            |  |
| LUMBERG ELEMENTARY SCHOOL  | 542        | 13000                    | 1988                   | 30                               | 1998        | 15                       | 50              | 300             | 0                 | F                  |  |                            |  |
| RUNNING CREEK ELEM SCHOOL  | 542        | 28279                    | 1995                   | 28                               | 1998        | 21                       | 93              | 115             | 75                | T                  |  |                            |  |
| CHATFIELD ELEMENTARY SCH   | 540        | 7363                     | 1996                   | 30                               | 1998        | 10                       | 200             | 150             | 30                | T                  |  |                            |  |

**Statistics and Input-Output Measures for  
School Library Media Centers in Colorado 2000**

**Library Media Collection**

**SCHOOL IDENTIFICATION**

| School Name                           | Enroll-<br>ment | Print<br>volumes | Nonfiction  |           | Ref. Titles<br>on CD-ROM/<br>laser disk | Avg.<br>© Date | Periodical<br>Subscriptions<br>© Date | Audio      |           | Video      |            | Computer |  | Online CD<br>Services |
|---------------------------------------|-----------------|------------------|-------------|-----------|---|----------------|---------------------------------------|------------|-----------|------------|------------|----------|--|-----------------------|
|                                       |                 |                  | © Date      | Avg.      |   |                |                                       | Materials  | Materials | Materials  | Software   | Services |  |                       |
| <b>Elementary 500-699 (Continued)</b> |                 |                  |             |           |   |                |                                       |            |           |            |            |          |  |                       |
| CREST VIEW ELEMENTARY SCH             | 538             | 16833            | 1981        | 5         | 1997                                    | 21             | 64                                    | 148        | 30        | 148        | 30         |          |  | F                     |
| DOS RIOS ELEMENTARY SCH               | 537             | 11944            | 1991        | 131       | 1998                                    | 23             | 612                                   | 258        | 42        | 258        | 42         |          |  | F                     |
| SHAWSHEEN ELEMENTARY SCH              | 536             | 8000             | 1990        | 150       | 1997                                    | 14             | 10                                    | 100        | 10        | 100        | 10         |          |  | T                     |
| TRAUT CORE KNOWLEDGE                  | 530             | 10000            | 1987        | 25        |   | 11             | 175                                   | 125        |           | 125        |            |          |  | T                     |
| LEAWOOD ELEMENTARY SCH                | 529             | 11000            | 1980        | 10        | 1998                                    | 21             | 100                                   | 300        | 12        | 300        | 12         |          |  | T                     |
| ROCKY MOUNTAIN ELEM SCH               | 527             | 8000             | 1989        | 6         | 1986                                    | 8              | 109                                   | 120        | 290       | 120        | 290        |          |  | F                     |
| HACKBERRY HILL ELEM SCH               | 526             | 12491            | 1985        | 12        | 1997                                    | 12             | 220                                   | 58         | 18        | 58         | 18         |          |  | F                     |
| ELLCOTT ELEMENTARY SCH                | 520             | 8000             | 1998        | 2         | 1996                                    | 16             | 0                                     | 200        | 0         | 200        | 0          |          |  | F                     |
| VANDERHOOF ELEMENTARY                 | 520             | 9986             | 1996        | 15        | 1998                                    | 8              | 55                                    | 40         | 0         | 40         | 0          |          |  | F                     |
| WESTVIEW ELEMENTARY SCH               | 515             | 12000            | 1988        | 4         | 1995                                    | 15             | 80                                    | 40         | 25        | 40         | 25         |          |  | T                     |
| WILSON ELEMENTARY SCHOOL              | 512             | 4000             | 1985        | 3         | 1995                                    | 12             | 0                                     | 50         | 50        | 50         | 50         |          |  | T                     |
| KELLER ELEMENTARY SCHOOL              | 511             | 11500            |             | 3         | 1997                                    | 0              | 200                                   | 150        | 250       | 150        | 250        |          |  | T                     |
| SOUTH LAKEWOOD ELEM SCH               | 504             | 9978             | 1996        | 67        | 1995                                    | 12             | 400                                   | 1000       | 400       | 1000       | 400        |          |  | T                     |
| <b>Average</b>                        | <b>562</b>      | <b>12340</b>     | <b>1990</b> | <b>30</b> | <b>1996</b>                             | <b>18</b>      | <b>208</b>                            | <b>203</b> | <b>73</b> | <b>208</b> | <b>203</b> |          |  | <b>73</b>             |

## Statistics and Input-Output Measures for School Library Media Centers in Colorado 2000

### Library Media Usage Per Typical Week

| SCHOOL IDENTIFICATION      | Enrollment  |             | Total Visits        |                         | Info Skills Instruction    |         | Circulation Materials Per Week | ILL & Document Delivery |  |
|----------------------------|-------------|-------------|---------------------|-------------------------|----------------------------|---------|--------------------------------|-------------------------|--|
|                            | School Name | Individuals | Classes &/or Groups | Contacts w/ Individuals | Contacts w/ Classes/Groups | Lending |                                | Borrowing               |  |
| <b>Elementary 500-699</b>  |             |             |                     |                         |                            |         |                                |                         |  |
| CENTENNIAL ELEMENTARY SCH  | 659         | 900         | 7                   | 125                     | 3                          | 3       | 15                             | 10                      |  |
| MITCHELL ELEMENTARY SCH    | 650         | 4           | 27                  | 3                       | 27                         | 1800    | 2                              | 1                       |  |
| ZERGER ELEMENTARY SCHOOL   | 637         | 600         | 18                  | 437                     | 5                          |         | 0                              | 0                       |  |
| WERNER ELEMENTARY SCHOOL   | 637         | 500         | 26                  | 30                      | 1                          | 1000    | 1                              | 0                       |  |
| FRENCH ELEMENTARY SCHOOL   | 616         | 10          | 29                  | 0                       | 0                          | 800     | 0                              | 0                       |  |
| NIWOT ELEMENTARY SCHOOL    | 614         | 547         | 30                  | 509                     | 22                         | 2500    | 2                              | 1                       |  |
| FEDERAL HEIGHTS ELEM SCH   | 612         | 689         | 36                  | 605                     | 4                          | 480     | 13                             | 1                       |  |
| RYAN ELEMENSTRAY SCHOOL    | 601         | 560         | 30                  | 85                      | 5                          | 1300    | 1                              | 1                       |  |
| SHELLEDY ELEMENTARY SCH    | 597         | 100         | 28                  | 50                      | 28                         | 1300    | 5                              | 5                       |  |
| MOUNTAIN VIEW ELEMENTARY   | 597         | 550         | 24                  | 20                      |                            | 1500    | 2                              | 2                       |  |
| HIGH PLAINS ELEMENTARY SCH | 581         | 675         | 67                  | 475                     | 34                         | 2500    | 60                             | 10                      |  |
| RAY E KILMER ELEM SCHOOL   | 570         | 2           | 30                  | 2                       | 10                         | 1540    | 10                             | 30                      |  |
| MADISON ELEMENTARY SCHOOL  | 568         | 300         | 12                  | 150                     | 4                          | 1000    | 1                              | 10                      |  |
| LINTON ELEMENTARY SCHOOL   | 565         | 75          | 35                  | 30                      | 3                          |         | 1                              | 1                       |  |
| PRAIRIE HILLS ELEM SCHOOL  | 564         | 1250        | 10                  | 80                      | 8                          | 742     | 4                              | 5                       |  |
| TIMNATH ELEMENTARY SCHOOL  | 558         | 350         | 25                  | 80                      | 50                         | 2000    | 2                              | 25                      |  |
| VASSAR ELEMENTARY SCHOOL   | 558         | 560         | 24                  | 530                     | 550                        | 2400    | 1                              | 1                       |  |
| DOULL ELEMENTARY SCHOOL    | 557         | 475         | 0                   | 400                     | 0                          | 800     | 1                              | 1                       |  |
| CORONADO ELEMENTARY SCH    | 553         | 600         | 30                  | 300                     | 15                         | 1500    | 5                              | 2                       |  |
| EYESTONE ELEMENTARY SCH    | 551         | 625         | 27                  | 0                       | 0                          | 1500    | 0                              | 0                       |  |
| MCGRAW ELEMENTARY SCHOOL   | 548         | 1250        | 40                  | 500                     | 20                         | 1250    | 2                              | 2                       |  |
| WILLOW CREEK ELEM SCHOOL   | 546         | 305         | 47                  | 15                      | 25                         | 1500    | 26                             | 9                       |  |
| CHIPETA ELEMENTARY SCHOOL  | 545         | 200         | 21                  | 200                     | 15                         | 500     | 2                              | 0                       |  |
| LUMBERG ELEMENTARY SCHOOL  | 542         | 20          | 28                  | 10                      | 20                         | 1200    | 0                              | 0                       |  |
| RUNNING CREEK ELEM SCHOOL  | 542         | 337         | 38                  | 188                     | 18                         | 1309    | 25                             | 0                       |  |
| CHATFIELD ELEMENTARY SCH   | 540         | 600         | 30                  | 600                     | 30                         | 400     | 5                              | 2                       |  |

## Statistics and Input-Output Measures for School Library Media Centers in Colorado 2000

### Library Media Usage Per Typical Week

| SCHOOL IDENTIFICATION                 | Total Visits |                     | Info Skills Instruction |                            | Circulation Materials Per Week | ILL & Document Delivery |           |
|---------------------------------------|--------------|---------------------|-------------------------|----------------------------|--------------------------------|-------------------------|-----------|
|                                       | Enroll-ment  | Classes &/or Groups | Contacts w/ Individuals | Contacts w/ Classes/Groups |                                | Lending                 | Borrowing |
| <b>Elementary 500-699 (Continued)</b> |              |                     |                         |                            |                                |                         |           |
| CREST VIEW ELEMENTARY SCH             | 538          | 32                  | 50                      | 12                         | 825                            | 0                       | 10        |
| DOS RIOS ELEMENTARY SCH               | 537          | 36                  | 90                      | 20                         | 820                            | 2                       | 2         |
| SHAWSHEEN ELEMENTARY SCH              | 536          | 30                  | 50                      | 15                         | 1200                           | 1                       | 4         |
| TRAUT CORE KNOWLEDGE                  | 530          | 22                  | 25                      | 6                          | 200                            | 0                       | 15        |
| LEAWOOD ELEMENTARY SCH                | 529          | 30                  | 650                     | 25                         | 750                            | 2                       | 2         |
| ROCKY MOUNTAIN ELEM SCH               | 527          | 23                  | 25                      | 0                          | 1100                           | 3                       | 0         |
| HACKBERRY HILL ELEM SCH               | 526          | 44                  | 130                     | 28                         | 1200                           | 0                       | 0         |
| ELLCOTT ELEMENTARY SCH                | 520          | 0                   | 3                       | 0                          | 1000                           | 0                       | 0         |
| VANDERHOOF ELEMENTARY SCH             | 520          | 508                 | 10                      | 508                        | 250                            | 0                       | 0         |
| WESTVIEW ELEMENTARY SCH               | 515          | 24                  | 400                     | 15                         | 1000                           | 5                       | 5         |
| WILSON ELEMENTARY SCHOOL              | 512          | 20                  | 30                      | 10                         | 700                            | 0                       | 0         |
| KELLER ELEMENTARY SCHOOL              | 511          | 28                  | 550                     | 28                         | 780                            | 0                       | 0         |
| SOUTH LAKEWOOD ELEM SCH               | 504          | 100                 | 15                      | 20                         | 600                            | 0                       | 0         |
| <b>Average</b>                        | <b>562</b>   | <b>449</b>          | <b>191</b>              | <b>42</b>                  | <b>1146</b>                    | <b>5</b>                | <b>4</b>  |

**Statistics and Input-Output Measures for  
School Library Media Centers in Colorado 2000**

|                              |                 | Annual Operating Expenditures |                    |               |                       |                                    |                           |       |  |  |
|------------------------------|-----------------|-------------------------------|--------------------|---------------|-----------------------|------------------------------------|---------------------------|-------|--|--|
|                              |                 | Materials in Dollars:         |                    |               |                       |                                    |                           |       |  |  |
| <b>SCHOOL IDENTIFICATION</b> |                 | Electronic                    |                    | Electronic    |                       | Electronic                         |                           | Total |  |  |
| School Name                  | Enroll-<br>ment | Print                         | Formats<br>(local) | Non-<br>Print | Access<br>(non-local) | Other<br>Operating<br>Expenditures | Operating<br>expenditures |       |  |  |
| <b>Elementary 500-699</b>    |                 |                               |                    |               |                       |                                    |                           |       |  |  |
| CENTENNIAL ELEMENTARY SCH    | 659             | \$5,000                       | \$1,000            | \$2,000       | \$500                 | \$1,500                            | \$10,000                  |       |  |  |
| MITCHELL ELEMENTARY SCH      | 650             | \$4,000                       | \$5,000            | \$1,500       | \$400                 | \$500                              | \$11,400                  |       |  |  |
| ZERGER ELEMENTARY SCHOOL     | 637             | \$8,000                       | \$0                | \$1,000       | \$0                   | \$0                                | \$9,000                   |       |  |  |
| WERNER ELEMENTARY SCHOOL     | 637             | \$1,500                       | \$1,000            | \$0           | \$0                   | \$2,500                            | \$5,000                   |       |  |  |
| FRENCH ELEMENTARY SCHOOL     | 616             | \$2,000                       | \$0                | \$0           | \$0                   | \$0                                | \$2,000                   |       |  |  |
| NIWOT ELEMENTARY SCHOOL      | 614             | \$3,000                       | \$500              | \$500         | \$500                 | \$500                              | \$5,000                   |       |  |  |
| FEDERAL HEIGHTS ELEM SCH     | 612             | \$7,000                       | \$600              | \$0           | \$0                   | \$200                              | \$7,800                   |       |  |  |
| RYAN ELEMENTARY SCHOOL       | 601             | \$5,000                       | \$150              | \$150         | \$800                 | \$1,200                            | \$7,300                   |       |  |  |
| SHELLEDY ELEMENTARY SCH      | 597             | \$2,687                       | \$0                | \$788         | \$0                   | \$207                              | \$3,682                   |       |  |  |
| MOUNTAIN VIEW ELEMENTARY     | 597             | \$3,300                       | \$300              | \$400         | \$0                   | \$0                                | \$4,000                   |       |  |  |
| HIGH PLAINS ELEMENTARY SCH   | 581             | \$6,500                       | \$1,200            | \$100         | \$300                 | \$0                                | \$8,100                   |       |  |  |
| RAY E KILMER ELEM SCHOOL     | 570             | \$7,500                       | \$500              | \$0           | \$0                   | \$4,000                            | \$12,000                  |       |  |  |
| MADISON ELEMENTARY SCHOOL    | 568             | \$4,850                       | \$500              | \$600         | \$350                 | \$500                              | \$6,800                   |       |  |  |
| LINTON ELEMENTARY SCHOOL     | 565             | \$5,920                       | \$0                | \$600         | \$340                 | \$4,300                            | \$10,560                  |       |  |  |
| PRAIRIE HILLS ELEM SCHOOL    | 564             | \$2,300                       | \$450              | \$100         | \$0                   | \$150                              | \$3,000                   |       |  |  |
| TIMNATH ELEMENTARY SCHOOL    | 558             | \$7,600                       | \$1,500            | \$1,500       | \$400                 | \$2,400                            | \$13,400                  |       |  |  |
| VASSAR ELEMENTARY SCHOOL     | 558             | \$3,300                       | \$0                | \$642         | \$0                   | \$1,025                            | \$4,967                   |       |  |  |
| DOULL ELEMENTARY SCHOOL      | 557             | \$8,200                       | \$500              | \$250         | \$0                   | \$250                              | \$9,200                   |       |  |  |
| CORONADO ELEMENTARY SCH      | 553             | \$5,200                       | \$500              | \$1,500       | \$500                 | \$800                              | \$8,500                   |       |  |  |
| EYESTONE ELEMENTARY SCH      | 551             | \$3,500                       | \$0                | \$0           | \$0                   | \$2,000                            | \$5,500                   |       |  |  |
| MCGRAW ELEMENTARY SCHOOL     | 548             | \$5,400                       | \$3,000            | \$1,700       | \$600                 | \$2,300                            | \$13,000                  |       |  |  |
| WILLOW CREEK ELEM SCHOOL     | 546             | \$6,520                       | \$4,090            | \$100         | \$695                 | \$375                              | \$11,780                  |       |  |  |
| CHIPETA ELEMENTARY SCHOOL    | 545             | \$500                         | \$200              | \$100         | \$0                   | \$0                                | \$800                     |       |  |  |
| LUMBERG ELEMENTARY SCHOOL    | 542             | \$2,500                       | \$600              | \$200         | \$0                   | \$1,700                            | \$5,000                   |       |  |  |
| RUNNING CREEK ELEM SCHOOL    | 542             | \$3,600                       | \$500              | \$500         | \$800                 | \$4,100                            | \$9,500                   |       |  |  |
| CHATFIELD ELEMENTARY SCH     | 540             | \$3,000                       | \$100              | \$100         | \$0                   | \$40                               | \$3,240                   |       |  |  |





**Statistics and Input-Output Measures for  
School Library Media Centers in Colorado 2000**

| SCHOOL IDENTIFICATION                 | Annual Operating Expenditures |                |                            |              |                               |                              |                | Total Operating expenditures |
|---------------------------------------|-------------------------------|----------------|----------------------------|--------------|-------------------------------|------------------------------|----------------|------------------------------|
|                                       | Enroll-ment                   | Print          | Electronic Formats (local) | Non-Print    | Electronic Access (non-local) | Other Operating Expenditures |                |                              |
| Materials in Dollars:                 |                               |                |                            |              |                               |                              |                |                              |
| <b>Elementary 500-699 (Continued)</b> |                               |                |                            |              |                               |                              |                |                              |
| CREST VIEW ELEMENTARY SCH             | 538                           | \$3,000        | \$200                      | \$500        | \$0                           | \$600                        | \$4,300        |                              |
| DOS RIOS ELEMENTARY SCH               | 537                           | \$3,500        | \$600                      | \$600        | \$0                           | \$500                        | \$5,200        |                              |
| SHAWSHEEN ELEMENTARY SCH              | 536                           | \$3,000        | \$250                      | \$300        | \$500                         | \$500                        | \$4,550        |                              |
| TRAUT CORE KNOWLEDGE                  | 530                           | \$3,500        | \$3,100                    | \$500        | \$352                         | \$900                        | \$8,352        |                              |
| LEAWOOD ELEMENTARY SCH                | 529                           | \$3,000        | \$200                      | \$200        | \$400                         | \$200                        | \$4,000        |                              |
| ROCKY MOUNTAIN ELEM SCH               | 527                           | \$1,700        | \$0                        | \$100        | \$0                           | \$0                          | \$1,800        |                              |
| HACKBERRY HILL ELEM SCH               | 526                           | \$5,000        | \$1,000                    | \$600        | \$0                           | \$400                        | \$7,000        |                              |
| ELLCOTT ELEMENTARY SCH                | 520                           |                |                            |              |                               |                              | \$30,825       |                              |
| VANDERHOOF ELEMENTARY SCH             | 520                           | \$7,500        | \$0                        | \$250        | \$0                           | \$250                        | \$8,000        |                              |
| WESTVIEW ELEMENTARY SCH               | 515                           | \$5,000        | \$0                        | \$0          | \$0                           | \$0                          | \$5,000        |                              |
| WILSON ELEMENTARY SCHOOL              | 512                           | \$1,200        | \$0                        | \$0          | \$0                           | \$0                          | \$1,200        |                              |
| KELLER ELEMENTARY SCHOOL              | 511                           | \$6,000        | \$3,000                    | \$2,000      | \$1,000                       | \$500                        | \$12,500       |                              |
| SOUTH LAKEWOOD ELEM SCH               | 504                           | \$5,000        | \$600                      | \$600        | \$0                           | \$1,000                      | \$7,200        |                              |
| <b>Average</b>                        | <b>562</b>                    | <b>\$4,349</b> | <b>\$842</b>               | <b>\$524</b> | <b>\$222</b>                  | <b>\$932</b>                 | <b>\$7,448</b> |                              |



**Statistics and Input-Output Measures for  
School Library Media Centers in Colorado 2000**

**SCHOOL IDENTIFICATION**

| School Name                | Enroll- District<br>ment Name | Address                     | City             | County    | Zip<br>Code |
|----------------------------|-------------------------------|-----------------------------|------------------|-----------|-------------|
| <b>Elementary 300-499</b>  |                               |                             |                  |           |             |
| WILDER ELEMENTARY SCHOOL   | 496 Littleton 6               | 4300 W Ponds Cr             | Littleton        | Arapahoe  | 80123       |
| NORTHBRIDGE ELEMENTARY SCH | 492 St Vrain Valley RE 1J     | 1200 19th Avenue            | Longmont         | Boulder   | 80501       |
| EAGLE VALLEY ELEMENTARY    | 491 Eagle County RE 50        | 737 E. 3rd St. P.O. Box 780 | Eagle            | Eagle     | 81631       |
| ARAGON ELEMENTARY SCHOOL   | 490 Fountain 8                | 211 S. Main St              | Fountain         | El Paso   | 80817       |
| GUST ELEMENTARY SCHOOL     | 486 Denver County 1           | 3440 W. Yale Ave.           | Denver           | Co        | 80219       |
| ANTELOPE TRAILS ELEM SCH   | 483 Academy 20                | 15280 Jessie Dr             | Colorado Springs | El Paso   | 80921       |
| CACHE LA POUUDRE ELEM SCH  | 481 Poudre R-1                | 3511 W. County Rd 54G       | Laforte          | Larimer   | 80535       |
| LEWIS-PALMER ELEM SCHOOL   | 480 Lewis-Palmer 38           | 1315 Lake Woodmoor Drive    | Monument         | El Paso   | 80132       |
| HIGH PLAINS ELEMENTARY SCH | 469 Academy 20                | 2248 Vintage Dr             | Colorado Springs | El Paso   | 80920       |
| FOOTHILL ELEMENTARY SCH    | 465 Boulder Valley RE 2       | 1001 Hawthorn               | Boulder          | Boulder   | 80304       |
| RALSTON ELEMENTARY SCH     | 454 Jefferson County R-1      | 25856 columbine glenn       | golden           | co        | 80401       |
| LINCOLN O M ELEMENTARY SCH | 450 Mesa County Valley 51     | 2888 B 1/2 Road             | Grand Junction   | Mesa      | 81503       |
| EXPLORER ELEMENTARY        | 449 Academy 20                | 4190 Bardot                 | Colorado Springs | El Paso   | 80920       |
| PECK ELEMENTARY SCHOOL     | 443 Jefferson County R-1      | 6495 Carr Street            | Arvada           | Jefferson | 80004       |
| O'DEA ELEMENTARY SCHOOL    | 437 Poudre R-1                | 312 Princeton Road          | Fort Collins     | Larimer   | 80525       |
| HARRISON ELEMENTARY        | 434 Canon City RE-1           | 485 Cottonwood              | Canon City       | Fremont   | 81212       |
| NEEDHAM ELEMENTARY SCH     | 433 Durango 9-R               | 2425 West 3rd Avenue        | Durango          | LaPlata   | 81301       |
| HYGIENE ELEMENTARY SCHOOL  | 433 St Vrain Valley RE 1J     | 11968 N. 75th Street        | Hygiene          | Boulder   | 80533       |
| NORTH MOR ELEMENTARY SCH   | 425 Northglenn-Thornton 12    | 9580 Damon Drive            | Northglenn       | Adams     | 80260       |
| EVANS ELEMENTARY SCHOOL    | 417 Alamosa RE-11J            | 108 LaVeta Avenue           | Alamosa          | Alamosa   | 81101       |
| TOZER ELEMENTARY SCHOOL    | 412 Windsor RE-4              | PO Box 609, 501 Oak Street  | Windsor          | Weld      | 80550       |
| TWAIN ELEMENTARY SCHOOL    | 411 Littleton 6               | 6901 S Franklin Street      | Littleton        | Arapahoe  | 80122       |
| SKYVIEW ELEMENTARY SCHOOL  | 407 Windsor RE-4              | 1000 Stone Mountain         | Windsor          | Weld      | 80550       |
| MANITOU SPRINGS ELEM SCH   | 405 Manitou Springs 14        | 701 Duclou                  | Manitou Springs  | El Paso   | 80829       |
| COLUMBINE ELEMENTARY SCH   | 403 St Vrain Valley RE 1J     | 111 Longs Peak Avenue       | Longmont         | Boulder   | 80501       |
| SPANGLER ELEMENTARY SCH    | 397 St Vrain Valley RE 1J     | 1440 Collyer Street         | Longmont         | Boulder   | 80501       |

**Statistics and Input-Output Measures for  
School Library Media Centers in Colorado 2000**

**SCHOOL IDENTIFICATION**

| School Name                           | Enroll- ment Name          | Address                 | City             | County     | Zip Code |
|---------------------------------------|----------------------------|-------------------------|------------------|------------|----------|
| <b>Elementary 300-499 (continued)</b> |                            |                         |                  |            |          |
| BILL METZ ELEMENTARY SCH              | 392 Monte Vista C-8        | 545 - 2nd Avenue        | Monte Vista      | Rio Grande | 81144    |
| FALCON ELEMENTARY SCHOOL              | 391 Falcon 49              | 12050 Falcon Highway    | Falcon           | El Paso    | 80851    |
| MANAUGH ELEMENTARY SCH                | 391 Montezuma-Cortez RE-1  | 300 E 4th               | Cortez           | Montezuma  | 81321    |
| MALLEY DR ELEMENTARY                  | 384 Northglenn-Thornton 12 | 1300 Malley Drive       | Northglenn       | Adams      | 80233    |
| PIONEER ELEMENTARY SCHOOL             | 377 Fort Morgan RE-3       | 415 S Spruce            | Fort Morgan      | Morgan     | 80701    |
| DOS RIOS ELEMENTARY SCH               | 370 Mesa County Valley 51  | 265 Linden Avenue       | Grand Junction   | Mesa       | 81503    |
| STRASBURG ELEMENTARY SCH              | 368 Strasburg 31J          | PO Box 207              | Strasburg        | Adams      | 80136    |
| WEST ELEMENTARY SCHOOL                | 367 East Otero R-1         | W. 6th and Topeka       | La Junta         | Otero      | 81050    |
| CAMPBELL ELEMENTARY SCH               | 367 Jefferson County R-1   | 6500 Oak St.            | Arvada           | Jefferson  | 80004    |
| BURLINGTON ELEMENTARY SCH             | 362 Burlington RE-6J       | 450 - 11th Street       | Burlington       | Kit Carson | 80807    |
| MOUNTAIN VIEW ELEM SCHOOL             | 361 Windsor RE-4           | 810 - 3rd Street        | Windsor          | Weld       | 80550    |
| MESA ELEMENTARY SCHOOL                | 361 Montezuma-Cortez RE-1  | 703 W 7th Street        | Cortez           | Montezuma  | 81321    |
| MOORE ELEMENTARY SCHOOL               | 360 Poudre R-1             | 1905 Orchard Place      | Fort Collins     | Larimer    | 80521    |
| FLORIDA MESA ELEM SCHOOL              | 344 Durango 9-R            | 216 Highway 172         | Durango          | La Plata   | 81301    |
| HASKIN ELEMENTARY SCHOOL              | 339 Center 26 JT           | 500 S Broadway          | Center           | Saguache   | 81125    |
| ALLENDALE ELEMENTARY SCH              | 335 Jefferson County R-1   | 5900 Oak Street         | Arvada           | Jefferson  | 80004    |
| BATES ELEMENTARY SCHOOL               | 334 Colorado Springs 11    | 702 Cragmor Road        | Colorado Springs | El Paso    | 80907    |
| KEMPER ELEMENTARY SCHOOL              | 332 Montezuma-Cortez RE-1  | PO Drawer R             | Cortez           | Montezuma  | 81321    |
| GREEN ACRES ELEMENTARY                | 324 Fort Morgan RE-3       | 930 Sherman             | Fort Morgan      | Morgan     | 80701    |
| LIMON ELEMENTARY SCHOOL               | 319 Limon RE-4J            | PO Box 249              | Limon            | Lincoln    | 80828    |
| COLUMBIAN ELEMENTARY SCH              | 319 Las Animas RE-1        | 1026 - 6th Street       | Las Animas       | Bent       | 81054    |
| MEEKER ELEMENTARY SCHOOL              | 308 Meeker RE1             | PO Box 988              | Meeker           | Rio Blanco | 81641    |
| PARKVIEW ELEMENTARY SCH               | 305 Lamar RE-2             | 1105 Parkview           | Lamar            | Prowers    | 81052    |
| BROADMOOR ELEMENTARY SCH              | 300 Cheyenne Mountain 12   | 440 W Cheyenne Mtn Blvd | Colorado Springs | El Paso    | 80906    |
| Average                               | 401                        |                         |                  |            |          |

## Statistics and Input-Output Measures for School Library Media Centers in Colorado 2000

### Respondent Identification

#### SCHOOL IDENTIFICATION

| School Name                | Enroll- Name of<br>ment Respondent | Title                      | Phone        | Fax          | E-mail                              |
|----------------------------|------------------------------------|----------------------------|--------------|--------------|-------------------------------------|
| <b>Elementary 300-499</b>  |                                    |                            |              |              |                                     |
| WILDER ELEMENTARY SCHOOL   | 496 Christine Chittick             | Media Specialist           | 303-347-4764 |              | cchittick@lps.k12.co.us             |
| NORTHBRIDGE ELEMENTARY SCH | 492 Becky Masters                  | Media Tech                 | 303-772-3040 |              |                                     |
| EAGLE VALLEY ELEMENTARY    | 491 Sheila Fritze                  | Media specialist/Librarian | 970-328-6981 | 970-328-5665 | sfritze@ecsd.re50j.k12.co.us        |
| ARAGON ELEMENTARY SCHOOL   | 490 Pam Briix                      | Media Specialist           | 719-382-1351 | 719-382-8594 | pbriix@netscape.net                 |
| GUST ELEMENTARY SCHOOL     | 486 Jane Baldwin                   | Library media Specialist   | 303-935-4613 | 303-764-7726 | jane-baldwin@dpsk12.org             |
| ANTELOPE TRAILS ELEM SCH   | 483 Jill Whitener                  | Librarian                  | 719-481-9330 | 719-481-9334 | jwhiten@d20.co.edu                  |
| CACHE LA POU DRE ELEM SCH  | 481 Lex Krauz                      | Media Specialist           | 970-493-6266 | 970-493-6266 | akrauz@psd.k12.co.us                |
| LEWIS-PALMER ELEM SCHOOL   | 480 Jane Broeckelman               | Media Resource Teacher     | 719-488-4750 |              |                                     |
| HIGH PLAINS ELEMENTARY SCH | 469 Susan Guetiz                   | Classified Librarian       | 719-594-0797 |              |                                     |
| FOOTHILL ELEMENTARY SCH    | 465 Fran Grzenda                   | Media Specialist           | 303-443-1847 | 303-443-1848 | grzenda@bvsd.k12.co.us              |
| RALSTON ELEMENTARY SCH     | 454 christine strauss              | library information sp     | 303-982-4386 | 303-982-4387 | cstrauss@Jeffco.k12.co.us           |
| LINCOLN O M ELEMENTARY SCH | 450 Starr Blair                    | Library Secretary          | 970-242-6383 | 970-243-8341 | starrb@mesa.k12.co.us               |
| EXPLORER ELEMENTARY        | 449 Carolyn Wittman                | Classified Librarian       | 719-282-0888 | 719-282-1558 | cwittma@d20.co.edu                  |
| PECK ELEMENTARY SCHOOL     | 443 Maureen Gamble                 | Library Info Specialist    | 303-982-0590 | 303-982-0591 | mgamble@jeffco.k12.co.us            |
| O'DEA ELEMENTARY SCHOOL    | 437 Pamela Gay Thompson            | Media Specialist           | 970-484-6314 |              | pamelat@psd.k12.co.us               |
| HARRISON ELEMENTARY        | 434 Jane Schuh                     | Library Tech               | 719-276-6004 |              |                                     |
| NEEDHAM ELEMENTARY SCH     | 433 Patricia Lambert               | Info Specialist            | 970-247-4791 | 970-247-3388 | plambert@frontier.net               |
| HYGIENE ELEMENTARY SCHOOL  | 433 Becky Wiens                    | Media Tech                 | 303-776-0855 |              | wiens-becky@stvrain.k12.co.us       |
| NORTH MOR ELEMENTARY SCH   | 425 Mary Louise Sanchez            | Library Media Specialist   | 720-872-5557 | 720-872-5559 | marylouise-sanchez@ceo.cudenver.edu |
| EVANS ELEMENTARY SCHOOL    | 417 Julie Herrera                  | Library Media Specialist   | 719-589-3684 | 719-589-1446 | julieh@alamosa.k12.co.us            |
| TOZER ELEMENTARY SCHOOL    | 412 Teri Goodwin                   | Media Specialist           | 970-686-8418 | 970-686-0866 | tgoodwin@windor.k12.co.us           |
| TWAIN ELEMENTARY SCHOOL    | 411 Kathy Ferris                   | Instructional Parapro      | 303-347-4700 |              |                                     |
| SKYVIEW ELEMENTARY SCHOOL  | 407 Abby Nickell                   | Media Specialist           | 970-686-8517 |              | anickell@windor.k12.co.us           |
| MANITOU SPRINGS ELEM SCH   | 405 S Zimmerman                    | Media Tech                 | 719-685-2143 | 719-685-2159 | szimmerman@mssd14.k12.co.us         |
| COLUMBINE ELEMENTARY SCH   | 403 R Harkin                       | Media Tech                 | 303-776-2840 | 303-772-8837 | harkin-romelle@stvrain.k12.co.us    |
| SPANGLER ELEMENTARY SCH    | 397 Linda L Stewart                | Media Tech                 | 303-776-1691 | 303-772-8850 | stewart-linda@stvrain.k12.co.us     |

## Statistics and Input-Output Measures for School Library Media Centers in Colorado 2000

### Respondent Identification

#### SCHOOL IDENTIFICATION

| School Name                           | Enroll- ment | Name of Respondent | Title                     | Phone        | Fax          | E-mail                           |
|---------------------------------------|--------------|--------------------|---------------------------|--------------|--------------|----------------------------------|
| <b>Elementary 300-499 (continued)</b> |              |                    |                           |              |              |                                  |
| BILL METZ ELEMENTARY SCH              | 392          | Mark Skinner       | Librarian                 | 719-852-4041 | 719-852-6196 | mskinner23@hotmail.com           |
| FALCON ELEMENTARY SCHOOL              | 391          | M J Berg           | Library Media Specialist  | 719-495-5279 |              |                                  |
| MANAUGH ELEMENTARY SCH                | 391          | Karen Yarbrough    | Library Aide              | 970-565-7691 | 970-565-5142 |                                  |
| MALLEY DR ELEMENTARY                  | 384          | Norene D'Onofrio   | Media Specialist          | 720-872-5489 | 720-872-5499 |                                  |
| PIONEER ELEMENTARY SCHOOL             | 377          | Sally Scheidt      | Library Secretary         | 970-867-2086 | 970-867-9365 | salbob@kci.net                   |
| DOS RIOS ELEMENTARY SCH               | 370          | Linda Zimmerman    | Library Secretary         | 970-255-8525 | 970-255-8504 | lindaz@mesa.k12.co.us            |
| STRASBURG ELEMENTARY SCH              | 368          | Kaye Barnes        | Elementary Librarian      | 303-622-9215 |              |                                  |
| WEST ELEMENTARY SCHOOL                | 367          | Sherry Baumgartner | Media specialist          | 719-384-2991 | 719-384-6910 | baumgart@lajunta.k12.co.us       |
| CAMPBELL ELEMENTARY SCH               | 367          | Susan Fishburne    | Library Info Specialists  | 303-982-1440 | 303-982-1441 | sfishbur@jeffco.k12.co.us        |
| BURLINGTON ELEMENTARY SCH             | 362          | Terrill Armbrister | Computer Lab Instructor   | 719-346-8166 | 719-346-8165 | beslib@ria.net                   |
| MOUNTAIN VIEW ELEM SCHOOL             | 361          | Joann Perko        | Media Specialist          | 970-686-8321 | 970-686-5262 | jperko@windsor.k12.co.us         |
| MESA ELEMENTARY SCHOOL                | 361          | Rita Gorsuch       | Library Aide              | 970-565-3858 |              | rgorsuch@cor tez.k12.co.us       |
| MOORE ELEMENTARY SCHOOL               | 360          | Gail Friek         | Media Specialist          | 970-484-6762 | 970-484-3459 | gfrick@psd.k12.co.us             |
| FLORIDA MESA ELEM SCHOOL              | 344          | Ann Ruetschle      | Media Specialist          | 970-247-4250 |              | aruetsch@durango.k12.co.us       |
| HASKIN ELEMENTARY SCHOOL              | 339          | Panda Baird        | Media Specialist          | 719-754-3982 | 719-754-3952 | pbaird@center.k12.co.us          |
| ALLENDALE ELEMENTARY SCH              | 335          | Kathy James        | LIS                       | 303-982-1164 | 303-982-1164 | kjames@jeffco.k12.co.us          |
| BATES ELEMENTARY SCHOOL               | 334          | Linda Johnson      | Coord. Of Info. and Tech. | 719-328-5400 | 719-260-8827 | johnsll@d11.org                  |
| KEMPER ELEMENTARY SCHOOL              | 332          | Sandra L. Clark    | Librarian/Media           | 970-565-3737 |              |                                  |
| GREEN ACRES ELEMENTARY                | 324          | Rose Stadler       | Library/Secretary         | 970-867-5460 | 970-867-9408 | MMBurgess@hotmail.com            |
| LIMON ELEMENTARY SCHOOL               | 319          | Margaret Burgess   | Media Specialist          | 719-775-2350 | 719-775-9052 | nancy.tanner@lasanimas.k12.co.us |
| COLUMBIAN ELEMENTARY SCH              | 319          | Nancy Tanner       | Para-Librarian            |              |              |                                  |
| MEEKER ELEMENTARY SCHOOL              | 308          | Kay Bivens         | Media Clerk               | 719-336-7413 |              |                                  |
| PARKVIEW ELEMENTARY SCH               | 305          | Sandee Bamber      | Librarian                 | 719-475-6130 |              |                                  |
| BROADMOOR ELEMENTARY SCH              | 300          | Carol Laughlin     |                           |              |              |                                  |
| <b>Average</b>                        | <b>401</b>   |                    |                           |              |              |                                  |

## Statistics and Input-Output Measures for School Library Media Centers in Colorado 2000

| SCHOOL IDENTIFICATION      | Service Hours Per Typical Week |                     |       |                       |       | Library Media Staffing Per Typical Week |              |               |                    |                       |                            |                        |                        |
|----------------------------|--------------------------------|---------------------|-------|-----------------------|-------|---|--------------|---------------|--------------------|-----------------------|----------------------------|------------------------|------------------------|
|                            | Enrollment                     | Open - School Hours |       | Closed - School Hours |       | Hours After 4:00 PM                     | Summer Hours | Number of LMS | Total Hours of LMS | Number of other staff | Total hours of other staff | Number of entire staff | Hours for entire staff |
|                            |                                | Hours               | Hours | Hours                 | Hours |   |              |               |                    |                       |                            |                        |                        |
| <b>Elementary 300-499</b>  |                                |                     |       |                       |       |   |              |               |                    |                       |                            |                        |                        |
| WILDER ELEMENTARY SCHOOL   | 496                            | 33                  | 0     | 0                     | 0     | 0                                       | 0            | 1             | 40                 | 1                     | 40                         | 2                      | 80                     |
| NORTHBRIDGE ELEMENTARY SCH | 492                            | 34                  | 0     | 0                     | 0     | 0                                       | 0            | 0             | 0                  | 1                     | 35                         | 1                      | 35                     |
| EAGLE VALLEY ELEMENTARY    | 491                            | 35                  | 1     | 7                     | 0     | 0                                       | 0            | 1             | 40                 | 1                     | 13                         | 2                      | 53                     |
| ARAGON ELEMENTARY SCHOOL   | 490                            | 38                  | 0     | 0                     | 0     | 0                                       | 0            | 1             | 40                 | 0                     | 0                          | 1                      | 40                     |
| GUST ELEMENTARY SCHOOL     | 486                            | 36                  | 0     | 0                     | 0     | 0                                       | 0            | 1             | 40                 | 1                     | 30                         | 2                      | 70                     |
| ANTELOPE TRAILS ELEM SCH   | 483                            | 35                  | 0     | 0                     | 0     | 0                                       | 0            | 0             | 0                  | 1                     | 40                         | 1                      | 40                     |
| CACHE LA POUFRE ELEM SCH   | 481                            | 40                  | 0     | 0                     | 0     | 6                                       | 0            | 1             | 40                 | 2                     | 30                         | 3                      | 70                     |
| LEWIS-PALMER ELEM SCHOOL   | 480                            | 28                  | 5     | 0                     | 0     | 0                                       | 0            | 0             | 0                  | 1                     | 38                         | 1                      | 38                     |
| HIGH PLAINS ELEMENTARY SCH | 469                            | 35                  | 0     | 0                     | 0     | 0                                       | 0            | 0             | 0                  | 1                     | 40                         | 1                      | 40                     |
| FOOTHILL ELEMENTARY SCH    | 465                            | 32                  | 0     | 0                     | 0     | 0                                       | 0            | 1             | 35                 | 2                     | 19                         | 3                      | 54                     |
| RALSTON ELEMENTARY SCH     | 454                            | 40                  | 0     | 0                     | 0     | 0                                       | 0            | 1             | 45                 | 1                     | 20                         | 2                      | 65                     |
| LINCOLN O M ELEMENTARY SCH | 450                            | 25                  | 5     | 0                     | 0     | 0                                       | 0            | 0             | 0                  | 1                     | 30                         | 1                      | 30                     |
| EXPLORER ELEMENTARY        | 449                            | 40                  | 0     | 0                     | 0     | 0                                       | 0            | 0             | 0                  | 2                     | 40                         | 2                      | 40                     |
| PECK ELEMENTARY SCHOOL     | 443                            | 37                  | 2     | 0                     | 0     | 0                                       | 0            | 1             | 40                 | 1                     | 8                          | 2                      | 48                     |
| O'DEA ELEMENTARY SCHOOL    | 437                            | 35                  | 3     | 0                     | 0     | 6                                       | 0            | 1             | 40                 | 1                     | 20                         | 2                      | 60                     |
| HARRISON ELEMENTARY        | 434                            | 40                  | 1     | 0                     | 0     | 0                                       | 0            | 0             | 0                  | 1                     | 40                         | 1                      | 40                     |
| NEEDHAM ELEMENTARY SCH     | 433                            | 35                  | 0     | 1                     | 0     | 0                                       | 0            | 1             | 40                 | 1                     | 21                         | 2                      | 61                     |
| HYGIENE ELEMENTARY SCHOOL  | 433                            | 30                  | 2     | 0                     | 0     | 0                                       | 0            | 1             | 38                 | 1                     | 38                         | 1                      | 38                     |
| NORTH MOR ELEMENTARY SCH   | 425                            | 45                  | 3     | 3                     | 0     | 0                                       | 0            | 1             | 40                 | 1                     | 28                         | 2                      | 68                     |
| EVANS ELEMENTARY SCHOOL    | 417                            | 34                  | 3     | 2                     | 0     | 0                                       | 0            | 1             | 40                 | 0                     | 0                          | 1                      | 40                     |
| TOZER ELEMENTARY SCHOOL    | 412                            | 35                  | 0     | 0                     | 0     | 0                                       | 0            | 1             | 40                 | 2                     | 60                         | 2                      | 60                     |
| TWAIN ELEMENTARY SCHOOL    | 411                            | 30                  | 0     | 0                     | 0     | 0                                       | 0            | 0             | 0                  | 0                     | 0                          | 0                      | 0                      |
| SKYVIEW ELEMENTARY SCHOOL  | 407                            | 35                  | 0     | 0                     | 0     | 0                                       | 0            | 0             | 0                  | 1                     | 20                         | 1                      | 20                     |
| MANITOU SPRINGS ELEM SCH   | 405                            | 20                  | 10    | 0                     | 0     | 0                                       | 0            | 0             | 0                  | 1                     | 40                         | 1                      | 40                     |
| COLUMBINE ELEMENTARY SCH   | 403                            | 26                  | 6     | 3                     | 0     | 0                                       | 0            | 0             | 0                  | 1                     | 40                         | 1                      | 40                     |
| SPANGLER ELEMENTARY SCH    | 397                            | 30                  | 5     | 0                     | 0     | 0                                       | 0            | 0             | 0                  | 1                     | 40                         | 1                      | 40                     |

**Statistics and Input-Output Measures for  
School Library Media Centers in Colorado 2000**

| SCHOOL IDENTIFICATION                 | Service Hours Per Typical Week |                           |                             |                           | Library Media Staffing Per Typical Week |                  |                                     |                              |                              |           |
|---------------------------------------|--------------------------------|---------------------------|-----------------------------|---------------------------|---|------------------|-------------------------------------|------------------------------|------------------------------|-----------|
|                                       | Enroll-<br>ment                | Open -<br>School<br>Hours | Closed -<br>School<br>Hours | Hours<br>After<br>4:00 PM | Summer<br>Hours                         | Number<br>of LMS | Total<br>hours<br>of other<br>staff | Number<br>of entire<br>staff | Hours<br>for entire<br>staff |           |
| <b>Elementary 300-499 (continued)</b> |                                |                           |                             |                           |   |                  |                                     |                              |                              |           |
| BILL METZ ELEMENTARY SCH              | 392                            | 40                        | 3                           | 3                         | 0                                       | 1                | 40                                  | 0                            | 1                            | 40        |
| FALCON ELEMENTARY SCHOOL              | 391                            | 33                        | 10                          | 0                         | 0                                       | 1                | 40                                  |                              | 1                            | 40        |
| MANAUGH ELEMENTARY SCH                | 391                            | 35                        | 4                           | 2                         | 0                                       |                  |                                     | 35                           | 1                            | 35        |
| MALLEY DR ELEMENTARY                  | 384                            | 33                        | 3                           | 0                         | 0                                       | 1                | 40                                  | 24                           | 2                            | 64        |
| PIONEER ELEMENTARY SCHOOL             | 377                            | 38                        | 0                           | 0                         | 0                                       | 0                | 0                                   | 38                           | 1                            | 38        |
| DOS RIOS ELEMENTARY SCH               | 370                            | 35                        | 0                           | 0                         | 0                                       | 1                | 35                                  | 35                           | 1                            | 35        |
| STRASBURG ELEMENTARY SCH              | 368                            | 35                        | 5                           | 0                         | 0                                       | 0                | 0                                   | 31                           | 3                            | 31        |
| WEST ELEMENTARY SCHOOL                | 367                            | 42                        | 0                           | 0                         | 0                                       | 1                | 40                                  | 13                           | 2                            | 53        |
| CAMPBELL ELEMENTARY SCH               | 367                            | 31                        | 1                           | 5                         | 0                                       | 2                | 40                                  | 17                           | 3                            | 57        |
| BURLINGTON ELEMENTARY SCH             | 362                            | 28                        | 13                          | 0                         | 0                                       | 1                | 1                                   | 34                           | 2                            | 35        |
| MOUNTAIN VIEW ELEM SCHOOL             | 361                            | 35                        | 0                           | 0                         | 0                                       |                  |                                     |                              | 0                            | 0         |
| MESA ELEMENTARY SCHOOL                | 361                            | 40                        | 0                           | 0                         | 0                                       |                  |                                     | 40                           | 1                            | 40        |
| MOORE ELEMENTARY SCHOOL               | 360                            | 30                        | 0                           | 2                         | 0                                       | 1                | 30                                  | 35                           | 2                            | 65        |
| FLORIDA MESA ELEM SCHOOL              | 344                            | 40                        | 0                           | 0                         | 0                                       | 1                | 40                                  | 20                           | 2                            | 60        |
| HASKIN ELEMENTARY SCHOOL              | 339                            | 35                        | 5                           | 0                         | 10                                      | 0                | 0                                   | 60                           | 3                            | 60        |
| ALLENDALE ELEMENTARY SCH              | 335                            | 35                        | 0                           | 0                         | 0                                       | 1                | 50                                  | 15                           | 2                            | 65        |
| BATES ELEMENTARY SCHOOL               | 334                            | 35                        | 0                           | 2                         | 0                                       | 1                | 40                                  | 35                           | 2                            | 75        |
| KEMPER ELEMENTARY SCHOOL              | 332                            | 38                        | 5                           | 0                         | 0                                       | 1                | 40                                  | 40                           | 1                            | 40        |
| GREEN ACRES ELEMENTARY                | 324                            | 35                        | 0                           | 0                         | 0                                       | 1                | 38                                  | 38                           | 1                            | 38        |
| LIMON ELEMENTARY SCHOOL               | 319                            | 40                        | 0                           | 0                         | 0                                       | 0                | 0                                   | 60                           | 2                            | 60        |
| COLUMBIAN ELEMENTARY SCH              | 319                            | 38                        | 3                           | 0                         | 0                                       | 1                | 15                                  | 40                           | 2                            | 55        |
| MEEKER ELEMENTARY SCHOOL              | 308                            | 36                        | 2                           | 0                         | 3                                       | 1                | 38                                  | 38                           | 1                            | 38        |
| PARKVIEW ELEMENTARY SCH               | 305                            | 35                        | 0                           | 0                         | 0                                       | 0                | 0                                   | 35                           | 2                            | 35        |
| BROADMOOR ELEMENTARY SCH              | 300                            | 50                        | 0                           | 5                         | 0                                       | 1                | 40                                  | 35                           | 1                            | 40        |
| <b>Average</b>                        | <b>401</b>                     | <b>35</b>                 | <b>2</b>                    | <b>1</b>                  | <b>1</b>                                | <b>1</b>         | <b>24</b>                           | <b>31</b>                    | <b>2</b>                     | <b>46</b> |

## Statistics and Input-Output Measures for School Library Media Centers in Colorado 2000

### Activities of Paid Staff Per Typical Week Collaboration

| SCHOOL IDENTIFICATION      | Enrollment | Plan with Teachers |              | Co-op Teaching |              | Providing Inservice |              | Providing Inservice |              | Read/Incentive Activities |              | Read/Incentive Activities |              | Collection Development |              | Collection Development |              |    |
|----------------------------|------------|--------------------|--------------|----------------|--------------|---------------------|--------------|---------------------|--------------|---------------------------|--------------|---------------------------|--------------|------------------------|--------------|------------------------|--------------|----|
|                            |            | Contract           | Non-Contract | Contract       | Non-Contract | Contract            | Non-Contract | Contract            | Non-Contract | Contract                  | Non-Contract | Contract                  | Non-Contract | Contract               | Non-Contract | Contract               | Non-Contract |    |
| <b>Elementary 300-499</b>  |            |                    |              |                |              |                     |              |                     |              |                           |              |                           |              |                        |              |                        |              |    |
| WILDER ELEMENTARY SCHOOL   | 496        | 1                  |              | 27             | 5            | 1                   |              |                     |              | 7                         |              |                           |              | 2                      |              |                        |              |    |
| NORTHEDGE ELEMENTARY SCH   | 492        | 1                  | 2            | 12             |              | 0                   |              |                     |              | 12                        |              |                           |              | 1                      |              |                        |              | 3  |
| EAGLE VALLEY ELEMENTARY    | 491        | 5                  | 3            | 6              |              | 1                   |              | 1                   |              | 12                        |              |                           |              | 3                      |              |                        |              | 5  |
| ARAGON ELEMENTARY SCHOOL   | 490        | 1                  |              | 20             |              | 0                   |              |                     |              | 5                         |              |                           |              | 1                      |              |                        |              | 1  |
| GUST ELEMENTARY SCHOOL     | 486        | 5                  |              | 27             |              | 1                   |              | 2                   |              | 1                         |              |                           |              | 0                      |              |                        |              | 2  |
| ANTELOPE TRAILS ELEM SCH   | 483        | 5                  | 1            | 8              |              | 0                   |              |                     |              | 2                         |              |                           |              | 2                      |              |                        |              | 5  |
| CACHE LA Poudre ELEM SCH   | 481        | 2                  |              | 12             |              | 1                   |              |                     |              | 10                        |              |                           |              | 3                      |              |                        |              | 2  |
| LEWIS-PALMER ELEM SCHOOL   | 480        | 3                  | 4            | 15             |              | 2                   |              |                     |              | 2                         |              |                           |              | 2                      |              |                        |              | 2  |
| HIGH PLAINS ELEMENTARY SCH | 469        | 4                  |              | 10             |              | 0                   |              |                     |              | 9                         |              |                           |              | 1                      |              |                        |              | 1  |
| FOOTHILL ELEMENTARY SCH    | 465        | 4                  | 2            | 14             |              | 1                   |              | 1                   |              | 6                         |              | 0                         |              | 1                      |              |                        |              | 2  |
| RALSTON ELEMENTARY SCH     | 454        | 7                  | -1           | 15             |              | 1                   |              | -1                  |              | 7                         |              | -1                        |              | 3                      |              |                        |              | -1 |
| LINCOLN O M ELEMENTARY SCH | 450        | 1                  |              | 9              |              | 1                   |              |                     |              | 9                         |              |                           |              | 1                      |              |                        |              | 1  |
| EXPLORER ELEMENTARY        | 449        | 2                  |              | 15             |              | 1                   |              |                     |              | 1                         |              |                           |              | 1                      |              |                        |              | 2  |
| PECK ELEMENTARY SCHOOL     | 443        | 4                  |              | 20             |              | 1                   |              |                     |              | 6                         |              |                           |              | 2                      |              |                        |              | 2  |
| O'DEA ELEMENTARY SCHOOL    | 437        | 5                  |              | 10             |              | 2                   |              |                     |              | 1                         |              |                           |              | 2                      |              |                        |              | 2  |
| HARRISON ELEMENTARY        | 434        | 1                  |              | 0              |              | 0                   |              |                     |              | 1                         |              |                           |              | 2                      |              |                        |              | 2  |
| NEEDHAM ELEMENTARY SCH     | 433        | 4                  | -1           | 4              |              | 1                   |              | -1                  |              | 4                         |              |                           |              | 4                      |              |                        |              | -1 |
| HYGIENE ELEMENTARY SCHOOL  | 433        | 1                  |              | 10             |              | 0                   |              |                     |              | 10                        |              |                           |              | 1                      |              |                        |              | 1  |
| NORTH MOR ELEMENTARY SCH   | 425        | 2                  |              | 12             |              | 1                   |              |                     |              | 12                        |              |                           |              | 2                      |              |                        |              | 5  |
| EVANS ELEMENTARY SCHOOL    | 417        | 1                  | 1            | 15             |              | 1                   |              | 0                   |              | 1                         |              | 1                         |              | 3                      |              |                        |              | 1  |
| TOZER ELEMENTARY SCHOOL    | 412        | 1                  |              | 12             |              | 1                   |              |                     |              | 15                        |              |                           |              | 2                      |              |                        |              | 2  |
| TWAIN ELEMENTARY SCHOOL    | 411        | 3                  |              | 15             |              | 0                   |              |                     |              | 15                        |              |                           |              | 2                      |              |                        |              | 2  |
| SKYVIEW ELEMENTARY SCHOOL  | 407        |                    |              |                |              |                     |              |                     |              |                           |              |                           |              |                        |              |                        |              |    |
| MANITOU SPRINGS ELEM SCH   | 405        | 0                  | 0            | 10             |              | 0                   |              | 0                   |              | 5                         |              | 0                         |              | 1                      |              |                        |              | 0  |
| COLUMBINE ELEMENTARY SCH   | 403        | 2                  | 0            | 19             |              | 1                   |              | 0                   |              | 1                         |              | 0                         |              | 1                      |              |                        |              | 1  |
| SPANGLER ELEMENTARY SCH    | 397        | 6                  |              | 9              |              | 1                   |              |                     |              | 6                         |              |                           |              | 3                      |              |                        |              | 3  |



## Statistics and Input-Output Measures for School Library Media Centers in Colorado 2000

### Activities of Paid Staff Per Typical Week Collaboration

| SCHOOL IDENTIFICATION                 | Enrollment | Plan with Teachers |              | Co-op Teaching |              | Co-op Teaching |              | Providing Inservice |              | Providing Inservice |              | Read/Incentive Activities |              | Read/Incentive Activities |              | Collection Development |              | Collection Development |              |          |
|---------------------------------------|------------|--------------------|--------------|----------------|--------------|----------------|--------------|---------------------|--------------|---------------------|--------------|---------------------------|--------------|---------------------------|--------------|------------------------|--------------|------------------------|--------------|----------|
|                                       |            | Contract           | Non-Contract | Contract       | Non-Contract | Contract       | Non-Contract | Contract            | Non-Contract | Contract            | Non-Contract | Contract                  | Non-Contract | Contract                  | Non-Contract | Contract               | Non-Contract | Contract               | Non-Contract |          |
| <b>Elementary 300-499 (continued)</b> |            |                    |              |                |              |                |              |                     |              |                     |              |                           |              |                           |              |                        |              |                        |              |          |
| BILL METZ ELEMENTARY SCH              | 392        | 2                  |              | 10             |              | 1              |              |                     |              |                     |              |                           | 1            |                           |              |                        |              |                        |              |          |
| FALCON ELEMENTARY SCHOOL              | 391        | 1                  | 1            | 0              | 0            | 3              | 1            |                     |              |                     |              | 2                         | 1            |                           |              |                        |              |                        |              | 1        |
| MANAUGH ELEMENTARY SCH                | 391        | 1                  |              | 1              |              | 0              |              |                     |              |                     |              | 9                         |              |                           |              |                        |              |                        |              | 3        |
| MALLEY DR ELEMENTARY                  | 384        | 5                  |              | 15             |              | 1              |              |                     |              |                     |              | 3                         |              |                           |              |                        |              |                        |              | 3        |
| PIONEER ELEMENTARY SCHOOL             | 377        | 0                  |              | 5              |              | 1              |              |                     |              |                     |              | 0                         |              |                           |              |                        |              |                        |              | 5        |
| DOS RIOS ELEMENTARY SCH               | 370        | 1                  |              | 2              |              | 1              |              |                     |              |                     |              | 3                         |              |                           |              |                        |              |                        |              | 1        |
| STRASBURG ELEMENTARY SCH              | 368        | 1                  |              | 12             |              | 0              |              |                     |              |                     |              | 1                         |              |                           |              |                        |              |                        |              | 1        |
| WEST ELEMENTARY SCHOOL                | 367        | 5                  | 4            | 10             |              | 1              |              |                     |              |                     |              | 5                         |              |                           |              |                        |              |                        |              | 1        |
| CAMPBELL ELEMENTARY SCH               | 367        | 1                  | 1            | 8              | 1            | 1              | 1            |                     |              |                     |              | 1                         | 0            |                           |              |                        |              |                        |              | 2        |
| BURLINGTON ELEMENTARY SCH             | 362        | 0                  |              | 0              |              | 0              |              |                     |              |                     |              | 8                         |              |                           |              |                        |              |                        |              | 1        |
| MOUNTAIN VIEW ELEM SCHOOL             | 361        |                    |              |                |              |                |              |                     |              |                     |              |                           |              |                           |              |                        |              |                        |              |          |
| MESA ELEMENTARY SCHOOL                | 361        | 5                  |              | 3              |              | 1              |              |                     |              |                     |              | 8                         |              |                           |              |                        |              |                        |              | 1        |
| MOORE ELEMENTARY SCHOOL               | 360        | 1                  |              | 7              |              | 1              |              |                     |              |                     |              | 10                        |              |                           |              |                        |              |                        |              | 3        |
| FLORIDA MESA ELEM SCHOOL              | 344        | 2                  | 1            | 6              |              | 1              | 1            |                     |              |                     |              | 5                         |              |                           |              |                        |              |                        |              | 1        |
| HASKIN ELEMENTARY SCHOOL              | 339        | 2                  |              | 8              |              | 0              |              |                     |              |                     |              | 6                         |              |                           |              |                        |              |                        |              | 4        |
| ALLENDALE ELEMENTARY SCH              | 335        | 1                  |              | 3              |              | 1              |              |                     |              |                     |              | 1                         |              |                           |              |                        |              |                        |              | 1        |
| BATES ELEMENTARY SCHOOL               | 334        | 8                  | 2            | 10             | 1            | 2              | 2            |                     |              |                     |              | 1                         |              |                           |              |                        |              |                        |              | 2        |
| KEMPER ELEMENTARY SCHOOL              | 332        | 1                  |              | 10             |              | 0              |              |                     |              |                     |              | 1                         |              |                           |              |                        |              |                        |              | 0        |
| GREEN ACRES ELEMENTARY                | 324        | 2                  |              | 6              |              | 1              |              |                     |              |                     |              | 4                         |              |                           |              |                        |              |                        |              | 2        |
| LIMON ELEMENTARY SCHOOL               | 319        | 2                  | 2            | 1              |              | 1              |              |                     |              |                     |              | 1                         |              |                           |              |                        |              |                        |              | 3        |
| COLUMBIAN ELEMENTARY SCH              | 319        | 7                  | 1            | 8              |              | 2              | 2            |                     |              |                     |              | 10                        |              |                           |              |                        |              |                        |              | 5        |
| MEEKER ELEMENTARY SCHOOL              | 308        | 1                  |              | 1              |              | 0              |              |                     |              |                     |              | 15                        |              |                           |              |                        |              |                        |              | 3        |
| PARKVIEW ELEMENTARY SCH               | 305        | 0                  |              | 5              |              | 0              |              |                     |              |                     |              | 5                         |              |                           |              |                        |              |                        |              | 2        |
| BROADMOOR ELEMENTARY SCH              | 300        | 5                  |              | 9              |              | 1              |              |                     |              |                     |              | 3                         |              |                           |              |                        |              |                        |              | 2        |
| <b>Average</b>                        | <b>401</b> | <b>3</b>           | <b>1</b>     | <b>10</b>      | <b>1</b>     | <b>1</b>       | <b>1</b>     | <b>1</b>            | <b>1</b>     | <b>1</b>            | <b>1</b>     | <b>5</b>                  | <b>0</b>     | <b>0</b>                  | <b>0</b>     | <b>0</b>               | <b>2</b>     | <b>2</b>               | <b>2</b>     | <b>2</b> |

## Statistics and Input-Output Measures for School Library Media Centers in Colorado 2000

### Activities of Paid Staff Per Typical Week (Continued)

| SCHOOL IDENTIFICATION      | Leadership                  |          |                             |          |                              |          |                              |          |                                |          |                                |          |              |
|----------------------------|-----------------------------|----------|-----------------------------|----------|------------------------------|----------|------------------------------|----------|--------------------------------|----------|--------------------------------|----------|--------------|
|                            | Meeting w/<br>Library Staff |          | Meeting w/<br>Library Staff |          | Meeting w/<br>Administrators |          | Meeting w/<br>Administrators |          | Faculty &/or<br>Staff Meetings |          | Faculty &/or<br>Staff Meetings |          |              |
|                            | Enroll-<br>ment             | Contract | Non-Contract                | Contract | Non-Contract                 | Contract | Non-Contract                 | Contract | Non-Contract                   | Contract | Non-Contract                   | Contract | Non-Contract |
| <b>Elementary 300-499</b>  |                             |          |                             |          |                              |          |                              |          |                                |          |                                |          |              |
| WILDER ELEMENTARY SCHOOL   | 496                         | 1        |                             |          |                              | 1        |                              |          |                                | 1        |                                | 2        |              |
| NORTH RIDGE ELEMENTARY SCH | 492                         | 1        |                             |          | 0                            |          |                              |          | 1                              |          |                                | 1        |              |
| EAGLE VALLEY ELEMENTARY    | 491                         | 0        |                             |          | 1                            |          |                              |          |                                |          | 1                              | 0        |              |
| ARAGON ELEMENTARY SCHOOL   | 490                         | 0        |                             |          | 1                            |          |                              |          | 1                              |          |                                | 1        |              |
| GUST ELEMENTARY SCHOOL     | 486                         | 1        |                             |          | 1                            |          |                              |          | 1                              |          |                                | 2        |              |
| ANTELOPE TRAILS ELEM SCH   | 483                         | 0        |                             | 1        | 0                            |          |                              |          | 1                              |          |                                | 1        |              |
| CACHE LA POU DRE ELEM SCH  | 481                         | 1        |                             |          | 1                            |          |                              |          | 1                              |          |                                | 1        |              |
| LEWIS-PALMER ELEM SCHOOL   | 480                         | 1        |                             |          | 1                            |          |                              |          | 1                              |          |                                | 1        |              |
| HIGH PLAINS ELEMENTARY SCH | 469                         | 1        |                             |          | 0                            |          |                              |          | 1                              |          |                                | 1        |              |
| FOOTHILL ELEMENTARY SCH    | 465                         | 1        |                             | 0        | 0                            |          |                              | 0        | 1                              |          |                                | 1        | 1            |
| RALSTON ELEMENTARY SCH     | 454                         | 0        |                             | -1       | 0                            |          |                              | -1       | 1                              |          |                                | 2        | -1           |
| LINCOLN O M ELEMENTARY SCH | 450                         | 1        |                             |          | 0                            |          |                              |          | 0                              |          |                                | 0        |              |
| EXPLORER ELEMENTARY        | 449                         | 1        |                             |          | 1                            |          |                              |          | 1                              |          |                                | 1        |              |
| PECK ELEMENTARY SCHOOL     | 443                         | 1        |                             |          | 1                            |          |                              |          | 1                              |          |                                | 2        |              |
| O'DEA ELEMENTARY SCHOOL    | 437                         | 1        |                             |          | 1                            |          |                              |          | 1                              |          |                                | 1        |              |
| HARRISON ELEMENTARY        | 434                         | 0        |                             |          | 1                            |          |                              |          | 1                              |          |                                | 0        |              |
| NEEDHAM ELEMENTARY SCH     | 433                         | 2        |                             | -1       | 1                            |          |                              | -1       | 1                              |          |                                | 3        | -1           |
| HYGIENE ELEMENTARY SCHOOL  | 433                         | 1        |                             |          | 0                            |          |                              |          | 1                              |          |                                | 0        |              |
| NORTH MOR ELEMENTARY SCH   | 425                         |          |                             | 1        |                              |          |                              |          | 2                              |          |                                | 2        |              |
| EVANS ELEMENTARY SCHOOL    | 417                         | 1        |                             | 1        | 1                            |          |                              |          | 2                              |          |                                | 1        | 1            |
| TOZER ELEMENTARY SCHOOL    | 412                         | 1        |                             | 1        | 0                            |          |                              |          | 1                              |          |                                | 0        |              |
| TWAIN ELEMENTARY SCHOOL    | 411                         | 0        |                             |          | 0                            |          |                              |          | 0                              |          |                                | 2        |              |
| SKYVIEW ELEMENTARY SCHOOL  | 407                         |          |                             |          |                              |          |                              |          |                                |          |                                |          |              |
| MANITOU SPRINGS ELEM SCH   | 405                         | 0        |                             | 0        | 1                            |          |                              | 0        | 0                              |          |                                | 0        | 0            |
| COLUMBINE ELEMENTARY SCH   | 403                         | 1        |                             | 0        | 1                            |          |                              | 0        | 1                              |          |                                | 1        | 0            |
| SPANGLER ELEMENTARY SCH    | 397                         | 1        |                             |          | 2                            |          |                              |          | 1                              |          |                                | 1        |              |

## Statistics and Input-Output Measures for School Library Media Centers in Colorado 2000

### Activities of Paid Staff Per Typical Week (Continued)

#### Leadership

| SCHOOL IDENTIFICATION                 | Enrollment | Meeting w/ Library Staff |              | Meeting w/ Administrators |              | Meeting w/ Faculty &/or Staff |              | Curriculum &/or Standards |              |
|---------------------------------------|------------|--------------------------|--------------|---------------------------|--------------|-------------------------------|--------------|---------------------------|--------------|
|                                       |            | Contract                 | Non-Contract | Contract                  | Non-Contract | Contract                      | Non-Contract | Contract                  | Non-Contract |
| <b>Elementary 300-499 (continued)</b> |            |                          |              |                           |              |                               |              |                           |              |
| BILL METZ ELEMENTARY SCH              | 392        | 1                        |              | 1                         |              | 1                             |              | 1                         |              |
| FALCON ELEMENTARY SCHOOL              | 391        | 0                        | 0            | 1                         |              | 0                             | 1            | 0                         | 1            |
| MANAUGH ELEMENTARY SCH                | 391        | 0                        |              | 1                         |              | 1                             |              | 1                         |              |
| MALLEY DR ELEMENTARY                  | 384        | 2                        |              | 1                         |              | 2                             |              | 2                         |              |
| PIONEER ELEMENTARY SCHOOL             | 377        |                          | 1            | 1                         | 1            |                               | 0            |                           |              |
| DOS RIOS ELEMENTARY SCH               | 370        | 1                        |              | 1                         |              | 1                             |              | 0                         |              |
| STRASBURG ELEMENTARY SCH              | 368        | 1                        |              | 0                         |              | 1                             |              | 0                         |              |
| WEST ELEMENTARY SCHOOL                | 367        | 1                        |              | 1                         |              | 1                             |              | 1                         |              |
| CAMPBELL ELEMENTARY SCH               | 367        | 1                        | 2            | 1                         | 0            | 0                             | 1            | 1                         | 1            |
| BURLINGTON ELEMENTARY SCH             | 362        | 1                        |              | 0                         |              | 0                             |              | 0                         |              |
| MOUNTAIN VIEW ELEM SCHOOL             | 361        |                          |              |                           |              |                               |              |                           |              |
| MESA ELEMENTARY SCHOOL                | 361        | 0                        |              | 0                         |              | 1                             |              | 1                         |              |
| MOORE ELEMENTARY SCHOOL               | 360        | 2                        |              | 1                         |              | 1                             |              | 1                         |              |
| FLORIDA MESA ELEM SCHOOL              | 344        | 1                        |              | 1                         |              | 2                             |              | 0                         |              |
| HASKIN ELEMENTARY SCHOOL              | 339        | 1                        |              | 1                         |              | 1                             |              | 1                         |              |
| ALLENDALE ELEMENTARY SCH              | 335        | 1                        |              | 1                         |              | 2                             |              | 0                         |              |
| BATES ELEMENTARY SCHOOL               | 334        | 3                        | 2            | 2                         | 2            | 1                             | 1            | 1                         | 1            |
| KEMPER ELEMENTARY SCHOOL              | 332        | 0                        |              | 1                         |              | 1                             |              | 0                         |              |
| GREEN ACRES ELEMENTARY                | 324        | 1                        |              | 1                         |              | 2                             |              | 1                         |              |
| LIMON ELEMENTARY SCHOOL               | 319        | 4                        |              | 2                         |              | 0                             | 3            | 1                         | 1            |
| COLUMBIAN ELEMENTARY SCH              | 319        | 1                        |              | 1                         | 1            | 1                             |              | 1                         |              |
| MEEKER ELEMENTARY SCHOOL              | 308        | 1                        |              | 1                         |              | 1                             |              | 0                         |              |
| PARKVIEW ELEMENTARY SCH               | 305        | 0                        |              | 1                         |              | 1                             |              | 0                         |              |
| BROADMOOR ELEMENTARY SCH              | 300        | 1                        |              | 2                         |              | 2                             |              | 5                         |              |
| <b>Average</b>                        | <b>401</b> | <b>1</b>                 | <b>0</b>     | <b>1</b>                  | <b>0</b>     | <b>1</b>                      | <b>1</b>     | <b>1</b>                  | <b>0</b>     |

**Statistics and Input-Output Measures for  
School Library Media Centers in Colorado 2000**

| Activities of Paid Staff Per Typical Week (Continued) |            |            |            |              |            |              |            |              |            |              |          |              |            |              |
|---|------------|------------|------------|--------------|------------|--------------|------------|--------------|------------|--------------|----------|--------------|------------|--------------|
| SCHOOL IDENTIFICATION                                 | Enrollment | Technology |            |              | Managing   |              |            | Other        |            |              | Totals   |              |            |              |
|   |            | Contract   | Technology | Non-Contract | Technology | Non-Contract | Activities | All Other    | Activities | Non-Contract | Contract | Non-Contract | Weekly/Hrs |              |
| School Name   |            | Contract   | Technology | Non-Contract | Technology | Non-Contract | Contract   | Non-Contract | Contract   | Non-Contract | Contract | Non-Contract | Weekly/Hrs | Non-Contract |
| <b>Elementary 300-499</b>                             |            |            |            |              |            |              |            |              |            |              |          |              |            |              |
| WILDER ELEMENTARY SCHOOL                              | 496        | 37         |            |              | 2          |              |            |              |            |              |          |              | 80         | 5            |
| NORTH RIDGE ELEMENTARY SCH                            | 492        | 3          |            |              | 3          |              |            |              |            |              |          |              | 35         | 5            |
| EAGLE VALLEY ELEMENTARY                               | 491        | 1          |            |              | 25         |              |            |              | 5          |              |          |              | 53         | 15           |
| ARAGON ELEMENTARY SCHOOL                              | 490        | 5          |            |              | 6          |              |            |              |            |              |          |              | 40         |              |
| GUST ELEMENTARY SCHOOL                                | 486        | 1          |            | 4            | 30         |              |            |              |            |              |          |              | 70         | 8            |
| ANTELOPE TRAILS ELEM SCH                              | 483        | 1          |            |              | 21         |              |            |              |            |              |          |              | 40         | 6            |
| CACHE LA Poudre ELEM SCH                              | 481        | 15         |            |              | 23         |              |            |              |            |              |          |              | 70         | 0            |
| LEWIS-PALMER ELEM SCHOOL                              | 480        | 1          |            |              | 9          |              |            |              | 2          |              |          |              | 38         | 8            |
| HIGH PLAINS ELEMENTARY SCH                            | 469        | 1          |            |              | 14         |              |            |              |            |              |          |              | 40         | 0            |
| FOOTHILL ELEMENTARY SCH                               | 465        | 7          |            | 2            | 20         |              |            |              | 1          |              |          |              | 54         | 9            |
| RALSTON ELEMENTARY SCH                                | 454        | 5          |            | -1           | 25         |              |            |              | -1         |              |          |              | 65         | -1           |
| LINCOLN O M ELEMENTARY SCH                            | 450        | 0          |            |              | 9          |              |            |              | 3          |              |          |              | 30         | 4            |
| EXPLORER ELEMENTARY                                   | 449        | 1          |            |              | 18         |              |            |              |            |              |          |              | 40         | 2            |
| PECK ELEMENTARY SCHOOL                                | 443        | 5          |            |              | 5          |              |            |              |            |              |          |              | 48         |              |
| O'DEA ELEMENTARY SCHOOL                               | 437        | 20         |            |              | 17         |              |            |              |            |              |          |              | 60         | 0            |
| HARRISON ELEMENTARY                                   | 434        | 0          |            |              | 35         |              |            |              |            |              |          |              | 40         | 0            |
| NEEDHAM ELEMENTARY SCH                                | 433        | 7          |            | -1           | 30         |              |            |              | -1         |              |          |              | 61         | -1           |
| HYGIENE ELEMENTARY SCHOOL                             | 433        | 5          |            |              | 10         |              |            |              |            |              |          |              | 38         | 0            |
| NORTH MOR ELEMENTARY SCH                              | 425        | 1          |            |              | 30         |              |            |              |            |              |          |              | 62         | 6            |
| EVANS ELEMENTARY SCHOOL                               | 417        | 3          |            | 1            | 15         |              |            |              | 1          |              |          |              | 40         | 6            |
| TOZER ELEMENTARY SCHOOL                               | 412        | 8          |            |              | 1          |              |            |              |            |              |          |              | 43         | 0            |
| TWAIN ELEMENTARY SCHOOL                               | 411        |            |            |              | 38         |              |            |              |            |              |          |              | 60         | 0            |
| SKYVIEW ELEMENTARY SCHOOL                             | 407        |            |            |              |            |              |            |              |            |              |          |              | 0          | 0            |
| MANITOU SPRINGS ELEM SCH                              | 405        | 2          |            | 0            | 2          |              |            |              | 0          |              |          |              | 20         | 0            |
| COLUMBINE ELEMENTARY SCH                              | 403        | 1          |            | 0            | 13         |              |            |              | 5          |              |          |              | 40         | 6            |
| SPANGLER ELEMENTARY SCH                               | 397        | 3          |            |              | 8          |              |            |              |            |              |          |              | 40         | 0            |

## Statistics and Input-Output Measures for School Library Media Centers in Colorado 2000

| SCHOOL IDENTIFICATION                 | Activities of Paid Staff Per Typical Week (Continued) |            |              |                     |           |              |                      |                        |                            |                                |          |
|---------------------------------------|---|------------|--------------|---------------------|-----------|--------------|----------------------|------------------------|----------------------------|--------------------------------|----------|
|                                       | Enrollment  | Technology |              | Managing Technology | Other     |              | All Other Activities | All Other Non-Contract | Totals                     |                                |          |
|                                       |   | Contract   | Non-Contract |                     | Contract  | Non-Contract |                      |                        | Paid Staff Weekly/Contract | Paid Staff Weekly/Non-Contract |          |
| <b>Elementary 300-499 (continued)</b> |   |            |              |                     |           |              |                      |                        |                            |                                |          |
| BILL METZ ELEMENTARY SCH              | 392   | 1          |              |                     | 24        |              |                      |                        |                            | 40                             | 0        |
| FALCON ELEMENTARY SCHOOL              | 391   | 13         | 4            |                     | 20        |              |                      |                        |                            | 41                             | 10       |
| MANAUGH ELEMENTARY SCH                | 391   | 1          |              |                     | 17        |              |                      |                        |                            | 35                             | 0        |
| MALLEY DR ELEMENTARY                  | 384   | 1          |              |                     | 30        |              |                      |                        |                            | 64                             | 0        |
| PIONEER ELEMENTARY SCHOOL             | 377   | 17         |              |                     | 10        |              |                      |                        |                            | 38                             | 2        |
| DOS RIOS ELEMENTARY SCH               | 370   | 1          |              |                     | 26        |              |                      |                        |                            | 35                             | 0        |
| STRASBURG ELEMENTARY SCH              | 368   | 0          |              |                     | 14        |              |                      |                        |                            | 31                             | 0        |
| WEST ELEMENTARY SCHOOL                | 367   | 2          | 1            |                     | 27        |              | 9                    |                        |                            | 53                             | 14       |
| CAMPBELL ELEMENTARY SCH               | 367   | 15         | 3            |                     | 25        |              | 2                    |                        |                            | 54                             | 12       |
| BURLINGTON ELEMENTARY SCH             | 362   | 0          |              |                     | 25        |              |                      |                        |                            | 35                             | 0        |
| MOUNTAIN VIEW ELEM SCHOOL             | 361   |            |              |                     |           |              |                      |                        |                            | 0                              | 0        |
| MESA ELEMENTARY SCHOOL                | 361   | 1          |              |                     | 20        |              |                      |                        |                            | 40                             | 0        |
| MOORE ELEMENTARY SCHOOL               | 360   | 20         |              |                     | 18        |              |                      |                        |                            | 65                             | 0        |
| FLORIDA MESA ELEM SCHOOL              | 344   | 15         | 2            |                     | 26        |              | 3                    |                        |                            | 60                             | 8        |
| HASKIN ELEMENTARY SCHOOL              | 339   | 16         |              |                     | 20        |              |                      |                        |                            | 60                             | 0        |
| ALLENDALE ELEMENTARY SCH              | 335   | 16         |              |                     | 40        |              |                      |                        |                            | 65                             |          |
| BATES ELEMENTARY SCHOOL               | 334   | 20         | 3            |                     | 25        |              |                      |                        |                            | 75                             | 12       |
| KEMPER ELEMENTARY SCHOOL              | 332   | 4          |              |                     | 22        |              |                      |                        |                            | 40                             | 0        |
| GREEN ACRES ELEMENTARY                | 324   | 7          |              |                     | 12        |              |                      |                        |                            | 38                             | 0        |
| LIMON ELEMENTARY SCHOOL               | 319   | 22         |              |                     | 25        |              |                      |                        |                            | 60                             | 6        |
| COLUMBIAN ELEMENTARY SCH              | 319   | 3          |              |                     | 17        |              |                      |                        |                            | 55                             | 6        |
| MEEKER ELEMENTARY SCHOOL              | 308   | 3          |              |                     | 12        |              |                      |                        |                            | 38                             | 0        |
| PARKVIEW ELEMENTARY SCH               | 305   | 5          |              |                     | 17        |              |                      |                        |                            | 35                             | 0        |
| BROADMOOR ELEMENTARY SCH              | 300   | 5          |              |                     | 5         |              |                      |                        |                            | 39                             | 3        |
| <b>Average</b>                        | <b>401</b>  | <b>7</b>   | <b>1</b>     |                     | <b>18</b> |              | <b>2</b>             |                        |                            | <b>46</b>                      | <b>3</b> |

## Statistics and Input-Output Measures for School Library Media Centers in Colorado 2000

| Computers with Access to School Library Resources |                 |                    |                        |                    |                        |                       |                        |                    |                        |                       |                        |     |                                     |
|---|-----------------|--------------------|------------------------|--------------------|------------------------|-----------------------|------------------------|--------------------|------------------------|-----------------------|------------------------|-----|-------------------------------------|
| Computers With Access to...                       |                 |                    |                        |                    |                        |                       |                        |                    |                        |                       |                        |     |                                     |
| SCHOOL IDENTIFICATION                             | Enroll-<br>ment | Total Computers    |                        | Located            |                        |                       | Internet               |                    |                        | Catalogue             |                        |     | Databases<br>elsewhere<br>in School |
|   |                 | Located<br>Library | Elsewhere<br>In School | Located<br>Library | Elsewhere<br>In School | Internet<br>In School | elsewhere<br>In School | Located<br>Library | elsewhere<br>In School | Internet<br>In School | elsewhere<br>In School |     |                                     |
| <b>Elementary 300-499</b>                         |                 |                    |                        |                    |                        |                       |                        |                    |                        |                       |                        |     |                                     |
| WILDER ELEMENTARY SCHOOL                          | 496             | 5                  | 60                     | 5                  | 0                      | 0                     | 5                      | 5                  | 0                      | 0                     | 5                      | 5   | 0                                   |
| NORTHBRIDGE ELEMENTARY SCH                        | 492             |                    |                        |                    |                        |                       |                        |                    |                        |                       |                        |     |                                     |
| EAGLE VALLEY ELEMENTARY                           | 491             | 6                  | 85                     | 6                  | 85                     | 85                    | 6                      | 6                  | 85                     | 85                    | 6                      | 6   | 85                                  |
| ARAGON ELEMENTARY SCHOOL                          | 490             | 5                  | 0                      | 2                  | 0                      | 0                     | 2                      | 2                  | 0                      | 0                     | 0                      | 0   | 0                                   |
| GUST ELEMENTARY SCHOOL                            | 486             | 13                 | 55                     | 13                 | 55                     | 55                    | 13                     | 13                 | 55                     | 55                    | 13                     | 13  | 55                                  |
| ANTELOPE TRAILS ELEM SCH                          | 483             | 9                  | 60                     | 9                  | 60                     | 60                    | 9                      | 7                  | 0                      | 0                     | 7                      | 7   | 0                                   |
| CACHE LA POUUDRE ELEM SCH                         | 481             | 100                | 5                      | 70                 | 5                      | 5                     | 70                     | 70                 | 5                      | 5                     | 70                     | 70  | 5                                   |
| LEWIS-PALMER ELEM SCHOOL                          | 480             | 6                  | 62                     | 5                  | 62                     | 62                    | 5                      | 6                  | 62                     | 62                    | 5                      | 5   | 62                                  |
| HIGH PLAINS ELEMENTARY SCH                        | 469             | 5                  | 81                     | 5                  | 81                     | 81                    | 5                      | 5                  | 81                     | 81                    | 5                      | 5   | 81                                  |
| FOOTHILL ELEMENTARY SCH                           | 465             | 98                 | 13                     | 104                | 7                      | 7                     | 98                     | 98                 | 13                     | 13                    | 104                    | 104 | 7                                   |
| RALSTON ELEMENTARY SCH                            | 454             | 9                  | 33                     | 4                  | 16                     | 16                    | 9                      | 9                  | 33                     | 33                    | 4                      | 4   | 16                                  |
| LINCOLN O M ELEMENTARY SCH                        | 450             | 3                  | 44                     | 1                  | 44                     | 44                    | 2                      | 2                  | 0                      | 0                     | 1                      | 1   | 44                                  |
| EXPLORER ELEMENTARY                               | 449             | 10                 | 50                     | 5                  | 40                     | 40                    | 6                      | 6                  | 0                      | 0                     | 4                      | 4   | 40                                  |
| PECK ELEMENTARY SCHOOL                            | 443             | 10                 | 70                     | 10                 | 70                     | 70                    | 5                      | 5                  | 0                      | 0                     | 0                      | 0   | 0                                   |
| O'DEA ELEMENTARY SCHOOL                           | 437             | 51                 | 36                     | 51                 | 36                     | 36                    | 51                     | 51                 | 36                     | 36                    | 51                     | 51  | 36                                  |
| HARRISON ELEMENTARY                               | 434             | 0                  | 0                      |                    |                        |                       |                        |                    |                        |                       |                        |     |                                     |
| NEEDHAM ELEMENTARY SCH                            | 433             | 5                  | 0                      | 5                  | 0                      | 0                     | 5                      | 5                  | 0                      | 0                     | 5                      | 5   | 0                                   |
| HYGIENE ELEMENTARY SCHOOL                         | 433             | 15                 | 0                      | 8                  | 0                      | 0                     | 7                      | 7                  | 0                      | 0                     | 0                      | 0   | 0                                   |
| NORTH MOR ELEMENTARY SCH                          | 425             | 6                  | 75                     | 6                  | 75                     | 75                    | 6                      | 6                  | 75                     | 75                    | 6                      | 6   | 75                                  |
| EVANS ELEMENTARY SCHOOL                           | 417             | 16                 | 0                      | 14                 | 0                      | 0                     | 14                     | 14                 | 0                      | 0                     | 14                     | 14  | 0                                   |
| TOZER ELEMENTARY SCHOOL                           | 412             | 4                  | 0                      | 4                  | 0                      | 0                     | 4                      | 4                  | 0                      | 0                     | 1                      | 1   | 0                                   |
| TWAIN ELEMENTARY SCHOOL                           | 411             | 25                 | 0                      | 15                 | 0                      | 0                     | 5                      | 5                  | 0                      | 0                     | 5                      | 5   | 0                                   |
| SKYVIEW ELEMENTARY SCHOOL                         | 407             | 29                 | 0                      | 29                 | 0                      | 0                     | 29                     | 29                 | 0                      | 0                     | 29                     | 29  | 0                                   |
| MANITOU SPRINGS ELEM SCH                          | 405             | 6                  | 0                      | 6                  | 0                      | 0                     | 2                      | 2                  | 0                      | 0                     | 0                      | 0   | 0                                   |
| COLUMBINE ELEMENTARY SCH                          | 403             | 7                  | 0                      | 5                  | 0                      | 0                     | 7                      | 7                  | 0                      | 0                     | 0                      | 0   | 0                                   |
| SPANGLER ELEMENTARY SCH                           | 397             | 6                  | 0                      | 1                  | 0                      | 0                     | 6                      | 6                  | 0                      | 0                     | 6                      | 6   | 0                                   |

## Statistics and Input-Output Measures for School Library Media Centers in Colorado 2000

### Computers with Access to School Library Resources

| SCHOOL IDENTIFICATION                 | Enroll-<br>ment | Total Computers    |                        | Computers With Access to... |                                    |                      |                                     | Catalogue            |                                     | Databases |  |
|---------------------------------------|-----------------|--------------------|------------------------|-----------------------------|------------------------------------|----------------------|-------------------------------------|----------------------|-------------------------------------|-----------|--|
|                                       |                 | Located<br>Library | Elsewhere<br>in School | Internet<br>Library         | Internet<br>elsewhere<br>in School | Catalogue<br>Library | Catalogue<br>elsewhere<br>in School | Databases<br>Library | Databases<br>elsewhere<br>in School |           |  |
| <b>Elementary 300-499 (continued)</b> |                 |                    |                        |                             |                                    |                      |                                     |                      |                                     |           |  |
| BILL METZ ELEMENTARY SCH              | 392             | 3                  | 1                      | 2                           | 1                                  | 3                    | 1                                   | 1                    | 1                                   | 0         |  |
| FALCON ELEMENTARY SCHOOL              | 391             | 16                 | 101                    | 6                           | 27                                 | 8                    | 27                                  | 6                    | 6                                   | 0         |  |
| MANAUGH ELEMENTARY SCH                | 391             | 3                  | 25                     | 3                           | 25                                 | 0                    | 0                                   | 0                    | 0                                   | 0         |  |
| MALLEY DR ELEMENTARY                  | 384             | 4                  | 40                     | 4                           | 40                                 | 4                    | 40                                  | 4                    | 4                                   | 40        |  |
| PIONEER ELEMENTARY SCHOOL             | 377             | 4                  | 30                     | 0                           | 1                                  | 2                    | 30                                  | 0                    | 0                                   | 0         |  |
| DOS RIOS ELEMENTARY SCH               | 370             | 11                 | 49                     | 11                          | 49                                 | 3                    | 0                                   | 11                   | 11                                  | 49        |  |
| STRASBURG ELEMENTARY SCH              | 368             | 0                  | 0                      | 0                           | 0                                  | 0                    | 0                                   | 0                    | 0                                   | 0         |  |
| WEST ELEMENTARY SCHOOL                | 367             | 6                  | 0                      | 2                           | 0                                  | 4                    | 0                                   | 0                    | 0                                   | 0         |  |
| CAMPBELL ELEMENTARY SCH               | 367             | 56                 | 41                     | 33                          | 28                                 | 27                   | 22                                  | 27                   | 27                                  | 28        |  |
| BURLINGTON ELEMENTARY SCH             | 362             | 3                  | 50                     | 3                           | 50                                 | 3                    | 50                                  | 3                    | 3                                   | 0         |  |
| MOUNTAIN VIEW ELEM SCHOOL             | 361             | 9                  | 0                      | 9                           | 0                                  | 9                    | 0                                   | 0                    | 0                                   | 0         |  |
| MESA ELEMENTARY SCHOOL                | 361             | 1                  | 0                      | 1                           | 0                                  | 0                    | 0                                   | 0                    | 0                                   | 0         |  |
| MOORE ELEMENTARY SCHOOL               | 360             | 33                 | 51                     | 33                          | 51                                 | 33                   | 51                                  | 33                   | 33                                  | 51        |  |
| FLORIDA MESA ELEM SCHOOL              | 344             | 4                  | 0                      | 4                           | 0                                  | 4                    | 0                                   | 0                    | 0                                   | 0         |  |
| HASKIN ELEMENTARY SCHOOL              | 339             | 9                  | 0                      | 7                           | 0                                  | 4                    | 0                                   | 2                    | 2                                   | 0         |  |
| ALLENDALE ELEMENTARY SCH              | 335             | 8                  | 32                     | 5                           | 23                                 | 3                    | 15                                  | 0                    | 0                                   | 0         |  |
| BATES ELEMENTARY SCHOOL               | 334             | 26                 | 71                     | 26                          | 71                                 | 26                   | 71                                  | 2                    | 2                                   | 0         |  |
| KEMPER ELEMENTARY SCHOOL              | 332             | 2                  | 3                      | 2                           | 35                                 | 0                    | 0                                   | 2                    | 2                                   | 35        |  |
| GREEN ACRES ELEMENTARY                | 324             | 1                  | 32                     | 0                           | 0                                  | 1                    | 32                                  | 0                    | 0                                   | 0         |  |
| LIMON ELEMENTARY SCHOOL               | 319             | 2                  | 0                      | 2                           | 0                                  | 0                    | 0                                   | 0                    | 0                                   | 0         |  |
| COLUMBIAN ELEMENTARY SCH              | 319             | 9                  | 0                      | 9                           | 0                                  | 9                    | 0                                   | 9                    | 9                                   | 0         |  |
| MEEKER ELEMENTARY SCHOOL              | 308             | 1                  | 44                     | 28                          | 44                                 | 1                    | 42                                  | 42                   | 42                                  | 42        |  |
| PARKVIEW ELEMENTARY SCH               | 305             | 31                 | 26                     | 3                           | 26                                 | 1                    | 0                                   | 1                    | 1                                   | 0         |  |
| BROADMOOR ELEMENTARY SCH              | 300             | 5                  | 30                     | 3                           | 30                                 | 4                    | 5                                   | 4                    | 4                                   | 5         |  |
| <b>Average</b>                        | <b>401</b>      | <b>14</b>          | <b>28</b>              | <b>12</b>                   | <b>25</b>                          | <b>11</b>            | <b>16</b>                           | <b>9</b>             | <b>9</b>                            | <b>14</b> |  |

## Statistics and Input-Output Measures for School Library Media Centers in Colorado 2000

### Internet Access for Students

| SCHOOL IDENTIFICATION      |                    | Enrollment | No Restrictions | Parental Permission | Grade-level Restrictions | Unrestricted from grade "blank" up | Other Restrictions              | Other Restrictions - Specify | Access via Pre-selected Menu | Student Terminals Filter | Filter Level |
|----------------------------|--------------------|------------|-----------------|---------------------|--------------------------|------------------------------------|---------------------------------|------------------------------|------------------------------|--------------------------|--------------|
| School Name                | Elementary 300-499 |            |                 |                     |                          |                                    |                                 |                              |                              |                          |              |
| WILDER ELEMENTARY SCHOOL   | 496                | T          | F               | F                   |                          | T                                  | Opt-out by parents              |                              | F                            | None                     | District     |
| NORTHBRIDGE ELEMENTARY SCH | 492                | F          | T               | F                   |                          | F                                  |                                 |                              | F                            | Some                     | District     |
| EAGLE VALLEY ELEMENTARY    | 491                | F          | T               | F                   |                          | F                                  |                                 |                              | F                            | All                      | District     |
| ARAGON ELEMENTARY SCHOOL   | 490                | F          | T               | F                   |                          | F                                  |                                 |                              | F                            | All                      | District     |
| GUST ELEMENTARY SCHOOL     | 486                | F          | T               | F                   |                          | F                                  |                                 |                              | F                            | None                     | Building     |
| ANTELOPE TRAILS ELEM SCH   | 483                | F          | T               | F                   |                          | F                                  |                                 |                              | F                            | All                      | District     |
| CACHE LA POUVRE ELEM SCH   | 481                | F          | T               | F                   |                          | F                                  |                                 |                              | F                            | All                      | District     |
| LEWIS-PALMER ELEM SCHOOL   | 480                | F          | T               | F                   |                          | F                                  |                                 |                              | F                            | All                      | District     |
| HIGH PLAINS ELEMENTARY SCH | 469                | F          | T               | F                   |                          | F                                  |                                 |                              | F                            | None                     | District     |
| FOOTHILL ELEMENTARY SCH    | 465                | FALSE      | FALSE           | TRUE                |                          | TRUE                               | teacher permission/adult superv |                              | F                            | All                      | District     |
| RALSTON ELEMENTARY SCH     | 454                | FALSE      | TRUE            |                     | K                        | TRUE                               | district filter                 |                              | F                            | -1                       | -1           |
| LINCOLN O M ELEMENTARY SCH | 450                | F          | T               | F                   |                          | F                                  |                                 |                              | F                            | All                      | District     |
| EXPLORER ELEMENTARY        | 449                | F          | T               | T                   |                          | T                                  |                                 |                              | F                            | None                     | District     |
| PECK ELEMENTARY SCHOOL     | 443                | T          | T               | F                   |                          | F                                  | 1. Must display Internet Card w |                              | F                            | All                      | District     |
| O'DEA ELEMENTARY SCHOOL    | 437                | F          | T               | F                   |                          | F                                  |                                 |                              | F                            | None                     | District     |
| HARRISON ELEMENTARY        | 434                |            |                 |                     |                          |                                    |                                 |                              | F                            | All                      | District     |
| NEEDHAM ELEMENTARY SCH     | 433                | FALSE      | TRUE            |                     |                          | TRUE                               | BESS Filter                     |                              |                              | All                      | District     |
| HYGIENE ELEMENTARY SCHOOL  | 433                | F          | T               | F                   |                          | F                                  |                                 |                              | F                            | All                      | District     |
| NORTH MOR ELEMENTARY SCH   | 425                | F          | T               | T                   |                          | T                                  |                                 |                              | T                            | None                     | District     |
| EVANS ELEMENTARY SCHOOL    | 417                | F          | T               | F                   |                          | T                                  | Filtering @ ISP                 |                              | T                            | All                      | District     |
| TOZER ELEMENTARY SCHOOL    | 412                | F          | T               | F                   |                          | F                                  |                                 |                              | T                            | All                      | District     |
| TWAIN ELEMENTARY SCHOOL    | 411                |            |                 |                     |                          |                                    |                                 |                              |                              | All                      | District     |
| SKYVIEW ELEMENTARY SCHOOL  | 407                | F          | T               | F                   |                          | F                                  |                                 |                              | F                            | All                      | District     |
| MANITOU SPRINGS ELEM SCH   | 405                | T          | T               | T                   |                          | T                                  |                                 |                              | T                            | Some                     | Building     |
| COLUMBINE ELEMENTARY SCH   | 403                | F          | T               | F                   |                          | F                                  |                                 |                              | T                            | All                      | District     |
| SPANGLER ELEMENTARY SCH    | 397                | F          | T               | F                   |                          | F                                  |                                 |                              | T                            | All                      | District     |



## Statistics and Input-Output Measures for School Library Media Centers in Colorado 2000

### Internet Access for Students

| SCHOOL IDENTIFICATION                 |                 | Internet Access for Students |                             |                                 |  |                            |                                    |                                    |                                |                      |  |
|---------------------------------------|-----------------|------------------------------|-----------------------------|---------------------------------|--|----------------------------|------------------------------------|------------------------------------|--------------------------------|----------------------|--|
| School Name                           | Enroll-<br>ment | No<br>Restric-<br>tions      | Parental<br>Permis-<br>sion | Grade-<br>level<br>Restrictions | Unrestricted<br>from grade<br>"blank" up | Other<br>Restric-<br>tions | Other<br>Restrictions -<br>Specify | Access via<br>Pre-selected<br>Menu | Student<br>Terminals<br>Filter | Filter<br>Level      |  |
| <b>Elementary 300-499 (continued)</b> |                 |                              |                             |                                 |  |                            |                                    |                                    |                                |                      |  |
| BILL METZ ELEMENTARY SCH              | 392             | F                            | F                           | F                               | T  | T                          | Under teacher supervision          | T                                  | All                            | District<br>Building |  |
| FALCON ELEMENTARY SCHOOL              | 391             | F                            | T                           | T                               | F  | F                          |                                    | T                                  | All                            | District<br>Building |  |
| MANAUGH ELEMENTARY SCH                | 391             | F                            | T                           | F                               | F  | F                          |                                    | F                                  | None                           |                      |  |
| MALLEY DR ELEMENTARY                  | 384             | F                            | T                           | F                               | F  | F                          |                                    |                                    |                                |                      |  |
| PIONEER ELEMENTARY SCHOOL             | 377             |                              |                             |                                 |  |                            |                                    |                                    |                                |                      |  |
| DOS RIOS ELEMENTARY SCH               | 370             | F                            | T                           | F                               | F  | F                          |                                    | T                                  | All                            | District<br>Building |  |
| STRASBURG ELEMENTARY SCH              | 368             | F                            | T                           | F                               | F  | F                          |                                    | T                                  | All                            | District<br>Building |  |
| WEST ELEMENTARY SCHOOL                | 367             | F                            | T                           | F                               | F  | F                          |                                    | F                                  | None                           |                      |  |
| CAMPBELL ELEMENTARY SCH               | 367             | F                            | T                           | F                               | F  | T                          | Lack of time limits access         | F                                  | None                           | Building             |  |
| BURLINGTON ELEMENTARY SCH             | 362             | F                            | F                           | F                               | T  | T                          | Under teacher & network adminis    | T                                  | All                            | District             |  |
| MOUNTAIN VIEW ELEM SCHOOL             | 361             | F                            | T                           | F                               | F  | F                          |                                    | F                                  | All                            | District             |  |
| MESA ELEMENTARY SCHOOL                | 361             | F                            | T                           | F                               | F  | F                          |                                    | T                                  | All                            | District             |  |
| MOORE ELEMENTARY SCHOOL               | 360             | F                            | T                           | F                               | F  | T                          | District filter                    | F                                  | All                            | District             |  |
| FLORIDA MESA ELEM SCHOOL              | 344             | F                            | T                           | F                               | F  | F                          |                                    | F                                  | All                            | District             |  |
| HASKIN ELEMENTARY SCHOOL              | 339             | F                            | F                           | F                               | T  | T                          | Only under teacher supervision     | F                                  | All                            | District             |  |
| ALLENDALE ELEMENTARY SCH              | 335             | F                            | T                           | F                               | F  | F                          |                                    | F                                  | All                            | Building             |  |
| BATES ELEMENTARY SCHOOL               | 334             | F                            | T                           | F                               | F  | F                          |                                    | F                                  | All                            | District             |  |
| KEMPER ELEMENTARY SCHOOL              | 332             | F                            | T                           | F                               | F  | T                          | Bess Filter                        | F                                  | All                            | District             |  |
| GREEN ACRES ELEMENTARY                | 324             |                              |                             |                                 |  |                            |                                    |                                    |                                |                      |  |
| LIMON ELEMENTARY SCHOOL               | 319             | F                            | F                           | F                               | T  | T                          | Adult Supervision                  | F                                  | Some                           | District             |  |
| COLUMBIAN ELEMENTARY SCH              | 319             | F                            | T                           | T                               | F  | F                          |                                    | F                                  | All                            | Building             |  |
| MEEKER ELEMENTARY SCHOOL              | 308             | F                            | T                           | F                               | F  | F                          |                                    | T                                  | All                            | District             |  |
| PARKVIEW ELEMENTARY SCH               | 305             | F                            | T                           | F                               | F  | F                          |                                    | F                                  | None                           | Building             |  |
| BROADMOOR ELEMENTARY SCH              | 300             |                              |                             |                                 |  |                            |                                    | T                                  | All                            | District             |  |
| <b>Average</b>                        | <b>401</b>      |                              |                             |                                 |  |                            |                                    |                                    |                                |                      |  |

## Statistics and Input-Output Measures for School Library Media Centers in Colorado 2000

### Library Media Collection

| SCHOOL IDENTIFICATION      |     | Enroll-<br>ment | Print<br>volumes | Nonfiction<br>Avg.<br>© Date | Ref. Titles<br>on CD-ROM/<br>laser disk | Avg.<br>© Date | Periodical<br>Subscriptions | Audio<br>Materials | Video<br>Materials | Computer<br>Software | Online CD<br>Services |
|----------------------------|-----|-----------------|------------------|------------------------------|---|----------------|-----------------------------|--------------------|--------------------|----------------------|-----------------------|
| School Name                |     |                 |                  |                              |   |                |                             |                    |                    |                      |                       |
| <b>Elementary 300-499</b>  |     |                 |                  |                              |   |                |                             |                    |                    |                      |                       |
| WILDER ELEMENTARY SCHOOL   | 496 | 1300            | 1990             | 0                            | 270                                     | 1998           | 20                          | 0                  | 0                  | 2                    | T                     |
| NORTHBRIDGE ELEMENTARY SCH | 492 | 7762            | 1987             | 270                          | 1987                                    | 1998           | 9                           | 31                 | 82                 | 15                   | F                     |
| EAGLE VALLEY ELEMENTARY    | 491 | 16722           | 1983             | 25                           | 1987                                    | 1987           | 41                          | 200                | 500                | 1980                 | T                     |
| ARAGON ELEMENTARY SCHOOL   | 490 | 8500            | 1979             | 361                          | 1989                                    | 1989           | 20                          | 20                 | 76                 | 0                    | F                     |
| GUST ELEMENTARY SCHOOL     | 486 | 10000           | 1991             | 6                            | 1999                                    | 1999           | 20                          | 200                | 200                | 25                   | T                     |
| ANTELOPE TRAILS ELEM SCH   | 483 | 10000           | 1997             | 10                           | 1998                                    | 1998           | 8                           | 50                 | 100                | 50                   | T                     |
| CACHE LA POUFRE ELEM SCH   | 481 | 14000           |                  | 200                          |   |                | 14                          | 100                | 50                 | 300                  | T                     |
| LEWIS-PALMER ELEM SCHOOL   | 480 | 16448           | 1989             | 12                           | 1997                                    | 1997           | 32                          | 46                 | 75                 | 360                  | T                     |
| HIGH PLAINS ELEMENTARY SCH | 469 |                 |                  | 3                            |   |                | 20                          | 115                | 105                | 0                    | F                     |
| FOOTHILL ELEMENTARY SCH    | 465 | 20542           | 1993             | 80                           | 1995                                    | 1995           | 19                          | 30                 | 350                | 56                   |                       |
| RALSTON ELEMENTARY SCH     | 454 | 10000           | 1990             | 12                           | 1998                                    | 1998           | 8                           | 25                 | 400                | 0                    |                       |
| LINCOLN O M ELEMENTARY SCH | 450 | 4447            | 1980             | 3                            | 1996                                    | 1996           | 9                           | 10                 | 493                | 0                    | T                     |
| EXPLORER ELEMENTARY        | 449 | 9000            | 1995             | 15                           | 1995                                    | 1995           | 13                          | 240                | 158                | 174                  | T                     |
| PECK ELEMENTARY SCHOOL     | 443 | 10116           | 1985             | 40                           | 1995                                    | 1995           | 15                          | 36                 | 500                | 700                  | F                     |
| O'DEA ELEMENTARY SCHOOL    | 437 | 5000            |                  | 50                           |   |                | 25                          | 130                | 80                 | 40                   | T                     |
| HARRISON ELEMENTARY        | 434 | 6527            | 1992             | 1                            | 1999                                    | 1999           | 20                          | 0                  | 220                | 0                    | F                     |
| NEEDHAM ELEMENTARY SCH     | 433 | 13000           | 1993             | 3                            | 1990                                    | 1990           | 15                          | 50                 | 500                | 30                   |                       |
| HYGIENE ELEMENTARY SCHOOL  | 433 | 8925            | 1990             | 106                          | 1998                                    | 1998           | 13                          | 148                | 113                | 0                    | F                     |
| NORTH MOR ELEMENTARY SCH   | 425 | 9759            |                  | 3                            |   |                | 12                          | 119                | 175                | 15                   | T                     |
| EVANS ELEMENTARY SCHOOL    | 417 | 7900            | 1990             | 7                            | 1999                                    | 1999           | 45                          | 20                 | 175                | 18                   | F                     |
| TOZER ELEMENTARY SCHOOL    | 412 | 6381            | 1992             | 20                           | 1998                                    | 1998           | 18                          | 250                | 228                | 15                   | F                     |
| TWAIN ELEMENTARY SCHOOL    | 411 |                 |                  |                              |   |                |                             |                    |                    |                      | T                     |
| SKYVIEW ELEMENTARY SCHOOL  | 407 | 3465            | 1985             | 40                           |   |                | 17                          | 290                | 428                | 35                   | T                     |
| MANITOU SPRINGS ELEM SCH   | 405 | 5100            |                  | 9                            | 1990                                    | 1990           | 5                           | 0                  | 25                 | 5                    | T                     |
| COLUMBINE ELEMENTARY SCH   | 403 | 11968           | 1981             | 4                            | 1997                                    | 1997           |                             | 9                  | 60                 | 0                    | F                     |
| SPANGLER ELEMENTARY SCH    | 397 | 9690            | 1989             | 6                            | 1998                                    | 1998           | 10                          | 100                | 20                 | 30                   | F                     |

**Statistics and Input-Output Measures for  
School Library Media Centers in Colorado 2000**

**Library Media Collection**

| <b>SCHOOL IDENTIFICATION</b>          |                         | <b>Library Media Collection</b> |                                       |  |                        |                                     |                            |                            |                              |                               |  |
|---------------------------------------|-------------------------|---------------------------------|---------------------------------------|--|------------------------|-------------------------------------|----------------------------|----------------------------|------------------------------|-------------------------------|--|
| <b>School Name</b>                    | <b>Enroll-<br/>ment</b> | <b>Print<br/>volumes</b>        | <b>Nonfiction<br/>Avg.<br/>@ Date</b> | <b>Ref. Titles<br/>on CD-ROM/<br/>laser disk</b> | <b>Avg.<br/>@ Date</b> | <b>Periodical<br/>Subscriptions</b> | <b>Audio<br/>Materials</b> | <b>Video<br/>Materials</b> | <b>Computer<br/>Software</b> | <b>Online CD<br/>Services</b> |  |
| <b>Elementary 300-499 (continued)</b> |                         |                                 |                                       |  |                        |                                     |                            |                            |                              |                               |  |
| BILL METZ ELEMENTARY SCH              | 392                     | 11025                           | 1984                                  | 2  | 1995                   | 18                                  | 240                        | 280                        | 5                            | F                             |  |
| FALCON ELEMENTARY SCHOOL              | 391                     | 8744                            | 1983                                  | 3  | 1996                   | 20                                  | 0                          | 241                        | 5                            | F                             |  |
| MANAUGH ELEMENTARY SCH                | 391                     | 9319                            | 1986                                  | 0  |                        | 7                                   | 0                          | 101                        | 0                            | F                             |  |
| MALLEY DR ELEMENTARY                  | 384                     | 8245                            |                                       | 10   | 1997                   | 17                                  | 112                        | 190                        | 35                           | T                             |  |
| PIONEER ELEMENTARY SCHOOL             | 377                     | 8810                            | 1980                                  | 2  | 1997                   | 13                                  | 21                         | 300                        | 0                            | F                             |  |
| DOS RIOS ELEMENTARY SCH               | 370                     | 7959                            |                                       | 13   | 1998                   | 17                                  | 616                        |                            | 8                            | F                             |  |
| STRASBURG ELEMENTARY SCH              | 368                     | 6000                            |                                       | 11   |                        | 32                                  | 25                         | 155                        | 50                           | F                             |  |
| WEST ELEMENTARY SCHOOL                | 367                     | 8000                            | 1992                                  | 3  | 1999                   | 7                                   | 30                         | 60                         | 8                            | F                             |  |
| CAMPBELL ELEMENTARY SCH               | 367                     | 7428                            | 1989                                  | 252  | 1988                   | 0                                   | 70                         | 25                         | 60                           | T                             |  |
| BURLINGTON ELEMENTARY SCH             | 362                     | 6098                            | 1991                                  | 10   | 1998                   | 10                                  | 50                         | 213                        | 25                           | F                             |  |
| MOUNTAIN VIEW ELEM SCHOOL             | 361                     | 6630                            | 1985                                  | 326  |                        | 28                                  | 79                         | 257                        | 470                          | T                             |  |
| MESA ELEMENTARY SCHOOL                | 361                     | 7000                            | 1990                                  | 2  | 1995                   | 9                                   | 50                         | 100                        | 0                            | F                             |  |
| MOORE ELEMENTARY SCHOOL               | 360                     | 12000                           | 1980                                  | 64   | 1995                   | 9                                   | 25                         | 110                        | 50                           | T                             |  |
| FLORIDA MESA ELEM SCHOOL              | 344                     | 15000                           |                                       | 10   |                        | 15                                  | 45                         | 314                        | 1                            | F                             |  |
| HASKIN ELEMENTARY SCHOOL              | 339                     | 8000                            | 1988                                  | 17   | 1994                   | 15                                  | 0                          | 400                        | 0                            | F                             |  |
| ALLENDALE ELEMENTARY SCH              | 335                     | 8432                            | 1994                                  | 2  | 1997                   | 5                                   | 0                          | 335                        | 4                            | F                             |  |
| BATES ELEMENTARY SCHOOL               | 334                     | 6036                            | 1990                                  | 8  | 1998                   | 19                                  | 22                         | 137                        | 17                           | T                             |  |
| KEMPER ELEMENTARY SCHOOL              | 332                     | 5910                            |                                       | 11   |                        | 11                                  | 11                         | 125                        | 50                           | N                             |  |
| GREEN ACRES ELEMENTARY                | 324                     | 7086                            | 1986                                  | 6  | 1996                   | 14                                  | 18                         | 393                        | 1                            | F                             |  |
| LIMON ELEMENTARY SCHOOL               | 319                     | 5153                            | 1985                                  | 6  | 1995                   | 8                                   | 50                         | 82                         | 10                           | F                             |  |
| COLUMBIAN ELEMENTARY SCH              | 319                     | 6455                            |                                       | 15   | 1997                   | 6                                   | 24                         | 75                         | 10                           | T                             |  |
| MEEKER ELEMENTARY SCHOOL              | 308                     | 10210                           | 1991                                  |  |                        | 5                                   | 35                         | 60                         | 0                            |                               |  |
| PARKVIEW ELEMENTARY SCH               | 305                     | 10000                           |                                       | 3  |                        | 8                                   | 0                          | 325                        | 40                           | F                             |  |
| BROADMOOR ELEMENTARY SCH              | 300                     | 3500                            |                                       | 15   |                        | 15                                  | 6                          | 150                        | 6                            | T                             |  |
| <b>Average</b>                        | <b>401</b>              | <b>8742</b>                     | <b>1988</b>                           | <b>44</b>  | <b>1996</b>            | <b>15</b>                           | <b>78</b>                  | <b>199</b>                 | <b>96</b>                    |                               |  |

## Statistics and Input-Output Measures for School Library Media Centers in Colorado 2000

### Library Media Usage Per Typical Week

| SCHOOL IDENTIFICATION      | Total Visits |             |                     | Info Skills Instruction |                            | Circulation Materials Per Week | ILL & Document Delivery |           |
|----------------------------|--------------|-------------|---------------------|-------------------------|----------------------------|--------------------------------|-------------------------|-----------|
|                            | Enrollment   | Individuals | Classes &/or Groups | Contacts w/ Individuals | Contacts w/ Classes/Groups |                                | Lending                 | Borrowing |
| <b>Elementary 300-499</b>  |              |             |                     |                         |                            |                                |                         |           |
| WILDER ELEMENTARY SCHOOL   | 496          | 880         | 42                  | 715                     | 37                         | 1300                           | 12                      | 20        |
| NORTHBRIDGE ELEMENTARY SCH | 492          | 30          | 28                  | 15                      | 2                          | 1025                           | 1                       | 1         |
| EAGLE VALLEY ELEMENTARY    | 491          | 575         | 30                  | 78                      | 3                          | 750                            | 3                       | 2         |
| ARAGON ELEMENTARY SCHOOL   | 490          | 900         | 32                  | 900                     | 32                         | 850                            | 2                       | 4         |
| GUST ELEMENTARY SCHOOL     | 486          | 150         | 40                  | 75                      | 20                         | 1500                           | 4                       | 7         |
| ANTELOPE TRAILS ELEM SCH   | 483          | 300         | 25                  | 200                     | 25                         | 1500                           | 10                      | 5         |
| CACHE LA POUJRE ELEM SCH   | 481          | 480         | 20                  | 160                     | 10                         | 1000                           | 2                       | 2         |
| LEWIS-PALMER ELEM SCHOOL   | 480          | 500         | 25                  | 475                     | 23                         | 1250                           | 10                      | 25        |
| HIGH PLAINS ELEMENTARY SCH | 469          | 425         | 25                  | 425                     | 19                         | 400                            | 5                       | 5         |
| FOOTHILL ELEMENTARY SCH    | 465          | 426         | 51                  | 318                     | 51                         | 1325                           | 3                       | 3         |
| RALSTON ELEMENTARY SCH     | 454          | 475         | 24                  | 250                     | 12                         | 800                            | 0                       | 0         |
| LINCOLN O M ELEMENTARY SCH | 450          | 500         | 19                  | 460                     | 19                         | 900                            | 2                       | 1         |
| EXPLORER ELEMENTARY        | 449          | 150         | 29                  | 50                      | 10                         | 1000                           | 5                       | 8         |
| PECK ELEMENTARY SCHOOL     | 443          | 100         | 20                  | 100                     | 17                         | 800                            | 10                      | 5         |
| O'DEA ELEMENTARY SCHOOL    | 437          | 500         | 25                  | 75                      | 5                          | 800                            | 5                       | 5         |
| HARRISON ELEMENTARY        | 434          |             | 30                  | 0                       | 0                          | 650                            | 0                       | 0         |
| NEEDHAM ELEMENTARY SCH     | 433          | 600         | 25                  | 250                     | 10                         | 1250                           | 2                       | 1         |
| HYGIENE ELEMENTARY SCHOOL  | 433          | 479         | 18                  | 479                     | 18                         | 1380                           | 0                       | 0         |
| NORTH MOR ELEMENTARY SCH   | 425          | 50          | 25                  | 12                      | 14                         |                                | 15                      | 5         |
| EVANS ELEMENTARY SCHOOL    | 417          | 600         | 13                  | 450                     | 22                         | 450                            | 4                       | 5         |
| TOZER ELEMENTARY SCHOOL    | 412          | 420         | 22                  | 10                      | 22                         | 450                            | 11                      | 1         |
| TWAIN ELEMENTARY SCHOOL    | 411          | 400         | 19                  | 400                     | 19                         | 400                            | 10                      | 10        |
| SKYVIEW ELEMENTARY SCHOOL  | 407          | 450         | 20                  | 50                      | 5                          | 800                            | 1                       | 1         |
| MANITOU SPRINGS ELEM SCH   | 405          | 500         | 0                   | 500                     | 0                          | 1200                           | 0                       | 20        |
| COLUMBINE ELEMENTARY SCH   | 403          | 470         | 18                  | 30                      | 18                         | 950                            | 2                       | 1         |
| SPANGLER ELEMENTARY SCH    | 397          | 400         | 23                  | 200                     | 20                         | 800                            | 2                       | 2         |

## Statistics and Input-Output Measures for School Library Media Centers in Colorado 2000

| Library Media Usage Per Typical Week  |                 |              |                        |                            |                               |                                      |                         |           |          |
|---------------------------------------|-----------------|--------------|------------------------|----------------------------|-------------------------------|--------------------------------------|-------------------------|-----------|----------|
| SCHOOL IDENTIFICATION                 | Enroll-<br>ment | Total Visits |                        | Info Skills Instruction    |                               | Circulation<br>Materials<br>Per Week | ILL & Document Delivery |           |          |
|                                       |                 | Individuals  | Classes &/or<br>Groups | Contacts w/<br>Individuals | Contacts w/<br>Classes/Groups |                                      | Lending                 | Borrowing |          |
| School Name                           |                 |              |                        |                            |                               |                                      |                         |           |          |
| <b>Elementary 300-499 (continued)</b> |                 |              |                        |                            |                               |                                      |                         |           |          |
| BILL METZ ELEMENTARY SCH              | 392             | 75           | 40                     | 35                         | 40                            | 1005                                 | 0                       | 0         | 0        |
| FALCON ELEMENTARY SCHOOL              | 391             | 45           | 18                     | 10                         | 18                            | 259                                  | 1                       | 0         | 0        |
| MANAUGH ELEMENTARY SCH                | 391             | 45           | 31                     | 45                         | 31                            | 635                                  | 9                       | 16        | 16       |
| MALLEY DR ELEMENTARY                  | 384             | 375          | 26                     | 20                         | 20                            | 505                                  | 1                       | 3         | 3        |
| PIONEER ELEMENTARY SCHOOL             | 377             | 525          | 38                     | 50                         | 15                            | 550                                  | 6                       | 43        | 43       |
| DOS RIOS ELEMENTARY SCH               | 370             | 380          | 31                     | 380                        | 31                            | 492                                  | 7                       | 8         | 8        |
| STRASBURG ELEMENTARY SCH              | 368             | 365          | 21                     | 335                        | 17                            |                                      | 0                       | 3         | 3        |
| WEST ELEMENTARY SCHOOL                | 367             | 470          | 16                     | 30                         | 7                             | 575                                  | 3                       | 1         | 1        |
| CAMPBELL ELEMENTARY SCH               | 367             | 460          | 21                     | 300                        | 20                            | 400                                  | 0                       | 0         | 0        |
| BURLINGTON ELEMENTARY SCH             | 362             | 360          | 15                     | 7                          | 1                             | 250                                  | 0                       | 2         | 2        |
| MOUNTAIN VIEW ELEM SCHOOL             | 361             | 425          | 15                     | 50                         | 8                             | 875                                  | 10                      | 12        | 12       |
| MESA ELEMENTARY SCHOOL                | 361             | 400          | 30                     | 25                         | 1                             | 500                                  | 2                       | 1         | 1        |
| MOORE ELEMENTARY SCHOOL               | 360             | 500          | 18                     | 500                        | 18                            | 750                                  | 0                       | 0         | 0        |
| FLORIDA MESA ELEM SCHOOL              | 344             | 100          | 19                     | 5                          | 19                            | 850                                  | 0                       | 0         | 0        |
| HASKIN ELEMENTARY SCHOOL              | 339             | 400          | 25                     | 100                        | 12                            | 800                                  | 0                       | 0         | 0        |
| ALLENDALE ELEMENTARY SCH              | 335             | 343          | 18                     | 150                        | 6                             | 400                                  | 0                       | 0         | 0        |
| BATES ELEMENTARY SCHOOL               | 334             | 50           | 14                     | 40                         | 4                             | 850                                  | 2                       | 4         | 4        |
| KEMPER ELEMENTARY SCHOOL              | 332             | 715          | 56                     | 60                         | 4                             | 750                                  | 2                       | 20        | 20       |
| GREEN ACRES ELEMENTARY                | 324             | 379          | 17                     | 340                        | 17                            | 533                                  | 5                       | 0         | 0        |
| LIMON ELEMENTARY SCHOOL               | 319             | 275          | 16                     | 20                         | 0                             | 300                                  | 0                       | 12        | 12       |
| COLUMBIAN ELEMENTARY SCH              | 319             | 500          | 22                     | 200                        | 10                            | 1200                                 | 3                       | 2         | 2        |
| MEEKER ELEMENTARY SCHOOL              | 308             | 500          | 15                     | 35                         | 3                             | 500                                  | 0                       | 0         | 0        |
| PARKVIEW ELEMENTARY SCH               | 305             | 40           | 60                     | 0                          | 0                             | 700                                  | 3                       | 12        | 12       |
| BROADMOOR ELEMENTARY SCH              | 300             | 25           | 19                     | 25                         | 19                            | 200                                  |                         |           |          |
| <b>Average</b>                        | <b>401</b>      | <b>378</b>   | <b>25</b>              | <b>189</b>                 | <b>15</b>                     | <b>779</b>                           | <b>4</b>                | <b>6</b>  | <b>6</b> |

**Statistics and Input-Output Measures for  
School Library Media Centers in Colorado 2000**

| <b>SCHOOL IDENTIFICATION</b> |                   | <b>Annual Operating Expenditures</b> |                                   |                  |                                      |                                     |                               |                               | <b>Total</b> |
|------------------------------|-------------------|--------------------------------------|-----------------------------------|------------------|--------------------------------------|-------------------------------------|-------------------------------|-------------------------------|--------------|
|                              |                   | <b>Materials in Dollars:</b>         |                                   |                  |                                      |                                     |                               |                               |              |
| <b>School Name</b>           | <b>Enrollment</b> | <b>Print</b>                         | <b>Electronic Formats (local)</b> | <b>Non-Print</b> | <b>Electronic Access (non-local)</b> | <b>Other Operating Expenditures</b> | <b>Operating expenditures</b> | <b>Operating expenditures</b> |              |
| <b>Elementary 300-499</b>    |                   |                                      |                                   |                  |                                      |                                     |                               |                               |              |
| WILDER ELEMENTARY SCHOOL     | 496               | \$7,400                              | \$5,000                           | \$0              | \$600                                | \$0                                 | \$0                           | \$13,000                      |              |
| NORTHBRIDGE ELEMENTARY SCH   | 492               | \$2,950                              | \$300                             | \$250            | \$0                                  | \$0                                 | \$0                           | \$3,500                       |              |
| EAGLE VALLEY ELEMENTARY      | 491               | \$6,000                              | \$1,000                           | \$1,300          | \$600                                | \$1,100                             | \$1,100                       | \$10,000                      |              |
| ARAGON ELEMENTARY SCHOOL     | 490               | \$4,000                              | \$500                             | \$500            | \$0                                  | \$500                               | \$500                         | \$5,500                       |              |
| GUST ELEMENTARY SCHOOL       | 486               | \$8,500                              | \$1,500                           | \$200            | \$200                                | \$150                               | \$150                         | \$10,550                      |              |
| ANTELOPE TRAILS ELEM SCH     | 483               | \$3,500                              | \$250                             | \$250            | \$300                                | \$500                               | \$500                         | \$4,800                       |              |
| CACHE LA POUFRE ELEM SCH     | 481               | \$5,000                              | \$1,000                           | \$100            | \$300                                | \$1,000                             | \$1,000                       | \$7,400                       |              |
| LEWIS-PALMER ELEM SCHOOL     | 480               | \$5,000                              | \$1,000                           |                  | \$300                                | \$3,400                             | \$3,400                       | \$9,400                       |              |
| HIGH PLAINS ELEMENTARY SCH   | 469               |                                      |                                   |                  |                                      |                                     |                               | \$0                           |              |
| FOOTHILL ELEMENTARY SCH      | 465               | \$3,950                              | \$100                             | \$300            | \$600                                | \$150                               | \$150                         | \$5,100                       |              |
| RALSTON ELEMENTARY SCH       | 454               | \$2,500                              | \$500                             | \$1,200          | \$350                                | \$700                               | \$700                         | \$5,250                       |              |
| LINCOLN O M ELEMENTARY SCH   | 450               | \$2,310                              | \$0                               | \$270            | \$0                                  | \$200                               | \$200                         | \$2,780                       |              |
| EXPLORER ELEMENTARY          | 449               | \$4,000                              | \$0                               | \$1,000          | \$0                                  | \$0                                 | \$0                           | \$5,000                       |              |
| PECK ELEMENTARY SCHOOL       | 443               | \$1,750                              | \$0                               | \$0              | \$0                                  | \$400                               | \$400                         | \$2,150                       |              |
| O'DEA ELEMENTARY SCHOOL      | 437               | \$5,320                              | \$2,480                           | \$100            | \$250                                | \$500                               | \$500                         | \$8,650                       |              |
| HARRISON ELEMENTARY          | 434               | \$5,380                              | \$0                               | \$1,000          | \$0                                  | \$1,000                             | \$1,000                       | \$7,380                       |              |
| NEEDHAM ELEMENTARY SCH       | 433               | \$8,000                              | \$300                             | \$1,000          | \$0                                  | \$0                                 | \$0                           | \$9,300                       |              |
| HYGIENE ELEMENTARY SCHOOL    | 433               | \$2,950                              | \$0                               | \$0              | \$0                                  | \$50                                | \$50                          | \$3,000                       |              |
| NORTH MOR ELEMENTARY SCH     | 425               | \$5,000                              | \$250                             | \$850            | \$500                                | \$4,500                             | \$4,500                       | \$11,100                      |              |
| EVANS ELEMENTARY SCHOOL      | 417               | \$2,100                              | \$901                             | \$1,103          | \$200                                | \$2,035                             | \$2,035                       | \$6,339                       |              |
| TOZER ELEMENTARY SCHOOL      | 412               | \$3,530                              | \$1,500                           | \$1,000          |                                      | \$2,100                             | \$2,100                       | \$8,130                       |              |
| TWAIN ELEMENTARY SCHOOL      | 411               |                                      |                                   |                  |                                      |                                     |                               | \$0                           |              |
| SKYVIEW ELEMENTARY SCHOOL    | 407               | \$3,500                              | \$960                             | \$1,000          |                                      | \$2,525                             | \$2,525                       | \$7,985                       |              |
| MANITOU SPRINGS ELEM SCH     | 405               | \$1,000                              | \$0                               | \$0              | \$300                                | \$50                                | \$50                          | \$1,350                       |              |
| COLUMBINE ELEMENTARY SCH     | 403               | \$2,500                              | \$0                               | \$0              | \$0                                  | \$500                               | \$500                         | \$3,000                       |              |
| SPANGLER ELEMENTARY SCH      | 397               | \$3,300                              | \$250                             | \$500            | \$0                                  | \$150                               | \$150                         | \$4,200                       |              |

## Statistics and Input-Output Measures for School Library Media Centers in Colorado 2000

|                                       |                 | Annual Operating Expenditures |                                  |               |                                     |                                    |                                    |  |  |
|---------------------------------------|-----------------|-------------------------------|----------------------------------|---------------|-------------------------------------|------------------------------------|------------------------------------|--|--|
|                                       |                 | Materials in Dollars:         |                                  |               |                                     |                                    |                                    |  |  |
| SCHOOL IDENTIFICATION                 | Enroll-<br>ment | Print                         | Electronic<br>Formats<br>(local) | Non-<br>Print | Electronic<br>Access<br>(non-local) | Other<br>Operating<br>Expenditures | Total<br>Operating<br>expenditures |  |  |
| <b>Elementary 300-499 (continued)</b> |                 |                               |                                  |               |                                     |                                    |                                    |  |  |
| BILL METZ ELEMENTARY SCH              | 392             | \$3,467                       | \$200                            | \$300         | \$0                                 | \$1,000                            | \$4,967                            |  |  |
| FALCON ELEMENTARY SCHOOL              | 391             | \$1,500                       | \$0                              | \$200         | \$0                                 | \$400                              | \$2,100                            |  |  |
| MANAUGH ELEMENTARY SCH                | 384             | \$3,700                       | \$100                            | \$130         | \$170                               | \$800                              | \$4,900                            |  |  |
| MALLEY DR ELEMENTARY                  | 377             | \$3,250                       | \$0                              | \$650         | \$450                               | \$300                              | \$4,650                            |  |  |
| PIONEER ELEMENTARY SCHOOL             | 370             | \$2,200                       | \$0                              | \$0           | \$0                                 | \$0                                | \$2,200                            |  |  |
| DOS RIOS ELEMENTARY SCH               | 368             | \$3,000                       | \$0                              | \$3,600       | \$7,000                             | \$1,500                            | \$15,100                           |  |  |
| STRASBURG ELEMENTARY SCH              | 367             | \$1,500                       | \$900                            | \$100         | \$0                                 | \$500                              | \$3,000                            |  |  |
| WEST ELEMENTARY SCHOOL                | 367             | \$2,500                       | \$50                             | \$50          | \$0                                 | \$1,000                            | \$3,600                            |  |  |
| CAMPBELL ELEMENTARY SCH               | 362             | \$4,000                       | \$750                            | \$0           | \$0                                 | \$880                              | \$5,630                            |  |  |
| BURLINGTON ELEMENTARY SCH             | 361             | \$6,000                       | \$2,300                          | \$900         | \$150                               | \$1,775                            | \$11,125                           |  |  |
| MOUNTAIN VIEW ELEM SCHOOL             | 361             | \$2,000                       | \$0                              | \$500         | \$0                                 | \$500                              | \$3,000                            |  |  |
| MESA ELEMENTARY SCHOOL                | 360             | \$800                         | \$0                              | \$0           | \$260                               | \$0                                | \$1,060                            |  |  |
| MOORE ELEMENTARY SCHOOL               | 344             | \$9,600                       | \$1,000                          | \$0           | \$0                                 | \$0                                | \$10,600                           |  |  |
| FLORIDA MESA ELEM SCHOOL              | 339             | \$2,200                       | \$1,000                          | \$4,000       | \$1,000                             | \$1,000                            | \$9,200                            |  |  |
| HASKIN ELEMENTARY SCHOOL              | 335             | \$4,000                       | \$0                              | \$0           | \$0                                 | \$1,060                            | \$5,060                            |  |  |
| ALLENDALE ELEMENTARY SCH              | 334             | \$400                         | \$100                            | \$80          | \$0                                 | \$0                                | \$580                              |  |  |
| BATES ELEMENTARY SCHOOL               | 332             | \$2,000                       | \$0                              | \$500         | \$0                                 | \$0                                | \$2,500                            |  |  |
| KEMPER ELEMENTARY SCHOOL              | 324             | \$5,350                       | \$0                              | \$170         | \$480                               | \$400                              | \$6,400                            |  |  |
| GREEN ACRES ELEMENTARY                | 319             | \$4,200                       | \$3,500                          | \$0           | \$0                                 | \$7,350                            | \$15,050                           |  |  |
| LIMON ELEMENTARY SCHOOL               | 319             | \$3,000                       | \$600                            | \$0           | \$500                               | \$300                              | \$4,400                            |  |  |
| COLUMBIAN ELEMENTARY SCH              | 308             | \$2,100                       | \$0                              | \$1,800       | \$0                                 | \$300                              | \$2,400                            |  |  |
| MEEKER ELEMENTARY SCHOOL              | 305             | \$4,000                       | \$0                              | \$150         | \$400                               | \$900                              | \$5,800                            |  |  |
| PARKVIEW ELEMENTARY SCH               | 300             | \$3,000                       | \$0                              | \$557         | \$340                               | \$882                              | \$4,450                            |  |  |
| BROADMOOR ELEMENTARY SCH              | 401             | \$3,685                       | \$615                            | \$557         | \$340                               | \$882                              | \$5,673                            |  |  |
| <b>Average</b>                        |                 |                               |                                  |               |                                     |                                    |                                    |  |  |

## Statistics and Input-Output Measures for School Library Media Centers in Colorado 2000

### SCHOOL IDENTIFICATION

| School Name                 | Enrollment | District Name         | Address                  | City             | County     | Zip Code |
|-----------------------------|------------|-----------------------|--------------------------|------------------|------------|----------|
| <b>Elementary Under 300</b> |            |                       |                          |                  |            |          |
| KENNETH P MORRIS PRIMARY    | 299        | West Yuma RJ-1        | 519 N. Albany            | Yuma             | Yuma       | 80759    |
| STEELE ELEMENTARY SCHOOL    | 290        | Colorado Springs 11   | 1720 N Weber St          | Colorado Springs | El Paso    | 80907    |
| ADAMS ELEMENTARY SCHOOL     | 285        | Colorado Springs 11   | 2101 Manitoba Dr.        | Colorado Springs | El Paso    | 80910    |
| TAYLOR ELEMENTARY SCHOOL    | 279        | Colorado Springs 11   | 900 E. Buena Ventura     | Colorado Springs | El Paso    | 80907    |
| LA JARA ELEMENTARY SCHOOL   | 269        | North Conejos RE-1J   | 214 Poplar Street        | La Jara          | Conejos    | 81140    |
| HUNT ELEMENTARY SCHOOL      | 268        | Colorado Springs 11   | 917 East Moreno          | Colorado Springs | El Paso    | 80903    |
| PAONIA ELEMENTARY SCHOOL    | 264        | Delta County 50(J)    | PO Box 1179              | Paonia           | Delta      | 81428    |
| ANIMAS VALLEY ELEM SCHOOL   | 263        | Durango 9-R           | 373 Hermosa Meadows Road | Durango          | La Plata   | 81301    |
| RED SANDSTONE ELEM SCHOOL   | 251        | Eagle County RE 50    | 551 N. Frontage Rd. W.   | Vail             | Eagle      | 81657    |
| GRANBY ELEMENTARY SCHOOL    | 248        | East Grand 2          | 202 W. Topaz, Box 2240   | Granby           | Grand      | 80446    |
| BUENA VISTA ELEMENTARY SCH  | 244        | Colorado Springs 11   | 1620 West Bijou          | Colorado Springs | El Paso    | 80904    |
| TELLURIDE ELEMENTARY SCH    | 243        | Telluride R-1         | PO Box 187               | Telluride        | San Miguel | 81435    |
| LYONS ELEMENTARY SCHOOL     | 243        | St Vrain Valley RE 1J | 338 High Street          | Lyons            | Boulder    | 80540    |
| WASHINGTON PRIMARY SCHOOL   | 236        | Rocky Ford R-2        | 709 South 11th           | Rocky Ford       | Otero      | 81067    |
| BRISTOL ELEMENTARY SCHOOL   | 236        | Colorado Springs 11   | 890 N. Walnut            | Colorado Springs | El Paso    | 80905    |
| JEFFERSON ELEMENTARY SCH    | 233        | Colorado Springs 11   | 1801 N. Howard Ave.      | Colorado Springs | El Paso    | 80909    |
| HOWBERT ELEMENTARY SCH      | 233        | Colorado Springs 11   | 1023 N. 31st St.         | Colorado Springs | El Paso    | 80904    |
| MANASSA ELEMENTARY SCH      | 232        | North Conejos RE-1J   | 200 S 5th                | Manassa          | Conejos    | 81141    |
| WEST GRAND ELEMENTARY SCH   | 220        | West Grand 1-JT       | 715 Kinsey PO Box 515    | Kremmling        | Grand      | 80459    |
| VIVIAN ELEMENTARY SCHOOL    | 218        | Jefferson County R-1  | 10500 W. 25th Ave.       | Lakewood         | Jefferson  | 80215    |
| TRUSCOTT ELEMENTARY SCH     | 217        | Thompson R-2J         | 211 W. 6th               | Loveland         | Larimer    | 80537    |
| SUMMIT COVE ELEMENTARY      | 216        | Summit RE-1           | Box 7                    | Frisco           | Summit     | 80443    |
| NUCLA ELEMENTARY SCHOOL     | 209        | West End RE-2         | Box 490                  | Nucla            | Montrose   | 81424    |
| MEADOW MOUNTAIN ELEM SCH    | 203        | Eagle County RE 50    | Rd. 750 Eagle            | Avon             | Eagle      | 81620    |
| SHANNER ELEMENTARY SCH      | 202        | Holly RE-3            | 201 N Main               | Holly            | Prowers    | 81047    |
| SOUTH ROUJT ELEMENTARY      | 202        | South Routt RE 3      | PO Box 97                | Yampa            | Routt      | 80483    |



**Statistics and Input-Output Measures for  
School Library Media Centers in Colorado 2000**

**SCHOOL IDENTIFICATION**

| School Name                             | Enroll-<br>ment | District<br>Name        | Address                      | City             | County     | Zip<br>Code |
|---|-----------------|-------------------------|------------------------------|------------------|------------|-------------|
| <b>Elementary Under 300 (Continued)</b> |                 |                         |                              |                  |            |             |
| HAXTUN ELEMENTARY SCHOOL                | 191             | Haxtun RE-2J            | 601 N Colorado               | Haxtun           | Phillips   | 80731       |
| KIOWA ELEM SCHOOL                       | 179             | Kiowa C-2               | P. O. Box 128                | Kiowa            | Elbert     | 80117       |
| UPPER BLUE ELEMENTARY SCH               | 173             | Summit RE-1             | 1200 Airport Rd, PO Box 1255 | Breckenridge     | Summit     | 80424       |
| SEVENTH STREET ELEM SCH                 | 167             | Dolores County RE No. 2 | PO Box 459                   | Dove Creek       | Dolores    | 81324       |
| PIKE ELEMENTARY SCHOOL                  | 153             | Colorado Springs 11     | 2610 N. Chestnut St.         | Colorado Springs | El Paso    | 80907       |
| STRATTON ELEMENTARY SCH                 | 134             | Stratton R-4            | Box 266                      | Stratton         | Kit Carson | 80836       |
| SUNNYSIDE ELEMENTARY SCH                | 126             | Durango 9-R             | 75 County Road 218           | Durango          | La Plata   | 81303       |
| OTIS ELEMENTARY SCHOOL                  | 117             | Otis R-3                | 518 Dungan St                | Otis             | Washington | 80743       |
| GRAND LAKE ELEMENTARY SCH               | 104             | East Grand 2            | 301 Marina Dr., PO Box 1019  | Grand Lake       | Grand      | 80447       |
| HI PLAINS ELEMENTARY SCH                | 73              | Hi-Plains R-23          | PO Box 91                    | Vona             | Kit Carson | 80861       |
| <b>Average</b>                          | <b>214</b>      |                         |                              |                  |            |             |

## Statistics and Input-Output Measures for School Library Media Centers in Colorado 2000

### Respondent Identification

#### SCHOOL IDENTIFICATION

| School Name                 | Enrollment | Name of Respondent | Title                          | Phone        | Fax          | E-mail                                |
|-----------------------------|------------|--------------------|--------------------------------|--------------|--------------|---------------------------------------|
| <b>Elementary Under 300</b> |            |                    |                                |              |              |                                       |
| KENNETH P MORRIS PRIMARY    | 299        | Sarah Seedorf      | Library Aide                   | 970-848-5738 | 970-848-5400 | seedorfs.mps.ysd@yuma.wyuma.k12.co.us |
| STEELE ELEMENTARY SCHOOL    | 290        | Elizabeth Hirose   | CIT                            | 719-328-4700 |              | hiroses@cssd11.org                    |
| ADAMS ELEMENTARY SCHOOL     | 285        | Judith Cardamone   | CIT                            | 719-328-2522 | 719-630-0171 | cardajj@d11.org                       |
| TAYLOR ELEMENTARY SCHOOL    | 279        | Mona Sorenson      | CIT                            | 719 328-3024 | 719 630-2286 | sorenmm@d11.org                       |
| LA JARA ELEMENTARY SCHOOL   | 269        | Paula McCarroll    | Librarian                      | 719-274-5957 | 719-274-3147 |                                       |
| HUNT ELEMENTARY SCHOOL      | 268        | Toby Lefere        | CIT                            | 719-328-2900 | 719-630-2245 | lefertr@d11.org                       |
| PAONIA ELEMENTARY SCHOOL    | 264        | Judith Ricker      | Library Aide                   | 970-527-3639 | 970-527-3339 |                                       |
| ANIMAS VALLEY ELEM SCHOOL   | 263        | Janet Oliver       | Media Specialist               | 970-247-0124 | 970-385-1183 | joliver@durango.k12.co.us             |
| RED SANDSTONE ELEM SCHOOL   | 251        | Shiloy Sanders     | Media/Gifted                   | 970-476-0650 | 970-476-4769 | shiloys@yahoo.com                     |
| GRANBY ELEMENTARY SCHOOL    | 248        | Kathy Ziegler      | District Media Coordinator     | 970-887-3312 |              |                                       |
| BUENA VISTA ELEMENTARY SCH  | 244        | Sue Sell           | Coordinator of Info and Techno | 719-328-4124 |              | sellsr@d11.org                        |
| TELLURIDE ELEMENTARY SCH    | 243        | Vicki Ranta Eldsmo | Library/Enrichment             | 970-728-6615 | 970-728-5035 | veidsmo@excite.com                    |
| LYONS ELEMENTARY SCHOOL     | 243        | Sandy Morrison     | Media Tech                     | 303-823-6915 |              |                                       |
| WASHINGTON PRIMARY SCHOOL   | 236        | Loraine Barbosa    | Media Specialist               | 719-254-7681 | 719-254-7789 | lorainebarbosa@rockyford.k12.co.us    |
| BRISTOL ELEMENTARY SCHOOL   | 236        | Joan Grant         | CIT                            | 719-328-4623 | 719-630-0249 | grantj@d11.org                        |
| JEFFERSON ELEMENTARY SCH    | 233        | Mona Sorenson      | CIT                            | 719 328-3024 | 719 630-2286 | sorenmm@d11.org                       |
| HOWBERT ELEMENTARY SCH      | 233        | Leanne Graves      | Coord. of Info & Tech.         | 719-328-4224 | 719-630-0817 | gravelh@d11.org                       |
| MANASSA ELEMENTARY SCH      | 232        | Dora Gay Anderson  | Library Media Specialist       | 719-843-5401 | 719-843-5080 | rivers@amigo.net                      |
| WEST GRAND ELEMENTARY SCH   | 220        | Teresa Banman      | Library Aide                   | 970-724-3656 |              | banmant@westgrand.k12.co.us           |
| VIVIAN ELEMENTARY SCHOOL    | 218        | Jeanne Chapin      | Library Info Specialist        | 303-982-7670 | 303-982-7666 | jchapin@jeffco.k12.co.us              |
| TRUSCOTT ELEMENTARY SCH     | 217        | April Loomis       | Library/Media                  | 970-613-6921 |              | loomisa@thompson.k12.co.us            |
| SUMMIT COVE ELEMENTARY      | 216        | Fran Adams         | Media Specialist               | 970-513-0083 | 970-513-0243 | fradams@summit.k12.co.us              |
| NUCLA ELEMENTARY SCHOOL     | 209        | Carolyn Burbridge  | Library Asst.                  | 970-864-7393 | 970-864-7232 | c_burbridge@webs.westendschools.org   |
| MEADOW MOUNTAIN ELEM SCH    | 203        | Cynthia Rito       | Media Specialist               | 970-949-1694 | 970-949-1536 | crito@ecsd.re50j.k12.co.us            |
| SHANNER ELEMENTARY SCH      | 202        | Marn Massar        | Librarian Aide                 | 719-537-6662 | 719-537-0822 | marn.massar@holly.k12.co.us           |
| SOUTH ROUNTT ELEMENTARY     | 202        | Judy Kendall       | Librarian                      | 970-638-0107 | 970-638-4530 |                                       |

## Statistics and Input-Output Measures for School Library Media Centers in Colorado 2000

### Respondent Identification

#### SCHOOL IDENTIFICATION

| School Name                             | Enrollment | Name of Respondent | Title                      | Phone        | Fax          | E-mail                     |
|---|------------|--------------------|----------------------------|--------------|--------------|----------------------------|
| <b>Elementary Under 300 (Continued)</b> |            |                    |                            |              |              |                            |
| HAXTUN ELEMENTARY SCHOOL                | 191        | Cindy Sharpe-Knaus | Media Specialist           | 970-774-6161 | 970-774-3260 | csharpe@ria.net            |
| KIOWA ELEM SCHOOL                       | 179        | Monte Crabbs       | Media Specialist           | 303 621 2115 | 303 621 2566 | mcrabbs@kiowaschool.org    |
| UPPER BLUE ELEMENTARY SCH               | 173        | Pauline Cassidy    | Media Specialist           | 970-547-9130 | 970-547-9134 | pcassidy@summit.k12.co.us  |
| SEVENTH STREET ELEM SCH                 | 167        | Laurence Lloyd     | Library/Media Specialist   | 970-677-2389 | 970-677-2712 | laurence2@hubwest.com      |
| PIKE ELEMENTARY SCHOOL                  | 153        | Joan Grant         | CIT                        | 719-328-4623 | 719-630-0249 | grantj@d11.org             |
| STRATTON ELEMENTARY SCH                 | 134        | Mary Anne Kindred  | Librarian                  | 719-348-5521 | 719-348-5555 |                            |
| SUNNYSIDE ELEMENTARY SCH                | 126        | Dana Nilsson       | Media Specialist           | 970-259-5249 | 970-382-2953 | dnilsson@durango.k12.co.us |
| OTIS ELEMENTARY SCHOOL                  | 117        | Ellen Standley     | Otis Dist Para-librarian   | 970-246-3366 | 970-246-0518 | standleye@osdco.com        |
| GRAND LAKE ELEMENTARY SCH               | 104        | Kathy Ziegler      | District Media Coordinator | 970-627-3466 |              |                            |
| HI PLAINS ELEMENTARY SCH                | 73         | Vert Manwarren     | Librarian                  | 970-664-2636 | 970-664-2283 | lee386@ruralnet.net        |
| <b>Average</b>                          | <b>214</b> |                    |                            |              |              |                            |

## Statistics and Input-Output Measures for School Library Media Centers in Colorado 2000

111

| SCHOOL IDENTIFICATION       | Service Hours Per Typical Week |                     |                       |                     |              | Library Media Staffing Per Typical Week |                    |                       |                         |                        |                        |
|-----------------------------|--------------------------------|---------------------|-----------------------|---------------------|--------------|---|--------------------|-----------------------|-------------------------|------------------------|------------------------|
|                             | Enrollment                     | Open - School Hours | Closed - School Hours | Hours After 4:00 PM | Summer Hours | Number of LMS                           | Total Hours of LMS | Number of other staff | Total hours other staff | Number of entire staff | Hours for entire staff |
|                             |                                |                     |                       |                     |              |   |                    |                       |                         |                        |                        |
| <b>Elementary Under 300</b> |                                |                     |                       |                     |              |   |                    |                       |                         |                        |                        |
| KENNETH P MORRIS PRIMARY    | 299                            | 26                  | 8                     | 0                   | 0            | 0                                       | 0                  | 1                     | 28                      | 1                      | 28                     |
| STEELE ELEMENTARY SCHOOL    | 290                            | 30                  | 0                     | 0                   | 0            | 0                                       | 0                  | 2                     | 47                      | 2                      | 47                     |
| ADAMS ELEMENTARY SCHOOL     | 285                            | 40                  | 0                     | 0                   | 10           | 0                                       | 0                  | 2                     | 80                      | 2                      | 80                     |
| TAYLOR ELEMENTARY SCHOOL    | 279                            | 7                   | 0                     | 0                   | 0            | 1                                       | 35                 | 1                     | 18                      | 2                      | 53                     |
| LA JARA ELEMENTARY SCHOOL   | 269                            | 30                  | 13                    | 0                   | 0            | 1                                       | 41                 |                       |                         | 1                      | 41                     |
| HUNT ELEMENTARY SCHOOL      | 268                            | 35                  | 5                     | 1                   | 1            | 0                                       | 0                  | 2                     | 98                      | 2                      | 98                     |
| PAONIA ELEMENTARY SCHOOL    | 264                            | 38                  | 0                     | 0                   | 0            | 0                                       | 0                  | 1                     | 38                      | 1                      | 38                     |
| ANIMAS VALLEY ELEM SCHOOL   | 263                            | 40                  | 2                     | 0                   | 0            | 1                                       | 40                 | 1                     | 16                      | 2                      | 56                     |
| RED SANDSTONE ELEM SCHOOL   | 251                            | 30                  | 10                    | 0                   | 0            | 1                                       | 30                 | 2                     | 10                      | 3                      | 40                     |
| GRANBY ELEMENTARY SCHOOL    | 248                            | 30                  | 2                     | 4                   | 0            | 0                                       | 0                  | 2                     | 44                      | 2                      | 44                     |
| BUENA VISTA ELEMENTARY SCH  | 244                            | 30                  | 3                     | 0                   | 0            | 1                                       | 40                 | 0                     | 0                       | 1                      | 40                     |
| TELLURIDE ELEMENTARY SCH    | 243                            | 40                  | 0                     | 0                   | 0            | 0                                       | 0                  | 2                     | 40                      | 2                      | 40                     |
| LYONS ELEMENTARY SCHOOL     | 243                            | 35                  | 0                     | 0                   | 0            | 0                                       | 0                  | 1                     | 35                      | 1                      | 35                     |
| WASHINGTON PRIMARY SCHOOL   | 236                            | 35                  | 0                     | 0                   | 0            | 0                                       | 0                  | 1                     | 40                      | 1                      | 40                     |
| BRISTOL ELEMENTARY SCHOOL   | 236                            | 35                  | 0                     | 0                   | 0            | 0                                       | 0                  | 2                     | 53                      | 2                      | 53                     |
| JEFFERSON ELEMENTARY SCH    | 233                            | 7                   | 0                     | 0                   | 0            | 1                                       | 18                 | 1                     | 35                      | 2                      | 53                     |
| HOWBERT ELEMENTARY SCH      | 233                            | 30                  | 0                     | 5                   | 0            | 1                                       | 40                 | 0                     | 0                       | 1                      | 40                     |
| MANASSA ELEMENTARY SCH      | 232                            | 38                  | 0                     | 5                   | 0            |   |                    | 1                     | 30                      | 1                      | 30                     |
| WEST GRAND ELEMENTARY SCH   | 220                            | 35                  | 0                     | 0                   | 0            |   |                    | 1                     | 40                      | 1                      | 40                     |
| VIVIAN ELEMENTARY SCHOOL    | 218                            | 20                  | 14                    | 2                   | 10           | 1                                       | 24                 | 1                     | 4                       | 2                      | 28                     |
| TRUSCOTT ELEMENTARY SCH     | 217                            | 40                  | 0                     | 0                   | 0            | 1                                       | 40                 | 1                     | 40                      | 1                      | 40                     |
| SUMMIT COVE ELEMENTARY      | 216                            | 35                  | 2                     | 0                   | 3            | 1                                       | 40                 | 2                     | 60                      | 2                      | 60                     |
| NUCLA ELEMENTARY SCHOOL     | 209                            | 40                  | 0                     | 0                   | 0            | 0                                       | 0                  | 0                     | 0                       | 1                      | 46                     |
| MEADOW MOUNTAIN ELEM SCH    | 203                            | 46                  | 0                     | 0                   | 0            | 1                                       | 46                 | 1                     | 40                      | 1                      | 40                     |
| SHANNER ELEMENTARY SCH      | 202                            | 40                  | 0                     | 0                   | 0            |   |                    | 1                     | 40                      | 1                      | 40                     |
| SOUTH ROUTT ELEMENTARY      | 202                            | 40                  | 0                     | 0                   | 0            |   |                    | 1                     | 40                      | 1                      | 40                     |

**Statistics and Input-Output Measures for  
School Library Media Centers in Colorado 2000**

| SCHOOL IDENTIFICATION                   | Service Hours Per Typical Week |                           |                             |                           | Library Media Staffing Per Typical Week |                  |                          |                             |                                     |                              |                              |
|---|--------------------------------|---------------------------|-----------------------------|---------------------------|---|------------------|--------------------------|-----------------------------|-------------------------------------|------------------------------|------------------------------|
|   | Enroll-<br>ment                | Open -<br>School<br>Hours | Closed -<br>School<br>Hours | Hours<br>After<br>4:00 PM | Summer<br>Hours                         | Number<br>of LMS | Total<br>Hours<br>of LMS | Number<br>of other<br>staff | Total<br>hours<br>of other<br>staff | Number<br>of entire<br>staff | Hours<br>for entire<br>staff |
| <b>Elementary Under 300 (Continued)</b> |                                |                           |                             |                           |   |                  |                          |                             |                                     |                              |                              |
| HAXTUN ELEMENTARY SCHOOL                | 191                            | 38                        | 2                           | 0                         | 0                                       | 1                | 20                       | 1                           | 20                                  | 2                            | 40                           |
| KIOWA ELEM SCHOOL                       | 179                            | 40                        | 2                           | 0                         | 0                                       | 1                | 4                        | 1                           | 40                                  | 2                            | 44                           |
| UPPER BLUE ELEMENTARY SCH               | 173                            | 40                        | 0                           | 0                         | 0                                       | 1                | 40                       | 0                           | 0                                   | 1                            | 40                           |
| SEVENTH STREET ELEM SCH                 | 167                            | 17                        | 15                          | 0                         | 12                                      | 1                | 5                        | 1                           | 15                                  | 2                            | 20                           |
| PIKE ELEMENTARY SCHOOL                  | 153                            | 35                        | 0                           | 0                         | 0                                       | 0                | 0                        | 2                           | 53                                  | 2                            | 53                           |
| STRATTON ELEMENTARY SCH                 | 134                            | 40                        | 0                           | 0                         | 0                                       | 0                | 0                        | 1                           | 40                                  | 1                            | 40                           |
| SUNNYSIDE ELEMENTARY SCH                | 126                            | 28                        | 3                           | 9                         | 20                                      | 1                | 20                       | 2                           | 28                                  | 3                            | 48                           |
| OTIS ELEMENTARY SCHOOL                  | 117                            | 40                        | 2                           | 2                         | 2                                       | 0                | 0                        | 3                           | 18                                  | 3                            | 18                           |
| GRAND LAKE ELEMENTARY SCH               | 104                            | 30                        | 2                           | 4                         | 0                                       | 0                | 0                        | 2                           | 40                                  | 2                            | 40                           |
| HI PLAINS ELEMENTARY SCH                | 73                             | 32                        | 0                           | 0                         | 0                                       | 1                | 16                       | 2                           | 20                                  | 3                            | 36                           |
| <b>Average</b>                          | <b>214</b>                     | <b>33</b>                 | <b>2</b>                    | <b>1</b>                  | <b>2</b>                                | <b>1</b>         | <b>15</b>                | <b>1</b>                    | <b>33</b>                           | <b>2</b>                     | <b>44</b>                    |

## Statistics and Input-Output Measures for School Library Media Centers in Colorado 2000

### Activities of Paid Staff Per Typical Week Collaboration

| SCHOOL IDENTIFICATION       | Enrollment | Plan with Teachers |              | Co-op Teaching |              | Co-op Teaching |              | Providing Inservice |              | Providing Inservice |              | Read/ Incentive Activities |              | Read/ Incentive Activities |              | Collection Development |              | Collection Development |              |  |
|-----------------------------|------------|--------------------|--------------|----------------|--------------|----------------|--------------|---------------------|--------------|---------------------|--------------|----------------------------|--------------|----------------------------|--------------|------------------------|--------------|------------------------|--------------|--|
|                             |            | Contract           | Non-Contract | Contract       | Non-Contract | Contract       | Non-Contract | Contract            | Non-Contract | Contract            | Non-Contract | Contract                   | Non-Contract | Contract                   | Non-Contract | Contract               | Non-Contract | Contract               | Non-Contract |  |
| <b>Elementary Under 300</b> |            |                    |              |                |              |                |              |                     |              |                     |              |                            |              |                            |              |                        |              |                        |              |  |
| KENNETH P MORRIS PRIMARY    | 299        | 1                  | 0            | 0              | 0            | 0              | 0            | 0                   | 0            | 1                   | 1            | 3                          | 0            | 2                          | 0            | 2                      | 0            | 2                      | 0            |  |
| STEELE ELEMENTARY SCHOOL    | 290        | 10                 |              | 15             |              | 2              |              | 2                   |              |                     |              | 1                          |              | 2                          |              | 2                      |              | 2                      |              |  |
| ADAMS ELEMENTARY SCHOOL     | 285        | 1                  | 1            | 15             |              | 2              |              | 2                   |              |                     |              | 15                         | 1            | 2                          |              | 2                      |              | 2                      |              |  |
| TAYLOR ELEMENTARY SCHOOL    | 279        | 4                  | 4            | 12             | 0            | 2              | 0            | 2                   | 1            | 1                   | 2            | 2                          | 0            | 1                          | 1            | 1                      | 1            | 1                      |              |  |
| LA JARA ELEMENTARY SCHOOL   | 269        | 3                  |              | 12             |              | 0              |              | 0                   |              |                     |              | 2                          |              | 3                          |              | 3                      |              | 3                      |              |  |
| HUNT ELEMENTARY SCHOOL      | 268        | 8                  |              | 30             |              | 1              |              | 1                   |              |                     |              | 0                          |              | 2                          |              | 2                      |              | 2                      |              |  |
| PAONIA ELEMENTARY SCHOOL    | 264        | 1                  |              | 1              |              | 1              |              | 1                   |              |                     |              | 2                          |              | 1                          |              | 1                      |              | 1                      |              |  |
| ANIMAS VALLEY ELEM SCHOOL   | 263        | 4                  | -1           | 8              | -1           | 1              | 1            | 1                   | 1            | -1                  | 8            | -1                         | 1            | 1                          | 1            | 1                      | -1           | 1                      | -1           |  |
| RED SANDSTONE ELEM SCHOOL   | 251        | 10                 | 6            | 12             | 0            | 1              | 1            | 1                   | 1            | 1                   | 5            | 1                          | 1            | 5                          | 1            | 5                      | 1            | 5                      | 1            |  |
| GRANBY ELEMENTARY SCHOOL    | 248        | 2                  |              | 6              |              | 2              |              | 2                   |              |                     |              | 6                          |              | 3                          |              | 3                      |              | 3                      |              |  |
| BUENA VISTA ELEMENTARY SCH  | 244        | 2                  |              | 4              |              | 1              |              | 1                   |              |                     |              | 1                          |              | 2                          |              | 2                      |              | 2                      |              |  |
| TELLURIDE ELEMENTARY SCH    | 243        | 5                  |              | 4              |              | 1              |              | 1                   |              |                     |              | 7                          |              | 2                          |              | 2                      |              | 2                      |              |  |
| LYONS ELEMENTARY SCHOOL     | 243        | 3                  |              | 1              |              | 0              |              | 0                   |              |                     |              | 0                          |              | 2                          |              | 2                      |              | 2                      |              |  |
| WASHINGTON PRIMARY SCHOOL   | 236        | 5                  |              | 4              |              | 0              |              | 0                   |              |                     |              | 15                         |              | 2                          |              | 2                      |              | 2                      |              |  |
| BRISTOL ELEMENTARY SCHOOL   | 236        | 1                  | 1            | 1              | 1            | 1              | 1            | 1                   | 1            | 1                   | 2            | 2                          | 0            | 1                          | 1            | 1                      | 1            | 1                      | 1            |  |
| JEFFERSON ELEMENTARY SCH    | 233        | 3                  | 4            | 6              | 0            | 2              | 0            | 2                   | 1            | 1                   | 2            | 2                          | 1            | 1                          | 1            | 1                      | 1            | 1                      | 1            |  |
| HOWBERT ELEMENTARY SCH      | 233        | 2                  | 2            | 8              |              | 2              |              | 2                   | 2            | 2                   | 1            | 2                          |              | 2                          |              | 2                      |              | 2                      |              |  |
| MANASSA ELEMENTARY SCH      | 232        | 1                  | 1            | 8              |              | 1              |              | 1                   |              |                     |              | 2                          |              | 1                          |              | 1                      |              | 1                      |              |  |
| WEST GRAND ELEMENTARY SCH   | 220        | 2                  |              | 2              |              | 0              |              | 0                   |              |                     |              | 0                          |              | 10                         |              | 10                     |              | 10                     |              |  |
| VIVIAN ELEMENTARY SCHOOL    | 218        | 2                  | 2            | 2              | 0            | 1              | 1            | 1                   | 1            | 1                   | 5            | 2                          | 2            | 2                          | 2            | 2                      | 2            | 2                      | 2            |  |
| TRUSCOTT ELEMENTARY SCH     | 217        | 4                  | 1            | 3              |              | 2              |              | 2                   | 1            | 1                   | 8            | 8                          |              | 1                          |              | 1                      |              | 1                      |              |  |
| SUMMIT COVE ELEMENTARY      | 216        | 3                  |              | 13             |              | 2              |              | 2                   |              |                     |              | 2                          |              | 2                          |              | 2                      |              | 2                      |              |  |
| NUCLA ELEMENTARY SCHOOL     | 209        | 5                  |              | 16             |              | 2              |              | 2                   |              |                     |              | 11                         |              | 3                          |              | 3                      |              | 3                      |              |  |
| MEADOW MOUNTAIN ELEM SCH    | 203        | 1                  | 6            | 30             | 0            | 1              | 0            | 1                   | 0            | 0                   | 1            | 1                          | 0            | 1                          | 1            | 1                      | 1            | 1                      | 0            |  |
| SHANNER ELEMENTARY SCH      | 202        | 3                  |              | 2              |              | 1              |              | 1                   |              |                     |              | 2                          |              | 8                          |              | 8                      |              | 8                      |              |  |
| SOUTH ROUTT ELEMENTARY      | 202        | 6                  |              | 12             |              | 0              |              | 0                   |              |                     |              | 6                          |              | 4                          |              | 4                      |              | 4                      |              |  |

## Statistics and Input-Output Measures for School Library Media Centers in Colorado 2000

### Activities of Paid Staff Per Typical Week Collaboration

| SCHOOL IDENTIFICATION                   | Enroll-<br>ment | Plan with<br>Teachers |              | Co-op<br>Teaching |              | Providing<br>Inservice |              | Read/<br>Incentive<br>Activities |              | Read/<br>Incentive<br>Activities |              | Collection<br>Development |              | Collection<br>Development |              |
|---|-----------------|-----------------------|--------------|-------------------|--------------|------------------------|--------------|----------------------------------|--------------|----------------------------------|--------------|---------------------------|--------------|---------------------------|--------------|
|   |                 | Contract              | Non-Contract | Contract          | Non-Contract | Contract               | Non-Contract | Contract                         | Non-Contract | Contract                         | Non-Contract | Contract                  | Non-Contract | Contract                  | Non-Contract |
| <b>Elementary Under 300 (Continued)</b> |                 |                       |              |                   |              |                        |              |                                  |              |                                  |              |                           |              |                           |              |
| HAXTUN ELEMENTARY SCHOOL                | 191             | 6                     |              | 1                 | 1            |                        |              |                                  | 5            |                                  |              | 2                         |              |                           |              |
| KIOWA ELEM SCHOOL                       | 179             | 3                     |              | 8                 | 1            |                        |              |                                  | 8            |                                  |              | 1                         |              |                           |              |
| UPPER BLUE ELEMENTARY SCH               | 173             | 2                     |              | 5                 | 1            |                        |              |                                  | 5            |                                  |              | 1                         |              |                           |              |
| SEVENTH STREET ELEM SCH                 | 167             | 0                     |              | 2                 | 0            |                        |              |                                  | 1            |                                  |              | 5                         |              |                           |              |
| PIKE ELEMENTARY SCHOOL                  | 153             | 1                     | 1            | 15                | 0            | 1                      | 1            |                                  | 0            | 0                                |              | 2                         |              |                           | 5            |
| STRATTON ELEMENTARY SCH                 | 134             | 2                     |              | 5                 | 0            |                        |              |                                  | 2            |                                  |              | 1                         |              |                           |              |
| SUNNYSIDE ELEMENTARY SCH                | 126             | 4                     |              | 8                 |              |                        | 2            |                                  | 4            |                                  |              | 6                         |              |                           |              |
| OTIS ELEMENTARY SCHOOL                  | 117             | 1                     | 1            | 6                 | 1            |                        |              |                                  | 1            |                                  |              | 1                         |              |                           | 1            |
| GRAND LAKE ELEMENTARY SCH               | 104             | 2                     |              | 4                 | 2            |                        |              |                                  | 4            |                                  |              | 3                         |              |                           |              |
| HI PLAINS ELEMENTARY SCH                | 73              | 0                     |              | 0                 | 0            |                        | 0            |                                  | 5            |                                  |              | 2                         |              |                           | 0            |
| <b>Average</b>                          | <b>214</b>      | <b>3</b>              | <b>2</b>     | <b>8</b>          | <b>1</b>     | <b>1</b>               | <b>1</b>     | <b>4</b>                         | <b>4</b>     | <b>0</b>                         | <b>4</b>     | <b>3</b>                  | <b>0</b>     | <b>3</b>                  | <b>1</b>     |

## Statistics and Input-Output Measures for School Library Media Centers in Colorado 2000

### Activities of Paid Staff Per Typical Week (Continued)

| SCHOOL IDENTIFICATION       | Meeting w/ Leadership |          | Meeting w/ Library Staff |              | Meeting w/ Administrators |              | Meeting w/ Administrators |              | Faculty &/or Staff Meetings |              | Curriculum &/or Standards |              |
|-----------------------------|-----------------------|----------|--------------------------|--------------|---------------------------|--------------|---------------------------|--------------|-----------------------------|--------------|---------------------------|--------------|
|                             | Enroll-ment           | Contract | Library Staff            | Non-Contract | Contract                  | Non-Contract | Contract                  | Non-Contract | Contract                    | Non-Contract | Contract                  | Non-Contract |
| <b>Elementary Under 300</b> |                       |          |                          |              |                           |              |                           |              |                             |              |                           |              |
| KENNETH P MORRIS PRIMARY    | 299                   | 0        | 1                        |              | 0                         | 0            | 0                         | 0            | 1                           | 0            | 0                         | 0            |
| STEELE ELEMENTARY SCHOOL    | 290                   | 3        |                          |              | 1                         | 1            | 1                         | 1            | 1                           | 1            | 1                         | 1            |
| ADAMS ELEMENTARY SCHOOL     | 285                   | 2        | 2                        |              | 1                         | 1            | 1                         | 1            | 1                           | 1            | 1                         | 1            |
| TAYLOR ELEMENTARY SCHOOL    | 279                   | 1        | 1                        |              | 1                         | 1            | 1                         | 1            | 1                           | 0            | 1                         | 1            |
| LA JARA ELEMENTARY SCHOOL   | 269                   | 1        |                          |              | 1                         | 1            | 1                         | 1            | 1                           | 1            | 1                         | 1            |
| HUNT ELEMENTARY SCHOOL      | 268                   | 1        |                          |              | 2                         | 1            | 1                         | 1            | 1                           | 0            | 0                         | 0            |
| PAONIA ELEMENTARY SCHOOL    | 264                   | 0        |                          |              | 1                         | 1            | 1                         | 0            | 0                           | 0            | 0                         | 0            |
| ANIMAS VALLEY ELEM SCHOOL   | 263                   | 1        | -1                       |              | 1                         | 1            | -1                        | 1            | 1                           | -1           | 1                         | -1           |
| RED SANDSTONE ELEM SCHOOL   | 251                   | 1        | 1                        |              | 0                         | 1            | 1                         | 1            | 1                           | 1            | 1                         | 1            |
| GRANBY ELEMENTARY SCHOOL    | 248                   | 1        |                          |              | 1                         | 1            | 1                         | 1            | 1                           | 1            | 1                         | 1            |
| BUENA VISTA ELEMENTARY SCH  | 244                   | 2        |                          |              | 1                         | 1            | 1                         | 1            | 1                           | 1            | 1                         | 1            |
| TELLURIDE ELEMENTARY SCH    | 243                   | 1        |                          |              | 1                         | 1            | 1                         | 3            | 3                           | 2            | 2                         | 2            |
| LYONS ELEMENTARY SCHOOL     | 243                   | 0        |                          |              | 0                         | 0            | 0                         | 1            | 1                           | 0            | 0                         | 0            |
| WASHINGTON PRIMARY SCHOOL   | 236                   | 1        |                          |              | 1                         | 1            | 1                         | 2            | 2                           | 2            | 0                         | 0            |
| BRISTOL ELEMENTARY SCHOOL   | 236                   | 1        | 2                        |              | 1                         | 1            | 2                         | 2            | 2                           | 1            | 1                         | 0            |
| JEFFERSON ELEMENTARY SCH    | 233                   | 1        | 1                        |              | 1                         | 1            | 1                         | 1            | 1                           | 0            | 2                         | 1            |
| HOWBERT ELEMENTARY SCH      | 233                   | 2        |                          |              | 1                         | 1            | 1                         | 1            | 1                           | 1            | 1                         | 1            |
| MANASSA ELEMENTARY SCH      | 232                   | 0        |                          |              | 0                         | 0            | 0                         | 0            | 0                           | 0            | 0                         | 0            |
| WEST GRAND ELEMENTARY SCH   | 220                   | 0        |                          |              | 0                         | 0            | 0                         | 0            | 0                           | 0            | 1                         | 1            |
| VIVIAN ELEMENTARY SCHOOL    | 218                   | 2        | 2                        |              | 2                         | 2            | 1                         | 1            | 1                           | 0            | 2                         | 2            |
| TRUSCOTT ELEMENTARY SCH     | 217                   | 0        |                          |              | 0                         | 0            | 0                         | 1            | 1                           | 1            | 1                         | 1            |
| SUMMIT COVE ELEMENTARY      | 216                   | 2        |                          |              | 2                         | 2            | 1                         | 1            | 1                           | 0            | 0                         | 0            |
| NUCLA ELEMENTARY SCHOOL     | 209                   | 2        |                          |              | 1                         | 1            | 1                         | 1            | 1                           | 1            | 1                         | 1            |
| MEADOW MOUNTAIN ELEM SCH    | 203                   | 4        | 0                        |              | 1                         | 1            | 0                         | 0            | 2                           | 0            | 1                         | 0            |
| SHANNER ELEMENTARY SCH      | 202                   | 7        |                          |              | 2                         | 2            | 2                         | 1            | 1                           | 0            | 0                         | 0            |
| SOUTH ROUTT ELEMENTARY      | 202                   | 4        |                          |              | 1                         | 1            | 1                         | 0            | 0                           | 0            | 0                         | 0            |



## Statistics and Input-Output Measures for School Library Media Centers in Colorado 2000

### Activities of Paid Staff Per Typical Week (Continued)

#### Leadership

| SCHOOL IDENTIFICATION                   | Enrollment | Meeting w/ Library Staff |              | Meeting w/ Administrators |              | Meeting w/ Administrators |              | Faculty &/or Staff Meetings |              | Curriculum &/or Standards |              |
|---|------------|--------------------------|--------------|---------------------------|--------------|---------------------------|--------------|-----------------------------|--------------|---------------------------|--------------|
|   |            | Contract                 | Non-Contract | Contract                  | Non-Contract | Contract                  | Non-Contract | Contract                    | Non-Contract | Contract                  | Non-Contract |
| <b>Elementary Under 300 (Continued)</b> |            |                          |              |                           |              |                           |              |                             |              |                           |              |
| HAXTUN ELEMENTARY SCHOOL                | 191        | 1                        |              | 1                         |              |                           |              | 1                           |              | 1                         |              |
| KIOWA ELEM SCHOOL                       | 179        | 1                        |              | 1                         |              |                           |              | 1                           |              | 2                         |              |
| UPPER BLUE ELEMENTARY SCH               | 173        | 1                        |              |                           |              |                           |              | 1                           |              | 1                         |              |
| SEVENTH STREET ELEM SCH                 | 167        | 0                        |              | 0                         |              |                           |              | 0                           |              | 0                         |              |
| PIKE ELEMENTARY SCHOOL                  | 153        | 0                        | 1            | 1                         | 1            | 1                         | 1            | 0                           | 4            | 1                         | 1            |
| STRATTON ELEMENTARY SCH                 | 134        | 1                        |              | 1                         | 1            | 5                         | 1            | 1                           | 1            | 0                         |              |
| SUNNYSIDE ELEMENTARY SCH                | 126        | 1                        | 1            |                           |              | 1                         |              | 1                           | 1            | 1                         | 1            |
| OTIS ELEMENTARY SCHOOL                  | 117        | 1                        |              | 1                         |              |                           |              | 1                           |              | 1                         |              |
| GRAND LAKE ELEMENTARY SCH               | 104        | 1                        |              | 1                         | 1            |                           |              | 1                           |              | 1                         |              |
| HI PLAINS ELEMENTARY SCH                | 73         | 1                        | 0            | 1                         | 1            | 0                         | 0            | 0                           | 0            | 1                         | 0            |
| <b>Average</b>                          | <b>214</b> | <b>1</b>                 | <b>1</b>     | <b>1</b>                  | <b>1</b>     | <b>1</b>                  | <b>1</b>     | <b>1</b>                    | <b>1</b>     | <b>1</b>                  | <b>0</b>     |

**Statistics and Input-Output Measures for  
School Library Media Centers in Colorado 2000**

**Activities of Paid Staff Per Typical Week (Continued)**

| SCHOOL IDENTIFICATION       | Activities of Paid Staff Per Typical Week (Continued) |                                    |  |                                     |   |                                    |  |                                     |   |                                      | Totals                                   |  |
|-----------------------------|---|------------------------------------|--|-------------------------------------|---|------------------------------------|--|-------------------------------------|---|--------------------------------------|--|--|
|                             | Technology  |                                    |  |                                     |   | Other                              |  |                                     |   |                                      | Totals                                   |  |
|                             | Enroll-<br>ment                                       | Managing<br>Technology<br>Contract | Managing<br>Technology<br>Non-Contract | All Other<br>Activities<br>Contract | All Other<br>Activities<br>Non-Contract | Managing<br>Technology<br>Contract | Managing<br>Technology<br>Non-Contract | All Other<br>Activities<br>Contract | All Other<br>Activities<br>Non-Contract | Paid Staff<br>Weekly/Hrs<br>Contract | Paid Staff<br>Weekly/Hrs<br>Non-Contract |  |
| <b>Elementary Under 300</b> |   |                                    |  |                                     |   |                                    |  |                                     |   |                                      |  |  |
| KENNETH P MORRIS PRIMARY    | 299   | 8                                  | 0                                      | 13                                  | 0                                       |                                    |  |                                     |   | 28                                   | 2  |  |
| STEELE ELEMENTARY SCHOOL    | 290   | 10                                 |  | 1                                   |   |                                    |  |                                     |   | 47                                   | 0  |  |
| ADAMS ELEMENTARY SCHOOL     | 285   | 30                                 | 3                                      | 10                                  |   |                                    |  |                                     |   | 80                                   | 10                                       |  |
| TAYLOR ELEMENTARY SCHOOL    | 279   | 16                                 | 8                                      | 12                                  | 0                                       |                                    |  |                                     |   | 53                                   | 16                                       |  |
| LA JARA ELEMENTARY SCHOOL   | 269   | 12                                 |  | 7                                   |   |                                    |  |                                     |   | 41                                   | 0  |  |
| HUNT ELEMENTARY SCHOOL      | 268   | 34                                 |  | 19                                  |   |                                    |  |                                     |   | 98                                   | 0  |  |
| PAONIA ELEMENTARY SCHOOL    | 264   | 1                                  |  | 30                                  |   |                                    |  |                                     |   | 38                                   | 0  |  |
| ANIMAS VALLEY ELEM SCHOOL   | 263   | 11                                 | -1                                     | 20                                  | -1                                      |                                    |  |                                     |   | 56                                   | -1                                       |  |
| RED SANDSTONE ELEM SCHOOL   | 251   | 1                                  | 1                                      | 3                                   | 1                                       |                                    |  |                                     |   | 40                                   | 15                                       |  |
| GRANBY ELEMENTARY SCHOOL    | 248   | 6                                  |  | 15                                  |   |                                    |  |                                     |   | 44                                   | 0  |  |
| BUENA VISTA ELEMENTARY SCH  | 244   | 20                                 |  | 5                                   |   |                                    |  |                                     |   | 40                                   | 0  |  |
| TELLURIDE ELEMENTARY SCH    | 243   | 7                                  |  | 7                                   |   |                                    |  |                                     |   | 40                                   | 0  |  |
| LYONS ELEMENTARY SCHOOL     | 243   | 6                                  |  | 22                                  |   |                                    |  |                                     |   | 35                                   | 0  |  |
| WASHINGTON PRIMARY SCHOOL   | 236   | 5                                  |  | 5                                   |   |                                    |  |                                     |   | 40                                   | 0  |  |
| BRISTOL ELEMENTARY SCHOOL   | 236   | 18                                 | 8                                      | 25                                  | 5                                       |                                    |  |                                     |   | 53                                   | 22                                       |  |
| JEFFERSON ELEMENTARY SCH    | 233   | 24                                 | 8                                      | 10                                  | 0                                       |                                    |  |                                     |   | 53                                   | 18                                       |  |
| HOWBERT ELEMENTARY SCH      | 233   | 15                                 | 5                                      | 5                                   | 5                                       |                                    |  |                                     |   | 40                                   | 16                                       |  |
| MANASSA ELEMENTARY SCH      | 232   | 2                                  | 1                                      | 14                                  | 5                                       |                                    |  |                                     |   | 30                                   | 7  |  |
| WEST GRAND ELEMENTARY SCH   | 220   | 4                                  |  | 16                                  |   |                                    |  |                                     |   | 35                                   | 0  |  |
| VIVIAN ELEMENTARY SCHOOL    | 218   | 3                                  | 0                                      | 6                                   | 1                                       |                                    |  |                                     |   | 28                                   | 0  |  |
| TRUSCOTT ELEMENTARY SCH     | 217   | 10                                 | 3                                      | 10                                  | 6                                       |                                    |  |                                     |   | 40                                   | 11                                       |  |
| SUMMIT COVE ELEMENTARY      | 216   | 10                                 |  | 3                                   |   |                                    |  |                                     |   | 40                                   | 0  |  |
| NUCLA ELEMENTARY SCHOOL     | 209   | 5                                  |  | 13                                  |   |                                    |  |                                     |   | 60                                   | 0  |  |
| MEADOW MOUNTAIN ELEM SCH    | 203   | 1                                  |  | 5                                   |   |                                    |  |                                     |   | 46                                   | 6  |  |
| SHANNER ELEMENTARY SCH      | 202   | 6                                  |  | 8                                   |   |                                    |  |                                     |   | 40                                   | 0  |  |
| SOUTH ROUTT ELEMENTARY      | 202   | 2                                  |  | 11                                  |   |                                    |  |                                     |   | 40                                   | 0  |  |

## Statistics and Input-Output Measures for School Library Media Centers in Colorado 2000

| SCHOOL IDENTIFICATION                   | Activities of Paid Staff Per Typical Week (Continued) |                      |                            |  |                       |                                     |   |   |                                      |  |        |  |
|---|---|----------------------|----------------------------|--|-----------------------|-------------------------------------|---|---|--------------------------------------|--|--------|--|
|   | Technology  |                      |                            |  |                       | Other                               |   |   |                                      |  | Totals |  |
|   | Enroll-<br>ment                                       | Managing<br>Contract | Technology<br>Non-Contract | Managing<br>Technology<br>Non-Contract | All Other<br>Contract | All Other<br>Activities<br>Contract | All Other<br>Activities<br>Non-Contract | All Other<br>Activities<br>Non-Contract | Paid Staff<br>Weekly/Hrs<br>Contract | Paid Staff<br>Weekly/Hrs<br>Non-Contract |        |  |
| <b>Elementary Under 300 (Continued)</b> |   |                      |                            |  |                       |                                     |   |   |                                      |  |        |  |
| HAXTUN ELEMENTARY SCHOOL                | 191   | 4                    |                            |  | 17                    |                                     |   |   | 40                                   | 0  |        |  |
| KIOWA ELEM SCHOOL                       | 179   | 3                    |                            |  | 15                    |                                     |   | 44                                      |                                      |  |        |  |
| UPPER BLUE ELEMENTARY SCH               | 173   | 15                   |                            |  | 8                     |                                     |   | 40                                      |                                      | 0  |        |  |
| SEVENTH STREET ELEM SCH                 | 167   | 6                    |                            |  | 6                     |                                     |   | 20                                      |                                      |  |        |  |
| PIKE ELEMENTARY SCHOOL                  | 153   | 15                   | 8                          |  | 17                    | 0                                   |   | 53                                      |                                      | 22                                       |        |  |
| STRATTON ELEMENTARY SCH                 | 134   | 2                    |                            |  | 25                    |                                     |   | 40                                      |                                      | 6  |        |  |
| SUNNYSIDE ELEMENTARY SCH                | 126   | 12                   |                            |  | 14                    |                                     |   | 48                                      |                                      | 5  |        |  |
| OTIS ELEMENTARY SCHOOL                  | 117   | 1                    |                            |  | 3                     |                                     |   | 18                                      |                                      | 3  |        |  |
| GRAND LAKE ELEMENTARY SCH               | 104   | 6                    |                            |  | 15                    |                                     |   | 40                                      |                                      | 0  |        |  |
| HI PLAINS ELEMENTARY SCH                | 73  | 5                    |                            | 0                                      | 21                    |                                     |   | 36                                      |                                      | 0  |        |  |
| <b>Average</b>                          | <b>214</b>  | <b>9</b>             |                            | <b>3</b>                               | <b>12</b>             | <b>2</b>                            |   | <b>43</b>                               |                                      | <b>5</b>                                 |        |  |

## Statistics and Input-Output Measures for School Library Media Centers in Colorado 2000

### Computers with Access to School Library Resources

| SCHOOL IDENTIFICATION       | Enroll-<br>ment | Total Computers       |                      | Computers With Access to... |                        |               |                        | Catalogue              |           | Databases     |           |
|-----------------------------|-----------------|-----------------------|----------------------|-----------------------------|------------------------|---------------|------------------------|------------------------|-----------|---------------|-----------|
|                             |                 | Located in<br>Library | Located<br>Elsewhere | Internet                    |                        | Catalogue     |                        | elsewhere<br>in School | elsewhere | in<br>Library | in School |
|                             |                 |                       |                      | in<br>Library               | elsewhere<br>in School | In<br>Library | elsewhere<br>in School |                        |           |               |           |
| <b>Elementary Under 300</b> |                 |                       |                      |                             |                        |               |                        |                        |           |               |           |
| KENNETH P MORRIS PRIMARY    | 299             | 1                     | 0                    | 1                           | 20                     | 1             | 0                      | 1                      | 0         | 1             | 0         |
| STEELE ELEMENTARY SCHOOL    | 290             | 30                    | 43                   | 30                          | 43                     | 30            | 43                     | 30                     | 43        | 30            | 43        |
| ADAMS ELEMENTARY SCHOOL     | 285             | 30                    | 172                  | 30                          | 135                    | 30            | 135                    | 30                     | 135       | 30            | 135       |
| TAYLOR ELEMENTARY SCHOOL    | 279             | 36                    | 60                   | 36                          | 60                     | 36            | 60                     | 36                     | 60        | 33            | 60        |
| LA JARA ELEMENTARY SCHOOL   | 269             | 36                    | 0                    | 2                           | 0                      | 7             | 0                      | 0                      | 0         | 0             | 0         |
| HUNT ELEMENTARY SCHOOL      | 268             | 46                    | 130                  | 46                          | 130                    | 46            | 130                    | 46                     | 130       | 1             | 0         |
| PAONIA ELEMENTARY SCHOOL    | 264             | 8                     | 12                   | 7                           | 12                     | 2             | 12                     | 2                      | 12        | 0             | 0         |
| ANIMAS VALLEY ELEM SCHOOL   | 263             | 4                     | 45                   | 4                           | 45                     | 4             | 45                     | 4                      | 45        | 0             | 0         |
| RED SANDSTONE ELEM SCHOOL   | 251             | 3                     | 120                  | 3                           | 110                    | 2             | 110                    | 2                      | 110       | 2             | 110       |
| GRANBY ELEMENTARY SCHOOL    | 248             | 10                    | 115                  | 10                          | 115                    | 10            | 115                    | 10                     | 115       | 10            | 115       |
| BUENA VISTA ELEMENTARY SCH  | 244             | 1                     | 0                    | 1                           | 95                     | 1             | 95                     | 1                      | 95        | 6             | 95        |
| TELLURIDE ELEMENTARY SCH    | 243             | 12                    | 49                   | 6                           | 0                      | 2             | 0                      | 4                      | 0         | 4             | 49        |
| LYONS ELEMENTARY SCHOOL     | 243             | 11                    | 0                    | 7                           | 0                      | 3             | 0                      | 1                      | 0         | 1             | 0         |
| WASHINGTON PRIMARY SCHOOL   | 236             | 6                     | 60                   | 14                          | 14                     | 0             | 0                      | 0                      | 0         | 0             | 0         |
| BRISTOL ELEMENTARY SCHOOL   | 236             | 6                     | 115                  | 6                           | 115                    | 1             | 115                    | 1                      | 115       | 1             | 1         |
| JEFFERSON ELEMENTARY SCH    | 233             | 36                    | 97                   | 36                          | 97                     | 36            | 97                     | 36                     | 97        | 30            | 97        |
| HOWBERT ELEMENTARY SCH      | 233             | 27                    | 55                   | 27                          | 55                     | 6             | 55                     | 6                      | 55        | 27            | 55        |
| MANASSA ELEMENTARY SCH      | 232             | 6                     | 0                    | 1                           | 0                      | 6             | 0                      | 0                      | 0         | 0             | 0         |
| WEST GRAND ELEMENTARY SCH   | 220             | 3                     | 14                   | 3                           | 14                     | 3             | 14                     | 3                      | 14        | 0             | 0         |
| VIVIAN ELEMENTARY SCHOOL    | 218             | 3                     | 50                   | 3                           | 18                     | 3             | 18                     | 3                      | 18        | 0             | 0         |
| TRUSCOTT ELEMENTARY SCH     | 217             | 3                     | 50                   | 3                           | 50                     | 3             | 50                     | 3                      | 50        | 3             | 50        |
| SUMMIT COVE ELEMENTARY      | 216             | 6                     | 60                   | 6                           | 60                     | 6             | 60                     | 6                      | 60        | 0             | 0         |
| NUCLA ELEMENTARY SCHOOL     | 209             | 6                     | 27                   | 5                           | 24                     | 0             | 24                     | 0                      | 24        | 0             | 0         |
| MEADOW MOUNTAIN ELEM SCH    | 203             | 5                     | 85                   | 5                           | 85                     | 5             | 85                     | 5                      | 85        | 5             | 85        |
| SHANNER ELEMENTARY SCH      | 202             | 8                     | 33                   | 8                           | 33                     | 0             | 33                     | 0                      | 33        | 0             | 0         |
| SOUTH ROUTT ELEMENTARY      | 202             | 1                     | 0                    | 1                           | 0                      | 0             | 0                      | 0                      | 0         | 0             | 0         |

**Statistics and Input-Output Measures for  
School Library Media Centers in Colorado 2000**

**Computers with Access to School Library Resources**

| SCHOOL IDENTIFICATION                   | Enrollment | Total Computers    |                     | Computers With Access to... |           |                     |           | Catalogue |            | Databases |           |           |
|---|------------|--------------------|---------------------|-----------------------------|-----------|---------------------|-----------|-----------|------------|-----------|-----------|-----------|
|   |            | Located in Library | Elsewhere in School | Internet                    |           | Catalogue elsewhere |           | In School | In Library | elsewhere | In School |           |
|   |            |                    |                     | In Library                  | in School | In Library          | in School |           |            |           |           |           |
| <b>Elementary Under 300 (Continued)</b> |            |                    |                     |                             |           |                     |           |           |            |           |           |           |
| HAXTUN ELEMENTARY SCHOOL                | 191        | 6                  | 42                  | 5                           | 42        | 2                   | 0         | 0         | 0          | 0         | 0         | 0         |
| KIOWA ELEM SCHOOL                       | 179        | 4                  | 12                  | 4                           | 12        | 4                   | 12        | 4         | 4          | 12        | 4         | 12        |
| UPPER BLUE ELEMENTARY SCH               | 173        | 9                  | 55                  | 7                           | 55        | 9                   | 55        | 9         | 55         | 9         | 55        | 9         |
| SEVENTH STREET ELEM SCH                 | 167        | 3                  | 0                   | 1                           | 0         | 2                   | 0         | 2         | 0          | 0         | 1         | 0         |
| PIKE ELEMENTARY SCHOOL                  | 153        | 8                  | 92                  | 6                           | 92        | 3                   | 92        | 3         | 92         | 3         | 92        | 3         |
| STRATTON ELEMENTARY SCH                 | 134        | 3                  | 1                   | 3                           | 1         | 3                   | 1         | 3         | 1          | 3         | 1         | 3         |
| SUNNYSIDE ELEMENTARY SCH                | 126        | 18                 | 31                  | 16                          | 25        | 2                   | 25        | 2         | 25         | 2         | 25        | 2         |
| OTIS ELEMENTARY SCHOOL                  | 117        | 11                 | 36                  | 11                          | 33        | 0                   | 0         | 0         | 11         | 33        | 0         | 33        |
| GRAND LAKE ELEMENTARY SCH               | 104        | 4                  | 35                  | 4                           | 35        | 4                   | 35        | 4         | 35         | 4         | 35        | 4         |
| HI PLAINS ELEMENTARY SCH                | 73         | 2                  | 2                   | 2                           | 2         | 2                   | 2         | 2         | 2          | 2         | 2         | 2         |
| <b>Average</b>                          | <b>214</b> | <b>11</b>          | <b>47</b>           | <b>10</b>                   | <b>46</b> | <b>8</b>            | <b>35</b> | <b>8</b>  | <b>35</b>  | <b>6</b>  | <b>25</b> | <b>25</b> |



## Statistics and Input-Output Measures for School Library Media Centers in Colorado 2000

### Internet Access for Students

| SCHOOL IDENTIFICATION       |                              | Enrollment | No Restriction | Parental Permission | Grade level Restrictions | Unrestricted from grade "blank" up | Other Restrictions | Other Restrictions - Specify | Access via Pre-selected Menu | Student Terminals Filter | Filter Level |
|-----------------------------|------------------------------|------------|----------------|---------------------|--------------------------|------------------------------------|--------------------|------------------------------|------------------------------|--------------------------|--------------|
| School Name                 | Other Restrictions - Specify |            |                |                     |                          |                                    |                    |                              |                              |                          |              |
| <b>Elementary Under 300</b> |                              |            |                |                     |                          |                                    |                    |                              |                              |                          |              |
| KENNETH P MORRIS PRIMARY    |                              | 299        | F              | F                   | T                        | 4                                  | F                  |                              | F                            | All                      | District     |
| STEELE ELEMENTARY SCHOOL    |                              | 290        | F              | T                   | F                        |                                    | F                  |                              | F                            | All                      | District     |
| ADAMS ELEMENTARY SCHOOL     |                              | 285        | F              | T                   | F                        |                                    | F                  |                              | F                            | All                      | District     |
| TAYLOR ELEMENTARY SCHOOL    |                              | 279        | F              | T                   | F                        |                                    | F                  |                              | T                            | All                      | District     |
| LA JARA ELEMENTARY SCHOOL   |                              | 269        | F              | T                   | F                        |                                    | F                  |                              | T                            | All                      | District     |
| HUNT ELEMENTARY SCHOOL      |                              | 268        | F              | T                   | F                        |                                    | T                  | Teacher Supervision          | F                            | All                      | District     |
| PAONIA ELEMENTARY SCHOOL    |                              | 264        | F              | T                   | F                        |                                    | F                  |                              | F                            | All                      | District     |
| ANIMAS VALLEY ELEM SCHOOL   |                              | 263        | FALSE          | TRUE                |                          |                                    | FALSE              |                              | F                            | All                      | District     |
| RED SANDSTONE ELEM SCHOOL   |                              | 251        | F              | T                   | T                        |                                    | F                  |                              | F                            | Some                     | District     |
| GRANBY ELEMENTARY SCHOOL    |                              | 248        | F              | T                   | F                        |                                    | F                  |                              | F                            | All                      | District     |
| BUENA VISTA ELEMENTARY SCH  |                              | 244        | F              | T                   | F                        |                                    | F                  |                              | T                            | All                      | District     |
| TELLURIDE ELEMENTARY SCH    |                              | 243        | F              | T                   | T                        | 6                                  | T                  | With supervision             | T                            | None                     | District     |
| LYONS ELEMENTARY SCHOOL     |                              | 243        | F              | T                   | F                        |                                    | F                  |                              | T                            | All                      | District     |
| WASHINGTON PRIMARY SCHOOL   |                              | 236        | F              | T                   | T                        |                                    | F                  |                              | F                            | All                      | District     |
| BRISTOL ELEMENTARY SCHOOL   |                              | 236        | F              | T                   | F                        |                                    | F                  |                              | F                            | All                      | District     |
| JEFFERSON ELEMENTARY SCH    |                              | 233        | F              | T                   | F                        |                                    | F                  |                              | T                            | All                      | District     |
| HOWBERT ELEMENTARY SCH      |                              | 233        | F              | T                   | F                        |                                    | F                  |                              | F                            | All                      | District     |
| MANASSA ELEMENTARY SCH      |                              | 232        | F              | F                   | F                        |                                    | F                  | As a class or with teacher   | F                            | None                     | District     |
| WEST GRAND ELEMENTARY SCH   |                              | 220        | F              | T                   | F                        |                                    | F                  |                              | F                            | All                      | District     |
| VIVIAN ELEMENTARY SCHOOL    |                              | 218        | F              | T                   | F                        |                                    | T                  | staff supervision            | F                            | Some                     | Building     |
| TRUSCOTT ELEMENTARY SCH     |                              | 217        |                |                     |                          |                                    |                    |                              |                              |                          |              |
| SUMMIT COVE ELEMENTARY      |                              | 216        | F              | T                   | F                        |                                    | F                  |                              |                              | None                     | District     |
| NUCLA ELEMENTARY SCHOOL     |                              | 209        | F              | T                   | F                        |                                    | F                  |                              | F                            | None                     | District     |
| MEADOW MOUNTAIN ELEM SCH    |                              | 203        | F              | T                   | F                        |                                    | F                  |                              | F                            | None                     | District     |
| SHANNER ELEMENTARY SCH      |                              | 202        | F              | T                   | F                        |                                    | F                  |                              | F                            | None                     | District     |
| SOUTH ROUNTT ELEMENTARY     |                              | 202        | T              | F                   | F                        |                                    | F                  |                              | F                            | None                     | District     |

## Statistics and Input-Output Measures for School Library Media Centers in Colorado 2000

### Internet Access for Students

| SCHOOL IDENTIFICATION                   | Enrollment | No Restrictions | Parental Permission | Grade-level Restrictions | Unrestricted from grade "blank" up | Other Restrictions | Other Restrictions - Specify | Access via        |                | Student Terminals Filter | Filter Level |
|---|------------|-----------------|---------------------|--------------------------|------------------------------------|--------------------|------------------------------|-------------------|----------------|--------------------------|--------------|
|   |            |                 |                     |                          |                                    |                    |                              | Pre-selected Menu | Student Filter |                          |              |
| <b>Elementary Under 300 (Continued)</b> |            |                 |                     |                          |                                    |                    |                              |                   |                |                          |              |
| HAXTUN ELEMENTARY SCHOOL                | 191        | F               | T                   | F                        | F                                  | F                  |                              | F                 | None           | None                     | District     |
| KIOWA ELEM SCHOOL                       | 179        | F               | T                   | F                        | F                                  | F                  |                              | F                 | All            | All                      | District     |
| UPPER BLUE ELEMENTARY SCH               | 173        | F               | T                   | F                        | F                                  | F                  |                              | F                 | None           | None                     |              |
| SEVENTH STREET ELEM SCH                 | 167        | T               | F                   | F                        | F                                  | F                  |                              | F                 | None           | None                     |              |
| PIKE ELEMENTARY SCHOOL                  | 153        | F               | T                   | F                        | F                                  | F                  |                              | F                 | All            | All                      | District     |
| STRATTON ELEMENTARY SCH                 | 134        | F               | T                   | F                        | F                                  | F                  |                              | T                 | None           | None                     |              |
| SUNNYSIDE ELEMENTARY SCH                | 126        | F               | T                   | F                        | F                                  | F                  |                              |                   | All            | All                      | District     |
| OTIS ELEMENTARY SCHOOL                  | 117        | F               | T                   | F                        | F                                  | F                  |                              | T                 | All            | All                      | Building     |
| GRAND LAKE ELEMENTARY SCH               | 104        | F               | T                   | F                        | F                                  | F                  |                              | F                 | All            | All                      | District     |
| HI PLAINS ELEMENTARY SCH                | 73         | F               | T                   | F                        | F                                  | T                  |                              | F                 | None           | None                     | Building     |
| <b>Average</b>                          | <b>214</b> |                 |                     |                          |                                    |                    |                              |                   |                |                          |              |

## Statistics and Input-Output Measures for School Library Media Centers in Colorado 2000

### Library Media Collection

| <u>SCHOOL IDENTIFICATION</u> |                 | <u>Library Media Collection</u> |                              |   |                |                             |                    |                    |                      |                          |  |  |
|------------------------------|-----------------|---------------------------------|------------------------------|---|----------------|-----------------------------|--------------------|--------------------|----------------------|--------------------------|--|--|
| School Name                  | Enroll-<br>ment | Print<br>volumes                | Nonfiction<br>Avg.<br>© Date | Ref. Titles<br>on CD-ROM/<br>laser disk | Avg.<br>© Date | Periodical<br>Subscriptions | Audio<br>Materials | Video<br>Materials | Computer<br>Software | Online<br>CD<br>Services |  |  |
| <b>Elementary Under 300</b>  |                 |                                 |                              |   |                |                             |                    |                    |                      |                          |  |  |
| KENNETH P MORRIS PRIMARY     | 299             | 4000                            | 1980                         | 2                                       | 1998           | 12                          | 40                 | 100                | 12                   | F                        |  |  |
| STEELE ELEMENTARY SCHOOL     | 290             | 1300                            | 1985                         | 15                                      | 1998           | 6                           | 7                  | 10                 | 25                   | T                        |  |  |
| ADAMS ELEMENTARY SCHOOL      | 285             | 10000                           | 1995                         | 10                                      | 1996           | 15                          | 200                | 250                | 50                   | T                        |  |  |
| TAYLOR ELEMENTARY SCHOOL     | 279             | 3556                            | 1988                         | 2                                       | 1998           | 5                           | 10                 | 50                 | 40                   | T                        |  |  |
| LA JARA ELEMENTARY SCHOOL    | 269             | 7500                            | 1985                         | 10                                      | 1998           |                             | 25                 | 300                |                      | F                        |  |  |
| HUNT ELEMENTARY SCHOOL       | 268             | 2000                            | 1990                         | 1                                       | 1999           | 5                           | 5                  | 50                 | 50                   | F                        |  |  |
| PAONIA ELEMENTARY SCHOOL     | 264             | 6959                            | 1987                         | 4                                       | 1998           | 4                           | 50                 | 20                 | 20                   | F                        |  |  |
| ANIMAS VALLEY ELEM SCHOOL    | 263             | 6400                            | 1996                         | 6                                       | 1997           | 8                           | 50                 | 160                | 15                   | F                        |  |  |
| RED SANDSTONE ELEM SCHOOL    | 251             | 12667                           | 1984                         | 50                                      | 1993           | 15                          | 200                | 340                | 300                  | F                        |  |  |
| GRANBY ELEMENTARY SCHOOL     | 248             | 7912                            | 1984                         | 4                                       | 1996           | 13                          | 329                | 297                | 106                  | T                        |  |  |
| BUENA VISTA ELEMENTARY SCH   | 244             | 5000                            | 1965                         | 7                                       | 1997           | 10                          | 50                 | 25                 | 15                   | F                        |  |  |
| TELLURIDE ELEMENTARY SCH     | 243             | 5000                            | 1990                         | 5                                       | 1996           | 20                          | 50                 | 200                | 40                   | T                        |  |  |
| LYONS ELEMENTARY SCHOOL      | 243             | 6079                            | 1985                         | 0                                       |                | 18                          | 0                  | 0                  | 0                    | F                        |  |  |
| WASHINGTON PRIMARY SCHOOL    | 236             | 500                             | 1994                         | 3                                       | 1999           | 4                           | 300                | 200                | 100                  | F                        |  |  |
| BRISTOL ELEMENTARY SCHOOL    | 236             | 6000                            | 1992                         | 15                                      | 1998           | 4                           | 30                 | 50                 | 30                   | F                        |  |  |
| JEFFERSON ELEMENTARY SCH     | 233             | 5267                            | 1986                         | 2                                       | 1998           | 4                           | 12                 | 60                 | 40                   | T                        |  |  |
| HOWBERT ELEMENTARY SCH       | 233             | 7000                            | 1988                         | 8                                       | 1993           | 6                           | 30                 | 40                 | 30                   | T                        |  |  |
| MANASSA ELEMENTARY SCH       | 232             | 6173                            | 1978                         | 13                                      |                | 20                          | 74                 | 217                | 12                   | F                        |  |  |
| WEST GRAND ELEMENTARY SCH    | 220             | 7790                            | 1995                         | 5                                       | 1999           | 10                          | 0                  | 75                 | 2                    | F                        |  |  |
| VIVIAN ELEMENTARY SCHOOL     | 218             | 4500                            | 1990                         | 12                                      | 1997           | 6                           | 20                 | 142                | 6                    | F                        |  |  |
| TRUSCOTT ELEMENTARY SCH      | 217             | 4200                            | 1990                         | 39                                      | 1999           |                             | 6                  | 20                 | 6                    | T                        |  |  |
| SUMMIT COVE ELEMENTARY       | 216             | 5000                            | 1996                         | 100                                     | 1996           | 7                           | 200                | 100                | 20                   | F                        |  |  |
| NUCLA ELEMENTARY SCHOOL      | 209             | 6868                            | 1970                         | 2                                       | 1997           | 12                          | 228                | 250                | 14                   | F                        |  |  |
| MEADOW MOUNTAIN ELEM SCH     | 203             | 14333                           | 1994                         | 6                                       | 1995           | 13                          | 80                 | 735                | 30                   | T                        |  |  |
| SHANNER ELEMENTARY SCH       | 202             | 3290                            | 1989                         | 36                                      | 1998           | 7                           | 68                 | 90                 | 77                   | F                        |  |  |
| SOUTH ROUTT ELEMENTARY       | 202             |                                 | 1988                         | 2                                       | 1996           | 6                           | 15                 | 62                 | 0                    | F                        |  |  |



**Statistics and Input-Output Measures for  
School Library Media Centers in Colorado 2000**

**Library Media Collection**

| <b>SCHOOL IDENTIFICATION</b>            |                         | <b>Nonfiction</b>        |                        | <b>Ref. Titles</b>               |                        | <b>Periodical</b>    |                  | <b>Audio</b>     |                  | <b>Video</b>     |                 | <b>Computer</b> |                 | <b>Online CD</b> |                 |   |
|---|-------------------------|--------------------------|------------------------|----------------------------------|------------------------|----------------------|------------------|------------------|------------------|------------------|-----------------|-----------------|-----------------|------------------|-----------------|---|
| <b>School Name</b>                      | <b>Enroll-<br/>ment</b> | <b>Print<br/>volumes</b> | <b>Avg.<br/>© Date</b> | <b>on CD-ROM/<br/>laser disk</b> | <b>Avg.<br/>© Date</b> | <b>Subscriptions</b> | <b>Materials</b> | <b>Materials</b> | <b>Materials</b> | <b>Materials</b> | <b>Software</b> | <b>Services</b> | <b>Services</b> | <b>Services</b>  | <b>Services</b> |   |
| <b>Elementary Under 300 (Continued)</b> |                         |                          |                        |                                  |                        |                      |                  |                  |                  |                  |                 |                 |                 |                  |                 |   |
| HAXTUN ELEMENTARY SCHOOL                | 191                     | 7500                     | 1985                   | 5                                | 1998                   | 3                    | 35               | 150              | 100              |                  |                 |                 |                 |                  |                 | F |
| KIOWA ELEM SCHOOL                       | 179                     | 4000                     | 1989                   | 1                                | 1997                   | 24                   | 10               | 50               | 8                |                  |                 |                 |                 |                  |                 | T |
| UPPER BLUE ELEMENTARY SCH               | 173                     |                          |                        | 20                               |                        | 7                    | 140              | 108              | 7                |                  |                 |                 |                 |                  |                 | T |
| SEVENTH STREET ELEM SCH                 | 167                     | 7240                     | 1980                   | 11                               | 1995                   | 10                   | 25               | 50               | 4                |                  |                 |                 |                 |                  |                 | F |
| PIKE ELEMENTARY SCHOOL                  | 153                     | 7000                     | 1984                   | 2                                | 1998                   | 4                    | 10               | 30               | 30               |                  |                 |                 |                 |                  |                 | T |
| STRATTON ELEMENTARY SCH                 | 134                     | 7000                     | 1985                   | 3                                | 1999                   | 17                   | 100              | 100              | 50               |                  |                 |                 |                 |                  |                 | F |
| SUNNYSIDE ELEMENTARY SCH                | 126                     | 7000                     | 1995                   | 1                                | 2000                   | 9                    | 20               | 50               |                  |                  |                 |                 |                 |                  |                 | F |
| OTIS ELEMENTARY SCHOOL                  | 117                     | 3755                     | 1996                   | 2                                | 1998                   | 12                   | 12               | 87               | 12               |                  |                 |                 |                 |                  |                 | F |
| GRAND LAKE ELEMENTARY SCH               | 104                     | 5410                     | 1986                   | 9                                | 1995                   | 9                    | 33               | 81               | 25               |                  |                 |                 |                 |                  |                 | F |
| HI PLAINS ELEMENTARY SCH                | 73                      | 2500                     | 1980                   | 1                                | 1998                   | 20                   | 100              | 40               | 2                |                  |                 |                 |                 |                  |                 | F |
| <b>Average</b>                          | <b>214</b>              | <b>5903</b>              | <b>1987</b>            | <b>12</b>                        | <b>1997</b>            | <b>10</b>            | <b>71</b>        | <b>127</b>       | <b>38</b>        |                  |                 |                 |                 |                  |                 |   |

## Statistics and Input-Output Measures for School Library Media Centers in Colorado 2000

### Library Media Usage Per Typical Week

| SCHOOL IDENTIFICATION       | Total Visits |                     | Info Skills Instruction |                            | Circulation Materials Per Week | ILL & Document Delivery |           |
|-----------------------------|--------------|---------------------|-------------------------|----------------------------|--------------------------------|-------------------------|-----------|
|                             | Enrollment   | Classes &/or Groups | Contacts w/ Individuals | Contacts w/ Classes/Groups |                                | Lending                 | Borrowing |
| <b>Elementary Under 300</b> |              |                     |                         |                            |                                |                         |           |
| KENNETH P MORRIS PRIMARY    | 299          | 14                  | 0                       | 0                          | 400                            | 3                       | 20        |
| STEELE ELEMENTARY SCHOOL    | 290          | 12                  | 6                       | 2                          | 5                              | 0                       | 0         |
| ADAMS ELEMENTARY SCHOOL     | 285          | 10                  | 25                      | 10                         | 1800                           | 10                      | 0         |
| TAYLOR ELEMENTARY SCHOOL    | 279          | 13                  | 240                     | 12                         | 400                            | 0                       | 0         |
| LA JARA ELEMENTARY SCHOOL   | 269          | 14                  | 200                     | 8                          | 875                            | 20                      | 3         |
| HUNT ELEMENTARY SCHOOL      | 268          | 5                   | 5                       | 2                          | 100                            | 0                       | 0         |
| PAONIA ELEMENTARY SCHOOL    | 264          | 8                   |                         |                            | 200                            | 0                       | 2         |
| ANIMAS VALLEY ELEM SCHOOL   | 263          | 20                  | 45                      | 5                          | 300                            | 1                       | 2         |
| RED SANDSTONE ELEM SCHOOL   | 251          | 12                  | 20                      | 12                         | 300                            | 5                       | 5         |
| GRANBY ELEMENTARY SCHOOL    | 248          | 13                  | 100                     | 13                         | 273                            | 10                      | 10        |
| BUENA VISTA ELEMENTARY SCH  | 244          | 10                  | 10                      | 2                          | 350                            | 0                       | 0         |
| TELLURIDE ELEMENTARY SCH    | 243          | 12                  | 30                      | 15                         | 250                            | 1                       | 2         |
| LYONS ELEMENTARY SCHOOL     | 243          | 11                  | 5                       | 0                          | 250                            | 0                       | 0         |
| WASHINGTON PRIMARY SCHOOL   | 236          | 32                  | 270                     | 200                        | 450                            | 0                       | 0         |
| BRISTOL ELEMENTARY SCHOOL   | 236          | 12                  | 50                      | 12                         | 300                            | 0                       | 0         |
| JEFFERSON ELEMENTARY SCH    | 233          | 11                  | 50                      | 3                          | 325                            | 0                       | 0         |
| HOWBERT ELEMENTARY SCH      | 233          | 12                  | 30                      | 3                          | 300                            | 0                       | 0         |
| MANASSA ELEMENTARY SCH      | 232          | 12                  | 240                     | 12                         | 400                            | 1                       | 1         |
| WEST GRAND ELEMENTARY SCH   | 220          | 9                   | 150                     | 9                          | 270                            | 0                       | 0         |
| VIVIAN ELEMENTARY SCHOOL    | 218          | 16                  | 20                      | 4                          | 250                            | 10                      | 14        |
| TRUSCOTT ELEMENTARY SCH     | 217          | 13                  | 40                      | 0                          | 500                            | 0                       | 0         |
| SUMMIT COVE ELEMENTARY      | 216          | 20                  | 50                      | 30                         | 400                            | 5                       | 2         |
| NUCLA ELEMENTARY SCHOOL     | 209          | 18                  | 177                     | 18                         | 250                            | 10                      | 5         |
| MEADOW MOUNTAIN ELEM SCH    | 203          | 15                  | 15                      | 2                          | 404                            | 20                      | 4         |
| SHANNER ELEMENTARY SCH      | 202          | 5                   | 250                     | 5                          | 0                              | 0                       | 15        |
| SOUTH ROUTT ELEMENTARY      | 202          | 12                  | 10                      | 12                         | 200                            | 2                       | 5         |

**Statistics and Input-Output Measures for  
School Library Media Centers in Colorado 2000**

Library Media Usage Per Typical Week

| SCHOOL IDENTIFICATION                   | Total Visits    |             | Info Skills Instruction |                            | Circulation<br>Materials<br>Per Week | ILL & Document Delivery       |          |
|---|-----------------|-------------|-------------------------|----------------------------|--------------------------------------|-------------------------------|----------|
|   | Enroll-<br>ment | Individuals | Classes &/or<br>Groups  | Contacts w/<br>Individuals |                                      | Contacts w/<br>Classes/Groups | Lending  |
| <b>Elementary Under 300 (Continued)</b> |                 |             |                         |                            |                                      |                               |          |
| HAXTUN ELEMENTARY SCHOOL                | 191             | 200         | 14                      | 100                        | 200                                  | 0                             | 22       |
| KIOWA ELEM SCHOOL                       | 179             | 400         | 12                      | 350                        | 700                                  | 0                             | 5        |
| UPPER BLUE ELEMENTARY SCH               | 173             | 250         | 12                      | 250                        |                                      | 4                             | 5        |
| SEVENTH STREET ELEM SCH                 | 167             | 145         | 8                       | 50                         | 148                                  | 0                             | 0        |
| PIKE ELEMENTARY SCHOOL                  | 153             | 360         | 7                       | 55                         | 360                                  | 0                             | 0        |
| STRATTON ELEMENTARY SCH                 | 134             | 360         | 8                       | 60                         |                                      | 2                             | 2        |
| SUNNYSIDE ELEMENTARY SCH                | 126             | 146         | 10                      | 100                        | 200                                  | 3                             | 3        |
| OTIS ELEMENTARY SCHOOL                  | 117             | 640         | 31                      | 108                        | 375                                  | 2                             | 10       |
| GRAND LAKE ELEMENTARY SCH               | 104             | 110         | 6                       | 50                         |                                      | 5                             | 5        |
| HI PLAINS ELEMENTARY SCH                | 73              | 136         | 10                      | 68                         | 50                                   | 0                             | 15       |
| <b>Average</b>                          | <b>214</b>      | <b>207</b>  | <b>13</b>               | <b>92</b>                  | <b>351</b>                           | <b>3</b>                      | <b>4</b> |

**Statistics and Input-Output Measures for  
School Library Media Centers in Colorado 2000**

|                              |                 | Annual Operating Expenditures |                    |               |                       |                                    |                                    |                                    |  |  |
|------------------------------|-----------------|-------------------------------|--------------------|---------------|-----------------------|------------------------------------|------------------------------------|------------------------------------|--|--|
|                              |                 | Materials in Dollars:         |                    |               |                       |                                    |                                    |                                    |  |  |
| <u>SCHOOL IDENTIFICATION</u> |                 | Electronic                    |                    | Electronic    |                       | Electronic                         |                                    | Total                              |  |  |
| School Name                  | Enroll-<br>ment | Print                         | Formats<br>(local) | Non-<br>Print | Access<br>(non-local) | Other<br>Operating<br>Expenditures | Other<br>Operating<br>Expenditures | Total<br>Operating<br>expenditures |  |  |
| <b>Elementary Under 300</b>  |                 |                               |                    |               |                       |                                    |                                    |                                    |  |  |
| KENNETH P MORRIS PRIMARY     | 299             | \$2,300                       | \$0                | \$0           | \$0                   | \$0                                | \$1,565                            | \$3,865                            |  |  |
| STEELE ELEMENTARY SCHOOL     | 290             |                               |                    |               |                       | \$500                              | \$500                              | \$2,000                            |  |  |
| ADAMS ELEMENTARY SCHOOL      | 285             | \$500                         | \$500              | \$500         | \$0                   | \$0                                | \$0                                | \$2,000                            |  |  |
| TAYLOR ELEMENTARY SCHOOL     | 279             | \$2,000                       | \$0                | \$0           | \$0                   | \$0                                | \$0                                | \$2,000                            |  |  |
| LA JARA ELEMENTARY SCHOOL    | 269             | \$4,400                       | \$1,000            | \$500         | \$240                 | \$6,000                            | \$6,000                            | \$12,140                           |  |  |
| HUNT ELEMENTARY SCHOOL       | 268             | \$1,000                       | \$0                | \$200         | \$0                   | \$0                                | \$0                                | \$1,200                            |  |  |
| PAONIA ELEMENTARY SCHOOL     | 264             | \$3,100                       | \$0                | \$0           | \$0                   | \$0                                | \$0                                | \$3,100                            |  |  |
| ANIMAS VALLEY ELEM SCHOOL    | 263             | \$5,000                       | \$250              | \$1,000       | \$1,100               | \$750                              | \$750                              | \$8,100                            |  |  |
| RED SANDSTONE ELEM SCHOOL    | 251             | \$5,000                       | \$1,000            | \$500         | \$1,000               | \$500                              | \$500                              | \$8,000                            |  |  |
| GRANBY ELEMENTARY SCHOOL     | 248             | \$3,616                       | \$1,500            | \$500         | \$1,166               | \$20,896                           | \$20,896                           | \$27,678                           |  |  |
| BUENA VISTA ELEMENTARY SCH   | 244             | \$3,000                       | \$500              | \$200         | \$0                   | \$250                              | \$250                              | \$3,950                            |  |  |
| TELLURIDE ELEMENTARY SCH     | 243             | \$3,700                       | \$500              | \$300         | \$600                 | \$300                              | \$300                              | \$5,400                            |  |  |
| LYONS ELEMENTARY SCHOOL      | 243             | \$1,800                       | \$0                | \$0           | \$0                   | \$450                              | \$450                              | \$2,250                            |  |  |
| WASHINGTON PRIMARY SCHOOL    | 236             | \$1,200                       | \$0                | \$800         | \$0                   | \$650                              | \$650                              | \$2,650                            |  |  |
| BRISTOL ELEMENTARY SCHOOL    | 236             | \$2,000                       | \$0                | \$100         | \$0                   | \$300                              | \$300                              | \$2,400                            |  |  |
| JEFFERSON ELEMENTARY SCH     | 233             | \$2,000                       | \$0                | \$0           | \$0                   | \$0                                | \$0                                | \$2,000                            |  |  |
| HOWBERT ELEMENTARY SCH       | 233             | \$2,000                       | \$200              | \$200         | \$0                   | \$200                              | \$200                              | \$2,600                            |  |  |
| MANASSA ELEMENTARY SCH       | 232             | \$4,650                       | \$487              | \$488         | \$325                 | \$7,500                            | \$7,500                            | \$13,450                           |  |  |
| WEST GRAND ELEMENTARY SCH    | 220             | \$3,000                       | \$200              | \$300         | \$0                   | \$1,000                            | \$1,000                            | \$4,500                            |  |  |
| VIVIAN ELEMENTARY SCHOOL     | 218             | \$2,000                       | \$0                | \$0           | \$400                 | \$200                              | \$200                              | \$2,600                            |  |  |
| TRUSCOTT ELEMENTARY SCH      | 217             | \$1,600                       | \$1,800            | \$0           | \$700                 | \$0                                | \$0                                | \$4,100                            |  |  |
| SUMMIT COVE ELEMENTARY       | 216             | \$1,500                       | \$500              | \$300         | \$200                 | \$500                              | \$500                              | \$3,000                            |  |  |
| NUCLA ELEMENTARY SCHOOL      | 209             | \$1,090                       | \$100              | \$100         | \$180                 | \$950                              | \$950                              | \$2,420                            |  |  |
| MEADOW MOUNTAIN ELEM SCH     | 203             | \$8,000                       | \$4,000            | \$500         | \$800                 | \$1,000                            | \$1,000                            | \$14,300                           |  |  |
| SHANNER ELEMENTARY SCH       | 202             | \$3,000                       | \$800              | \$200         | \$0                   | \$250                              | \$250                              | \$4,250                            |  |  |
| SOUTH ROUTT ELEMENTARY       | 202             | \$1,500                       | \$250              | \$250         | \$0                   | \$200                              | \$200                              | \$2,200                            |  |  |

**Statistics and Input-Output Measures for  
School Library Media Centers in Colorado 2000**

| SCHOOL IDENTIFICATION                   | Annual Operating Expenditures |                |                                  |               |                                     |                                    |                           | Total          |
|---|-------------------------------|----------------|----------------------------------|---------------|-------------------------------------|------------------------------------|---------------------------|----------------|
|   | Materials in Dollars:         |                |                                  |               |                                     |                                    |                           |                |
| School Name                             | Enroll-<br>ment               | Print          | Electronic<br>Formats<br>(local) | Non-<br>Print | Electronic<br>Access<br>(non-local) | Other<br>Operating<br>Expenditures | Operating<br>expenditures |                |
| <b>Elementary Under 300 (Continued)</b> |                               |                |                                  |               |                                     |                                    |                           |                |
| HAXTUN ELEMENTARY SCHOOL                | 191                           | \$1,700        | \$0                              | \$0           | \$0                                 | \$500                              | \$500                     | \$2,200        |
| KIOWA ELEM SCHOOL                       | 179                           | \$2,000        | \$500                            | \$400         | \$500                               | \$400                              | \$400                     | \$3,800        |
| UPPER BLUE ELEMENTARY SCH               | 173                           |                |                                  |               |                                     |                                    |                           | \$8,000        |
| SEVENTH STREET ELEM SCH                 | 167                           | \$1,000        | \$200                            | \$70          | \$140                               | \$290                              | \$290                     | \$1,700        |
| PIKE ELEMENTARY SCHOOL                  | 153                           | \$1,000        | \$0                              | \$0           | \$0                                 | \$300                              | \$300                     | \$1,300        |
| STRATTON ELEMENTARY SCH                 | 134                           | \$2,500        | \$2,487                          | \$700         | \$2,500                             | \$576                              | \$576                     | \$8,763        |
| SUNNYSIDE ELEMENTARY SCH                | 126                           |                |                                  |               |                                     |                                    |                           | \$6,600        |
| OTIS ELEMENTARY SCHOOL                  | 117                           | \$3,000        | \$1,000                          | \$0           | \$5,400                             | \$1,200                            | \$1,200                   | \$10,600       |
| GRAND LAKE ELEMENTARY SCH               | 104                           | \$3,616        | \$1,500                          | \$500         | \$1,166                             | \$20,896                           | \$20,896                  | \$27,678       |
| HI PLAINS ELEMENTARY SCH                | 73                            | \$2,000        | \$0                              | \$0           | \$0                                 | \$200                              | \$200                     | \$2,200        |
| <b>Average</b>                          | <b>214</b>                    | <b>\$2,599</b> | <b>\$584</b>                     | <b>\$261</b>  | <b>\$497</b>                        | <b>\$2,070</b>                     | <b>\$2,070</b>            | <b>\$5,972</b> |

**Statistics and Input-Output Measures for  
School Library Media Centers in Colorado 2000**

| <b>SCHOOL IDENTIFICATION</b>   |                             | <b>Enroll- District</b>      | <b>Address</b> | <b>City</b> | <b>County</b> | <b>Zip</b>  |
|--------------------------------|-----------------------------|------------------------------|----------------|-------------|---------------|-------------|
| <b>School Name</b>             | <b>ment Name</b>            |                              |                |             |               | <b>Code</b> |
| <b>Combined 500-699</b>        |                             |                              |                |             |               |             |
| WELD CENTRAL JR-SR HIGH SCHOOL | 684 Keenesburg RE-3(J)      | 4977 Weld County Rd 59       | Keenesburg     | Weld        | 80643         |             |
| D'VELYN SENIOR HIGH SCHOOL     | 522 Jefferson County R-1    | 13200 West 32nd Ave.         | Golden         | Colorado    | 80401         |             |
| ERIE MIDDLE/SR HIGH SCHOOL     | 500 St Vrain Valley RE 1J   | 150 Main Street              | Erie           | Boulder     | 80516         |             |
| <b>Average</b>                 |                             |                              |                |             |               |             |
| <b>Combined 300-499</b>        |                             |                              |                |             |               |             |
| CLEAR CREEK HIGH SCHOOL        | 409 Clear Creek RE-1        | Box 3369                     | Idaho Springs  | Clear Creek | 80452         |             |
| LYONS MIDDLE/SR HIGH SCHOOL    | 391 St Vrain Valley RE 1J   | PO Box 619 100 Second Ave.   | Lyons          | Boulder     | 80540         |             |
| NEDERLAND JR-SR HIGH SCHOOL    | 357 Boulder Valley RE 2     | 597 County Rd 130            | Nederland      | Boulder     | 80466         |             |
| ELLICOTT JR-SR HIGH SCHOOL     | 356 Ellicott 22             | 375 South Ellicott Highway   | Calhan         | El Paso     | 80808         |             |
| CRESTED BUTTE COMMUNITY SCHOOL | 340 Gunnison Watershed RE1J | Box 339, 818 Red Lady Ave    | Crested Butte  | Gunnison    | 81224         |             |
| OLATHE HIGH SCHOOL             | 328 Montrose County RE-1J   | 5th Street                   | Montrose       | Montrose    | 81401         |             |
| BUENA VISTA HIGH SCHOOL        | 326 Buena Vista R-31        | PO Box 2027                  | Buena Vista    | Chaffee     | 81211         |             |
| AKRON ELEMENTARY SCHOOL        | 320 Akron R-1               | PO Box 429                   | Akron          | Washington  | 80720         |             |
| PLATTE VALLEY SENIOR HIGH      | 307 Platte Valley RE-7      | 910 Campbell Street, Box 487 | Kersey         | Weld        | 80644         |             |
| <b>Average</b>                 |                             |                              |                |             |               |             |



**Statistics and Input-Output Measures for  
School Library Media Centers in Colorado 2000**



**Respondent Identification**

**SCHOOL IDENTIFICATION**

| School Name                    | Enrollment Respondent | Title                                | Phone        | Fax          | E-mail                            |
|--------------------------------|-----------------------|--------------------------------------|--------------|--------------|-----------------------------------|
| <b>Combined 500-699</b>        |                       |                                      |              |              |                                   |
| WELD CENTRAL JR-SR HIGH SCHOOL | 684 Linda Shupe       | Library Media Specialist             | 303-536-2100 | 303-536-2110 |                                   |
| D'VELYN SENIOR HIGH SCHOOL     | 522 Louisa Underwood  | LIS                                  | 303-982-2600 | 303-982-2601 | lunderwo@jeffco.k12.co.us         |
| ERIE MIDDLE/SR HIGH SCHOOL     | 500 Herman L Bellaver | Library Media Specialist             | 303-828-3391 | 303-828-3871 | bellaver-herman@stvrain.k12.co.us |
| <b>Average</b>                 |                       |                                      |              |              |                                   |
| <b>569</b>                     |                       |                                      |              |              |                                   |
| <b>Combined 300-499</b>        |                       |                                      |              |              |                                   |
| CLEAR CREEK HIGH SCHOOL        | 409 Cynthia Moe-Crist | Media Specialist                     | 303-567-4429 | 303-567-9110 | cindymc@aol.com                   |
| LYONS MIDDLE/SR HIGH SCH       | 391 Laurie Thomas     | Media Specialist                     | 303-823-6631 | 303-823-5492 | thomas_laurie@stvrain.k12.co.us   |
| NEDERLAND JR-SR HIGH SCH       | 357 Ann Cornfield     | Media Specialist                     | 303-449-5571 | 303-449-1735 | cornfiel@bvsvd.k12.co.us          |
| ELLCOTT JR-SR HIGH SCHOOL      | 356 Sally Babcock     | Media Specialist K-12                | 719-683-2700 | 719-683-2705 |                                   |
| CRESTED BUTTE COMMUNITY SC     | 340 Cindy Valian      | Library Aide                         | 970-641-7720 | 970-641-7729 | clipetto@yahoo.com                |
| OLATHE HIGH SCHOOL             | 328 Joe Bateman       | Media Specialist                     | 970-323-5522 |              |                                   |
| BUENA VISTA HIGH SCHOOL        | 326 Kathy Roman       | Media Specialist                     | 719-395-7068 | 719-395-7090 |                                   |
| AKRON ELEMENTARY SCHOOL        | 320 Gloia Adamson     | English Teacher & Library Specialist | 970-345-2266 |              |                                   |
| PLATTE VALLEY SENIOR HIGH      | 307 Kathryn Allen     | Media Specialist                     | 970-336-8715 | 970-336-8780 | kakallen@csn.net                  |
| <b>Average</b>                 |                       |                                      |              |              |                                   |
| <b>348</b>                     |                       |                                      |              |              |                                   |

## Statistics and Input-Output Measures for School Library Media Centers in Colorado 2000

| SCHOOL IDENTIFICATION       | Service Hours Per Typical Week |                           |                             |  | Library Media Staffing Per Typical Week |                       |                             |                               |                              |                              |
|-----------------------------|--------------------------------|---------------------------|-----------------------------|--|---|-----------------------|-----------------------------|-------------------------------|------------------------------|------------------------------|
|                             | Enroll-<br>ment                | Open -<br>School<br>Hours | Closed -<br>School<br>Hours | Hours<br>After<br>4:00 PM<br>Summer<br>Hours | Number<br>of LMS                        | Total<br>Hours<br>LMS | Number<br>of other<br>staff | Total<br>hours<br>other staff | Number<br>of entire<br>staff | Hours<br>for entire<br>staff |
| <b>Combined 500-699</b>     |                                |                           |                             |  |   |                       |                             |                               |                              |                              |
| WELD CENTRAL JR-SR HIGH SCH | 684                            | 44                        | 0                           | 0  | 1                                       | 40                    | 2                           | 80                            | 3                            | 120                          |
| DEVELYN SENIOR HIGH SCHOOL  | 522                            | 43                        | 0                           | 1  | 1                                       | 40                    | 1                           | 40                            | 2                            | 80                           |
| ERIE MIDDLE/SR HIGH SCHOOL  | 500                            | 40                        | 0                           | 0  | 1                                       | 35                    | 1                           | 40                            | 2                            | 75                           |
| <b>Average</b>              | <b>569</b>                     | <b>42</b>                 | <b>0</b>                    | <b>0</b>                                     | <b>1</b>                                | <b>38</b>             | <b>1</b>                    | <b>53</b>                     | <b>2</b>                     | <b>92</b>                    |
| <b>Combined 300-499</b>     |                                |                           |                             |  |   |                       |                             |                               |                              |                              |
| CLEAR CREEK HIGH SCHOOL     | 409                            | 43                        | 0                           | 8  | 1                                       | 43                    | 1                           | 40                            | 2                            | 83                           |
| LYONS MIDDLE/SR HIGH SCH    | 391                            | 38                        | 0                           | 0  | 0                                       | 0                     | 2                           | 76                            | 2                            | 76                           |
| NEDERLAND JR-SR HIGH SCH    | 357                            | 38                        | 0                           | 0  | 1                                       | 38                    | 1                           | 20                            | 2                            | 58                           |
| ELLCOTT JR-SR HIGH SCHOOL   | 356                            | 50                        | 0                           | 2  | 1                                       | 40                    | 1                           | 35                            | 2                            | 75                           |
| CRESTED BUTTE COMMUNITY SC  | 340                            | 38                        | 0                           | 0  | 0                                       | 0                     | 1                           | 38                            | 1                            | 38                           |
| OLATHE HIGH SCHOOL          | 328                            | 43                        | 0                           | 0  | 1                                       | 40                    | 1                           | 40                            | 2                            | 60                           |
| BUENA VISTA HIGH SCHOOL     | 326                            | 43                        | 0                           | 2  | 1                                       | 40                    | 1                           | 20                            | 2                            | 31                           |
| AKRON ELEMENTARY SCHOOL     | 320                            | 32                        | 6                           | 0  | 1                                       | 14                    | 1                           | 18                            | 2                            | 167                          |
| PLATTE VALLEY SENIOR HIGH   | 307                            | 40                        | 0                           | 0  | 1                                       | 47                    | 3                           | 120                           | 4                            | 74                           |
| <b>Average</b>              | <b>348</b>                     | <b>40</b>                 | <b>1</b>                    | <b>1</b>                                     | <b>1</b>                                | <b>29</b>             | <b>1</b>                    | <b>45</b>                     | <b>2</b>                     |                              |



## Statistics and Input-Output Measures for School Library Media Centers in Colorado 2000

### Activities of Paid Staff Per Typical Week

#### Collaboration

| SCHOOL IDENTIFICATION       | Enrollment | Plan with Teachers |              | Co-op Teaching |              | Providing Inservice |              | Read/Incentive Activities |              | Read/Incentive Activities |              | Collection Development |              |
|-----------------------------|------------|--------------------|--------------|----------------|--------------|---------------------|--------------|---------------------------|--------------|---------------------------|--------------|------------------------|--------------|
|                             |            | Contract           | Non-Contract | Contract       | Non-Contract | Contract            | Non-Contract | Contract                  | Non-Contract | Contract                  | Non-Contract | Contract               | Non-Contract |
| <b>Combined 500-699</b>     |            |                    |              |                |              |                     |              |                           |              |                           |              |                        |              |
| WELD CENTRAL JR-SR HIGH SCH | 684        | 20                 |              | 20             |              | 2                   |              |                           | 21           |                           |              | 5                      |              |
| D'VELYN SENIOR HIGH SCHOOL  | 522        | 10                 |              | 20             |              | 1                   |              |                           | 5            |                           |              | 10                     |              |
| ERIE MIDDLE/SR HIGH SCHOOL  | 500        | 4                  | 2            | 2              | 1            | 2                   | 1            | 0                         | 0            |                           |              | 2                      |              |
| <b>Average</b>              | <b>569</b> | <b>11</b>          | <b>2</b>     | <b>14</b>      | <b>1</b>     | <b>2</b>            | <b>1</b>     | <b>9</b>                  |              |                           |              | <b>6</b>               |              |
| <b>Combined 300-499</b>     |            |                    |              |                |              |                     |              |                           |              |                           |              |                        |              |
| CLEAR CREEK HIGH SCHOOL     | 409        | 8                  |              | 8              |              | 1                   |              |                           | 2            |                           |              | 8                      |              |
| LYONS MIDDLE/SR HIGH SCH    | 391        | 1                  | 0            | 0              | 0            | 1                   | 0            | 0                         | 0            | 0                         |              | 1                      | 0            |
| NEDERLAND JR-SR HIGH SCH    | 357        | 5                  |              | 10             |              | 2                   |              |                           | 5            |                           |              | 7                      |              |
| ELLICOTT JR-SR HIGH SCHOOL  | 356        | 4                  |              | 2              |              | 0                   |              |                           | 0            |                           |              | 20                     |              |
| CRESTED BUTTE COMMUNITY SC  | 340        | 1                  |              | 5              |              | 0                   |              |                           | 4            |                           |              | 1                      |              |
| OLATHE HIGH SCHOOL          | 328        |                    |              |                |              |                     |              |                           |              |                           |              |                        |              |
| BUENA VISTA HIGH SCHOOL     | 326        | 1                  |              | 12             |              | 1                   |              |                           | 1            |                           |              | 2                      |              |
| AKRON ELEMENTARY SCHOOL     | 320        | 3                  |              | 4              |              | 0                   |              |                           | 11           |                           |              | 2                      |              |
| PLATTE VALLEY SENIOR HIGH   | 307        | 10                 |              | 5              |              | 3                   |              |                           | 10           |                           |              | 5                      |              |
| <b>Average</b>              | <b>348</b> | <b>4</b>           | <b>0</b>     | <b>6</b>       | <b>0</b>     | <b>1</b>            | <b>0</b>     | <b>4</b>                  | <b>4</b>     | <b>0</b>                  | <b>0</b>     | <b>6</b>               | <b>1</b>     |

## Statistics and Input-Output Measures for School Library Media Centers in Colorado 2000

### Activities of Paid Staff Per Typical Week (Continued)

#### Leadership

| SCHOOL IDENTIFICATION       | Meeting w/ Library Staff |          | Meeting w/ Administrators |          | Meeting w/ Administrators |          | Faculty &/or Staff Meetings |          | Curriculum &/or Standards |          |              |
|-----------------------------|--------------------------|----------|---------------------------|----------|---------------------------|----------|-----------------------------|----------|---------------------------|----------|--------------|
|                             | Enrollment               | Contract | Non-Contract              | Contract | Non-Contract              | Contract | Non-Contract                | Contract | Non-Contract              | Contract | Non-Contract |
| <b>Combined 500-699</b>     |                          |          |                           |          |                           |          |                             |          |                           |          |              |
| WELD CENTRAL JR-SR HIGH SCH | 684                      | 15       |                           | 2        |                           | 1        |                             | 1        |                           | 2        |              |
| D'EVELYN SENIOR HIGH SCHOOL | 522                      | 1        | 2                         | 1        |                           | 1        |                             | 1        |                           | 1        |              |
| ERIE MIDDLE/SR HIGH SCHOOL  | 500                      | 2        |                           | 1        |                           | 0        |                             | 1        |                           | 1        |              |
| <b>Average</b>              | <b>569</b>               | <b>6</b> | <b>2</b>                  | <b>1</b> |                           | <b>1</b> |                             | <b>1</b> |                           | <b>1</b> |              |
| <b>Combined 300-499</b>     |                          |          |                           |          |                           |          |                             |          |                           |          |              |
| CLEAR CREEK HIGH SCHOOL     | 409                      | 1        |                           | 1        |                           | 1        |                             | 1        |                           | 1        |              |
| LYONS MIDDLE/SR HIGH SCH    | 391                      | 0        | 0                         | 1        |                           | 1        |                             | 1        |                           | 1        |              |
| NEDERLAND JR-SR HIGH SCH    | 357                      | 0        |                           | 1        |                           | 2        |                             | 2        |                           | 1        |              |
| ELLICOTT JR-SR HIGH SCHOOL  | 356                      | 1        |                           | 0        |                           | 1        |                             | 1        |                           | 2        |              |
| CRESTED BUTTE COMMUNITY SC  | 340                      | 0        |                           | 0        |                           | 0        |                             | 0        |                           | 0        |              |
| OLATHE HIGH SCHOOL          | 328                      |          |                           |          |                           |          |                             |          |                           |          |              |
| BUENA VISTA HIGH SCHOOL     | 326                      |          |                           | 1        |                           | 1        |                             | 1        |                           | 0        |              |
| AKRON ELEMENTARY SCHOOL     | 320                      | 3        |                           | 1        |                           | 1        |                             | 1        |                           | 0        |              |
| PLATTE VALLEY SENIOR HIGH   | 307                      | 3        |                           | 2        |                           | 2        |                             | 2        |                           | 3        |              |
| <b>Average</b>              | <b>348</b>               | <b>1</b> | <b>0</b>                  | <b>1</b> |                           | <b>0</b> |                             | <b>1</b> |                           | <b>0</b> |              |

## Statistics and Input-Output Measures for School Library Media Centers in Colorado 2000

| SCHOOL IDENTIFICATION       | Activities of Paid Staff Per Typical Week (Continued) |                      |                            |  |                       |                                     |   |   |                                      |  |        |  |
|-----------------------------|---|----------------------|----------------------------|--|-----------------------|-------------------------------------|---|---|--------------------------------------|--|--------|--|
|                             | Technology  |                      |                            |  |                       | Other                               |   |   |                                      |  | Totals |  |
|                             | Enroll-<br>ment                                       | Managing<br>Contract | Technology<br>Non-Contract | Managing<br>Technology<br>Non-Contract | All Other<br>Contract | All Other<br>Activities<br>Contract | All Other<br>Activities<br>Non-Contract | All Other<br>Activities<br>Non-Contract | Paid Staff<br>Weekly/Hrs<br>Contract | Paid Staff<br>Weekly/Hrs<br>Non-Contract |        |  |
| <b>Combined 500-699</b>     |   |                      |                            |  |                       |                                     |   |   |                                      |  |        |  |
| WELD CENTRAL JR-SR HIGH SCH | 684   | 17                   |                            | 15                                     |                       |                                     |   |   | 120                                  | 0  |        |  |
| D'EVELYN SENIOR HIGH SCHOOL | 522   | 20                   |                            | 10                                     |                       |                                     |   |   | 80                                   | 2  |        |  |
| ERIE MIDDLE/SR HIGH SCHOOL  | 500   | 2                    |                            | 57                                     |                       | 5                                   |   |   | 72                                   | 8  |        |  |
| <b>Average</b>              | <b>569</b>  | <b>13</b>            |                            | <b>27</b>                              |                       | <b>5</b>                            |   |   | <b>91</b>                            | <b>3</b>                                 |        |  |
| <b>Combined 300-499</b>     |   |                      |                            |  |                       |                                     |   |   |                                      |  |        |  |
| CLEAR CREEK HIGH SCHOOL     | 409   | 10                   |                            | 43                                     |                       |                                     |   |   | 83                                   | 0  |        |  |
| LYONS MIDDLE/SR HIGH SCH    | 391   | 2                    | 0                          | 69                                     |                       | 0                                   |   |   | 76                                   | 0  |        |  |
| NEDERLAND JR-SR HIGH SCH    | 357   | 3                    |                            | 23                                     |                       |                                     |   |   | 58                                   | 0  |        |  |
| ELLCOTT JR-SR HIGH SCHOOL   | 356   | 10                   |                            | 35                                     |                       |                                     |   |   | 75                                   | 0  |        |  |
| CRESTED BUTTE COMMUNITY SC  | 340   | 4                    |                            | 23                                     |                       |                                     |   |   | 38                                   | 0  |        |  |
| OLATHE HIGH SCHOOL          | 328   |                      |                            |  |                       |                                     |   |   | 80                                   | 0  |        |  |
| BUENA VISTA HIGH SCHOOL     | 326   | 10                   |                            | 35                                     |                       |                                     |   |   | 61                                   | 2  |        |  |
| AKRON ELEMENTARY SCHOOL     | 320   | 2                    |                            | 3                                      |                       |                                     |   |   | 28                                   | 0  |        |  |
| PLATTE VALLEY SENIOR HIGH   | 307   | 8                    |                            | 116                                    |                       |                                     |   |   | 167                                  | 0  |        |  |
| <b>Average</b>              | <b>348</b>  | <b>6</b>             |                            | <b>43</b>                              |                       | <b>0</b>                            |   |   | <b>74</b>                            | <b>0</b>                                 |        |  |

**Statistics and Input-Output Measures for  
School Library Media Centers in Colorado 2000**

| SCHOOL IDENTIFICATION   |                             | Computers with Access to School Library Resources |                     |                             |                     |                      |                     |                      |                     |                      |                     |           |           |
|-------------------------|-----------------------------|---|---------------------|-----------------------------|---------------------|----------------------|---------------------|----------------------|---------------------|----------------------|---------------------|-----------|-----------|
|                         |                             | Total Computers                                   |                     | Computers With Access to... |                     |                      |                     | Databases            |                     |                      |                     |           |           |
|                         |                             | Located in Library                                | Elsewhere in School | Internet in Library         | elsewhere in School | Catalogue in Library | elsewhere in School | Databases in Library | elsewhere in School | Databases in Library | elsewhere in School |           |           |
| Enrollment              |                             |   |                     |                             |                     |                      |                     |                      |                     |                      |                     |           |           |
| <b>Combined 500-699</b> |                             |   |                     |                             |                     |                      |                     |                      |                     |                      |                     |           |           |
|                         | WELD CENTRAL JR-SR HIGH SCH | 684   | 18                  |                             |                     | 18                   |                     | 18                   |                     |                      |                     | 18        |           |
|                         | D'EVELYN SENIOR HIGH SCHOOL | 522   | 11                  | 0                           |                     | 11                   | 0                   | 11                   | 0                   |                      |                     | 9         | 0         |
|                         | ERIE MIDDLE/SR HIGH SCHOOL  | 500   |                     |                             |                     | 12                   | 0                   | 4                    | 0                   |                      |                     | 5         | 0         |
|                         | <b>Average</b>              | <b>569</b>  | <b>15</b>           | <b>0</b>                    |                     | <b>14</b>            | <b>0</b>            | <b>11</b>            | <b>0</b>            |                      |                     | <b>11</b> | <b>0</b>  |
| <b>Combined 300-499</b> |                             |   |                     |                             |                     |                      |                     |                      |                     |                      |                     |           |           |
|                         | CLEAR CREEK HIGH SCHOOL     | 409   | 17                  | 140                         |                     | 17                   | 140                 | 17                   | 140                 |                      |                     | 17        | 140       |
|                         | LYONS MIDDLE/SR HIGH SCH    | 391   | 17                  | 0                           |                     | 13                   | 0                   | 4                    | 0                   |                      |                     | 4         | 0         |
|                         | NEDERLAND JR-SR HIGH SCH    | 357   | 17                  |                             |                     | 17                   |                     | 5                    |                     |                      |                     | 5         |           |
|                         | ELLICOTT JR-SR HIGH SCHOOL  | 356   | 18                  | 50                          |                     | 18                   | 50                  | 18                   | 50                  |                      |                     | 18        | 0         |
|                         | CRESTED BUTTE COMMUNITY SC  | 340   | 16                  | 45                          |                     | 16                   | 45                  | 16                   | 45                  |                      |                     | 0         | 0         |
|                         | OLATHE HIGH SCHOOL          | 328   | 8                   | 130                         |                     | 8                    | 125                 | 8                    | 125                 |                      |                     | 8         | 125       |
|                         | BUENA VISTA HIGH SCHOOL     | 326   |                     |                             |                     |                      |                     |                      |                     |                      |                     |           |           |
|                         | AKRON ELEMENTARY SCHOOL     | 320   | 6                   | 0                           |                     | 4                    | 0                   | 5                    | 0                   |                      |                     | 1         | 0         |
|                         | PLATTE VALLEY SENIOR HIGH   | 307   | 30                  |                             |                     | 15                   |                     | 30                   |                     |                      |                     | 30        |           |
|                         | <b>Average</b>              | <b>348</b>  | <b>16</b>           | <b>61</b>                   |                     | <b>14</b>            | <b>60</b>           | <b>13</b>            | <b>60</b>           |                      |                     | <b>10</b> | <b>44</b> |

**Statistics and Input-Output Measures for  
School Library Media Centers in Colorado 2000**

**Internet Access for Students**

| SCHOOL IDENTIFICATION       | Enrollment | No Restrictions | Parental Permission | Grade-level Restrictions | Unrestricted from grade "blank" up | Other Restrictions | Other Restrictions - Specify | Access via        |                          | Filter Level |          |
|-----------------------------|------------|-----------------|---------------------|--------------------------|------------------------------------|--------------------|------------------------------|-------------------|--------------------------|--------------|----------|
|                             |            |                 |                     |                          |                                    |                    |                              | Pre-selected Menu | Student Terminals Filter |              |          |
| <b>Combined 500-699</b>     |            |                 |                     |                          |                                    |                    |                              |                   |                          |              |          |
| WELD CENTRAL JR-SR HIGH SCH | 684        | F               | T                   | F                        | F                                  | F                  |                              |                   |                          | All          | District |
| D'EVELYN SENIOR HIGH SCHOOL | 522        | F               | T                   | F                        | F                                  | T                  | filter                       |                   | F                        | All          | District |
| ERIE MIDDLE/SR HIGH SCHOOL  | 500        | F               | T                   | F                        | F                                  | F                  |                              |                   | F                        | All          | District |
| <b>Average</b>              | <b>569</b> |                 |                     |                          |                                    |                    |                              |                   |                          |              |          |
| <b>Combined 300-499</b>     |            |                 |                     |                          |                                    |                    |                              |                   |                          |              |          |
| CLEAR CREEK HIGH SCHOOL     | 409        | F               | T                   | F                        | F                                  | F                  |                              |                   | F                        | None         | District |
| LYONS MIDDLE/SR HIGH SCH    | 391        | F               | T                   | F                        | F                                  | T                  | for research purposes        |                   | F                        | All          | District |
| NEDERLAND JR-SR HIGH SCH    | 357        | F               | T                   | T                        | 6                                  |                    |                              |                   |                          | None         | District |
| ELLCOTT JR-SR HIGH SCHOOL   | 356        | T               | F                   | F                        | F                                  | F                  |                              |                   | F                        | None         | District |
| CRESTED BUTTE COMMUNITY SC  | 340        | F               | T                   | F                        | F                                  | F                  |                              |                   | F                        | None         | District |
| OLATHE HIGH SCHOOL          | 328        | F               | T                   | F                        | F                                  | F                  |                              |                   | T                        | All          | District |
| BUENA VISTA HIGH SCHOOL     | 326        | F               | T                   | F                        | F                                  | F                  |                              |                   | F                        | None         | District |
| AKRON ELEMENTARY SCHOOL     | 320        | T               | F                   | F                        | F                                  | F                  |                              |                   | F                        | None         | District |
| PLATTE VALLEY SENIOR HIGH   | 307        | F               | T                   | F                        | F                                  | F                  |                              |                   | F                        | All          | District |
| <b>Average</b>              | <b>348</b> |                 |                     |                          |                                    |                    |                              |                   |                          |              |          |

**Statistics and Input-Output Measures for  
School Library Media Centers in Colorado 2000**

Library Media Collection

**SCHOOL IDENTIFICATION**

| School Name                 | Enrollment | Print volumes | Avg. Date   | Nonfiction | Ref. Titles | on CD-ROM/<br>laser disk | Avg. Date  | Periodical Subscriptions | Audio Materials | Video Materials | Computer Software | Online CD Services |
|-----------------------------|------------|---------------|-------------|------------|-------------|--------------------------|------------|--------------------------|-----------------|-----------------|-------------------|--------------------|
| <b>Combined 500-699</b>     |            |               |             |            |             |                          |            |                          |                 |                 |                   |                    |
| WELD CENTRAL JR-SR HIGH SCH | 684        | 13277         | 1980        | 15         | 1994        | 94                       | 140        | 730                      | 6               | T               |                   |                    |
| D'EVELYN SENIOR HIGH SCHOOL | 522        | 8206          | 1997        | 2          | 1998        | 49                       | 30         | 1095                     | 4               | T               |                   |                    |
| ERIE MIDDLE/SR HIGH SCHOOL  | 500        | 11500         |             | 4          |             | 45                       | 150        | 100                      | 4               | T               |                   |                    |
| <b>Average</b>              | <b>569</b> | <b>10994</b>  | <b>1989</b> | <b>7</b>   | <b>1996</b> | <b>63</b>                | <b>107</b> | <b>642</b>               | <b>5</b>        |                 |                   |                    |
| <b>Combined 300-499</b>     |            |               |             |            |             |                          |            |                          |                 |                 |                   |                    |
| CLEAR CREEK HIGH SCHOOL     | 409        | 11909         | 1982        | 10         | 1997        | 42                       | 150        | 820                      | 2               | T               |                   |                    |
| LYONS MIDDLE/SR HIGH SCH    | 391        | 5743          | 1998        | 10         | 1998        | 40                       | 15         | 130                      | 1               | T               |                   |                    |
| NEDERLAND JR-SR HIGH SCH    | 357        | 7872          | 1987        | 15         | 1995        | 15                       | 8          | 205                      | 27              | T               |                   |                    |
| ELLCOTT JR-SR HIGH SCHOOL   | 356        | 6000          | 1996        | 15         | 1996        | 16                       | 20         | 200                      | 20              | F               |                   |                    |
| CRESTED BUTTE COMMUNITY SC  | 340        | 3000          | 1990        | 10         | 1997        | 12                       | 40         | 180                      | 0               | F               |                   |                    |
| OLATHE HIGH SCHOOL          | 328        | 7300          |             | 8          | 1998        | 4                        | 200        | 25                       | 8               | T               |                   |                    |
| BUENA VISTA HIGH SCHOOL     | 326        | 8500          |             | 30         |             | 71                       | 140        | 425                      | 15              | F               |                   |                    |
| AKRON ELEMENTARY SCHOOL     | 320        | 13000         |             | 16         |             | 17                       |            |                          | 15              | T               |                   |                    |
| PLATTE VALLEY SENIOR HIGH   | 307        | 25835         |             | 15         | 1995        | 150                      | 720        | 447                      | 10              | T               |                   |                    |
| <b>Average</b>              | <b>348</b> | <b>9907</b>   | <b>1991</b> | <b>14</b>  | <b>1997</b> | <b>41</b>                | <b>162</b> | <b>304</b>               | <b>10</b>       |                 |                   |                    |



## Statistics and Input-Output Measures for School Library Media Centers in Colorado 2000

### Library Media Usage Per Typical Week

| SCHOOL IDENTIFICATION       | Total Visits |                     | Info Skills Instruction |                            | Circulation Materials Per Week | ILL & Document Delivery |           |
|-----------------------------|--------------|---------------------|-------------------------|----------------------------|--------------------------------|-------------------------|-----------|
|                             | Enrollment   | Classes &/or Groups | Contacts w/ Individuals | Contacts w/ Classes/Groups |                                | Lending                 | Borrowing |
| <b>Combined 500-699</b>     |              |                     |                         |                            |                                |                         |           |
| WELD CENTRAL JR-SR HIGH SCH | 684          | 8                   | 25                      | 25                         | 400                            | 2                       | 180       |
| D'EVELYN SENIOR HIGH SCHOOL | 522          | 15                  | 30                      | 15                         | 100                            | 0                       | 0         |
| ERIE MIDDLE/SR HIGH SCHOOL  | 500          | 35                  | 100                     | 30                         | 200                            | 10                      | 20        |
| <b>Average</b>              | <b>569</b>   | <b>19</b>           | <b>52</b>               | <b>23</b>                  | <b>233</b>                     | <b>4</b>                | <b>67</b> |
| <b>Combined 300-499</b>     |              |                     |                         |                            |                                |                         |           |
| CLEAR CREEK HIGH SCHOOL     | 409          | 23                  | 150                     | 23                         | 170                            | 1                       | 1         |
| LYONS MIDDLE/SR HIGH SCH    | 391          | 1                   | 20                      | 1                          | 35                             | 1                       | 0         |
| NEDERLAND JR-SR HIGH SCH    | 357          | 20                  | 50                      | 2                          | 50                             | 0                       | 0         |
| ELLCOTT JR-SR HIGH SCHOOL   | 356          | 4                   | 100                     | 0                          | 500                            | 3                       | 10        |
| CRESTED BUTTE COMMUNITY SC  | 340          | 12                  | 20                      | 3                          | 200                            |                         | 5         |
| OLATHE HIGH SCHOOL          | 328          | 18                  | 450                     | 10                         |                                | 4                       | 2         |
| BUENA VISTA HIGH SCHOOL     | 326          | 310                 | 500                     | 12                         | 100                            | 15                      | 15        |
| AKRON ELEMENTARY SCHOOL     | 320          | 0                   | 75                      | 0                          |                                | 2                       | 13        |
| PLATTE VALLEY SENIOR HIGH   | 307          | 25                  | 30                      | 40                         | 755                            | 15                      | 15        |
| <b>Average</b>              | <b>348</b>   | <b>46</b>           | <b>155</b>              | <b>10</b>                  | <b>259</b>                     | <b>5</b>                | <b>7</b>  |

**Statistics and Input-Output Measures for  
School Library Media Centers in Colorado 2000**

| SCHOOL IDENTIFICATION        | Annual Operating Expenditures |                |                                  |                |                                     |                                    |                           | Total |
|------------------------------|-------------------------------|----------------|----------------------------------|----------------|-------------------------------------|------------------------------------|---------------------------|-------|
|                              | Enroll-<br>ment               | Print          | Electronic<br>Formats<br>(local) | Non-<br>Print  | Electronic<br>Access<br>(non-local) | Other<br>Operating<br>Expenditures | Operating<br>expenditures |       |
| <b>Materials in Dollars:</b> |                               |                |                                  |                |                                     |                                    |                           |       |
| <b>Combined 500-699</b>      |                               |                |                                  |                |                                     |                                    |                           |       |
| WELD CENTRAL JR-SR HIGH SCH  | 684                           | \$12,426       | \$0                              | \$1,587        | \$2,399                             | \$581                              | \$16,993                  |       |
| DEVELYN SENIOR HIGH SCHOOL   | 522                           | \$9,020        | \$600                            | \$500          | \$2,790                             | \$3,370                            | \$16,280                  |       |
| ERIE MIDDLE/SR HIGH SCHOOL   | 500                           | \$2,500        | \$1,500                          | \$1,000        | \$700                               | \$100                              | \$5,800                   |       |
| <b>Average</b>               | <b>569</b>                    | <b>\$7,982</b> | <b>\$700</b>                     | <b>\$1,029</b> | <b>\$1,963</b>                      | <b>\$1,350</b>                     | <b>\$13,024</b>           |       |
| <b>Combined 300-499</b>      |                               |                |                                  |                |                                     |                                    |                           |       |
| CLEAR CREEK HIGH SCHOOL      | 409                           | \$10,000       | \$1,800                          | \$800          | \$850                               | \$6,582                            | \$20,032                  |       |
| LYONS MIDDLE/SR HIGH SCH     | 391                           | \$3,000        | \$500                            | \$700          | \$500                               | \$0                                | \$4,700                   |       |
| NEDERLAND JR-SR HIGH SCH     | 357                           | \$4,400        | \$0                              | \$0            | \$0                                 | \$1,000                            | \$5,400                   |       |
| ELLCOTT JR-SR HIGH SCHOOL    | 356                           |                |                                  |                |                                     |                                    | \$6,350                   |       |
| CRESTED BUTTE COMMUNITY SC   | 340                           | \$2,000        | \$0                              | \$0            | \$0                                 | \$500                              | \$2,500                   |       |
| OLATHE HIGH SCHOOL           | 328                           | \$3,000        |                                  | \$500          | \$0                                 | \$2,000                            | \$5,500                   |       |
| BUENA VISTA HIGH SCHOOL      | 326                           | \$7,500        | \$1,500                          | \$2,150        | \$0                                 | \$1,350                            | \$12,500                  |       |
| AKRON ELEMENTARY SCHOOL      | 320                           |                |                                  |                |                                     |                                    | \$12,250                  |       |
| PLATTE VALLEY SENIOR HIGH    | 307                           | \$9,385        | \$400                            | \$300          | \$4,615                             | \$12,150                           | \$26,850                  |       |
| <b>Average</b>               | <b>348</b>                    | <b>\$5,612</b> | <b>\$700</b>                     | <b>\$636</b>   | <b>\$852</b>                        | <b>\$3,369</b>                     | <b>\$10,676</b>           |       |



## Statistics and Input-Output Measures for School Library Media Centers in Colorado 2000

### SCHOOL IDENTIFICATION

| School Name                 | Enroll- ment | District Name             | Address                      | City               | County     | Zip Code |
|-----------------------------|--------------|---------------------------|------------------------------|--------------------|------------|----------|
| <b>Combined Under 300</b>   |              |                           |                              |                    |            |          |
| WIGGINS JR-SR HIGH SCHOOL   | 269          | Wiggins RE-50(J)          | 320 Chapman St               | Wiggins            | Morgan     | 80654    |
| HIGHLAND HIGH SCHOOL        | 269          | Ault-Highland Re-9        | 209W. 1st. Street            | Ault               | Weld       | 80610    |
| CRIPPLE CREEK-VICTOR JR-SR  | 236          | Cripple Creek-Victor RE-1 | 410 North B Street (P.O. Box | Cripple Creek, Co. | Teller     | 80813    |
| BYERS JR/SR HIGH SCHOOL     | 213          | Byers 32J                 | 444 E. Front Street          | Byers              | Arapahoe   | 80103    |
| STRASBURG HIGH SCHOOL       | 197          | Strasburg 31J             | 56729 E. Colorado Ave.       | Strasburg          | Adams      | 80136    |
| CROWLEY COUNTY HIGH SCHOOL  | 194          | Crowley County RE-1-J     | P. O. Box 338                | Ordway             | Crowley    | 81063    |
| COTOPAXI JR-SR HIGH SCHOOL  | 182          | Cotopaxi RE-3             | 0345 CR 12, PO Box 385       | Cotopaxi           | Fremont    | 81223    |
| DOLORES HIGH SCHOOL         | 171          | Dolores RE-4A             | 1301 Central                 | Dolores            | Montezuma  | 81323    |
| CYCC ALTERNATIVE SCHOOL     | 170          | Consolidated C-1          | 709 Main Street              | Westcliffe         | Custer     | 81252    |
| NORTH PARK JR-SR HIGH SCH   | 161          | North Park R-1            | 910 4th street PO box 798    | Walden             | Jackson    | 80480    |
| GENOA-HUGO MS-SR HIGH SCH   | 156          | Genoa-Hugo C113           | 220 W. 7th                   | Hugo               | Lincoln    | 80821    |
| TELLURIDE HIGH SCHOOL       | 149          | Telluride R-1             | Box 187                      | Telluride          | San Miguel | 81435    |
| LA VETA JR-SR HIGH SCHOOL   | 149          | La Veta RE-2              | 126 E Garland, PO Box 636    | La Veta            | Huerfano   | 81055    |
| SIERRA GRANDE JR-SR HIGH    | 142          | Sierra Grande R-30        | 17523 Highway 160            | Blanca             | Costilla   | 81123    |
| MERINO JR SR HIGH SCHOOL    | 137          | Buffalo RE-4              | 315 Lee Street               | Merino             | Logan      | 80741    |
| ANTONITO HIGH SCHOOL        | 136          | South Conejos RE-10       | PO Box 398                   | Antonito           | Conejos    | 81120    |
| SOROCO HIGH SCHOOL          | 136          | South Routt RE 3          | Box 158                      | Oak Creek          | Routt      | 80467    |
| GRANADA UNDIVIDED HIGH SCH  | 132          | Granada RE-1              | Box 259                      | Granada            | Prowers    | 81041    |
| FOWLER HIGH SCHOOL          | 130          | Fowler R-4J               | 600 W. Eugene Ave.           | Fowler             | Otero      | 81039    |
| KIOWA HIGH SCHOOL           | 123          | Kiowa C-2                 | P. O. Box 128                | Kiowa              | Elbert     | 80117    |
| MCCLAIVE UNDIVIDED HIGH SCH | 122          | McClave RE-2              | 308 Lincoln Street           | McClave            | Bent       | 81057    |
| SPRINGFIELD HIGH SCHOOL     | 119          | Springfield RE-4          | 389 Tipton Street            | Springfield        | Baca       | 81073    |
| SIMLA HIGH SCHOOL           | 109          | Big Sandy 100J            | 609 Pueblo                   | Simla              | Elbert     | 80835    |
| HOEHNE HIGH SCHOOL          | 106          | Hoehne Reorganized 3      | PO Box 91                    | Hoehne             | Las Animas | 81046    |
| FLAGLER JR-SR HIGH SCHOOL   | 105          | Arriba-Flagler C-20       | PO Box 218, 421 Julian       | Flagler            | Kit Carson | 80815    |

## Statistics and Input-Output Measures for School Library Media Centers in Colorado 2000

### SCHOOL IDENTIFICATION

| School Name                           | Enrollment | District Name          | Address                       | City                | County     | Zip Code |
|---------------------------------------|------------|------------------------|-------------------------------|---------------------|------------|----------|
| <b>Combined Under 300 (Continued)</b> |            |                        |                               |                     |            |          |
| HANOVER JR-SR HIGH SCHOOL             | 104        | Hanover 28             | 17050 Peyton Highway          | Colorado Springs    | El Paso    | 80928    |
| PEETZ JR-SR HIGH SCHOOL               | 102        | Plateau RE-5           | 311 Coleman, Box 39           | Peetz               | Logan      | 80747    |
| EADS HIGH SCHOOL                      | 99         | Eads RE-1              | 900 N. Maine St.              | Eads School Distric | Kiowa      | 81036    |
| OTIS JR-SR HIGH SCHOOL                | 94         | Otis R-3               | 301 Work St                   | Otis                | Washington | 80743    |
| RIDGWAY HIGH SCHOOL                   | 90         | Ridgway R-2            | PO Box 230                    | Ridgway             | Ouray      | 81432    |
| DEER TRAIL JR-SR HIGH SCH             | 89         | Deer Trail 26J         | PO Box 129                    | Deer Trail          | Arapahoe   | 80105    |
| STRATTON SENIOR HIGH SCH              | 86         | Stratton R-4           | 219 Illinois Avenue           | Stratton            | Kit Carson | 80836    |
| OURAY SENIOR HIGH SCHOOL              | 84         | Ouray R-1              | 400 - 7th Avenue, Box N       | Ouray               | Ouray      | 81427    |
| WOODLIN UNDIVIDED HIGH SCH            | 84         | Woodlin R-104          | 15400 CR L                    | Woodrow             | Washington | 80757    |
| FLEMING HIGH SCHOOL                   | 81         | Frenchman RE-3         | 506 N. Fremont                | Fleming             | Logan      | 80728    |
| BRIGGS DALE UNDIV HIGH SCH            | 76         | Briggsdale RE-10       | PO Box 125, 415 Leslie        | Briggsdale          | Weld       | 80611    |
| AGUILAR JR-SR HIGH SCHOOL             | 75         | Aguilar Reorganized 6  | 420 N Balsam                  | Aguilar             | Las Animas | 81020    |
| BETHUNE JR-SR HIGH SCHOOL             | 75         | Bethune R-5            | 145 W. Third Avenue           | Bethune             | Kit Carson | 80805    |
| KIT CARSON JR-SR HIGH SCH             | 74         | Kit Carson R-1         | PO Box 185                    | Kit Carson          | Cheyenne   | 80825    |
| CREEDE JR-SR HIGH SCHOOL              | 72         | Creede Consolidated 1  | 308 LaGarita Street           | Creede              | Mineral    | 81130    |
| MOUNTAIN VALLEY SENIOR HIGH           | 65         | Mountain Valley RE 1   | 403 Pitkin Avenue             | Saguache            | Saguache   | 81149    |
| LIBERTY JR-SR HIGH SCHOOL             | 64         | West Yuma RJ-1         | 9332 Highway 36               | Joes                | Yuma       | 80822    |
| PRAIRIE JR-SR HIGH SCHOOL             | 60         | Prairie RE-11          | PO Box 68                     | New Raymer          | Weld       | 80742    |
| PAWNEE JR-SR HIGH SCHOOL              | 59         | Pawnee RE-12           | 25 Chatoga Avenue, PO Box 220 | Grover              | Weld       | 80729    |
| WELDON VALLEY HIGH SCHOOL             | 59         | Weldon Valley RE-20(J) | 911 N Avenue                  | Weldona             | Morgan     | 80653    |
| LONE STAR UNDIV HIGH SCHOOL           | 52         | Lone Star 101          | 44940 CR 54                   | Otis                | Washington | 80743    |
| HI PLAINS UNDIV HIGH SCHOOL           | 52         | Hi-Plains R-23         | P.O. Box 116                  | Seibert             | Kit Carson | 80836    |
| PRITCHETT UNDIV HIGH SCHOOL           | 49         | Pritchett RE-3         | 533 Irving, PO Box 7          | Pritchett           | Baca       | 81064    |
| AGATE JR-SR HIGH SCHOOL               | 48         | Agate 300              | PO Box 118                    | Agate               | Elbert     | 80101    |
| PLAINVIEW JR-SR HIGH SCHOOL           | 47         | Plainview RE-2         | 13997 County Rd 71            | Sheridan Lake       | Kiowa      | 81071    |
| LAKE CITY HIGH SCHOOL                 | 15         | Hinsdale County RE 1   | PO Box 39, 614 Silver Street  | Lake City           | Hinsdale   | 81235    |
| <b>Average</b>                        | <b>115</b> |                        |                               |                     |            |          |

## Statistics and Input-Output Measures for School Library Media Centers in Colorado 2000

### Respondent Identification

#### SCHOOL IDENTIFICATION

| School Name                | Enrollment | Name of Respondent | Title                               | Phone        | Fax          | E-mail                         |
|----------------------------|------------|--------------------|-------------------------------------|--------------|--------------|--------------------------------|
| <b>Combined Under 300</b>  |            |                    |                                     |              |              |                                |
| WIGGINS JR-SR HIGH SCHOOL  | 269        | Sharrel Walter     | Media Specialists                   | 970-483-7761 | 970-483-6205 | sharrel@wiggins50.k12.co.us    |
| HIGHLAND HIGH SCHOOL       | 269        | Deanna Gournoe     | Media Specialist                    | 970-834-1185 | 970-834-1347 | lynx@sni.net                   |
| CRIPPLE CREEK-VICTOR JR-SR | 236        | Michael McDonald   | Director                            | 719-689-2800 | 719-689-3187 | libdirector@yahoo.com          |
| BYERS JR/SR HIGH SCHOOL    | 213        | Lynn MacLennan     | Media Aide                          | 303-822-5292 | 303-822-9592 |                                |
| STRASBURG HIGH SCHOOL      | 197        | Jane Rogers        | Library Aide                        | 303-622-9211 | 303-622-9224 | stras1@fone.net                |
| CROWLEY COUNTY HIGH SCHOOL | 194        | Dana Gibson        | Library Director                    | 719-267-3582 | 719-267-3585 | dana.gibson@crowley.k12.co.us  |
| COTOPAXI JR-SR HIGH SCHOOL | 182        | LaQuita Dunn       | Media Specialist                    | 719-942-4131 | 719-942-4183 | library@nis.net                |
| DOLORES HIGH SCHOOL        | 171        | Linda M Chelf      | Librarian                           | 970-882-7288 |              | lchelf@dolores.k12.co.us       |
| CYCC ALTERNATIVE SCHOOL    | 170        | Glenda Riggs       | Librarian/Instructional Media Coord | 719-783-2291 | 719-783-2334 | griggs@bobcats.ccs.k12.co.us   |
| NORTH PARK JR-SR HIGH SCH  | 161        | verna harris       | library media specialist            | 970 723 3300 | 970 723 8486 | vgsharrs@webaccess.net         |
| GENOA-HUGO MS-SR HIGH SCH  | 156        | Mary Andersen      | Library Aide                        | 719-743-2428 | 719-743-2194 |                                |
| TELLURIDE HIGH SCHOOL      | 149        | Susan Ritchey      | Librarian                           | 970-728-4377 | 970-728-4379 | sritchey@telluride.k12.co.us   |
| LA VETA JR-SR HIGH SCHOOL  | 149        | Evelyn M Heikes    | Library Media Specialist            | 719-742-3662 | 719-742-3959 | eheikes@rmi.net                |
| SIERRA GRANDE JR-SR HIGH   | 142        | Leslie Corona      | Librarian                           | 719-379-3257 |              | lcorona@sierragrande.k12.co.us |
| MERINO JR SR HIGH SCHOOL   | 137        | Deb Kaiser         | Librarian                           | 970-522-7424 | 970-522-1541 | kaiserd@merinok12.co.us        |
| ANTONITO HIGH SCHOOL       | 136        | Marsha B Barela    | Library Paraprofessional            | 719-376-5468 | 719-376-5497 | lagersic@yahoo.com             |
| SOROCO HIGH SCHOOL         | 136        | Loretta Gersic     | District Media Coordinator          | 970-736-2531 |              | bochatey@ria.net               |
| GRANADA UNDIVIDED HIGH SCH | 132        | Linda Bachatey     | Librarian                           | 719-734-5492 | 719-734-5364 | tim.baublits@fowler.k12.co.us  |
| FOWLER HIGH SCHOOL         | 130        | Tim Baublits       | District Media Specialist           | 719-263-4279 | 719-263-4625 | mcrabbs@kiowaschool.org        |
| KIOWA HIGH SCHOOL          | 123        | Monte Crabbs       | Media Specialist                    | 303 621 2115 | 303 621 2566 | broesch@ria.net                |
| MCCLAVE UNDIVIDED HIGH SCH | 122        | Becky Roesch       | Library Media Specialist            | 719-829-4517 | 719-829-4025 | behume@ria.net                 |
| SPRINGFIELD HIGH SCHOOL    | 119        | Barbara Hume       | Media Specialist                    | 719-523-6522 | 719-523-4164 | nreeves@reevesdigital.com      |
| SIMLA HIGH SCHOOL          | 109        | Nancy Reeves       | Librarian                           | 719-541-2291 | 719-541-2443 | fletcher-pat@scooces.k12.co.us |
| HOEHNE HIGH SCHOOL         | 106        | Pat Fletcher       | Librarian                           | 719-846-4457 | 719-846-4450 |                                |
| FLAGLER JR-SR HIGH SCHOOL  | 105        | Rhonda Ritchie     | Library Aide                        | 719-765-4684 | 719-765-4842 |                                |

## Statistics and Input-Output Measures for School Library Media Centers in Colorado 2000

### Respondent Identification

#### SCHOOL IDENTIFICATION

| School Name                           | Enrollment | Name of Respondent | Title                         | Phone        | Fax          | E-mail                          |
|---------------------------------------|------------|--------------------|-------------------------------|--------------|--------------|---------------------------------|
| <b>Combined Under 300 (Continued)</b> |            |                    |                               |              |              |                                 |
| HANOVER JR-SR HIGH SCHOOL             | 104        | Neta Day           | Media Specialist              | 719-683-4850 | 719-683-3805 |                                 |
| PEETZ JR-SR HIGH SCHOOL               | 102        | Sandi Roelle       | Library Manager               | 970-334-2361 | 970-334-2360 | sandi@plateau.k12.co.us         |
| EADS HIGH SCHOOL                      | 99         | Betsy Barnett      | Media Specialist              | 719-438-2216 | 719-438-2090 | betsy.barnett@eads.k12.co.us    |
| OTIS JR-SR HIGH SCHOOL                | 94         | Ellen Standley     | Otis Dist Para-librarian      | 970-246-3366 | 970-246-0518 | standleye@osdco.com             |
| RIDGWAY HIGH SCHOOL                   | 90         | Linda Brugge       | Librarian                     | 970-626-5468 | 970-626-5597 | library@ridgway.k12.co.us       |
| DEER TRAIL JR-SR HIGH SCH             | 89         | Sandra Purdy       | School Librarian              | 303-769-4421 | 303-769-4600 |                                 |
| STRATTON SENIOR HIGH SCH              | 86         | Linda Slinger      | MS/HS Librarian               | 719-348-5369 | 719-348-5555 |                                 |
| OURAY SENIOR HIGH SCHOOL              | 84         | Nancy Nixon        | Media Specialist              | 970-325-4505 | 970-325-7343 | nixon@colosys.net               |
| WOODLIN UNDIVIDED HIGH SCH            | 84         | Pennie Haller      | Media Aide                    | 970-386-2223 | 970-386-2241 | hallerp@ria.net                 |
| FLEMING HIGH SCHOOL                   | 81         | LeeAnn Nichols     | Director                      | 970-265-2046 | 970-265-2255 | nichols@fre3.edu                |
| BRIGGS DALE UNDIV HIGH SCH            | 76         | Marlene Hale       | Librarian                     | 970-656-3438 | 970-656-3479 | mhale@ctos.com                  |
| AGUILAR JR-SR HIGH SCHOOL             | 75         | Frank Coppa        | Media Specialist              | 719-941-4640 | 719-941-4399 | coppa@n2sports.com              |
| BETHUNE JR-SR HIGH SCHOOL             | 75         | Dorothy Leoffler   | Librarian/Counselor           | 719 346-7513 | 719 346-5048 | dleoffler@ria.net               |
| KIT CARSON JR-SR HIGH SCH             | 74         | Carmen Kent        | Media Specialist              | 719-962-3219 | 719-962-3317 | ckent@ria.net                   |
| CREEDE JR-SR HIGH SCHOOL              | 72         | Frances Kolisch    | Librarian                     | 719-658-2220 | 719-658-2942 | fkolisch@creede.k12.co.us       |
| MOUNTAIN VALLEY SENIOR HIGH           | 65         | Deborah Flickinger | Librarian/Media               | 719-655-2569 | 719-655-2875 | flickingerd@valley.k12.co.us    |
| LIBERTY JR-SR HIGH SCHOOL             | 64         | Kelli Vaughn       | Librarian/Financial Secretary | 970-358-4288 | 970-358-4282 | vaughnk@liberty.wyuma.k12.co.us |
| PRAIRIE JR-SR HIGH SCHOOL             | 60         | Jo Dell Northup    | Librarian                     | 970-437-5351 | 970-437-5732 | jnorthup@prairieschool.org      |
| PAWNEE JR-SR HIGH SCHOOL              | 59         | Cynthia Franks     | Media Specialist              | 970-895-2222 | 970-895-2221 | cinfranks@hotmail               |
| WELDON VALLEY HIGH SCHOOL             | 59         | Laurel Widener     | Para-Professional             | 970-645-2411 | 970-645-2377 |                                 |
| LONE STAR UNDIV HIGH SCHOOL           | 52         | Linda Clements     | Media Specialist (Consultant) | 970-848-2778 | 970-848-0340 | lclements@nebooces.com          |
| HI PLAINS UNDIV HIGH SCHOOL           | 52         | Verl Manwarren     | Librarian                     | 970 664-2616 | 970 664-2622 | lee386@iguana.ruralnet.net      |
| PRITCHETT UNDIV HIGH SCHOOL           | 49         | L. M. Coulter      | Librarian Aide                | 719-523-4045 | 719-523-0012 |                                 |
| AGATE JR-SR HIGH SCHOOL               | 48         | Monty Whiteis      | Superintendent                | 719-764-2741 | 719-764-2751 | agate@ria.net                   |
| PLAINVIEW JR-SR HIGH SCHOOL           | 47         | Les Nolan          | Library Aide                  | 719-729-3331 | 719-727-4003 | lesanolan@hotmail.com           |
| LAKE CITY HIGH SCHOOL                 | 15         | Elaine Gray        |                               | 970-944-2314 | 970-944-2662 | elaine@colosys.net              |
| <b>Average</b>                        | <b>115</b> |                    |                               |              |              |                                 |

## Statistics and Input-Output Measures for School Library Media Centers in Colorado 2000

| SCHOOL IDENTIFICATION      | Service Hours Per Typical Week |                           |                             |                  |                 | Library Media Staffing Per Typical Week |                       |                             |                               |                              |                              |     |
|----------------------------|--------------------------------|---------------------------|-----------------------------|------------------|-----------------|---|-----------------------|-----------------------------|-------------------------------|------------------------------|------------------------------|-----|
|                            | Enroll-<br>ment                | Open -<br>School<br>Hours | Closed -<br>School<br>Hours | Hours            |                 | Number<br>of LMS                        | Total<br>Hours<br>LMS | Number<br>of other<br>staff | Total<br>hours<br>other staff | Number<br>of entire<br>staff | Hours<br>for entire<br>staff |     |
|                            |                                |                           |                             | After<br>4:00 PM | Summer<br>Hours |   |                       |                             |                               |                              |                              |     |
| School Name                |                                |                           |                             |                  |                 |   |                       |                             |                               |                              |                              |     |
| <b>Combined Under 300</b>  |                                |                           |                             |                  |                 |   |                       |                             |                               |                              |                              |     |
| WIGGINS JR-SR HIGH SCHOOL  | 269                            | 35                        | 0                           | 0                | 0               | 10                                      | 1                     | 40                          | 1                             | 35                           | 2                            | 75  |
| HIGHLAND HIGH SCHOOL       | 269                            | 43                        | 0                           | 0                | 0               | 0                                       | 0                     | 0                           | 2                             | 63                           | 2                            | 63  |
| CRIPPLE CREEK-VICTOR JR-SR | 236                            | 48                        | 4                           | 12               | 40              | 40                                      | 1                     | 40                          | 2                             | 64                           | 3                            | 104 |
| BYERS JR/SR HIGH SCHOOL    | 213                            | 33                        | 8                           | 0                | 0               | 0                                       | 1                     | 2                           | 1                             | 40                           | 2                            | 42  |
| STRASBURG HIGH SCHOOL      | 197                            | 40                        | 0                           | 0                | 0               | 0                                       | 1                     | 10                          | 1                             | 40                           | 2                            | 50  |
| CROWLEY COUNTY HIGH SCHOO  | 194                            | 40                        | 0                           | 4                | 20              | 20                                      | 1                     | 40                          | 0                             | 0                            | 1                            | 40  |
| COTOPAXI JR-SR HIGH SCHOOL | 182                            | 36                        | 0                           | 4                | 20              | 20                                      | 1                     | 40                          | 2                             | 48                           | 2                            | 48  |
| DOLORES HIGH SCHOOL        | 171                            | 41                        | 0                           | 0                | 0               | 0                                       | 1                     | 40                          | 1                             | 40                           | 1                            | 40  |
| CYCC ALTERNATIVE SCHOOL    | 170                            | 32                        | 0                           | 0                | 0               | 0                                       | 0                     | 0                           | 1                             | 32                           | 1                            | 32  |
| NORTH PARK JR-SR HIGH SCH  | 161                            | 8                         | 0                           | 2                | 0               | 0                                       | 0                     | 0                           | 1                             | 40                           | 1                            | 40  |
| GENOA-HUGO MS-SR HIGH SCH  | 156                            | 18                        | 20                          | 5                | 0               | 0                                       | 1                     | 40                          | 2                             | 25                           | 2                            | 25  |
| TELLURIDE HIGH SCHOOL      | 149                            | 45                        | 0                           | 4                | 0               | 0                                       | 1                     | 32                          | 1                             | 20                           | 2                            | 60  |
| LA VETA JR-SR HIGH SCHOOL  | 149                            | 36                        | 0                           | 2                | 0               | 0                                       | 1                     | 32                          | 1                             | 32                           | 2                            | 64  |
| SIERRA GRANDE JR-SR HIGH   | 142                            | 36                        | 4                           | 2                | 0               | 0                                       | 1                     | 36                          | 1                             | 32                           | 1                            | 36  |
| MERINO JR SR HIGH SCHOOL   | 137                            | 45                        | 0                           | 0                | 0               | 0                                       | 0                     | 0                           | 1                             | 40                           | 1                            | 40  |
| ANTONITO HIGH SCHOOL       | 136                            | 32                        | 0                           | 4                | 0               | 0                                       | 0                     | 0                           | 1                             | 32                           | 1                            | 32  |
| SOROCO HIGH SCHOOL         | 136                            | 40                        | 0                           | 0                | 0               | 0                                       | 1                     | 20                          | 2                             | 55                           | 3                            | 75  |
| GRANADA UNDIVIDED HIGH SCH | 132                            | 50                        | 10                          | 5                | 5               | 5                                       | 1                     | 50                          | 1                             | 70                           | 4                            | 110 |
| FOWLER HIGH SCHOOL         | 130                            | 42                        | 0                           | 0                | 0               | 0                                       | 1                     | 40                          | 3                             | 70                           | 4                            | 110 |
| KIOWA HIGH SCHOOL          | 123                            | 40                        | 0                           | 0                | 0               | 0                                       | 1                     | 40                          | 0                             | 0                            | 1                            | 40  |
| MCCLAVE UNDIVIDED HIGH SCH | 122                            | 34                        | 0                           | 15               | 0               | 0                                       | 1                     | 40                          | 1                             | 9                            | 2                            | 49  |
| SPRINGFIELD HIGH SCHOOL    | 119                            | 40                        | 0                           | 0                | 0               | 0                                       | 1                     | 40                          | 2                             | 80                           | 3                            | 120 |
| SIMLA HIGH SCHOOL          | 109                            | 32                        | 0                           | 0                | 0               | 0                                       | 1                     | 24                          | 1                             | 12                           | 2                            | 36  |
| HOEHNE HIGH SCHOOL         | 106                            | 45                        | 2                           | 0                | 0               | 0                                       | 1                     | 40                          | 0                             | 0                            | 1                            | 40  |
| FLAGLER JR-SR HIGH SCHOOL  | 105                            | 40                        | 0                           | 3                | 0               | 0                                       | 0                     | 0                           | 1                             | 38                           | 1                            | 38  |

## Statistics and Input-Output Measures for School Library Media Centers in Colorado 2000

| SCHOOL IDENTIFICATION                 | Service Hours Per Typical Week |                     |                       |                     | Library Media Staffing Per Typical Week |               |                 |                       |                         |                        |                        |
|---------------------------------------|--------------------------------|---------------------|-----------------------|---------------------|---|---------------|-----------------|-----------------------|-------------------------|------------------------|------------------------|
|                                       | Enrollment                     | Open - School Hours | Closed - School Hours | Hours After 4:00 PM | Summer Hours                            | Number of LMS | Total Hours LMS | Number of other staff | Total hours other staff | Number of entire staff | Hours for entire staff |
| <b>Combined Under 300 (Continued)</b> |                                |                     |                       |                     |   |               |                 |                       |                         |                        |                        |
| HANOVER JR-SR HIGH SCHOOL             | 104                            | 30                  | 0                     | 3                   | 0                                       | 0             | 0               | 1                     | 33                      | 1                      | 33                     |
| PEETZ JR-SR HIGH SCHOOL               | 102                            | 40                  | 0                     | 0                   | 0                                       | 0             | 0               | 1                     | 40                      | 1                      | 40                     |
| EADS HIGH SCHOOL                      | 99                             | 36                  | 0                     | 4                   | 0                                       | 1             | 48              | 2                     | 51                      | 3                      | 99                     |
| OTIS JR-SR HIGH SCHOOL                | 94                             | 40                  | 2                     | 2                   | 0                                       | 1             | 11              | 1                     | 4                       | 2                      | 15                     |
| RIDGWAY HIGH SCHOOL                   | 90                             | 43                  | 0                     | 0                   | 0                                       | 1             | 43              | 2                     | 40                      | 3                      | 83                     |
| DEER TRAIL JR-SR HIGH SCH             | 89                             | 40                  | 0                     | 11                  | 30                                      | 0             | 0               | 1                     | 40                      | 1                      | 40                     |
| STRATTON SENIOR HIGH SCH              | 86                             | 38                  | 2                     | 0                   | 0                                       | 0             | 0               | 1                     | 38                      | 1                      | 38                     |
| OURAY SENIOR HIGH SCHOOL              | 84                             | 48                  | 0                     | 5                   | 0                                       | 1             | 55              | 1                     | 20                      | 2                      | 75                     |
| WOODLIN UNDIVIDED HIGH SCH            | 84                             | 36                  | 4                     | 8                   | 0                                       | 0             | 0               | 1                     | 40                      | 1                      | 40                     |
| FLEMING HIGH SCHOOL                   | 81                             | 32                  | 0                     | 8                   | 20                                      | 1             | 20              | 3                     | 72                      | 4                      | 92                     |
| BRIGGS DALE UNDIV HIGH SCH            | 76                             | 40                  | 0                     | 3                   | 0                                       | 1             | 3               | 1                     | 32                      | 2                      | 35                     |
| AGUILAR JR-SR HIGH SCHOOL             | 75                             | 35                  | 0                     | 5                   | 10                                      | 0             | 0               | 1                     | 40                      | 1                      | 40                     |
| BETHUNE JR-SR HIGH SCHOOL             | 75                             | 8                   | 0                     | 0                   | 0                                       | 1             | 40              | 0                     | 0                       | 1                      | 40                     |
| KIT CARSON JR-SR HIGH SCH             | 74                             | 40                  | 0                     | 2                   | 0                                       | 1             | 40              | 0                     | 0                       | 1                      | 40                     |
| CREEDE JR-SR HIGH SCHOOL              | 72                             | 32                  | 0                     | 2                   | 4                                       | 0             | 0               | 1                     | 34                      | 1                      | 34                     |
| MOUNTAIN VALLEY SENIOR HIGH           | 65                             | 34                  | 1                     | 2                   | 9                                       | 1             | 34              | 1                     | 40                      | 1                      | 40                     |
| LIBERTY JR-SR HIGH SCHOOL             | 64                             | 40                  | 0                     | 0                   | 0                                       | 0             | 0               | 1                     | 40                      | 1                      | 40                     |
| PRAIRIE JR-SR HIGH SCHOOL             | 60                             | 40                  | 0                     | 0                   | 0                                       | 0             | 0               | 1                     | 40                      | 1                      | 40                     |
| PAWNEE JR-SR HIGH SCHOOL              | 59                             | 35                  | 0                     | 0                   | 0                                       | 1             | 23              | 0                     | 0                       | 1                      | 23                     |
| WELDON VALLEY HIGH SCHOOL             | 59                             | 36                  | 0                     | 0                   | 1                                       | 0             | 0               | 1                     | 36                      | 1                      | 36                     |
| LONE STAR UNDIV HIGH SCHOOL           | 52                             | 28                  | 1                     | 0                   | 0                                       | 1             | 4               | 3                     | 28                      | 4                      | 32                     |
| HI PLAINS UNDIV HIGH SCHOOL           | 52                             | 16                  | 20                    | 0                   | 0                                       | 1             | 16              | 0                     | 0                       | 1                      | 16                     |
| PRITCHETT UNDIV HIGH SCHOOL           | 49                             | 32                  | 0                     | 0                   | 0                                       | 1             | 8               | 1                     | 32                      | 2                      | 40                     |
| AGATE JR-SR HIGH SCHOOL               | 48                             | 35                  | 0                     | 0                   | 0                                       | 0             | 0               | 1                     | 35                      | 1                      | 35                     |
| PLAINVIEW JR-SR HIGH SCHOOL           | 47                             | 35                  | 3                     | 0                   | 0                                       | 1             | 35              | 1                     | 35                      | 1                      | 35                     |
| LAKE CITY HIGH SCHOOL                 | 15                             | 32                  | 0                     | 4                   | 0                                       | 0             | 0               | 1                     | 8                       | 1                      | 8                      |
| <b>Average</b>                        | <b>115</b>                     | <b>36</b>           | <b>2</b>              | <b>2</b>            | <b>3</b>                                | <b>1</b>      | <b>19</b>       | <b>1</b>              | <b>33</b>               | <b>2</b>               | <b>48</b>              |

## Statistics and Input-Output Measures for School Library Media Centers in Colorado 2000

### Activities of Paid Staff Per Typical Week

#### Collaboration

| SCHOOL IDENTIFICATION       | Enrollment | Plan with Teachers |              | Co-op Teaching |              | Providing Inservice |              | Providing Inservice |              | Read/Incentive Activities |              | Read/Incentive Activities |              | Collection Development |              | Collection Development |              |  |
|-----------------------------|------------|--------------------|--------------|----------------|--------------|---------------------|--------------|---------------------|--------------|---------------------------|--------------|---------------------------|--------------|------------------------|--------------|------------------------|--------------|--|
|                             |            | Contract           | Non-Contract | Contract       | Non-Contract | Contract            | Non-Contract | Contract            | Non-Contract | Contract                  | Non-Contract | Contract                  | Non-Contract | Contract               | Non-Contract | Contract               | Non-Contract |  |
| <b>Combined Under 300</b>   |            |                    |              |                |              |                     |              |                     |              |                           |              |                           |              |                        |              |                        |              |  |
| WIGGINS JR-SR HIGH SCHOOL   | 269        | 12                 | 9            | 14             | 0            | 20                  | 0            | 0                   | 0            | 0                         | 0            | 0                         | 0            | 3                      | 3            | 0                      | 3            |  |
| HIGHLAND HIGH SCHOOL        | 269        | 2                  |              | 8              |              | 0                   |              |                     |              | 4                         |              |                           |              | 4                      |              |                        | 4            |  |
| CRIPPLE CREEK-VICTOR JR-SR  | 236        | 6                  |              | 10             |              | 3                   |              |                     |              | 20                        |              |                           |              | 12                     |              |                        | 12           |  |
| BYERS JR/SR HIGH SCHOOL     | 213        | 1                  |              | 6              |              | 0                   |              |                     |              | 9                         |              |                           |              | 13                     |              |                        | 13           |  |
| STRASBURG HIGH SCHOOL       | 197        | 0                  |              | 0              |              | 0                   |              |                     |              | 0                         |              |                           |              | 9                      |              |                        | 9            |  |
| CROWLEY COUNTY HIGH SCHOOL  | 194        | 2                  | -1           | 7              | -1           | 1                   | -1           | -1                  | -1           | 10                        | -1           | -1                        | -1           | 2                      | 2            | -1                     | -1           |  |
| COTOPAXI JR-SR HIGH SCHOOL  | 182        | 1                  |              | 4              |              | 0                   |              |                     |              | 10                        |              |                           |              | 4                      |              |                        | 4            |  |
| DOLORES HIGH SCHOOL         | 171        | 1                  |              | 4              |              | 1                   |              |                     |              | 1                         |              |                           |              | 10                     |              |                        | 10           |  |
| CYCC ALTERNATIVE SCHOOL     | 170        | 4                  |              | 1              |              | 0                   |              |                     |              | 2                         |              |                           |              | 4                      |              |                        | 4            |  |
| NORTH PARK JR-SR HIGH SCH   | 161        | 5                  | 2            | 5              | 2            | 0                   | 0            | 0                   | 0            | 5                         | 0            | 2                         | 2            | 5                      | 5            | 0                      | 0            |  |
| GENOA-HUGO MS-SR HIGH SCH   | 156        | 2                  |              | 4              |              | 1                   |              |                     |              | 1                         |              |                           |              | 1                      |              |                        | 1            |  |
| TELLURIDE HIGH SCHOOL       | 149        | 5                  |              | 16             |              | 5                   |              |                     |              | 3                         |              |                           |              | 3                      |              |                        | 3            |  |
| LA VETA JR-SR HIGH SCHOOL   | 149        | 4                  | 2            | 2              | 0            | 0                   | 0            | 0                   | 0            | 4                         | 0            | 0                         | 0            | 4                      | 4            | 0                      | 4            |  |
| SIERRA GRANDE JR-SR HIGH    | 142        | 4                  |              | 7              |              | 2                   |              |                     |              | 5                         |              |                           |              | 7                      |              |                        | 7            |  |
| MERINO JR SR HIGH SCHOOL    | 137        | 0                  | 0            | 10             |              | 0                   |              |                     |              | 5                         |              |                           |              | 5                      |              |                        | 5            |  |
| ANTONITO HIGH SCHOOL        | 136        | 5                  |              | 5              |              | 0                   |              |                     |              | 1                         |              |                           |              | 5                      |              |                        | 5            |  |
| SOROCO HIGH SCHOOL          | 136        | 1                  |              | 0              |              | 0                   |              |                     |              | 0                         |              |                           |              | 5                      |              |                        | 5            |  |
| GRANADA UNDIVIDED HIGH SCH  | 132        | 1                  |              | 16             |              | 0                   |              |                     |              | 2                         |              |                           |              | 5                      |              |                        | 5            |  |
| FOWLER HIGH SCHOOL          | 130        | 20                 |              | 10             |              | 10                  |              |                     |              | 10                        |              |                           |              | 10                     |              |                        | 10           |  |
| KIOWA HIGH SCHOOL           | 123        | 5                  |              | 10             |              | 2                   |              |                     |              | 3                         |              |                           |              | 1                      |              |                        | 1            |  |
| MCCCLAVE UNDIVIDED HIGH SCH | 122        | 6                  | 1            | 8              | 0            | 2                   | 1            | 1                   | 1            | 4                         | 0            | 0                         | 0            | 8                      | 8            | 0                      | 2            |  |
| SPRINGFIELD HIGH SCHOOL     | 119        | 15                 |              | 10             |              | 5                   |              |                     |              | 5                         |              |                           |              | 15                     |              |                        | 15           |  |
| SIMLA HIGH SCHOOL           | 109        | 2                  |              | 1              |              | 1                   |              |                     |              | 2                         |              |                           |              | 20                     |              |                        | 20           |  |
| HOEHNE HIGH SCHOOL          | 106        | 0                  |              | 0              |              | 0                   |              |                     |              | 4                         |              |                           |              | 3                      |              |                        | 3            |  |
| FLAGLER JR-SR HIGH SCHOOL   | 105        | 7                  |              | 5              | 10           | 0                   |              |                     |              | 8                         |              |                           |              | 3                      |              |                        | 3            |  |

## Statistics and Input-Output Measures for School Library Media Centers in Colorado 2000

### Activities of Paid Staff Per Typical Week Collaboration

| SCHOOL IDENTIFICATION                 | Enrollment | Plan with Teachers |              | Co-op Teaching |              | Providing Inservice |              | Read/Incentive Activities |              | Read/Incentive Activities |              | Collection Development |              |
|---------------------------------------|------------|--------------------|--------------|----------------|--------------|---------------------|--------------|---------------------------|--------------|---------------------------|--------------|------------------------|--------------|
|                                       |            | Contract           | Non-Contract | Contract       | Non-Contract | Contract            | Non-Contract | Contract                  | Non-Contract | Contract                  | Non-Contract | Contract               | Non-Contract |
| <b>Combined Under 300 (Continued)</b> |            |                    |              |                |              |                     |              |                           |              |                           |              |                        |              |
| HANOVER JR-SR HIGH SCHOOL             | 104        | 3                  |              | 8              |              | 0                   |              | 1                         |              | 2                         |              | 2                      |              |
| PEETZ JR-SR HIGH SCHOOL               | 102        | 1                  |              | 12             |              | 0                   |              | 2                         |              | 1                         |              | 1                      |              |
| EADS HIGH SCHOOL                      | 99         | 8                  |              | 8              |              | 2                   |              | 10                        |              | 12                        |              | 3                      |              |
| OTIS JR-SR HIGH SCHOOL                | 94         | 1                  |              | 2              |              | 1                   |              | 1                         | 1            | 3                         |              | 2                      |              |
| RIDGWAY HIGH SCHOOL                   | 90         | 5                  |              | 10             |              | 3                   |              | 10                        |              | 2                         |              | 7                      |              |
| DEER TRAIL JR-SR HIGH SCH             | 89         | 2                  |              | 3              |              | 0                   |              | 3                         |              | 7                         |              | 1                      |              |
| STRATTON SENIOR HIGH SCH              | 86         | 2                  |              | 4              | 1            |                     |              | 6                         |              | 2                         |              | 2                      |              |
| OURAY SENIOR HIGH SCHOOL              | 84         | 10                 |              | 6              |              | 2                   |              | 4                         |              | 2                         |              | 2                      |              |
| WOODLIN UNDIVIDED HIGH SCH            | 84         | 4                  |              | 14             |              | 0                   |              | 4                         |              | 2                         |              | 1                      |              |
| FLEMING HIGH SCHOOL                   | 81         | 2                  |              | 40             |              | 2                   |              | 2                         |              | 1                         |              | 10                     |              |
| BRIGGS DALE UNDIV HIGH SCH            | 76         | 0                  |              | 2              |              | 0                   |              | 0                         |              | 0                         |              | 1                      |              |
| AGUILAR JR-SR HIGH SCHOOL             | 75         | 4                  |              | 5              |              | 1                   |              | 10                        |              | 1                         |              | 6                      |              |
| BETHUNE JR-SR HIGH SCHOOL             | 75         | 2                  |              | 8              |              | 1                   |              | 1                         |              | 6                         |              | 2                      |              |
| KIT CARSON JR-SR HIGH SCH             | 74         | 2                  |              | 5              |              | 0                   |              | 4                         |              | 2                         |              | 2                      |              |
| CREEDE JR-SR HIGH SCHOOL              | 72         | 4                  |              | 2              |              | 0                   |              | 2                         |              | 1                         |              | 1                      |              |
| MOUNTAIN VALLEY SENIOR HIGH           | 65         | 2                  |              | 2              |              | 1                   |              | 2                         |              | 2                         |              | 2                      |              |
| LIBERTY JR-SR HIGH SCHOOL             | 64         | 4                  |              | 10             |              | 0                   |              | 0                         |              | 2                         |              | 2                      |              |
| PRAIRIE JR-SR HIGH SCHOOL             | 60         | 1                  |              | 4              |              | 0                   |              | 2                         |              | 1                         |              | 1                      |              |
| PAWNEE JR-SR HIGH SCHOOL              | 59         | 1                  |              | 7              |              | 1                   |              | 3                         |              | 2                         |              | 0                      |              |
| WELDON VALLEY HIGH SCHOOL             | 59         | 17                 |              | 5              | 0            | 0                   |              | 3                         |              | 0                         |              | 0                      |              |
| LONE STAR UNDIV HIGH SCHOOL           | 52         | 2                  |              | 2              |              | 0                   |              | 2                         |              | 2                         |              | 2                      |              |
| HI PLAINS UNDIV HIGH SCHOOL           | 52         | 1                  |              | 2              | 0            | 0                   |              | 2                         |              | 1                         |              | 1                      |              |
| PRITCHETT UNDIV HIGH SCHOOL           | 49         | 3                  |              | 1              |              | 0                   |              | 4                         |              | 4                         |              | 4                      |              |
| AGATE JR-SR HIGH SCHOOL               | 48         | 2                  |              | 5              |              | 0                   |              | 5                         |              | 10                        |              | 5                      |              |
| PLAINVIEW JR-SR HIGH SCHOOL           | 47         | 2                  |              | 1              |              | 1                   |              | 6                         |              | 5                         |              | 1                      |              |
| LAKE CITY HIGH SCHOOL                 | 15         | 2                  |              | 0              |              | 0                   |              | 3                         |              | 1                         |              | 1                      |              |
| <b>Average</b>                        | <b>115</b> | <b>4</b>           |              | <b>6</b>       | <b>2</b>     | <b>1</b>            |              | <b>4</b>                  | <b>0</b>     | <b>5</b>                  |              | <b>5</b>               | <b>2</b>     |



## Statistics and Input-Output Measures for School Library Media Centers in Colorado 2000

### Activities of Paid Staff Per Typical Week (Continued)

| SCHOOL IDENTIFICATION      | Enrollment | Meeting w/ Library Staff |              | Meeting w/ Administrators |              | Meeting w/ Faculty &/or Staff |              | Curriculum &/or Standards |              |
|----------------------------|------------|--------------------------|--------------|---------------------------|--------------|-------------------------------|--------------|---------------------------|--------------|
|                            |            | Contract                 | Non-Contract | Contract                  | Non-Contract | Contract                      | Non-Contract | Contract                  | Non-Contract |
| <b>Combined Under 300</b>  |            |                          |              |                           |              |                               |              |                           |              |
| WIGGINS JR-SR HIGH SCHOOL  | 269        | 0                        | 0            | 0                         | 0            | 1                             | 0            | 1                         | 0            |
| HIGHLAND HIGH SCHOOL       | 269        | 0                        | 0            | 0                         | 0            | 1                             | 0            | 0                         | 0            |
| CRIPPLE CREEK-VICTOR JR-SR | 236        | 2                        | 2            | 2                         | 2            | 2                             | 1            | 1                         | 1            |
| BYERS JR/SR HIGH SCHOOL    | 213        | 1                        | 1            | 1                         | 1            | 1                             | 0            | 0                         | 0            |
| STRASBURG HIGH SCHOOL      | 197        | 0                        | 0            | 0                         | 0            | 1                             | 0            | 0                         | 0            |
| CROWLEY COUNTY HIGH SCHOOL | 194        | 0                        | -1           | 0                         | -1           | 1                             | -1           | 0                         | -1           |
| COTOPAXI JR-SR HIGH SCHOOL | 182        | 0                        | 0            | 0                         | 0            | 1                             | 0            | 0                         | 0            |
| DOLORES HIGH SCHOOL        | 171        | 1                        | 1            | 1                         | 1            | 1                             | 1            | 1                         | 1            |
| CYCC ALTERNATIVE SCHOOL    | 170        | 0                        | 0            | 1                         | 1            | 1                             | 0            | 0                         | 0            |
| NORTH PARK JR-SR HIGH SCH  | 161        | 0                        | 0            | 1                         | 0            | 1                             | 0            | 1                         | 0            |
| GENOA-HUGO MS-SR HIGH SCH  | 156        | 1                        | 1            | 1                         | 1            | 1                             | 1            | 1                         | 1            |
| TELLURIDE HIGH SCHOOL      | 149        | 1                        | 1            | 1                         | 1            | 1                             | 2            | 1                         | 1            |
| LA VETA JR-SR HIGH SCHOOL  | 149        | 2                        | 0            | 2                         | 0            | 1                             | 0            | 1                         | 0            |
| SIERRA GRANDE JR-SR HIGH   | 142        | 2                        | 0            | 2                         | 0            | 2                             | 0            | 2                         | 0            |
| MERINO JR SR HIGH SCHOOL   | 137        | 1                        | 1            | 1                         | 1            | 1                             | 1            | 0                         | 0            |
| ANTONITO HIGH SCHOOL       | 136        | 0                        | 0            | 1                         | 1            | 1                             | 1            | 1                         | 1            |
| SOROCO HIGH SCHOOL         | 136        | 2                        | 0            | 1                         | 0            | 0                             | 0            | 0                         | 0            |
| GRANADA UNDIVIDED HIGH SCH | 132        | 0                        | 0            | 1                         | 0            | 0                             | 0            | 0                         | 0            |
| FOWLER HIGH SCHOOL         | 130        | 4                        | 4            | 2                         | 2            | 2                             | 1            | 1                         | 1            |
| KIOWA HIGH SCHOOL          | 123        | 1                        | 1            | 1                         | 1            | 1                             | 1            | 3                         | 0            |
| MCCLAVE UNDIVIDED HIGH SCH | 122        | 1                        | 0            | 2                         | 0            | 1                             | 0            | 1                         | 0            |
| SPRINGFIELD HIGH SCHOOL    | 119        | 5                        | 5            | 5                         | 5            | 5                             | 10           | 10                        | 10           |
| SIMLA HIGH SCHOOL          | 109        | 1                        | 1            | 1                         | 1            | 1                             | 1            | 1                         | 1            |
| HOEHNE HIGH SCHOOL         | 106        | 0                        | 0            | 0                         | 0            | 1                             | 0            | 0                         | 0            |
| FLAGLER JR-SR HIGH SCHOOL  | 105        | 0                        | 0            | 1                         | 1            | 4                             | 4            | 0                         | 0            |

## Statistics and Input-Output Measures for School Library Media Centers in Colorado 2000

### Activities of Paid Staff Per Typical Week (Continued)

#### Leadership

| SCHOOL IDENTIFICATION                 | Enrollment | Meeting w/ Library Staff |              | Meeting w/ Administrators |              | Faculty &/or Staff Meetings |              | Curriculum &/or Standards |              |
|---------------------------------------|------------|--------------------------|--------------|---------------------------|--------------|-----------------------------|--------------|---------------------------|--------------|
|                                       |            | Contract                 | Non-Contract | Contract                  | Non-Contract | Contract                    | Non-Contract | Contract                  | Non-Contract |
| <b>Combined Under 300 (Continued)</b> |            |                          |              |                           |              |                             |              |                           |              |
| HANOVER JR-SR HIGH SCHOOL             | 104        | 0                        |              | 1                         |              | 1                           |              | 1                         |              |
| PEETZ JR-SR HIGH SCHOOL               | 102        | 1                        |              | 1                         |              | 0                           |              | 3                         |              |
| EADS HIGH SCHOOL                      | 99         | 2                        |              | 8                         |              | 4                           |              | 4                         |              |
| OTIS JR-SR HIGH SCHOOL                | 94         | 1                        |              | 1                         |              | 1                           |              | 1                         |              |
| RIDGWAY HIGH SCHOOL                   | 90         | 3                        |              | 1                         |              | 2                           |              | 1                         |              |
| DEER TRAIL JR-SR HIGH SCH             | 89         | 1                        |              | 1                         |              | 1                           |              | 1                         |              |
| STRATTON SENIOR HIGH SCH              | 86         | 1                        |              | 1                         |              | 1                           |              |                           |              |
| OURAY SENIOR HIGH SCHOOL              | 84         | 2                        |              | 2                         |              | 3                           |              | 1                         |              |
| WOODLIN UNDIVIDED HIGH SCH            | 84         | 0                        |              | 2                         |              | 1                           |              | 0                         | 1            |
| FLEMING HIGH SCHOOL                   | 81         | 2                        |              | 5                         |              | 1                           |              | 0                         |              |
| BRIGGS DALE UNDIV HIGH SCH            | 76         |                          |              | 1                         |              | 1                           |              | 1                         |              |
| AGUILAR JR-SR HIGH SCHOOL             | 75         | 1                        |              | 1                         |              | 1                           |              | 1                         |              |
| BETHUNE JR-SR HIGH SCHOOL             | 75         | 1                        |              | 1                         |              | 1                           |              | 4                         |              |
| KIT CARSON JR-SR HIGH SCH             | 74         | 0                        |              | 1                         |              | 1                           |              | 8                         |              |
| CREEDE JR-SR HIGH SCHOOL              | 72         | 0                        |              | 1                         |              | 1                           |              | 0                         |              |
| MOUNTAIN VALLEY SENIOR HIGH           | 65         | 1                        |              | 2                         |              | 1                           |              | 1                         |              |
| LIBERTY JR-SR HIGH SCHOOL             | 64         | 0                        |              | 1                         |              | 0                           |              | 0                         |              |
| PRAIRIE JR-SR HIGH SCHOOL             | 60         | 0                        |              | 1                         |              | 1                           |              | 1                         |              |
| PAWNEE JR-SR HIGH SCHOOL              | 59         | 0                        |              | 0                         |              | 1                           |              | 1                         |              |
| WELDON VALLEY HIGH SCHOOL             | 59         | 1                        | 0            | 1                         | 0            | 0                           | 0            | 0                         | 0            |
| LONE STAR UNDIV HIGH SCHOOL           | 52         | 0                        | 0            | 0                         | 0            | 1                           | 0            | 0                         | 0            |
| HI PLAINS UNDIV HIGH SCHOOL           | 52         | 0                        | 0            | 1                         | 0            | 0                           | 0            | 1                         | 0            |
| PRITCHETT UNDIV HIGH SCHOOL           | 49         | 2                        |              | 2                         |              | 1                           |              | 2                         |              |
| AGATE JR-SR HIGH SCHOOL               | 48         | 0                        |              | 1                         |              | 0                           |              | 0                         |              |
| PLAINVIEW JR-SR HIGH SCHOOL           | 47         | 0                        |              | 0                         |              | 0                           |              | 0                         |              |
| LAKE CITY HIGH SCHOOL                 | 15         | 0                        |              | 1                         |              | 0                           |              | 0                         |              |
| <b>Average</b>                        | <b>115</b> | <b>1</b>                 | <b>0</b>     | <b>1</b>                  | <b>0</b>     | <b>1</b>                    | <b>0</b>     | <b>1</b>                  | <b>0</b>     |

## Statistics and Input-Output Measures for School Library Media Centers in Colorado 2000

| SCHOOL IDENTIFICATION       | Activities of Paid Staff Per Typical Week (Continued) |            |            |              |            |              |           |            |              |          |                       |                                    |
|-----------------------------|---|------------|------------|--------------|------------|--------------|-----------|------------|--------------|----------|-----------------------|------------------------------------|
|                             | Enrollment  | Technology |            |              | Managing   |              |           | Other      |              |          | Totals                |                                    |
|                             |   | Contract   | Technology | Non-Contract | Technology | Non-Contract | All Other | Activities | Non-Contract | Contract | Paid Staff Weekly/Hrs | Paid Staff Weekly/Hrs Non-Contract |
| <b>Combined Under 300</b>   |   |            |            |              |            |              |           |            |              |          |                       |                                    |
| WIGGINS JR-SR HIGH SCHOOL   | 269   | 12         | 0          | 12           | 0          | 0            | 12        | 0          | 0            | 75       | 12                    |                                    |
| HIGHLAND HIGH SCHOOL        | 269   | 4          |            | 40           |            |              | 40        |            |              | 63       |                       |                                    |
| CRIPPLE CREEK-VICTOR JR-SR  | 236   | 4          |            | 42           |            |              | 42        |            |              | 104      |                       |                                    |
| BYERS JR/SR HIGH SCHOOL     | 213   | 1          |            | 10           |            |              | 10        |            |              | 42       | 0                     |                                    |
| STRASBURG HIGH SCHOOL       | 197   | 5          |            | 35           |            |              | 35        |            |              | 50       |                       |                                    |
| CROWLEY COUNTY HIGH SCHOOL  | 194   | 2          | -1         | 15           |            |              | 15        | -1         |              | 40       | -1                    |                                    |
| COTOPAXI JR-SR HIGH SCHOOL  | 182   | 5          |            | 24           |            |              | 24        |            |              | 48       | 0                     |                                    |
| DOLORES HIGH SCHOOL         | 171   | 10         |            | 9            |            |              | 9         |            |              | 40       | 0                     |                                    |
| CYCC ALTERNATIVE SCHOOL     | 170   | 10         |            | 10           |            |              | 10        |            |              | 32       | 0                     |                                    |
| NORTH PARK JR-SR HIGH SCH   | 161   | 5          | 1          | 12           |            |              | 12        | 0          |              | 40       | 7                     |                                    |
| GENOA-HUGO MS-SR HIGH SCH   | 156   | 2          |            | 10           |            |              | 10        |            |              | 23       | 0                     |                                    |
| TELLURIDE HIGH SCHOOL       | 149   | 6          |            | 20           |            |              | 20        |            |              | 60       | 8                     |                                    |
| LA VETA JR-SR HIGH SCHOOL   | 149   | 4          | 0          | 40           |            |              | 40        | 0          |              | 64       | 10                    |                                    |
| SIERRA GRANDE JR-SR HIGH    | 142   | 2          |            | 3            |            |              | 3         |            |              | 36       | 0                     |                                    |
| MERINO JR SR HIGH SCHOOL    | 137   | 5          |            | 12           |            |              | 12        |            |              | 40       | 0                     |                                    |
| ANTONITO HIGH SCHOOL        | 136   | 6          |            | 8            |            |              | 8         |            |              | 32       | 0                     |                                    |
| SOROCO HIGH SCHOOL          | 136   | 50         |            | 17           |            |              | 17        |            |              | 75       | 0                     |                                    |
| GRANADA UNDIVIDED HIGH SCH  | 132   | 0          |            | 26           |            |              | 26        |            |              | 50       | 0                     |                                    |
| FOWLER HIGH SCHOOL          | 130   | 40         |            | 1            |            |              | 1         |            |              | 110      | 0                     |                                    |
| KIOWA HIGH SCHOOL           | 123   | 5          |            | 8            |            |              | 8         |            |              | 40       | 0                     |                                    |
| MCCLAIVE UNDIVIDED HIGH SCH | 122   | 2          | 1          | 15           |            |              | 15        | 0          |              | 49       | 5                     |                                    |
| SPRINGFIELD HIGH SCHOOL     | 119   | 20         |            | 25           |            |              | 25        |            |              | 120      | 0                     |                                    |
| SIMLA HIGH SCHOOL           | 109   | 1          |            | 5            |            |              | 5         |            |              | 36       | 0                     |                                    |
| HOEHNE HIGH SCHOOL          | 106   | 1          |            | 28           |            |              | 28        |            |              | 36       | 0                     |                                    |
| FLAGLER JR-SR HIGH SCHOOL   | 105   | 10         | 0          |              |            |              |           | 4          |              | 38       | 21                    |                                    |

**Statistics and Input-Output Measures for  
School Library Media Centers in Colorado 2000**

| SCHOOL IDENTIFICATION                 | Activities of Paid Staff Per Typical Week (Continued) |                                    |  |                                     |   |                                    |  |                                     |   |                                      |  |  |
|---------------------------------------|---|------------------------------------|--|-------------------------------------|---|------------------------------------|--|-------------------------------------|---|--------------------------------------|--|--|
|                                       | Technology  |                                    |  |                                     |   | Other                              |  |                                     |   |                                      | Totals                                   |  |
|                                       | Enroll-<br>ment                                       | Managing<br>Technology<br>Contract | Managing<br>Technology<br>Non-Contract | All Other<br>Activities<br>Contract | All Other<br>Activities<br>Non-Contract | Managing<br>Technology<br>Contract | Managing<br>Technology<br>Non-Contract | All Other<br>Activities<br>Contract | All Other<br>Activities<br>Non-Contract | Paid Staff<br>Weekly/Hrs<br>Contract | Paid Staff<br>Weekly/Hrs<br>Non-Contract |  |
| <b>Combined Under 300 (Continued)</b> |   |                                    |  |                                     |   |                                    |  |                                     |   |                                      |  |  |
| HANOVER JR-SR HIGH SCHOOL             | 104   | 8                                  |  | 9                                   |   |                                    |  |                                     |   | 33                                   | 0  |  |
| PEETZ JR-SR HIGH SCHOOL               | 102   | 10                                 |  | 10                                  |   |                                    |  |                                     |   | 40                                   | 0  |  |
| EADS HIGH SCHOOL                      | 99  | 12                                 |  | 29                                  |   |                                    |  |                                     |   | 99                                   |  |  |
| OTIS JR-SR HIGH SCHOOL                | 94  | 1                                  |  | 2                                   | 1                                       |                                    |  |                                     |   | 15                                   |  |  |
| RIDGWAY HIGH SCHOOL                   | 90  | 10                                 |  | 36                                  |   |                                    |  |                                     |   | 83                                   | 0  |  |
| DEER TRAIL JR-SR HIGH SCH             | 89  | 5                                  |  | 6                                   |   |                                    |  |                                     |   | 30                                   | 0  |  |
| STRATTON SENIOR HIGH SCH              | 86  | 2                                  |  | 26                                  |   |                                    |  |                                     |   | 38                                   | 2  |  |
| OURAY SENIOR HIGH SCHOOL              | 84  | 10                                 | 2                                      | 31                                  | 3                                       |                                    |  |                                     |   | 75                                   | 10                                       |  |
| WOODLIN UNDIVIDED HIGH SCH            | 84  | 10                                 |  | 3                                   | 10                                      |                                    |  |                                     |   | 40                                   | 17                                       |  |
| FLEMING HIGH SCHOOL                   | 81  | 4                                  |  | 33                                  |   |                                    |  |                                     |   | 92                                   | 0  |  |
| BRIGGSDALE UNDIV HIGH SCH             | 76  | 1                                  |  | 20                                  |   |                                    |  |                                     |   | 35                                   | 0  |  |
| AGUILAR JR-SR HIGH SCHOOL             | 75  | 3                                  |  | 13                                  |   |                                    |  |                                     |   | 37                                   | 5  |  |
| BETHUNE JR-SR HIGH SCHOOL             | 75  | 1                                  |  | 12                                  |   |                                    |  |                                     |   | 40                                   |  |  |
| KIT CARSON JR-SR HIGH SCH             | 74  | 8                                  |  | 5                                   |   |                                    |  |                                     |   | 40                                   | 0  |  |
| CREEDE JR-SR HIGH SCHOOL              | 72  | 2                                  |  | 20                                  |   |                                    |  |                                     |   | 34                                   | 0  |  |
| MOUNTAIN VALLEY SENIOR HIGH           | 65  | 4                                  |  | 18                                  |   |                                    |  |                                     |   | 34                                   | 1  |  |
| LIBERTY JR-SR HIGH SCHOOL             | 64  | 10                                 |  | 13                                  |   |                                    |  |                                     |   | 40                                   | 0  |  |
| PRAIRIE JR-SR HIGH SCHOOL             | 60  | 2                                  |  | 29                                  |   |                                    |  |                                     |   | 40                                   | 0  |  |
| PAWNEE JR-SR HIGH SCHOOL              | 59  | 3                                  |  | 5                                   |   |                                    |  |                                     |   | 23                                   | 0  |  |
| WELDON VALLEY HIGH SCHOOL             | 59  | 5                                  | 0                                      | 5                                   | 0                                       |                                    |  |                                     |   | 36                                   | 0  |  |
| LONE STAR UNDIV HIGH SCHOOL           | 52  | 20                                 |  | 4                                   |   |                                    |  |                                     |   | 32                                   | 0  |  |
| HI PLAINS UNDIV HIGH SCHOOL           | 52  | 3                                  | 0                                      | 5                                   | 0                                       |                                    |  |                                     |   | 16                                   | 0  |  |
| PRITCHETT UNDIV HIGH SCHOOL           | 49  | 10                                 |  | 3                                   |   |                                    |  |                                     |   | 32                                   | 0  |  |
| AGATE JR-SR HIGH SCHOOL               | 48  | 5                                  |  | 7                                   |   |                                    |  |                                     |   | 35                                   | 0  |  |
| PLAINVIEW JR-SR HIGH SCHOOL           | 47  | 10                                 |  | 10                                  |   |                                    |  |                                     |   | 35                                   | 0  |  |
| LAKE CITY HIGH SCHOOL                 | 15  | 0                                  |  | 2                                   |   |                                    |  |                                     |   | 8                                    | 0  |  |
| <b>Average</b>                        | <b>115</b>  | <b>7</b>                           | <b>0</b>                               | <b>16</b>                           | <b>2</b>                                | <b>0</b>                           | <b>16</b>                              | <b>2</b>                            | <b>47</b>                               | <b>2</b>                             | <b>2</b>                                 |  |



## Statistics and Input-Output Measures for School Library Media Centers in Colorado 2000

### Computers with Access to School Library Resources

| SCHOOL IDENTIFICATION      | Enroll-<br>ment | Total Computers |                        | Computers With Access to... |                        |            |                        | Catalogue              |                        | Databases  |                        |     |
|----------------------------|-----------------|-----------------|------------------------|-----------------------------|------------------------|------------|------------------------|------------------------|------------------------|------------|------------------------|-----|
|                            |                 | Library         | Elsewhere<br>In School | Internet                    |                        | Catalogue  |                        | elsewhere<br>in School | elsewhere<br>in School | in Library | elsewhere<br>in School |     |
|                            |                 |                 |                        | in Library                  | elsewhere<br>in School | in Library | elsewhere<br>in School |                        |                        |            |                        |     |
| <b>Combined Under 300</b>  |                 |                 |                        |                             |                        |            |                        |                        |                        |            |                        |     |
| WIGGINS JR-SR HIGH SCHOOL  | 269             | 10              | 195                    | 10                          | 195                    | 10         | 195                    | 10                     | 195                    | 10         | 195                    | 195 |
| HIGHLAND HIGH SCHOOL       | 269             | 5               | 100                    | 5                           | 100                    | 5          | 100                    | 5                      | 100                    | 5          | 100                    | 0   |
| CRIPPLE CREEK-VICTOR JR-SR | 236             | 15              | 0                      | 15                          | 0                      | 14         | 0                      | 14                     | 0                      | 3          | 0                      | 0   |
| BYERS JR/SR HIGH SCHOOL    | 213             | 1               | 0                      | 1                           | 0                      | 1          | 0                      | 1                      | 0                      | 1          | 0                      | 0   |
| STRASBURG HIGH SCHOOL      | 197             | 5               | 52                     | 5                           | 52                     | 5          | 52                     | 5                      | 52                     | 5          | 52                     | 52  |
| CROWLEY COUNTY HIGH SCHOOL | 194             | 6               | 175                    | 6                           | 175                    | 6          | 175                    | 6                      | 175                    | 6          | 175                    | 175 |
| COTOPAXI JR-SR HIGH SCHOOL | 182             | 8               | 83                     | 8                           | 71                     | 8          | 71                     | 8                      | 71                     | 8          | 71                     | 71  |
| DOLORES HIGH SCHOOL        | 171             | 6               |                        | 5                           |                        | 2          |                        | 2                      |                        | 5          |                        | 5   |
| CYCC ALTERNATIVE SCHOOL    | 170             | 6               |                        | 6                           |                        | 6          |                        | 6                      |                        | 0          |                        | 0   |
| NORTH PARK JR-SR HIGH SCH  | 161             | 8               | 14                     | 8                           | 14                     | 8          | 14                     | 8                      | 14                     | 8          | 14                     | 14  |
| GENOA-HUGO MS-SR HIGH SCH  | 156             | 1               | 40                     | 1                           | 40                     | 1          | 40                     | 1                      | 40                     | 1          | 40                     | 1   |
| TELLURIDE HIGH SCHOOL      | 149             | 24              | 100                    | 24                          | 100                    | 24         | 100                    | 24                     | 100                    | 24         | 100                    | 100 |
| LA VETA JR-SR HIGH SCHOOL  | 149             |                 |                        |                             |                        |            |                        |                        |                        |            |                        |     |
| SIERRA GRANDE JR-SR HIGH   | 142             | 6               | 0                      | 6                           | 0                      | 0          | 0                      | 0                      | 0                      | 0          | 0                      | 0   |
| MERINO JR SR HIGH SCHOOL   | 137             | 7               | 4                      | 7                           | 4                      | 3          | 4                      | 3                      | 4                      | 3          | 4                      | 4   |
| ANTONITO HIGH SCHOOL       | 136             | 7               |                        | 4                           |                        | 0          |                        | 0                      |                        | 3          |                        | 3   |
| SOROCO HIGH SCHOOL         | 136             | 16              | 0                      | 16                          | 0                      | 16         | 0                      | 16                     | 0                      | 0          | 0                      | 0   |
| GRANADA UNDIVIDED HIGH SCH | 132             | 5               | 0                      | 2                           | 0                      | 0          | 0                      | 0                      | 0                      | 0          | 0                      | 0   |
| FOWLER HIGH SCHOOL         | 130             | 0               | 0                      | 0                           | 0                      | 0          | 0                      | 0                      | 0                      | 0          | 0                      | 0   |
| KIOWA HIGH SCHOOL          | 123             | 10              | 40                     | 8                           | 40                     | 10         | 40                     | 10                     | 40                     | 8          | 40                     | 40  |
| MCCLAVE UNDIVIDED HIGH SCH | 122             | 7               | 40                     | 5                           | 30                     | 1          | 0                      | 1                      | 0                      | 5          | 30                     | 30  |
| SPRINGFIELD HIGH SCHOOL    | 119             | 22              | 133                    | 22                          | 133                    | 0          | 0                      | 0                      | 0                      | 0          | 0                      | 0   |
| SIMLA HIGH SCHOOL          | 109             |                 |                        |                             |                        |            |                        |                        |                        |            |                        |     |
| HOEHNE HIGH SCHOOL         | 106             | 1               | 50                     | 1                           | 50                     | 0          | 0                      | 0                      | 0                      | 0          | 0                      | 50  |
| FLAGLER JR-SR HIGH SCHOOL  | 105             | 2               | 52                     | 2                           | 52                     | 4          | 50                     | 4                      | 50                     | 0          | 0                      | 0   |

## Statistics and Input-Output Measures for School Library Media Centers in Colorado 2000

### Computers with Access to School Library Resources

| SCHOOL IDENTIFICATION                 | Enroll-<br>ment | Total Computers       |                        | Computers With Access to... |           |                     |           | Catalogue           |           | Databases |           |
|---------------------------------------|-----------------|-----------------------|------------------------|-----------------------------|-----------|---------------------|-----------|---------------------|-----------|-----------|-----------|
|                                       |                 | Located in<br>Library | Elsewhere<br>in School | Internet                    |           | Catalogue elsewhere |           | Databases elsewhere |           |           |           |
|                                       |                 |                       |                        | in Library                  | in School | in Library          | in School | in Library          | in School |           |           |
| <b>Combined Under 300 (Continued)</b> |                 |                       |                        |                             |           |                     |           |                     |           |           |           |
| HANOVER JR-SR HIGH SCHOOL             | 104             | 2                     | 0                      | 2                           | 0         | 0                   | 2         | 0                   | 0         | 0         | 0         |
| PEETZ JR-SR HIGH SCHOOL               | 102             | 3                     | 65                     | 3                           | 65        | 3                   | 3         | 65                  | 0         | 0         | 0         |
| EADS HIGH SCHOOL                      | 99              | 32                    | 40                     | 32                          | 40        | 32                  | 32        | 40                  | 32        | 40        | 40        |
| OTIS JR-SR HIGH SCHOOL                | 94              | 22                    | 46                     | 22                          | 46        | 0                   | 0         | 0                   | 22        | 46        | 46        |
| RIDGWAY HIGH SCHOOL                   | 90              |                       |                        |                             |           |                     |           |                     |           |           |           |
| DEER TRAIL JR-SR HIGH SCH             | 89              | 4                     | 0                      | 4                           | 0         | 3                   | 3         | 0                   | 4         | 0         | 0         |
| STRATTON SENIOR HIGH SCH              | 86              | 3                     | 0                      | 3                           | 0         | 3                   | 3         | 0                   | 0         | 0         | 0         |
| OURAY SENIOR HIGH SCHOOL              | 84              | 12                    | 70                     | 12                          | 70        | 3                   | 3         | 0                   | 12        | 70        | 70        |
| WOODLIN UNDIVIDED HIGH SCH            | 84              | 14                    | 66                     | 14                          | 66        | 14                  | 14        | 12                  | 14        | 66        | 66        |
| FLEMING HIGH SCHOOL                   | 81              | 12                    | 88                     | 8                           | 88        | 5                   | 5         | 0                   | 8         | 88        | 88        |
| BRIGGS DALE UNDIV HIGH SCH            | 76              | 2                     | 32                     | 1                           | 32        | 0                   | 0         | 0                   | 1         | 32        | 32        |
| AGUILAR JR-SR HIGH SCHOOL             | 75              | 3                     | 105                    | 2                           | 85        | 2                   | 2         | 0                   | 2         | 0         | 0         |
| BETHUNE JR-SR HIGH SCHOOL             | 75              | 0                     | 0                      | 0                           | 0         | 0                   | 0         | 0                   | 0         | 0         | 0         |
| KIT CARSON JR-SR HIGH SCH             | 74              | 4                     | 0                      | 4                           | 0         | 0                   | 0         | 0                   | 4         | 0         | 0         |
| CREEDE JR-SR HIGH SCHOOL              | 72              | 0                     | 0                      | 0                           | 0         | 0                   | 0         | 0                   | 0         | 0         | 0         |
| MOUNTAIN VALLEY SENIOR HIGH           | 65              | 1                     | 70                     | 22                          | 70        | 0                   | 0         | 0                   | 21        | 70        | 70        |
| LIBERTY JR-SR HIGH SCHOOL             | 64              | 5                     | 21                     | 5                           | 21        | 5                   | 5         | 21                  | 5         | 10        | 10        |
| PRAIRIE JR-SR HIGH SCHOOL             | 60              | 2                     | 35                     | 2                           | 33        | 1                   | 1         | 0                   | 2         | 33        | 33        |
| PAWNEE JR-SR HIGH SCHOOL              | 59              | 6                     | 0                      | 6                           | 0         | 6                   | 6         | 0                   | 6         | 0         | 0         |
| WELDON VALLEY HIGH SCHOOL             | 59              | 3                     | 50                     | 1                           | 50        | 0                   | 0         | 0                   | 0         | 0         | 0         |
| LONE STAR UNDIV HIGH SCHOOL           | 52              | 13                    | 48                     | 13                          | 46        | 0                   | 0         | 0                   | 13        | 46        | 46        |
| HI PLAINS UNDIV HIGH SCHOOL           | 52              | 1                     | 0                      | 1                           | 0         | 1                   | 1         | 0                   | 0         | 0         | 0         |
| PRITCHETT UNDIV HIGH SCHOOL           | 49              |                       | 4                      |                             |           |                     |           |                     | 4         |           |           |
| AGATE JR-SR HIGH SCHOOL               | 48              | 16                    |                        | 16                          |           | 1                   | 1         |                     | 1         |           | 1         |
| PLAINVIEW JR-SR HIGH SCHOOL           | 47              | 2                     |                        | 2                           |           | 2                   | 2         |                     | 2         |           | 2         |
| LAKE CITY HIGH SCHOOL                 | 15              |                       |                        | 4                           | 0         | 0                   | 0         | 0                   | 0         | 0         | 0         |
| <b>Average</b>                        | <b>115</b>      | <b>7</b>              | <b>43</b>              | <b>7</b>                    | <b>43</b> | <b>4</b>            | <b>4</b>  | <b>19</b>           | <b>5</b>  | <b>31</b> | <b>31</b> |



## Statistics and Input-Output Measures for School Library Media Centers in Colorado 2000

### Internet Access for Students

| SCHOOL IDENTIFICATION       |     | Enrollment | No Restrictions | Parental Permission | Grade-level Restrictions | Unrestricted from grade "blank" up | Other Restrictions              | Other Restrictions - Specify | Access via Pre-selected Menu | Student Terminals Filter | Filter Level |
|-----------------------------|-----|------------|-----------------|---------------------|--------------------------|------------------------------------|---------------------------------|------------------------------|------------------------------|--------------------------|--------------|
| School Name                 |     |            |                 |                     |                          |                                    |                                 |                              |                              |                          |              |
| <b>Combined Under 300</b>   |     |            |                 |                     |                          |                                    |                                 |                              |                              |                          |              |
| WIGGINS JR-SR HIGH SCHOOL   | 269 | F          | T               | F                   | F                        | F                                  |                                 |                              | F                            | None                     | District     |
| HIGHLAND HIGH SCHOOL        | 269 | F          | T               | F                   | F                        | F                                  |                                 |                              | F                            | All                      | District     |
| CRIPPLE CREEK-VICTOR JR-SR  | 236 | F          | T               | F                   | F                        | F                                  |                                 |                              | F                            | None                     |              |
| BYERS JR/SR HIGH SCHOOL     | 213 | F          | T               | F                   | F                        | F                                  |                                 |                              | F                            | All                      | District     |
| STRASBURG HIGH SCHOOL       | 197 | T          | F               | F                   | F                        | T                                  | Time limit if others are waitin |                              | F                            | All                      | District     |
| CROWLEY COUNTY HIGH SCHOO   | 194 | FALSE      | TRUE            |                     |                          | FALSE                              |                                 |                              | F                            | All                      | District     |
| COTOPAXI JR-SR HIGH SCHOOL  | 182 | F          | T               | F                   | F                        | F                                  |                                 |                              | F                            | All                      | District     |
| DOLORES HIGH SCHOOL         | 171 | F          | T               | F                   | F                        | T                                  | Bess Filter                     |                              | T                            | All                      | District     |
| CYCC ALTERNATIVE SCHOOL     | 170 | F          | T               | F                   | F                        | F                                  |                                 |                              | F                            | None                     |              |
| NORTH PARK JR-SR HIGH SCH   | 161 | F          | T               | F                   | F                        | F                                  | contract signed by parent and s |                              | F                            | Some                     | District     |
| GENOA-HUGO MS-SR HIGH SCH   | 156 | F          | T               | F                   | F                        | F                                  |                                 |                              | T                            | All                      | District     |
| TELLURIDE HIGH SCHOOL       | 149 | F          | T               | F                   | F                        | F                                  |                                 |                              | F                            | None                     |              |
| LA VETA JR-SR HIGH SCHOOL   | 149 |            |                 |                     |                          |                                    |                                 |                              |                              |                          |              |
| SIERRA GRANDE JR-SR HIGH    | 142 | F          | T               | F                   | F                        | F                                  |                                 |                              | F                            | All                      | District     |
| MERINO JR SR HIGH SCHOOL    | 137 | F          | T               | F                   | F                        | T                                  | no e-mail or chat rooms         |                              | F                            | All                      | Building     |
| ANTONITO HIGH SCHOOL        | 136 | F          | T               | F                   | F                        | F                                  |                                 |                              | F                            | Some                     | Building     |
| SOROCO HIGH SCHOOL          | 136 | F          | T               | F                   | F                        | F                                  |                                 |                              | F                            | None                     |              |
| GRANADA UNDIVIDED HIGH SCH  | 132 | F          | T               | F                   | F                        | F                                  |                                 |                              | F                            | Some                     | District     |
| FOWLER HIGH SCHOOL          | 130 | F          | T               | F                   | F                        | F                                  |                                 |                              | F                            | None                     |              |
| KIOWA HIGH SCHOOL           | 123 | F          | T               | F                   | F                        | F                                  |                                 |                              | F                            | All                      | District     |
| MCCLAIVE UNDIVIDED HIGH SCH | 122 | F          | T               | F                   | F                        | F                                  |                                 |                              | F                            | None                     |              |
| SPRINGFIELD HIGH SCHOOL     | 119 | F          | T               | F                   | F                        | F                                  |                                 |                              | F                            | None                     |              |
| SIMLA HIGH SCHOOL           | 109 |            |                 |                     |                          |                                    |                                 |                              |                              |                          |              |
| HOEHNE HIGH SCHOOL          | 106 | F          | T               | F                   | F                        | F                                  |                                 |                              | F                            | All                      | District     |
| FLAGLER JR-SR HIGH SCHOOL   | 105 | F          | T               | F                   | F                        | F                                  |                                 |                              | F                            | All                      | District     |

## Statistics and Input-Output Measures for School Library Media Centers in Colorado 2000

### Internet Access for Students

| SCHOOL IDENTIFICATION                 |            | Enroll-<br>ment | No<br>Restric-<br>tions | Parental<br>Permis-<br>sion | Grade-<br>level<br>Restrictions | Unrestricted<br>from grade<br>"blank" up | Other<br>Restric-<br>tions | Other<br>Restrictions -<br>Specify | Access via<br>Pre-selected<br>Menu | Student<br>Terminals<br>Filter | Filter<br>Level |
|---------------------------------------|------------|-----------------|-------------------------|-----------------------------|---------------------------------|--|----------------------------|------------------------------------|------------------------------------|--------------------------------|-----------------|
| School Name                           |            |                 |                         |                             |                                 |  |                            |                                    |                                    |                                |                 |
| <b>Combined Under 300 (Continued)</b> |            |                 |                         |                             |                                 |  |                            |                                    |                                    |                                |                 |
| HANOVER JR-SR HIGH SCHOOL             | 104        | F               | F                       | F                           | F                               |  | T                          | School policy                      | F                                  | None                           | Building        |
| PEETZ JR-SR HIGH SCHOOL               | 102        | F               | T                       | F                           | F                               |  | F                          |                                    | T                                  | None                           | Building        |
| EADS HIGH SCHOOL                      | 99         | F               | T                       | F                           | F                               |  | T                          | No email/chat unless classroom     | F                                  | None                           | Building        |
| OTIS JR-SR HIGH SCHOOL                | 94         | F               | T                       | F                           | F                               |  | F                          |                                    | F                                  | All                            | Building        |
| RIDGWAY HIGH SCHOOL                   | 90         |                 |                         |                             |                                 |  |                            |                                    |                                    |                                |                 |
| DEER TRAIL JR-SR HIGH SCH             | 89         | T               | F                       | F                           | F                               |  | F                          |                                    | F                                  | None                           | Building        |
| STRATTON SENIOR HIGH SCH              | 86         | F               | T                       | F                           | F                               |  | F                          |                                    | F                                  | None                           | Building        |
| OURAY SENIOR HIGH SCHOOL              | 84         | F               | T                       | F                           | F                               |  | T                          | Filter only sex sites & web-bas    | F                                  | All                            | District        |
| WOODLIN UNDIVIDED HIGH SCH            | 84         | F               | T                       | F                           | F                               |  | F                          |                                    | F                                  | None                           | District        |
| FLEMING HIGH SCHOOL                   | 81         | F               | T                       | F                           | F                               |  | F                          |                                    | F                                  | All                            | District        |
| BRIGGS DALE UNDIV HIGH SCH            | 76         | F               | T                       | F                           | F                               |  | F                          |                                    | F                                  | All                            | District        |
| AGUILAR JR-SR HIGH SCHOOL             | 75         | F               | T                       | F                           | F                               |  | F                          |                                    | F                                  | All                            | District        |
| BETHUNE JR-SR HIGH SCHOOL             | 75         | F               | T                       | F                           | F                               |  | F                          |                                    | F                                  | All                            | District        |
| KIT CARSON JR-SR HIGH SCH             | 74         | F               | T                       | F                           | F                               |  | F                          |                                    | F                                  | None                           | District        |
| CREEDE JR-SR HIGH SCHOOL              | 72         | F               | T                       | F                           | F                               |  | F                          |                                    | F                                  | None                           | District        |
| MOUNTAIN VALLEY SENIOR HIGH           | 65         | F               | T                       | F                           | F                               |  | F                          |                                    | F                                  | All                            | District        |
| LIBERTY JR-SR HIGH SCHOOL             | 64         | T               | T                       | T                           | T                               | 7  | F                          |                                    | F                                  | None                           | Building        |
| PRAIRIE JR-SR HIGH SCHOOL             | 60         | T               | T                       | F                           | F                               |  | F                          |                                    | T                                  | None                           | Building        |
| PAWNEE JR-SR HIGH SCHOOL              | 59         | F               | T                       | F                           | F                               |  | F                          |                                    | F                                  | All                            | District        |
| WELDON VALLEY HIGH SCHOOL             | 59         | F               | T                       | F                           | F                               |  | F                          |                                    | F                                  | None                           | District        |
| LONE STAR UNDIV HIGH SCHOOL           | 52         | F               | T                       | F                           | F                               |  | F                          |                                    | F                                  | None                           | District        |
| HI PLAINS UNDIV HIGH SCHOOL           | 52         | F               | T                       | F                           | F                               |  | F                          |                                    | F                                  | None                           | District        |
| PRITCHETT UNDIV HIGH SCHOOL           | 49         | F               | F                       | F                           | F                               |  | T                          | Signed policy restrictions         | F                                  | Some                           | Building        |
| AGATE JR-SR HIGH SCHOOL               | 48         | F               | T                       | F                           | F                               |  | F                          |                                    |                                    | All                            | District        |
| PLAINVIEW JR-SR HIGH SCHOOL           | 47         | F               | T                       | F                           | F                               |  | F                          |                                    | F                                  | Some                           | Building        |
| LAKE CITY HIGH SCHOOL                 | 15         | F               | T                       | F                           | F                               |  | F                          |                                    | F                                  | Some                           | District        |
| <b>Average</b>                        | <b>115</b> |                 |                         |                             |                                 |  |                            |                                    |                                    |                                |                 |



## Statistics and Input-Output Measures for School Library Media Centers in Colorado 2000

### Library Media Collection

| <u>SCHOOL IDENTIFICATION</u> |                         | <u>Library Media Collection</u> |                                       |  |                        |                                     |                            |                            |                              |                            |           |
|------------------------------|-------------------------|---------------------------------|---------------------------------------|--|------------------------|-------------------------------------|----------------------------|----------------------------|------------------------------|----------------------------|-----------|
| <u>School Name</u>           | <u>Enroll-<br/>ment</u> | <u>Print<br/>volumes</u>        | <u>Nonfiction<br/>Avg.<br/>© Date</u> | <u>Ref. Titles<br/>on CD-ROM/<br/>laser disk</u> | <u>Avg.<br/>© Date</u> | <u>Periodical<br/>Subscriptions</u> | <u>Audio<br/>Materials</u> | <u>Video<br/>Materials</u> | <u>Computer<br/>Software</u> | <u>Online<br/>Services</u> | <u>CD</u> |
| <b>Combined Under 300</b>    |                         |                                 |                                       |  |                        |                                     |                            |                            |                              |                            |           |
| WIGGINS JR-SR HIGH SCHOOL    | 269                     | 12056                           | 1986                                  | 3  | 1998                   | 30                                  | 200                        | 193                        | 77                           |                            | T         |
| HIGHLAND HIGH SCHOOL         | 269                     | 13376                           | 1980                                  | 3  | 1995                   | 65                                  | 57                         | 110                        | 3                            |                            | F         |
| CRIPPLE CREEK-VICTOR JR-SR   | 236                     | 19255                           | 1996                                  | 3  | 1999                   | 32                                  | 279                        | 1228                       | 19                           |                            | F         |
| BYERS JR/SR HIGH SCHOOL      | 213                     | 3749                            | 1982                                  | 3  | 1993                   | 50                                  | 0                          | 75                         | 0                            |                            | F         |
| STRASBURG HIGH SCHOOL        | 197                     | 4472                            | 1988                                  | 1  | 1996                   | 20                                  | 10                         | 220                        | 4                            |                            | T         |
| CROWLEY COUNTY HIGH SCHOOL   | 194                     | 11951                           | 1985                                  | 49   | 1997                   | 30                                  | 65                         | 378                        | 60                           |                            | T         |
| COTOPAXI JR-SR HIGH SCHOOL   | 182                     | 7784                            | 1990                                  | 5  | 1992                   | 29                                  | 12                         | 135                        | 0                            |                            | T         |
| DOLORES HIGH SCHOOL          | 171                     | 4528                            | 1997                                  | 10   | 1997                   | 22                                  | 60                         | 140                        | 20                           |                            | F         |
| CYCC ALTERNATIVE SCHOOL      | 170                     | 5500                            |                                       | 5  |                        | 40                                  | 10                         | 0                          | 0                            |                            | N         |
| NORTH PARK JR-SR HIGH SCH    | 161                     | 4500                            | 1980                                  | 15   | 1995                   | 36                                  | 200                        | 100                        | 25                           |                            | T         |
| GENOA-HUGO MS-SR HIGH SCH    | 156                     |                                 |                                       | 10   |                        | 40                                  | 160                        | 250                        |                              |                            | F         |
| TELLURIDE HIGH SCHOOL        | 149                     | 12000                           | 1990                                  | 15   | 1998                   | 60                                  | 80                         | 500                        | 5                            |                            | T         |
| LA VETA JR-SR HIGH SCHOOL    | 149                     |                                 |                                       |  |                        |                                     |                            |                            |                              |                            |           |
| SIERRA GRANDE JR-SR HIGH     | 142                     | 800                             |                                       | 10   | 1985                   | 30                                  | 15                         | 45                         | 15                           |                            | F         |
| MERINO JR SR HIGH SCHOOL     | 137                     | 2000                            | 1990                                  | 5  | 1997                   | 20                                  | 40                         | 100                        | 5                            |                            | T         |
| ANTONITO HIGH SCHOOL         | 136                     | 10000                           | 1990                                  | 1  |                        | 33                                  | 30                         | 300                        | 0                            |                            | F         |
| SOROCO HIGH SCHOOL           | 136                     | 6106                            | 1969                                  | 5  | 1997                   |                                     | 0                          | 89                         | 3                            |                            | F         |
| GRANADA UNDIVIDED HIGH SCH   | 132                     |                                 |                                       | 6  |                        | 40                                  | 50                         | 450                        | 20                           |                            | T         |
| FOWLER HIGH SCHOOL           | 130                     | 3500                            | 1990                                  | 20   | 1995                   | 24                                  | 5                          | 240                        | 250                          |                            | T         |
| KIOWA HIGH SCHOOL            | 123                     | 6000                            | 1985                                  | 1  | 1999                   | 24                                  | 10                         | 95                         | 10                           |                            | T         |
| MCCLAVE UNDIVIDED HIGH SCH   | 122                     | 7250                            | 1994                                  | 8  | 1999                   | 52                                  | 45                         | 80                         | 12                           |                            | T         |
| SPRINGFIELD HIGH SCHOOL      | 119                     | 3500                            | 1992                                  | 0  |                        | 35                                  | 20                         | 125                        | 0                            |                            | F         |
| SIMLA HIGH SCHOOL            | 109                     |                                 |                                       |  |                        |                                     |                            |                            |                              |                            |           |
| HOEHNE HIGH SCHOOL           | 106                     | 2475                            | 1990                                  | 2  | 1998                   | 23                                  | 0                          | 0                          | 12                           |                            | T         |
| FLAGLER JR-SR HIGH SCHOOL    | 105                     | 600                             | 1989                                  | 0  |                        | 35                                  | 0                          | 30                         | 0                            |                            | F         |

## Statistics and Input-Output Measures for School Library Media Centers in Colorado 2000

### Library Media Collection

| SCHOOL IDENTIFICATION                 | Enroll-<br>ment | Print<br>volumes | Nonfiction<br>Avg.<br>© Date | Ref. Titles<br>on CD-ROM/<br>laser disk | Avg.<br>© Date | Periodical<br>Subscriptions | Audio     |           | Video      |           | Computer |          | Online CD<br>Services |
|---------------------------------------|-----------------|------------------|------------------------------|---|----------------|-----------------------------|-----------|-----------|------------|-----------|----------|----------|-----------------------|
|                                       |                 |                  |                              |   |                |                             | Materials | Materials | Materials  | Materials | Software | Software |                       |
| <b>Combined Under 300 (Continued)</b> |                 |                  |                              |   |                |                             |           |           |            |           |          |          |                       |
| HANOVER JR-SR HIGH SCHOOL             | 104             | 9835             |                              |   | 1              | 1991                        | 17        | 0         | 206        | 58        |          |          | F                     |
| PEETZ JR-SR HIGH SCHOOL               | 102             | 1485             |                              |   | 14             | 1996                        | 15        | 90        | 90         | 14        |          |          | F                     |
| EADS HIGH SCHOOL                      | 99              | 9200             | 1990                         |   | 4              | 1998                        | 17        | 50        | 150        | 20        |          |          | T                     |
| OTIS JR-SR HIGH SCHOOL                | 94              | 2696             | 1990                         |   | 2              | 1999                        | 25        | 0         | 10         | 0         |          |          | F                     |
| RIDGWAY HIGH SCHOOL                   | 90              |                  |                              |   |                |                             |           |           |            |           |          |          |                       |
| DEER TRAIL JR-SR HIGH SCH             | 89              |                  |                              |   | 2              | 2000                        | 30        | 0         | 0          | 3         |          |          | T                     |
| STRATTON SENIOR HIGH SCH              | 86              | 5000             | 1981                         |   | 6              | 1998                        | 44        | 33        | 75         | 3         |          |          | F                     |
| OURAY SENIOR HIGH SCHOOL              | 84              | 10000            | 1985                         |   |                |                             | 25        | 100       | 300        | 20        |          |          | T                     |
| WOODLIN UNDIVIDED HIGH SCH            | 84              | 8572             | 1981                         |   | 2              | 1999                        | 25        | 65        | 268        | 10        |          |          | T                     |
| FLEMING HIGH SCHOOL                   | 81              | 11700            | 1991                         |   | 4              | 1998                        | 44        | 150       | 150        | 201       |          |          | T                     |
| BRIGGS DALE UNDIV HIGH SCH            | 76              | 6000             | 1988                         |   | 2              | 1998                        | 20        | 60        | 220        | 0         |          |          | F                     |
| AGUILAR JR-SR HIGH SCHOOL             | 75              | 3100             | 1981                         |   | 26             | 1997                        | 30        | 80        | 120        | 60        |          |          | F                     |
| BETHUNE JR-SR HIGH SCHOOL             | 75              | 10000            | 1993                         |   | 6              | 1996                        | 18        | 25        | 50         | 0         |          |          | F                     |
| KIT CARSON JR-SR HIGH SCH             | 74              | 14651            | 1990                         |   | 15             | 1997                        | 35        | 110       | 570        | 10        |          |          | F                     |
| CREEDE JR-SR HIGH SCHOOL              | 72              |                  | 1970                         |   | 8              | 1998                        | 39        | 185       | 90         |           |          |          |                       |
| MOUNTAIN VALLEY SENIOR HIGH           | 65              | 10000            | 1975                         |   | 200            | 1990                        | 20        | 25        | 125        |           |          |          | T                     |
| LIBERTY JR-SR HIGH SCHOOL             | 64              | 6824             |                              |   | 0              |                             | 40        | 0         | 283        | 46        |          |          | T                     |
| PRAIRIE JR-SR HIGH SCHOOL             | 60              | 10000            | 1987                         |   | 3              |                             | 30        | 80        | 150        | 20        |          |          | F                     |
| PAWNEE JR-SR HIGH SCHOOL              | 59              | 5000             | 1960                         |   | 10             |                             | 30        | 40        | 120        | 10        |          |          | F                     |
| WELDON VALLEY HIGH SCHOOL             | 59              | 5100             | 1997                         |   | 9              | 2000                        | 20        | 4         | 0          | 3         |          |          | F                     |
| LONE STAR UNDIV HIGH SCHOOL           | 52              | 300              | 1990                         |   | 3              |                             | 25        | 0         | 8          | 17        |          |          | T                     |
| HI PLAINS UNDIV HIGH SCHOOL           | 52              | 2000             | 1960                         |   | 2              | 1998                        | 32        | 0         | 5          | 1         |          |          | F                     |
| PRITCHETT UNDIV HIGH SCHOOL           | 49              | 2000             |                              |   | 26             |                             | 28        |           | 56         | 12        |          |          | F                     |
| AGATE JR-SR HIGH SCHOOL               | 48              | 2100             | 1990                         |   | 8              | 1995                        | 20        | 100       | 50         | 4         |          |          | F                     |
| PLAINVIEW JR-SR HIGH SCHOOL           | 47              | 5000             |                              |   | 11             | 1990                        | 15        | 0         | 0          | 2         |          |          | F                     |
| LAKE CITY HIGH SCHOOL                 | 15              |                  |                              |   | 36             |                             | 7         | 26        | 250        | 45        |          |          | F                     |
| <b>Average</b>                        | <b>115</b>      | <b>6557</b>      | <b>1985</b>                  |   | <b>12</b>      | <b>1996</b>                 | <b>30</b> | <b>55</b> | <b>171</b> | <b>24</b> |          |          |                       |

**Statistics and Input-Output Measures for  
School Library Media Centers in Colorado 2000**

| Library Media Usage Per Typical Week |                 |              |                        |                            |                               |                                      |                         |           |  |  |  |
|--------------------------------------|-----------------|--------------|------------------------|----------------------------|-------------------------------|--------------------------------------|-------------------------|-----------|--|--|--|
| SCHOOL IDENTIFICATION                | Enroll-<br>ment | Total Visits |                        | Info Skills Instruction    |                               | Circulation<br>Materials<br>Per Week | ILL & Document Delivery |           |  |  |  |
|                                      |                 | Individuals  | Classes &/or<br>Groups | Contacts w/<br>Individuals | Contacts w/<br>Classes/Groups |                                      | Lending                 | Borrowing |  |  |  |
| School Name                          |                 | Individuals  | Groups                 | Individuals                | Classes/Groups                | Per Week                             | Lending                 | Borrowing |  |  |  |
| <b>Combined Under 300</b>            |                 |              |                        |                            |                               |                                      |                         |           |  |  |  |
| WIGGINS JR-SR HIGH SCHOOL            | 269             | 600          | 12                     | 150                        | 7                             | 750                                  | 0                       | 1         |  |  |  |
| HIGHLAND HIGH SCHOOL                 | 269             | 150          | 15                     | 75                         | 5                             | 175                                  | 0                       | 3         |  |  |  |
| CRIPPLE CREEK-VICTOR JR-SR           | 236             | 483          | 21                     | 82                         | 2                             | 412                                  | 6                       | 27        |  |  |  |
| BYERS JR/SR HIGH SCHOOL              | 213             | 280          | 17                     | 300                        | 20                            |                                      | 0                       | 5         |  |  |  |
| STRASBURG HIGH SCHOOL                | 197             | 350          | 4                      | 10                         | 2                             | 50                                   | 0                       | 10        |  |  |  |
| CROWLEY COUNTY HIGH SCHOO            | 194             | 200          | 16                     | 50                         | 20                            | 1300                                 | 3                       | 10        |  |  |  |
| COTOPAXI JR-SR HIGH SCHOOL           | 182             | 331          | 16                     | 87                         | 1                             | 280                                  | 0                       | 1         |  |  |  |
| DOLORES HIGH SCHOOL                  | 171             | 100          | 10                     | 20                         | 1                             | 150                                  | 1                       | 1         |  |  |  |
| CYCC ALTERNATIVE SCHOOL              | 170             | 240          | 8                      | 100                        | 8                             | 300                                  | 0                       | 5         |  |  |  |
| NORTH PARK JR-SR HIGH SCH            | 161             | 160          | 12                     | 160                        | 12                            | 70                                   | 4                       | 25        |  |  |  |
| GENOA-HUGO MS-SR HIGH SCH            | 156             | 131          | 1                      | 5                          | 1                             |                                      | 0                       | 10        |  |  |  |
| TELLURIDE HIGH SCHOOL                | 149             | 300          | 18                     | 100                        | 5                             | 100                                  | 3                       | 3         |  |  |  |
| LA VETA JR-SR HIGH SCHOOL            | 149             | 175          | 10                     | 30                         | 5                             | 250                                  | 2                       | 0         |  |  |  |
| SIERRA GRANDE JR-SR HIGH             | 142             | 93           | 12                     | 80                         | 10                            | 175                                  |                         |           |  |  |  |
| MERINO JR SR HIGH SCHOOL             | 137             | 75           | 5                      | 50                         | 3                             | 100                                  | 0                       | 10        |  |  |  |
| ANTONITO HIGH SCHOOL                 | 136             | 150          | 10                     | 15                         | 1                             | 200                                  | 0                       | 8         |  |  |  |
| SOROCO HIGH SCHOOL                   | 136             | 577          | 17                     | 45                         | 1                             | 37                                   | 1                       | 1         |  |  |  |
| GRANADA UNDIVIDED HIGH SCH           | 132             | 300          | 12                     | 65                         | 25                            | 350                                  | 0                       | 15        |  |  |  |
| FOWLER HIGH SCHOOL                   | 130             | 200          | 4                      | 50                         | 6                             | 100                                  | 1                       | 1         |  |  |  |
| KIOWA HIGH SCHOOL                    | 123             | 200          | 5                      | 100                        | 5                             | 50                                   | 0                       | 5         |  |  |  |
| MCCLAVE UNDIVIDED HIGH SCH           | 122             | 150          | 15                     | 50                         | 12                            | 225                                  | 1                       | 6         |  |  |  |
| SPRINGFIELD HIGH SCHOOL              | 119             | 125          | 15                     | 50                         | 5                             | 225                                  | 5                       | 10        |  |  |  |
| SIMLA HIGH SCHOOL                    | 109             | 155          | 9                      | 60                         | 5                             | 300                                  | 1                       | 5         |  |  |  |
| HOEHNE HIGH SCHOOL                   | 106             | 200          | 2                      | 10                         | 7                             | 250                                  | 0                       | 1         |  |  |  |
| FLAGLER JR-SR HIGH SCHOOL            | 105             | 200          |                        | 100                        |                               | 200                                  | 0                       | 11        |  |  |  |



## Statistics and Input-Output Measures for School Library Media Centers in Colorado 2000

### Library Media Usage Per Typical Week


| SCHOOL IDENTIFICATION<br>School Name  | Enroll-<br>ment | Total Visits |                        | Info Skills Instruction    |                               | Circulation<br>Materials<br>Per Week | ILL & Document Delivery |           |
|---------------------------------------|-----------------|--------------|------------------------|----------------------------|-------------------------------|--------------------------------------|-------------------------|-----------|
|                                       |                 | Individuals  | Classes &/or<br>Groups | Contacts w/<br>Individuals | Contacts w/<br>Classes/Groups |                                      | Lending                 | Borrowing |
| <b>Combined Under 300 (Continued)</b> |                 |              |                        |                            |                               |                                      |                         |           |
| HANOVER JR-SR HIGH SCHOOL             | 104             | 374          | 18                     | 240                        | 18                            | 339                                  | 0                       | 0         |
| PEETZ JR-SR HIGH SCHOOL               | 102             | 200          | 25                     | 200                        | 25                            | 280                                  | 2                       | 50        |
| EADS HIGH SCHOOL                      | 99              | 200          | 20                     | 80                         | 40                            | 500                                  | 5                       | 5         |
| OTIS JR-SR HIGH SCHOOL                | 94              | 520          | 24                     | 45                         | 4                             | 25                                   | 1                       | 10        |
| RIDGWAY HIGH SCHOOL                   | 90              | 150          | 20                     | 20                         | 10                            | 625                                  | 1                       | 2         |
| DEER TRAIL JR-SR HIGH SCH             | 89              | 125          | 10                     | 30                         | 10                            |                                      | 10                      | 30        |
| STRATTON SENIOR HIGH SCH              | 86              | 280          | 8                      | 60                         | 3                             | 50                                   |                         | 2         |
| OURAY SENIOR HIGH SCHOOL              | 84              | 325          | 14                     | 30                         | 3                             | 500                                  | 0                       | 3         |
| WOODLIN UNDIVIDED HIGH SCH            | 84              | 200          | 12                     | 100                        | 10                            |                                      | 0                       | 25        |
| FLEMING HIGH SCHOOL                   | 81              | 518          | 22                     | 97                         | 2                             | 290                                  | 2                       | 12        |
| BRIGGS DALE UNDIV HIGH SCH            | 76              | 100          | 80                     | 2                          | 1                             | 300                                  | 0                       | 1         |
| AGUILAR JR-SR HIGH SCHOOL             | 75              | 120          | 2                      | 80                         | 2                             | 240                                  | 0                       | 8         |
| BETHUNE JR-SR HIGH SCHOOL             | 75              | 125          | 7                      | 10                         | 2                             | 4                                    | 0                       | 2         |
| KIT CARSON JR-SR HIGH SCH             | 74              | 60           | 5                      | 10                         | 2                             | 75                                   | 5                       | 10        |
| CREEDE JR-SR HIGH SCHOOL              | 72              | 105          | 8                      | 40                         | 2                             | 413                                  | 0                       | 2         |
| MOUNTAIN VALLEY SENIOR HIGH           | 65              | 120          | 9                      | 45                         | 1                             | 120                                  | 1                       | 1         |
| LIBERTY JR-SR HIGH SCHOOL             | 64              | 60           | 2                      | 50                         | 1                             |                                      | 0                       | 14        |
| PRAIRIE JR-SR HIGH SCHOOL             | 60              | 80           | 10                     | 65                         | 8                             | 210                                  | 0                       | 15        |
| PAWNEE JR-SR HIGH SCHOOL              | 59              | 100          | 15                     | 15                         | 5                             | 150                                  | 0                       | 5         |
| WELDON VALLEY HIGH SCHOOL             | 59              | 50           | 5                      | 10                         | 1                             | 160                                  | 0                       | 0         |
| LONE STAR UNDIV HIGH SCHOOL           | 52              | 60           | 50                     | 75                         | 26                            | 130                                  | 0                       | 2         |
| HI PLAINS UNDIV HIGH SCHOOL           | 52              | 40           | 1                      | 5                          | 1                             | 10                                   | 0                       | 2         |
| PRITCHETT UNDIV HIGH SCHOOL           | 49              | 75           | 10                     | 75                         | 10                            | 10                                   | 30                      | 4         |
| AGATE JR-SR HIGH SCHOOL               | 48              | 600          | 15                     | 20                         | 5                             | 10                                   | 3                       | 2         |
| PLAINVIEW JR-SR HIGH SCHOOL           | 47              | 30           | 7                      | 10                         | 7                             | 189                                  | 10                      | 5         |
| LAKE CITY HIGH SCHOOL                 | 15              | 50           | 8                      | 0                          | 0                             |                                      | 0                       | 0         |
| <b>Average</b>                        | <b>115</b>      | <b>208</b>   | <b>13</b>              | <b>64</b>                  | <b>7</b>                      | <b>237</b>                           | <b>2</b>                | <b>8</b>  |

## Statistics and Input-Output Measures for School Library Media Centers in Colorado 2000

| SCHOOL IDENTIFICATION      | Annual Operating Expenditures |                       |                                  |         |         |         |               |                                     |                                    |                                    | Total |
|----------------------------|-------------------------------|-----------------------|----------------------------------|---------|---------|---------|---------------|-------------------------------------|------------------------------------|------------------------------------|-------|
|                            | Enroll-<br>ment               | Materials in Dollars: |                                  |         |         |         | Non-<br>Print | Electronic<br>Access<br>(non-local) | Other<br>Operating<br>Expenditures | Total<br>Operating<br>expenditures |       |
|                            |                               | Print                 | Electronic<br>Formats<br>(local) | Print   | Print   | Access  |               |                                     |                                    |                                    |       |
| <b>Combined Under 300</b>  |                               |                       |                                  |         |         |         |               |                                     |                                    |                                    |       |
| WIGGINS JR-SR HIGH SCHOOL  | 269                           | \$5,000               | \$250                            | \$150   | \$600   | \$900   | \$6,900       | \$8,000                             | \$12,500                           |                                    |       |
| HIGHLAND HIGH SCHOOL       | 269                           | \$4,500               | \$0                              | \$0     | \$0     | \$8,000 | \$12,500      | \$97,710                            | \$106,395                          |                                    |       |
| CRIPPLE CREEK-VICTOR JR-SR | 236                           | \$4,000               | \$1,000                          | \$600   | \$3,085 | \$1,000 | \$8,500       | \$1,000                             | \$11,500                           |                                    |       |
| BYERS JR/SR HIGH SCHOOL    | 213                           | \$5,500               | \$1,000                          | \$500   | \$4,500 | \$0     | \$23,400      | \$4,000                             | \$8,500                            |                                    |       |
| STRASBURG HIGH SCHOOL      | 197                           | \$6,000               | \$500                            | \$500   | \$1,900 | \$0     | \$8,500       | \$4,000                             | \$11,500                           |                                    |       |
| CROWLEY COUNTY HIGH SCHOOL | 194                           | \$15,000              | \$2,000                          | \$500   | \$3,000 | \$4,000 | \$23,400      | \$4,000                             | \$23,400                           |                                    |       |
| COTOPAXI JR-SR HIGH SCHOOL | 182                           | \$1,500               | \$0                              | \$0     | \$0     | \$4,000 | \$8,500       | \$4,000                             | \$8,500                            |                                    |       |
| DOLORES HIGH SCHOOL        | 171                           | \$2,500               | \$75                             | \$75    | \$0     | \$2,000 | \$4,650       | \$2,000                             | \$4,650                            |                                    |       |
| CYCC ALTERNATIVE SCHOOL    | 170                           | \$6,878               | \$0                              | \$0     | \$0     | \$3,000 | \$9,878       | \$3,000                             | \$9,878                            |                                    |       |
| NORTH PARK JR-SR HIGH SCH  | 161                           | \$2,200               | \$500                            | \$1,000 | \$800   | \$2,000 | \$6,500       | \$2,000                             | \$6,500                            |                                    |       |
| GENOA-HUGO MS-SR HIGH SCH  | 156                           | \$10,500              | \$5,100                          | \$5,000 | \$2,200 | \$5,500 | \$28,300      | \$5,500                             | \$28,300                           |                                    |       |
| TELLURIDE HIGH SCHOOL      | 149                           | \$6,400               | \$100                            | \$300   | \$2,000 | \$500   | \$9,300       | \$500                               | \$9,300                            |                                    |       |
| LA VETA JR-SR HIGH SCHOOL  | 149                           |                       |                                  |         |         |         | \$0           |                                     | \$0                                |                                    |       |
| SIERRA GRANDE JR-SR HIGH   | 142                           | \$5,000               | \$0                              | \$500   | \$0     | \$2,865 | \$8,365       | \$2,865                             | \$8,365                            |                                    |       |
| MERINO JR SR HIGH SCHOOL   | 137                           | \$7,000               | \$0                              | \$500   | \$400   | \$1,000 | \$8,900       | \$1,000                             | \$8,900                            |                                    |       |
| ANTONITO HIGH SCHOOL       | 136                           | \$500                 | \$250                            | \$500   | \$250   | \$500   | \$2,000       | \$500                               | \$2,000                            |                                    |       |
| SOROCO HIGH SCHOOL         | 136                           | \$2,900               | \$200                            | \$300   | \$1,000 | \$500   | \$4,900       | \$500                               | \$4,900                            |                                    |       |
| GRANADA UNDIVIDED HIGH SCH | 132                           | \$2,900               | \$0                              | \$0     | \$1,700 | \$850   | \$5,450       | \$850                               | \$5,450                            |                                    |       |
| FOWLER HIGH SCHOOL         | 130                           | \$5,000               | \$400                            | \$500   | \$2,500 | \$500   | \$8,900       | \$500                               | \$8,900                            |                                    |       |
| KIOWA HIGH SCHOOL          | 123                           | \$4,450               | \$1,000                          | \$800   | \$200   | \$500   | \$6,950       | \$500                               | \$6,950                            |                                    |       |
| MCCLAVE UNDIVIDED HIGH SCH | 122                           | \$3,300               | \$600                            | \$300   | \$750   | \$400   | \$5,350       | \$400                               | \$5,350                            |                                    |       |
| SPRINGFIELD HIGH SCHOOL    | 119                           | \$2,000               | \$500                            | \$500   | \$0     | \$0     | \$3,000       | \$0                                 | \$3,000                            |                                    |       |
| SIMLA HIGH SCHOOL          | 109                           |                       |                                  |         |         |         | \$0           |                                     | \$0                                |                                    |       |
| HOEHNE HIGH SCHOOL         | 106                           | \$5,400               | \$0                              | \$0     | \$0     | \$900   | \$6,300       | \$900                               | \$6,300                            |                                    |       |
| FLAGLER JR-SR HIGH SCHOOL  | 105                           | \$3,500               | \$200                            | \$500   | \$1,000 | \$0     | \$5,200       | \$0                                 | \$5,200                            |                                    |       |

## Statistics and Input-Output Measures for School Library Media Centers in Colorado 2000

| SCHOOL IDENTIFICATION                 |            | Annual Operating Expenditures<br>Materials in Dollars: |              |                                  |                |                                     |                                    |          | Total<br>Operating<br>expenditures |
|---------------------------------------|------------|--|--------------|----------------------------------|----------------|-------------------------------------|------------------------------------|----------|------------------------------------|
|                                       |            | Enroll-<br>ment  | Print        | Electronic<br>Formats<br>(local) | Non-<br>Print  | Electronic<br>Access<br>(non-local) | Other<br>Operating<br>Expenditures |          |                                    |
| School Name                           |            |  |              |                                  |                |                                     |                                    |          |                                    |
| <b>Combined Under 300 (Continued)</b> |            |  |              |                                  |                |                                     |                                    |          |                                    |
| HANOVER JR-SR HIGH SCHOOL             | 104        | \$4,150  | \$500        | \$500                            | \$500          | \$300                               | \$150                              | \$5,600  |                                    |
| PEETZ JR-SR HIGH SCHOOL               | 102        | \$4,200  | \$500        | \$500                            | \$0            | \$0                                 | \$2,550                            | \$7,250  |                                    |
| EADS HIGH SCHOOL                      | 99         | \$2,175  | \$500        | \$500                            | \$8,385        | \$1,300                             | \$2,500                            | \$14,860 |                                    |
| OTIS JR-SR HIGH SCHOOL                | 94         | \$3,000  | \$1,000      | \$0                              | \$0            | \$5,400                             | \$1,100                            | \$10,500 |                                    |
| RIDGWAY HIGH SCHOOL                   | 90         |  |              |                                  |                |                                     |                                    | \$0      |                                    |
| DEER TRAIL JR-SR HIGH SCH             | 89         | \$6,900  | \$0          | \$0                              | \$0            | \$0                                 | \$0                                | \$6,900  |                                    |
| STRATTON SENIOR HIGH SCH              | 86         | \$3,940  | \$2,000      | \$69                             | \$3,536        | \$575                               | \$10,120                           |          |                                    |
| OURAY SENIOR HIGH SCHOOL              | 84         | \$10,000   | \$0          | \$2,000                          | \$2,000        | \$2,000                             | \$16,000                           |          |                                    |
| WOODLIN UNDIVIDED HIGH SCH            | 84         | \$3,700  | \$2,500      | \$550                            | \$800          | \$3,750                             | \$11,300                           |          |                                    |
| FLEMING HIGH SCHOOL                   | 81         | \$6,100  | \$1,450      | \$300                            | \$1,000        | \$2,136                             | \$10,986                           |          |                                    |
| BRIGGS DALE UNDIV HIGH SCH            | 76         | \$3,000  | \$100        | \$600                            | \$200          | \$2,000                             | \$5,900                            |          |                                    |
| AGUILAR JR-SR HIGH SCHOOL             | 75         | \$3,000  | \$1,000      | \$1,000                          | \$0            | \$1,000                             | \$6,000                            |          |                                    |
| BETHUNE JR-SR HIGH SCHOOL             | 75         | \$3,000  | \$1,900      | \$500                            | \$3,600        | \$1,000                             | \$10,000                           |          |                                    |
| KIT CARSON JR-SR HIGH SCH             | 74         | \$3,500  | \$1,000      | \$500                            | \$500          | \$850                               | \$6,350                            |          |                                    |
| CREEDE JR-SR HIGH SCHOOL              | 72         | \$6,119  | \$150        | \$350                            | \$636          | \$19,310                            | \$26,565                           |          |                                    |
| MOUNTAIN VALLEY SENIOR HIGH           | 65         |  |              |                                  |                |                                     | \$6,000                            |          |                                    |
| LIBERTY JR-SR HIGH SCHOOL             | 64         | \$3,430  | \$1,170      | \$870                            | \$1,266        | \$300                               | \$7,036                            |          |                                    |
| PRAIRIE JR-SR HIGH SCHOOL             | 60         | \$1,700  | \$0          | \$150                            | \$400          | \$2,250                             | \$4,500                            |          |                                    |
| PAWNEE JR-SR HIGH SCHOOL              | 59         | \$3,500  | \$300        | \$300                            | \$0            | \$0                                 | \$4,100                            |          |                                    |
| WELDON VALLEY HIGH SCHOOL             | 59         | \$3,800  |              |                                  |                | \$1,000                             | \$4,800                            |          |                                    |
| LONE STAR UNDIV HIGH SCHOOL           | 52         | \$4,750  | \$0          | \$0                              | \$900          | \$530                               | \$6,180                            |          |                                    |
| HI PLAINS UNDIV HIGH SCHOOL           | 52         | \$1,500  | \$0          | \$0                              | \$0            | \$500                               | \$2,000                            |          |                                    |
| PRITCHETT UNDIV HIGH SCHOOL           | 49         | \$1,000  | \$500        | \$400                            | \$0            | \$500                               | \$2,400                            |          |                                    |
| AGATE JR-SR HIGH SCHOOL               | 48         | \$6,800  | \$500        | \$500                            | \$0            | \$2,327                             | \$10,127                           |          |                                    |
| PLAINVIEW JR-SR HIGH SCHOOL           | 47         |  |              |                                  |                |                                     | \$0                                |          |                                    |
| LAKE CITY HIGH SCHOOL                 | 15         | \$3,700  | \$2,300      | \$0                              | \$2,500        | \$1,500                             | \$10,000                           |          |                                    |
| <b>Average</b>                        | <b>115</b> | <b>\$4,454</b>   | <b>\$690</b> | <b>\$709</b>                     | <b>\$1,116</b> | <b>\$4,010</b>                      | <b>\$9,943</b>                     |          |                                    |



**Totals for  
School Library Media Centers in  
Colorado 2000**



## Totals for School Library Media Centers in Colorado 2000

| STATISTIC  | SCHOOL LEVEL      |                       |                           |                 |                    |
|--|-------------------|-----------------------|---------------------------|-----------------|--------------------|
|  | STATE<br>(N=1372) | Elementary<br>(N=843) | Jr High/Middle<br>(N=261) | High<br>(N=204) | Combined<br>(N=64) |
| <b>SERVICES PER TYPICAL WEEK</b>                   |                   |                       |                           |                 |                    |
| Individual visits to LMC                           | 605,925           | 304,399               | 101,600                   | 182,010         | 17,917             |
| Group visits to LMC                                | 34,477            | 22,143                | 4,740                     | 6,432           | 1,162              |
| Individual information skills instruction contacts | 247,172           | 144,387               | 46,230                    | 51,670          | 4,884              |
| Group information skills instruction contacts      | 24,697            | 18,348                | 3,355                     | 2,456           | 537                |
| Circulation transactions                           | 733,877           | 596,263               | 81,038                    | 43,177          | 13,398             |
| Sending ILL to another LMC or library              | 6,729             | 3,215                 | 2,245                     | 1,116           | 153                |
| Receiving ILL from another LMC or library          | 8,831             | 3,947                 | 2,429                     | 1,798           | 657                |

| STATISTIC  | ENROLLMENT RANGE       |                        |                    |                    |                    |                      |
|--|------------------------|------------------------|--------------------|--------------------|--------------------|----------------------|
|  | 2,000 & over<br>(N=10) | 1,000-1,999<br>(N=100) | 700-999<br>(N=113) | 500-699<br>(N=305) | 300-499<br>(N=427) | Under 300<br>(N=417) |
| <b>SERVICES PER TYPICAL WEEK</b>                   |                        |                        |                    |                    |                    |                      |
| Individual visits to LMC                           | 47,304                 | 104,823                | 62,368             | 139,062            | 160,744            | 91,624               |
| Group visits to LMC                                | 407                    | 2,397                  | 5,633              | 10,375             | 10,606             | 5,059                |
| Individual information skills instruction contacts | 4,814                  | 29,317                 | 33,521             | 61,835             | 83,066             | 34,618               |
| Group information skills instruction contacts      | 207                    | 1,491                  | 2,147              | 10,211             | 6,506              | 4,135                |
| Circulation transactions                           | 2,691                  | 32,571                 | 50,834             | 271,092            | 270,876            | 105,813              |
| Sending ILL to another LMC or library              | 169                    | 696                    | 885                | 1,745              | 1,557              | 1,677                |
| Receiving ILL from another LMC or library          | 144                    | 1,259                  | 1,425              | 1,355              | 2,414              | 2,235                |



## Totals for School Library Media Centers in Colorado 2000

| STATISTIC                                  | STATE<br>(N=1372) | SCHOOL LEVEL          |                           |                 |       | Combined<br>(N=64) |
|--|-------------------|-----------------------|---------------------------|-----------------|-------|--------------------|
|  |                   | Elementary<br>(N=843) | Jr High/Middle<br>(N=261) | High<br>(N=204) |       |                    |
| <b>STAFF</b>                               |                   |                       |                           |                 |       |                    |
| <b>Endorsed/Licensed School Librarians</b> |                   |                       |                           |                 |       |                    |
| Number of persons                          | 928               | 465                   | 202                       | 219             | 41    |                    |
| Total person-hours per typical week        | 33,209            | 17,085                | 6,933                     | 7,874           | 1,317 |                    |
| <b>All Other Staff</b>                     |                   |                       |                           |                 |       |                    |
| Number of persons                          | 1,873             | 1,225                 | 256                       | 321             | 71    |                    |
| Total person-hours per typical week        | 45,217            | 24,558                | 8,396                     | 10,150          | 2,113 |                    |
| <b>Totals</b>                              |                   |                       |                           |                 |       |                    |
| Number of persons                          | 2,800             | 1,691                 | 458                       | 540             | 112   |                    |
| Total person-hours per typical week        | 78,326            | 41,643                | 15,318                    | 18,018          | 3,347 |                    |

| STATISTIC                                  | ENROLLMENT RANGE       |                        |                    |                    |                    | Under 300<br>(N=417) |
|--|------------------------|------------------------|--------------------|--------------------|--------------------|----------------------|
|  | 2,000 & over<br>(N=10) | 1,000-1,999<br>(N=100) | 700-999<br>(N=113) | 500-699<br>(N=305) | 300-499<br>(N=427) |                      |
| <b>STAFF</b>                               |                        |                        |                    |                    |                    |                      |
| <b>Endorsed/Licensed School Librarians</b> |                        |                        |                    |                    |                    |                      |
| Number of persons                          | 21                     | 105                    | 94                 | 235                | 233                | 239                  |
| Total person-hours per typical week        | 817                    | 4,035                  | 3,799              | 9,774              | 8,445              | 6,340                |
| <b>All Other Staff</b>                     |                        |                        |                    |                    |                    |                      |
| Number of persons                          | 36                     | 219                    | 129                | 601                | 434                | 454                  |
| Total person-hours per typical week        | 1,351                  | 7,264                  | 4,071              | 8,716              | 11,838             | 11,976               |
| <b>Totals</b>                              |                        |                        |                    |                    |                    |                      |
| Number of persons                          | 57                     | 324                    | 223                | 836                | 668                | 692                  |
| Total person-hours per typical week        | 2,169                  | 11,293                 | 7,869              | 18,488             | 20,199             | 18,308               |

## Totals for School Library Media Centers in Colorado 2000

| STATISTIC                                | SCHOOL LEVEL      |                       |                           |                 |                    |
|--|-------------------|-----------------------|---------------------------|-----------------|--------------------|
|  | STATE<br>(N=1372) | Elementary<br>(N=843) | Jr High/Middle<br>(N=261) | High<br>(N=204) | Combined<br>(N=64) |
| <b>COLLECTIONS</b>                       |                   |                       |                           |                 |                    |
| Print volumes                            | 12,254,682        | 7,439,274             | 2,245,617                 | 2,159,270       | 410,521            |
| Reference works on CD-ROM/laser disk     | 62,793            | 24,422                | 21,012                    | 16,618          | 742                |
| Print magazine & newspaper subscriptions | 29,912            | 11,893                | 7,711                     | 8,301           | 20,007             |
| Audio materials                          | 129,788           | 93,986                | 14,095                    | 17,456          | 4,250              |
| Video materials                          | 313,852           | 147,550               | 70,327                    | 83,190          | 12,786             |
| Computer software packages               | 66,647            | 57,462                | 5,615                     | 2,366           | 1,205              |

| STATISTIC                                | ENROLLMENT RANGE       |                        |                    |                    |                    |                      |
|--|------------------------|------------------------|--------------------|--------------------|--------------------|----------------------|
|  | 2,000 & over<br>(N=10) | 1,000-1,999<br>(N=100) | 700-999<br>(N=113) | 500-699<br>(N=305) | 300-499<br>(N=427) | Under 300<br>(N=417) |
| <b>COLLECTIONS</b>                       |                        |                        |                    |                    |                    |                      |
| Print volumes                            | 281,006                | 1,362,415              | 1,243,276          | 3,506,498          | 3,500,714          | 2,360,774            |
| Reference works on CD-ROM/laser disk     | 186                    | 14,979                 | 9,227              | 13,530             | 19,816             | 5,056                |
| Print magazine & newspaper subscriptions | 661                    | 5,684                  | 3,281              | 6,296              | 7,754              | 6,235                |
| Audio materials                          | 1,703                  | 10,307                 | 11,978             | 49,982             | 32,472             | 23,346               |
| Video materials                          | 4,183                  | 46,029                 | 37,692             | 71,762             | 86,338             | 67,848               |
| Computer software packages               | 160                    | 1,503                  | 3,815              | 16,550             | 34,046             | 10,574               |

512


513

## Totals for School Library Media Centers in Colorado 2000

| STATISTIC                            | STATE<br>(N=1372)   | SCHOOL LEVEL          |                           |                    |                    |
|--------------------------------------|---------------------|-----------------------|---------------------------|--------------------|--------------------|
|                                      |                     | Elementary<br>(N=843) | Jr High/Middle<br>(N=261) | High<br>(N=204)    | Combined<br>(N=64) |
| <b>SCHOOL BUDGETS</b>                |                     |                       |                           |                    |                    |
| Books & other print materials        | \$5,966,377         | \$2,847,526           | \$1,297,397               | \$1,529,194        | \$292,260          |
| Materials in electronic formats      | \$894,456           | \$520,840             | \$146,891                 | \$188,787          | \$37,938           |
| Non-print materials                  | \$744,407           | \$346,880             | \$113,945                 | \$244,943          | \$38,640           |
| Electronic access to information     | \$1,128,061         | \$262,071             | \$176,979                 | \$625,948          | \$63,062           |
| Other operating expenditures         | \$2,429,723         | \$967,686             | \$466,788                 | \$779,798          | \$215,452          |
| <b>TOTAL OPERATING EXPENDITURES*</b> | <b>\$11,617,587</b> | <b>\$5,272,355</b>    | <b>\$2,269,555</b>        | <b>\$3,403,335</b> | <b>\$672,342</b>   |

| STATISTIC                            | ENROLLMENT RANGE       |                        |                    |                    |                    |
|--------------------------------------|------------------------|------------------------|--------------------|--------------------|--------------------|
|                                      | 2,000 & over<br>(N=10) | 1,000-1,999<br>(N=100) | 700-999<br>(N=113) | 500-699<br>(N=305) | 300-499<br>(N=427) |
| <b>SCHOOL BUDGETS</b>                |                        |                        |                    |                    |                    |
| Books & other print materials        | \$194,479              | \$931,028              | \$705,601          | \$1,387,114        | \$1,588,484        |
| Materials in electronic formats      | \$11,643               | \$71,480               | \$87,646           | \$323,709          | \$257,854          |
| Non-print materials                  | \$4,679                | \$152,064              | \$76,094           | \$154,114          | \$217,493          |
| Electronic access to information     | \$59,179               | \$426,496              | \$114,431          | \$125,892          | \$196,731          |
| Other operating expenditures         | \$102,440              | \$416,341              | \$169,876          | \$334,117          | \$519,945          |
| <b>TOTAL OPERATING EXPENDITURES*</b> | <b>\$372,413</b>       | <b>\$2,032,076</b>     | <b>\$1,177,647</b> | <b>\$2,418,106</b> | <b>\$2,806,083</b> |

\*Totals differ from sum of parts because some libraries do not report detail.



**Benchmarks for  
School Library Media Centers in  
Colorado 2000**



516

# Benchmarks for School Media Library Centers in Colorado 2000

| School Level/<br>Enrollment Range | WEEKLY SERVICE RATIOS  |                  |                               |                               |                                  |                                  |                         |                            |                                  |                           |
|-----------------------------------|------------------------|------------------|-------------------------------|-------------------------------|----------------------------------|----------------------------------|-------------------------|----------------------------|----------------------------------|---------------------------|
|                                   | STAFF PER 100 STUDENTS |                  |                               |                               |                                  | CIRCULATION PER STUDENT          |                         |                            |                                  |                           |
|                                   | Endorsed specialists   | Total Paid Staff | Individual visits per student | Group visits per 100 students | Individual IS visits per student | Group IS visits per 100 students | Circulation per student | IS visits per 100 students | Group IS visits per 100 students | ILL/100 circulation ratio |
| <b>Colorado (N=1372)</b>          |                        |                  |                               |                               |                                  |                                  |                         |                            |                                  |                           |
| Average                           | 0.17                   | 0.38             | 0.98                          | 6.16                          | 0.42                             | 4.50                             | 1.40                    | 4.50                       | 4.50                             | 2.90                      |
| 95%                               | 0.48                   | 0.95             | 2.36                          | 13.70                         | 1.23                             | 10.20                            | 3.25                    | 10.20                      | 10.20                            | 10.00                     |
| 75%                               | 0.23                   | 0.44             | 1.18                          | 6.33                          | 0.69                             | 4.65                             | 2.08                    | 4.65                       | 4.65                             | 1.70                      |
| 50% (Median)                      | 0.16                   | 0.31             | 0.94                          | 4.72                          | 0.21                             | 2.42                             | 1.23                    | 2.42                       | 2.42                             | 0.41                      |
| <b>SCHOOL LEVEL</b>               |                        |                  |                               |                               |                                  |                                  |                         |                            |                                  |                           |
| <b>Elementary (N=843)</b>         |                        |                  |                               |                               |                                  |                                  |                         |                            |                                  |                           |
| Average                           | 0.15                   | 0.35             | 0.96                          | 6.61                          | 0.44                             | 5.44                             | 1.83                    | 5.44                       | 5.44                             | 1.10                      |
| 95%                               | 0.41                   | 0.72             | 2.23                          | 13.56                         | 1.24                             | 10.20                            | 3.60                    | 10.20                      | 10.20                            | 5.00                      |
| 75%                               | 0.24                   | 0.42             | 1.17                          | 6.70                          | 0.82                             | 5.08                             | 2.35                    | 5.08                       | 5.08                             | 1.00                      |
| 50% (Median)                      | 0.18                   | 0.31             | 1.00                          | 5.24                          | 0.21                             | 3.54                             | 1.62                    | 3.54                       | 3.54                             | 0.20                      |
| <b>Junior High/Middle (N=261)</b> |                        |                  |                               |                               |                                  |                                  |                         |                            |                                  |                           |
| Average                           | 0.14                   | 0.33             | 0.81                          | 3.90                          | 0.36                             | 3.12                             | 0.69                    | 3.12                       | 3.12                             | 3.27                      |
| 95%                               | 0.47                   | 0.95             | 2.44                          | 9.20                          | 1.08                             | 9.46                             | 1.62                    | 9.46                       | 9.46                             | 10.18                     |
| 75%                               | 0.18                   | 0.40             | 1.05                          | 4.41                          | 0.48                             | 3.60                             | 0.81                    | 3.60                       | 3.60                             | 2.23                      |
| 50% (Median)                      | 0.13                   | 0.20             | 0.61                          | 2.46                          | 0.21                             | 1.86                             | 0.51                    | 1.86                       | 1.86                             | 0.67                      |
| <b>High School (N=204)</b>        |                        |                  |                               |                               |                                  |                                  |                         |                            |                                  |                           |
| Average                           | 0.18                   | 0.35             | 0.97                          | 4.58                          | 0.35                             | 1.74                             | 0.37                    | 1.74                       | 1.74                             | 8.39                      |
| 95%                               | 0.48                   | 0.87             | 3.12                          | 16.25                         | 1.08                             | 4.81                             | 1.16                    | 4.81                       | 4.81                             | 36.00                     |
| 75%                               | 0.26                   | 0.42             | 1.26                          | 4.23                          | 0.36                             | 2.40                             | 0.47                    | 2.40                       | 2.40                             | 5.00                      |
| 50% (Median)                      | 0.12                   | 0.27             | 0.76                          | 2.03                          | 0.21                             | 1.10                             | 0.30                    | 1.10                       | 1.10                             | 1.67                      |
| <b>Combined (N=64)</b>            |                        |                  |                               |                               |                                  |                                  |                         |                            |                                  |                           |
| Average                           | 0.40                   | 1.06             | 1.95                          | 14.70                         | 0.54                             | 6.72                             | 1.89                    | 6.72                       | 6.72                             | 7.73                      |
| 95%                               | 1.33                   | 2.47             | 6.01                          | 88.76                         | 1.53                             | 23.89                            | 6.09                    | 23.89                      | 23.89                            | 40.94                     |
| 75%                               | 0.66                   | 1.35             | 2.04                          | 15.32                         | 0.78                             | 9.50                             | 2.75                    | 9.50                       | 9.50                             | 10.00                     |
| 50% (Median)                      | 0.27                   | 0.96             | 1.46                          | 8.35                          | 0.37                             | 3.53                             | 1.53                    | 3.53                       | 3.53                             | 2.65                      |

# Benchmarks for School Media Library Centers in Colorado 2000

| School Level/<br>Enrollment Range | WEEKLY SERVICE RATIOS  |                  |                               |                               |                                  |                                  |                         |                                  |                       |                           |
|-----------------------------------|------------------------|------------------|-------------------------------|-------------------------------|----------------------------------|----------------------------------|-------------------------|----------------------------------|-----------------------|---------------------------|
|                                   | STAFF PER 100 STUDENTS |                  |                               |                               |                                  | ILL/100                          |                         |                                  |                       |                           |
|                                   | Endorsed specialists   | Total Paid Staff | Individual visits per student | Group visits per 100 students | Individual IS visits per student | Group IS visits per 100 students | Circulation per student | Group IS visits per 100 students | IS visits per student | ILL/100 circulation ratio |
| <b>ENROLLMENT RANGE</b>           |                        |                  |                               |                               |                                  |                                  |                         |                                  |                       |                           |
| <b>2,000 &amp; over (N=10)</b>    |                        |                  |                               |                               |                                  |                                  |                         |                                  |                       |                           |
| Average                           | 0.09                   | 0.20             | 1.82                          | 1.59                          | 0.19                             | 0.79                             | 0.21                    | 0.21                             | 0.21                  | 2.04                      |
| 95%                               | 0.15                   | 0.44             | 4.24                          | 3.06                          | 0.34                             | 1.48                             | 0.26                    | 0.26                             | 0.26                  | 4.71                      |
| 75%                               | 0.10                   | 0.31             | 2.59                          | 2.02                          | 0.26                             | 1.11                             | 0.25                    | 0.25                             | 0.25                  | 4.32                      |
| 50% (Median)                      | 0.09                   | 0.20             | 1.81                          | 1.58                          | 0.20                             | 0.77                             | 0.21                    | 0.21                             | 0.21                  | 1.72                      |
| <b>1,000-1,999 (N=100)</b>        |                        |                  |                               |                               |                                  |                                  |                         |                                  |                       |                           |
| Average                           | 0.07                   | 0.21             | 0.69                          | 1.71                          | 0.21                             | 1.08                             | 0.25                    | 0.25                             | 0.25                  | 11.93                     |
| 95%                               | 0.14                   | 0.35             | 2.50                          | 3.47                          | 0.53                             | 3.19                             | 0.71                    | 0.71                             | 0.71                  | 36.00                     |
| 75%                               | 0.09                   | 0.26             | 0.77                          | 2.39                          | 0.26                             | 1.50                             | 0.39                    | 0.39                             | 0.39                  | 5.17                      |
| 50% (Median)                      | 0.08                   | 0.19             | 0.51                          | 1.62                          | 0.14                             | 0.82                             | 0.14                    | 0.14                             | 0.14                  | 1.00                      |
| <b>700-999 (N=113)</b>            |                        |                  |                               |                               |                                  |                                  |                         |                                  |                       |                           |
| Average                           | 0.11                   | 0.22             | 0.70                          | 6.00                          | 0.41                             | 2.66                             | 0.67                    | 0.67                             | 0.67                  | 3.80                      |
| 95%                               | 0.17                   | 0.40             | 1.79                          | 21.16                         | 1.06                             | 7.80                             | 1.75                    | 1.75                             | 1.75                  | 11.66                     |
| 75%                               | 0.14                   | 0.26             | 0.97                          | 4.65                          | 0.77                             | 3.62                             | 1.00                    | 1.00                             | 1.00                  | 1.67                      |
| 50% (Median)                      | 0.13                   | 0.22             | 0.55                          | 3.22                          | 0.21                             | 2.05                             | 0.49                    | 0.49                             | 0.49                  | 0.55                      |
| <b>500-699 (N=305)</b>            |                        |                  |                               |                               |                                  |                                  |                         |                                  |                       |                           |
| Average                           | 0.14                   | 0.27             | 0.80                          | 6.17                          | 0.35                             | 6.23                             | 1.71                    | 1.71                             | 1.71                  | 0.84                      |
| 95%                               | 0.22                   | 0.37             | 2.26                          | 8.61                          | 1.11                             | 8.96                             | 4.30                    | 4.30                             | 4.30                  | 4.69                      |
| 75%                               | 0.19                   | 0.32             | 1.09                          | 5.60                          | 0.60                             | 3.97                             | 2.28                    | 2.28                             | 2.28                  | 0.50                      |
| 50% (Median)                      | 0.18                   | 0.29             | 0.78                          | 4.48                          | 0.14                             | 2.23                             | 1.53                    | 1.53                             | 1.53                  | 0.13                      |

**Benchmarks for  
School Media Library Centers in Colorado 2000**

| School Level/<br>Enrollment Range | WEEKLY SERVICE RATIOS  |                  |                               |                               |                                  |                                  |                                    |                                    |                                  |                                  |
|-----------------------------------|------------------------|------------------|-------------------------------|-------------------------------|----------------------------------|----------------------------------|------------------------------------|------------------------------------|----------------------------------|----------------------------------|
|                                   | STAFF PER 100 STUDENTS |                  |                               |                               |                                  | WEEKLY SERVICE RATIOS            |                                    |                                    |                                  |                                  |
|                                   | Endorsed specialists   | Total Paid Staff | Individual visits per student | Group visits per 100 students | Individual IS visits per student | Group IS visits per 100 students | Individual Circulation per student | Group Circulation per 100 students | Individual IS visits per student | Group IS visits per 100 students |
| <b>300-499 (N=427)</b>            |                        |                  |                               |                               |                                  |                                  |                                    |                                    |                                  |                                  |
| Average                           | 0.15                   | 0.30             | 0.95                          | 6.32                          | 0.47                             | 3.76                             | 1.66                               | 3.76                               | 0.47                             | 3.76                             |
| 95%                               | 0.31                   | 0.49             | 1.84                          | 14.86                         | 1.39                             | 8.74                             | 3.10                               | 8.74                               | 1.39                             | 8.74                             |
| 75%                               | 0.25                   | 0.36             | 1.20                          | 6.77                          | 0.91                             | 5.10                             | 2.36                               | 5.10                               | 0.91                             | 5.10                             |
| 50% (Median)                      | 0.21                   | 0.28             | 1.02                          | 5.33                          | 0.21                             | 3.53                             | 1.62                               | 3.53                               | 0.21                             | 3.53                             |
| <b>Under 300 (N=417)</b>          |                        |                  |                               |                               |                                  |                                  |                                    |                                    |                                  |                                  |
| Average                           | 0.24                   | 0.64             | 1.26                          | 7.23                          | 0.47                             | 5.40                             | 1.40                               | 5.40                               | 0.47                             | 5.40                             |
| 95%                               | 0.58                   | 1.23             | 3.12                          | 16.67                         | 1.24                             | 13.89                            | 3.91                               | 13.89                              | 1.24                             | 13.89                            |
| 75%                               | 0.41                   | 0.77             | 1.45                          | 7.62                          | 0.77                             | 5.24                             | 1.62                               | 5.24                               | 0.77                             | 5.24                             |
| 50% (Median)                      | 0.19                   | 0.51             | 1.05                          | 5.20                          | 0.36                             | 3.14                             | 1.16                               | 3.14                               | 0.36                             | 3.14                             |

522

521

# Benchmarks for School Media Library Centers in Colorado 2000

## ROLES OF LIBRARY MEDIA STAFF

### PERCENTAGE OF LMC STAFF HOURS SPENT IN COLLABORATIVE & LEADERSHIP ACTIVITIES

| School Level/<br>Enrollment Range | Identify<br>Materials<br>for teachers | Teaching | Providing<br>in-service | Reading<br>Incentives | Collection<br>Develop-<br>ment | Meeting<br>with LM<br>staff | Meeting<br>with<br>principal | Attending<br>faculty<br>meetings | Serving on<br>school<br>committees | Managing<br>computer<br>network |
|-----------------------------------|---------------------------------------|----------|-------------------------|-----------------------|--------------------------------|-----------------------------|------------------------------|----------------------------------|------------------------------------|---------------------------------|
|-----------------------------------|---------------------------------------|----------|-------------------------|-----------------------|--------------------------------|-----------------------------|------------------------------|----------------------------------|------------------------------------|---------------------------------|

**Colorado (N=1372)**

|              |     |     |    |     |     |    |    |    |    |     |
|--------------|-----|-----|----|-----|-----|----|----|----|----|-----|
| Average      | 7%  | 20% | 2% | 9%  | 6%  | 2% | 2% | 2% | 2% | 15% |
| 95%          | 16% | 50% | 6% | 30% | 20% | 7% | 5% | 5% | 6% | 38% |
| 75%          | 9%  | 29% | 3% | 13% | 8%  | 3% | 3% | 3% | 3% | 23% |
| 50% (Median) | 6%  | 18% | 2% | 5%  | 5%  | 2% | 2% | 2% | 2% | 13% |

**SCHOOL LEVEL**

**Elementary (N=843)**

|              |     |     |    |     |     |    |    |    |    |     |
|--------------|-----|-----|----|-----|-----|----|----|----|----|-----|
| Average      | 6%  | 20% | 2% | 12% | 5%  | 2% | 2% | 2% | 2% | 14% |
| 95%          | 15% | 50% | 5% | 34% | 15% | 7% | 5% | 5% | 5% | 38% |
| 75%          | 8%  | 30% | 3% | 18% | 6%  | 3% | 3% | 3% | 3% | 21% |
| 50% (Median) | 5%  | 19% | 2% | 9%  | 4%  | 2% | 2% | 2% | 2% | 11% |

**Junior High/Middle (N=261)**

|              |     |     |     |     |     |    |    |    |    |     |
|--------------|-----|-----|-----|-----|-----|----|----|----|----|-----|
| Average      | 8%  | 22% | 3%  | 4%  | 7%  | 2% | 1% | 2% | 2% | 14% |
| 95%          | 19% | 57% | 11% | 16% | 20% | 5% | 3% | 5% | 8% | 36% |
| 75%          | 11% | 31% | 4%  | 5%  | 10% | 3% | 3% | 3% | 3% | 18% |
| 50% (Median) | 6%  | 20% | 2%  | 3%  | 6%  | 2% | 1% | 2% | 1% | 13% |

**High School (N=204)**

|              |     |     |    |     |     |     |    |    |     |     |
|--------------|-----|-----|----|-----|-----|-----|----|----|-----|-----|
| Average      | 7%  | 19% | 2% | 3%  | 8%  | 2%  | 2% | 2% | 2%  | 21% |
| 95%          | 20% | 44% | 7% | 12% | 22% | 10% | 3% | 5% | 11% | 39% |
| 75%          | 10% | 25% | 3% | 3%  | 11% | 3%  | 2% | 2% | 3%  | 30% |
| 50% (Median) | 6%  | 17% | 2% | 1%  | 6%  | 2%  | 1% | 1% | 1%  | 19% |

**Combined (N=64)**

|              |     |     |    |     |     |    |    |    |    |     |
|--------------|-----|-----|----|-----|-----|----|----|----|----|-----|
| Average      | 8%  | 13% | 2% | 9%  | 11% | 2% | 3% | 2% | 2% | 14% |
| 95%          | 18% | 32% | 8% | 27% | 29% | 7% | 7% | 5% | 8% | 36% |
| 75%          | 11% | 18% | 3% | 13% | 13% | 3% | 3% | 3% | 3% | 19% |
| 50% (Median) | 6%  | 13% | 0% | 7%  | 8%  | 2% | 3% | 3% | 1% | 12% |



# Benchmarks for School Media Library Centers in Colorado 2000

| ROLES OF LIBRARY MEDIA STAFF<br>PERCENTAGE OF LMC STAFF HOURS SPENT IN COLLABORATIVE & LEADERSHIP ACTIVITIES |                                       |          |                         |                       |                                |                             |                              |                                  |                                    |                                 |  |
|--|---------------------------------------|----------|-------------------------|-----------------------|--------------------------------|-----------------------------|------------------------------|----------------------------------|------------------------------------|---------------------------------|--|
| School Level/<br>Enrollment Range  | Identify<br>Materials<br>for teachers | Teaching | Providing<br>in-service | Reading<br>Incentives | Collection<br>Develop-<br>ment | Meeting<br>with LM<br>staff | Meeting<br>with<br>principal | Attending<br>faculty<br>meetings | Serving on<br>school<br>committees | Managing<br>computer<br>network |  |
| <b>ENROLLMENT RANGE</b>  |                                       |          |                         |                       |                                |                             |                              |                                  |                                    |                                 |  |
| <b>2,000 &amp; over (N=10)</b>   |                                       |          |                         |                       |                                |                             |                              |                                  |                                    |                                 |  |
| Average  | 6%                                    | 19%      | 3%                      | 1%                    | 3%                             | 2%                          | 1%                           | 1%                               | 1%                                 | 21%                             |  |
| 95%  | 8%                                    | 32%      | 15%                     | 3%                    | 6%                             | 4%                          | 1%                           | 2%                               | 2%                                 | 34%                             |  |
| 75%  | 7%                                    | 26%      | 2%                      | 2%                    | 5%                             | 3%                          | 1%                           | 2%                               | 1%                                 | 32%                             |  |
| 50% (Median)   | 6%                                    | 19%      | 1%                      | 1%                    | 2%                             | 1%                          | 1%                           | 1%                               | 1%                                 | 20%                             |  |
| <b>1,000-1,999 (N=100)</b>   |                                       |          |                         |                       |                                |                             |                              |                                  |                                    |                                 |  |
| Average  | 9%                                    | 24%      | 2%                      | 2%                    | 6%                             | 1%                          | 1%                           | 1%                               | 1%                                 | 16%                             |  |
| 95%  | 21%                                   | 50%      | 9%                      | 12%                   | 19%                            | 3%                          | 3%                           | 3%                               | 4%                                 | 40%                             |  |
| 75%  | 13%                                   | 30%      | 2%                      | 2%                    | 8%                             | 1%                          | 1%                           | 1%                               | 1%                                 | 25%                             |  |
| 50% (Median)   | 8%                                    | 25%      | 1%                      | 1%                    | 4%                             | 1%                          | 1%                           | 1%                               | 1%                                 | 14%                             |  |
| <b>700-999 (N=113)</b>   |                                       |          |                         |                       |                                |                             |                              |                                  |                                    |                                 |  |
| Average  | 7%                                    | 24%      | 4%                      | 8%                    | 7%                             | 3%                          | 1%                           | 2%                               | 2%                                 | 13%                             |  |
| 95%  | 13%                                   | 55%      | 11%                     | 25%                   | 25%                            | 7%                          | 3%                           | 4%                               | 7%                                 | 35%                             |  |
| 75%  | 9%                                    | 39%      | 5%                      | 13%                   | 10%                            | 3%                          | 3%                           | 3%                               | 3%                                 | 19%                             |  |
| 50% (Median)   | 6%                                    | 22%      | 3%                      | 5%                    | 3%                             | 2%                          | 1%                           | 2%                               | 1%                                 | 10%                             |  |
| <b>500-699 (N=305)</b>   |                                       |          |                         |                       |                                |                             |                              |                                  |                                    |                                 |  |
| Average  | 7%                                    | 23%      | 2%                      | 12%                   | 6%                             | 2%                          | 1%                           | 2%                               | 2%                                 | 12%                             |  |
| 95%  | 17%                                   | 50%      | 6%                      | 43%                   | 15%                            | 6%                          | 3%                           | 5%                               | 11%                                | 36%                             |  |
| 75%  | 9%                                    | 32%      | 3%                      | 17%                   | 7%                             | 3%                          | 2%                           | 3%                               | 3%                                 | 15%                             |  |
| 50% (Median)   | 5%                                    | 22%      | 2%                      | 7%                    | 4%                             | 2%                          | 1%                           | 2%                               | 2%                                 | 10%                             |  |

**Benchmarks for  
School Media Library Centers in Colorado 2000**

**ROLES OF LIBRARY MEDIA STAFF**

**PERCENTAGE OF LMC STAFF HOURS SPENT IN COLLABORATIVE & LEADERSHIP ACTIVITIES**

| School Level/<br>Enrollment Range | Identify<br>Materials<br>for teachers | Teaching | Providing<br>in-service | Reading<br>Incentives | Collection<br>Develop-<br>ment | Meeting<br>with LM<br>staff | Meeting<br>with<br>principal | Attending<br>faculty<br>meetings | Serving on<br>school<br>committees | Managing<br>computer<br>network |
|-----------------------------------|---------------------------------------|----------|-------------------------|-----------------------|--------------------------------|-----------------------------|------------------------------|----------------------------------|------------------------------------|---------------------------------|
| <b>300-499 (N=427)</b>            |                                       |          |                         |                       |                                |                             |                              |                                  |                                    |                                 |
| Average                           | 6%                                    | 21%      | 2%                      | 10%                   | 5%                             | 2%                          | 2%                           | 2%                               | 2%                                 | 14%                             |
| 95%                               | 13%                                   | 48%      | 5%                      | 34%                   | 13%                            | 5%                          | 5%                           | 5%                               | 4%                                 | 38%                             |
| 75%                               | 8%                                    | 30%      | 3%                      | 15%                   | 6%                             | 3%                          | 3%                           | 3%                               | 3%                                 | 21%                             |
| 50% (Median)                      | 5%                                    | 19%      | 2%                      | 8%                    | 5%                             | 2%                          | 2%                           | 3%                               | 2%                                 | 10%                             |
| <b>Under 300 (N=417)</b>          |                                       |          |                         |                       |                                |                             |                              |                                  |                                    |                                 |
| Average                           | 7%                                    | 16%      | 2%                      | 7%                    | 8%                             | 3%                          | 2%                           | 2%                               | 2%                                 | 18%                             |
| 95%                               | 20%                                   | 33%      | 6%                      | 19%                   | 27%                            | 10%                         | 6%                           | 6%                               | 8%                                 | 38%                             |
| 75%                               | 8%                                    | 23%      | 3%                      | 13%                   | 12%                            | 3%                          | 3%                           | 3%                               | 3%                                 | 29%                             |
| 50% (Median)                      | 6%                                    | 13%      | 2%                      | 5%                    | 6%                             | 2%                          | 2%                           | 3%                               | 2%                                 | 15%                             |

# Benchmarks for School Media Library Centers in Colorado 2000

| School Level/<br>Enrollment Range | COLLECTION RATIOS         |                    |        |        | EXPENDITURES PER STUDENT |                                       |                            |  |       |          |  | Total<br>operating |  |
|-----------------------------------|---------------------------|--------------------|--------|--------|--------------------------|---------------------------------------|----------------------------|--|-------|----------|--|--------------------|--|
|                                   | Volumes<br>per<br>student | Per 100 Students   |        |        | Print<br>materials       | Materials in<br>electronic<br>formats | Non-<br>print<br>materials | Electronic<br>access to<br>information | Total |          |  |                    |  |
|                                   |                           | Print<br>subscript | Audio  | Videos |                          |                                       |                            |  |       | Software |  |                    |  |
| <b>Colorado (N=1372)</b>          |                           |                    |        |        |                          |                                       |                            |  |       |          |  |                    |  |
| Average                           | 23.65                     | 5.97               | 25.42  | 59.51  | 13.25                    | 11.64                                 | 2.13                       | 1.44                                   | 2.13  | 23.04    |  |                    |  |
| 95%                               | 50.47                     | 16.25              | 116.60 | 152.52 | 55.03                    | 27.19                                 | 8.70                       | 5.22                                   | 11.21 | 59.28    |  |                    |  |
| 75%                               | 28.10                     | 6.40               | 28.00  | 74.36  | 9.77                     | 13.62                                 | 2.30                       | 1.92                                   | 1.83  | 23.72    |  |                    |  |
| 50% (Median)                      | 20.58                     | 3.92               | 9.58   | 36.40  | 3.13                     | 8.62                                  | 0.73                       | 0.67                                   | 0.44  | 14.13    |  |                    |  |
| <b>SCHOOL LEVEL</b>               |                           |                    |        |        |                          |                                       |                            |  |       |          |  |                    |  |
| <b>Elementary (N=843)</b>         |                           |                    |        |        |                          |                                       |                            |  |       |          |  |                    |  |
| Average                           | 23.86                     | 4.06               | 28.91  | 49.27  | 17.49                    | 9.75                                  | 1.96                       | 1.20                                   | 1.41  | 19.28    |  |                    |  |
| 95%                               | 49.92                     | 9.08               | 117.03 | 119.62 | 71.48                    | 20.04                                 | 8.55                       | 3.91                                   | 4.18  | 57.97    |  |                    |  |
| 75%                               | 29.30                     | 4.43               | 31.90  | 71.43  | 13.89                    | 12.13                                 | 2.08                       | 1.75                                   | 0.93  | 20.37    |  |                    |  |
| 50% (Median)                      | 21.80                     | 3.31               | 14.08  | 35.19  | 5.31                     | 8.54                                  | 0.69                       | 0.05                                   | 0.00  | 12.33    |  |                    |  |
| <b>Junior High/Middle (N=261)</b> |                           |                    |        |        |                          |                                       |                            |  |       |          |  |                    |  |
| Average                           | 19.92                     | 6.36               | 17.38  | 52.46  | 4.86                     | 10.09                                 | 1.24                       | 0.95                                   | 1.25  | 18.07    |  |                    |  |
| 95%                               | 47.62                     | 14.14              | 109.98 | 156.38 | 16.72                    | 20.86                                 | 3.60                       | 2.83                                   | 3.62  | 50.53    |  |                    |  |
| 75%                               | 23.56                     | 7.98               | 10.34  | 60.66  | 7.02                     | 13.33                                 | 2.05                       | 1.35                                   | 2.00  | 21.29    |  |                    |  |
| 50% (Median)                      | 17.99                     | 5.41               | 4.39   | 34.57  | 1.92                     | 8.40                                  | 0.76                       | 0.73                                   | 0.53  | 14.07    |  |                    |  |
| <b>High School (N=204)</b>        |                           |                    |        |        |                          |                                       |                            |  |       |          |  |                    |  |
| Average                           | 18.13                     | 6.76               | 11.95  | 79.13  | 2.42                     | 11.43                                 | 2.18                       | 1.80                                   | 3.38  | 24.63    |  |                    |  |
| 95%                               | 44.07                     | 16.14              | 67.66  | 186.49 | 12.07                    | 24.16                                 | 8.77                       | 8.22                                   | 12.50 | 53.78    |  |                    |  |
| 75%                               | 22.96                     | 10.41              | 9.79   | 81.86  | 2.60                     | 16.33                                 | 3.39                       | 2.33                                   | 4.18  | 34.23    |  |                    |  |
| 50% (Median)                      | 12.89                     | 5.26               | 4.38   | 38.23  | 0.57                     | 10.31                                 | 0.44                       | 0.87                                   | 2.63  | 21.38    |  |                    |  |
| <b>Combined (N=64)</b>            |                           |                    |        |        |                          |                                       |                            |  |       |          |  |                    |  |
| Average                           | 56.05                     | 27.39              | 51.93  | 164.55 | 24.56                    | 45.42                                 | 8.34                       | 5.85                                   | 11.35 | 87.69    |  |                    |  |
| 95%                               | 156.26                    | 57.14              | 209.27 | 520.34 | 202.81                   | 152.37                                | 30.46                      | 26.20                                  | 49.78 | 364.67   |  |                    |  |
| 75%                               | 84.15                     | 40.27              | 77.76  | 198.08 | 16.95                    | 51.06                                 | 8.63                       | 6.36                                   | 13.13 | 92.31    |  |                    |  |
| 50% (Median)                      | 41.33                     | 24.16              | 31.67  | 104.70 | 5.62                     | 34.27                                 | 2.77                       | 2.54                                   | 3.51  | 58.11    |  |                    |  |

# Benchmarks for School Media Library Centers in Colorado 2000

| School Level/<br>Enrollment Range | COLLECTION RATIOS         |                    |        |        | EXPENDITURES PER STUDENT |                    |                                       |                            |  |                    |  |
|-----------------------------------|---------------------------|--------------------|--------|--------|--------------------------|--------------------|---------------------------------------|----------------------------|--|--------------------|--|
|                                   | Volumes<br>per<br>student | Print<br>subscript | Audio  | Videos | Software                 | Print<br>materials | Materials in<br>electronic<br>formats | Non-<br>print<br>materials | Electronic<br>access to<br>information | Total<br>operating |  |
| <b>ENROLLMENT RANGE</b>           |                           |                    |        |        |                          |                    |                                       |                            |  |                    |  |
| <b>2,000 &amp; over (N=10)</b>    |                           |                    |        |        |                          |                    |                                       |                            |  |                    |  |
| Average                           | 10.79                     | 2.62               | 7.98   | 18.63  | 0.63                     | 7.80               | 0.48                                  | 0.20                       | 2.28                                   | 14.49              |  |
| 95%                               | 20.73                     | 5.43               | 14.65  | 42.27  | 1.38                     | 15.50              | 1.83                                  | 0.74                       | 4.08                                   | 24.38              |  |
| 75%                               | 15.30                     | 3.40               | 10.42  | 39.90  | 1.23                     | 10.53              | 1.36                                  | 0.34                       | 2.67                                   | 15.30              |  |
| 50% (Median)                      | 11.89                     | 2.51               | 7.98   | 10.67  | 0.51                     | 6.80               | 0.08                                  | 0.08                       | 2.15                                   | 14.69              |  |
| <b>1,000-1,999 (N=100)</b>        |                           |                    |        |        |                          |                    |                                       |                            |  |                    |  |
| Average                           | 9.80                      | 4.41               | 7.21   | 33.75  | 1.34                     | 7.05               | 0.54                                  | 1.19                       | 3.01                                   | 14.59              |  |
| 95%                               | 15.88                     | 8.41               | 29.96  | 101.49 | 10.31                    | 13.53              | 4.21                                  | 5.67                       | 11.29                                  | 26.93              |  |
| 75%                               | 12.05                     | 4.78               | 7.15   | 50.78  | 0.97                     | 8.68               | 0.69                                  | 1.38                       | 4.22                                   | 17.06              |  |
| 50% (Median)                      | 9.41                      | 2.91               | 3.35   | 23.14  | 0.28                     | 6.48               | 0.08                                  | 0.55                       | 2.27                                   | 12.96              |  |
| <b>700-999 (N=113)</b>            |                           |                    |        |        |                          |                    |                                       |                            |  |                    |  |
| Average                           | 14.70                     | 3.83               | 15.28  | 43.61  | 4.28                     | 8.11               | 0.99                                  | 0.84                       | 1.26                                   | 12.93              |  |
| 95%                               | 23.70                     | 9.63               | 76.53  | 117.94 | 16.72                    | 18.55              | 3.00                                  | 2.83                       | 4.36                                   | 26.62              |  |
| 75%                               | 18.07                     | 5.73               | 13.02  | 52.57  | 6.71                     | 10.90              | 1.53                                  | 1.21                       | 2.05                                   | 15.69              |  |
| 50% (Median)                      | 13.64                     | 2.79               | 8.14   | 29.30  | 1.49                     | 6.89               | 0.66                                  | 0.51                       | 0.00                                   | 11.68              |  |
| <b>500-699 (N=305)</b>            |                           |                    |        |        |                          |                    |                                       |                            |  |                    |  |
| Average                           | 20.49                     | 3.59               | 30.40  | 43.41  | 10.76                    | 8.11               | 1.39                                  | 0.92                       | 0.73                                   | 13.97              |  |
| 95%                               | 38.66                     | 7.96               | 117.03 | 150.95 | 55.03                    | 14.72              | 5.87                                  | 3.10                       | 3.15                                   | 27.91              |  |
| 75%                               | 23.30                     | 3.97               | 30.39  | 47.69  | 9.00                     | 11.16              | 1.57                                  | 1.15                       | 0.92                                   | 17.53              |  |
| 50% (Median)                      | 18.50                     | 3.05               | 15.53  | 29.04  | 2.27                     | 7.54               | 0.81                                  | 0.48                       | 0.00                                   | 12.74              |  |




**Benchmarks for  
School Media Library Centers in Colorado 2000**

| School Level/<br>Enrollment Range | COLLECTION RATIOS         |                     |        |        | EXPENDITURES PER STUDENT |                    |                                       |                            |  |                    |  |
|-----------------------------------|---------------------------|---------------------|--------|--------|--------------------------|--------------------|---------------------------------------|----------------------------|--|--------------------|--|
|                                   | Volumes<br>per<br>student | Print<br>subscriber | Audio  | Videos | Software                 | Print<br>materials | Materials in<br>electronic<br>formats | Non-<br>print<br>materials | Electronic<br>access to<br>information | Total<br>operating |  |
| <b>300-499 (N=427)</b>            |                           |                     |        |        |                          |                    |                                       |                            |  |                    |  |
| Average                           | 21.33                     | 4.74                | 19.62  | 53.19  | 18.53                    | 9.95               | 1.64                                  | 1.45                       | 1.34                                   | 16.54              |  |
| 95%                               | 34.27                     | 10.91               | 71.25  | 121.30 | 97.24                    | 20.93              | 7.38                                  | 5.90                       | 6.14                                   | 41.03              |  |
| 75%                               | 24.41                     | 5.60                | 24.52  | 79.58  | 9.15                     | 12.22              | 2.16                                  | 2.23                       | 1.19                                   | 20.37              |  |
| 50% (Median)                      | 20.58                     | 4.12                | 8.13   | 41.18  | 3.13                     | 8.62               | 0.59                                  | 0.52                       | 0.00                                   | 13.03              |  |
| <b>Under 300 (N=417)</b>          |                           |                     |        |        |                          |                    |                                       |                            |  |                    |  |
| Average                           | 35.11                     | 10.09               | 35.33  | 88.65  | 15.14                    | 18.40              | 4.00                                  | 2.10                       | 3.99                                   | 41.32              |  |
| 95%                               | 70.61                     | 31.10               | 134.32 | 332.28 | 52.36                    | 42.98              | 18.50                                 | 6.33                       | 18.66                                  | 112.26             |  |
| 75%                               | 43.35                     | 13.33               | 56.41  | 93.53  | 15.88                    | 20.04              | 3.96                                  | 2.19                       | 2.79                                   | 48.53              |  |
| 50% (Median)                      | 29.80                     | 6.40                | 13.38  | 57.14  | 7.58                     | 13.64              | 1.93                                  | 1.23                       | 0.84                                   | 23.54              |  |

SCHOOL LIBRARY MEDIA CENTERS

# BENCHMARKS

COLORADO 2000



The benchmarks for school library media centers (LMCs) in the state are ratios that should make it easier to compare your LMC's figures with those for other LMCs, either individually or grouped by school level or enrollment range. These ratios address both LMC resources (examples: staffing, the collection, funding) and services (examples: cooperation between LM staff and classroom teachers, circulation).

## STAFFING RATIOS

Benchmarks for LMC staffing are provided by two ratios: endorsed library media specialists per 100 students and total LMC staff per 100 students.

### Hours of Endorsed Library Media Specialists per 100 Students

*Hours of endorsed library media specialists per 100 students* is calculated as follows: the number of hours per week of library media specialists endorsed by the Colorado Department of Education divided by the number of students enrolled in the school, divided by 100:

$$\text{LMS hours} \div (\text{Students Enrolled} \div 100) = \text{LMS hours per 100 Students}$$

This ratio is a measure of the extent to which an LMC's operations are supervised by a library media professional whose training has been endorsed by the state.

## BENCHMARKS FOR SCHOOL LIBRARY MEDIA CENTERS IN COLORADO 1999

### Total LMC Staff per 100 Students

*Total LMC staff hours per 100 students* is calculated as the total number of weekly hours of LMC staff divided by the number of students enrolled in the school, divided by 100:

$$\text{LMC Staff Hours} \div (\text{Students Enrolled}) \div 100 = \text{LMC Staff Hours per 100 Students}$$

This ratio is a measure of the extent to which an LMC is adequately staffed, taking into consideration the number of students served by the LMC.

### WEEKLY SERVICE RATIOS

Benchmarks for weekly LMC services are provided by six ratios: LMC visits per student, LMC group visits per 100 students, information skills instruction (IS) visits per student, IS group visits per 100 students, circulation transactions per student, and the ILL per 100 circulation ratio.

### LMC Visits by Individual Students and by Groups

*LMC visits per student* is calculated as the number of visits to the LMC by individual students divided by the number of students enrolled in the school. Each of the weekly service ratios is calculated in the same manner as LMC visits per student. For example:

$$\# \text{ of Student visits to LMC} \div \text{Students Enrolled} = \text{LMC Visits per Student}$$

This ratio is a measure of the frequency with which students use the LMC in general. In lieu of figures on uses of electronic information resources, this ratio is an important supplement to the circulation ratio.

### Circulation Transactions per Student

*Circulation transactions per student* is calculated as the number of times library media materials are charged out to users divided by the number of students enrolled in the school:

$$\text{Charge-outs} \div \text{Students Enrolled} = \text{Circulation Transactions per Student}$$

## BENCHMARKS FOR SCHOOL LIBRARY MEDIA CENTERS IN COLORADO 1999

This ratio is the traditional library use measure, but also includes non-book formats such as issues of print magazines, video materials, and computer software packages, when such items are circulated.

### Interlibrary Loans per 100 Circulation Ratio

The *ILL/100 circulation ratio* is calculated as the number of items borrowed or rented by the LMC divided by circulation of materials from the LMC collection, divided by 100:

$$\text{Items Borrowed/Rented} \div (\text{Items Circulated} \div 100) = \text{ILL per 100 Circulation Ratio}$$

This ratio is another measure of the extent to which the LMC participates in resource sharing among libraries and exploits other resources available commercially.

Caution: While generally it is good for an LMC to have a high figure for this ratio, an excessively high one--especially if coupled with low collection and circulation ratios--may indicate the need to review the LMC's collection development policy.

|   |
|---|
| <b>PERCENTAGE OF WEEKLY LMC STAFF HOURS SPENT IN LEADERSHIP OR COLLABORATIVE ACTIVITIES</b> |
|---|

In 1999, the Library Research Service did a major study of Colorado school media center statistics, evaluating the impact of school library media staff, services, and resources on test scores. Published in 2000, *How School Librarians Help Kids Achieve Standards* clearly demonstrates that library media staff involvement in leadership activities such as committee service and technology management as well as increased staff collaboration with faculty and students positively impacts test scores.

### Time spent in Leadership

There were four variables identified as leadership hallmarks: meeting with LMC staff, working with or meeting with school principal/administration, attending faculty meetings, and participating in standards and/or curriculum committees. Each variable was calculated in the same manner as the percentage of time spent in meetings with principal/administration.



## BENCHMARKS FOR SCHOOL LIBRARY MEDIA CENTERS IN COLORADO 1999

The percentage of staff hours spent meeting with the principal or other administration is calculated as follows: the number of hours paid LMC staff spend in such meetings divided by the total number of hours worked by such LMC staff.

$$\text{LMC Staff Hours Working/Meeting with Administration} \div \text{LMC Staff Hours Worked} = \text{Percentage Hours Meeting with Administration}$$

### Time spent in Collaboration

There were six variables identified as hallmarks of a collaborative approach: planning with teachers, teaching cooperatively with teachers, providing in-service to faculty, offering reading incentive activities, developing collections, and managing technology that links the students to the LMC or to other information resources. Each variable was calculated in the same manner as the percentage time spent planning with faculty.

The percentage of staff hours spent planning with faculty is calculated as follows: the number of hours paid LMC staff spends divided by the total number of hours worked by such LMC staff.

$$\text{LMC Staff Hours Planning with Teachers} \div \text{LMC Staff Hours Worked} = \text{Percentage Hours Planning with Teachers}$$

## COLLECTION RATIOS

Benchmarks for LMC collection development are provided by five ratios: volumes per student, print subscriptions per 100 students, audio materials per 100 students, video materials per 100 students, and computer software per 100 students.

### Volumes per Student

*Volumes per student* is calculated as the number of print volumes in the LMC collection divided by the number of students enrolled in the school:

$$\text{Print Volumes} \div \text{Students Enrolled} = \text{Volumes per Students}$$

## BENCHMARKS FOR SCHOOL LIBRARY MEDIA CENTERS IN COLORADO 1999

This ratio indicates the size of the LMC book collection in relation to the size of the student body it is designed to serve.

It is important to consider this ratio in relation to collection ratios for other formats (examples: electronic subscriptions, videos, software) as well as the circulation ratio. If volumes per student is relatively high, the percentage of non-circulating materials in the collection is relatively low. If circulation per student is relatively low, it may be time to consider weeding the collection and/or revising the LMC's collection development policy.

### **Print Subscriptions per 100 Students**

Print subscriptions per 100 students is calculated as the number of periodicals (magazines and newspapers) to which the LMC subscribes in print divided by the number of students enrolled in the school, divided by 100:

$$\text{Print Periodicals} \div (\text{Students Enrolled} \div 100) = \text{Print Subscriptions per 100 Students}$$

This ratio indicates the scope of the LMC's print periodical holdings in relation to the size of the student body.

Over the next few years, it will be particularly important to monitor changes in this ratio relative to those for electronic subscriptions. Changes in the ratio should also be related to the change in per student spending for print and electronic subscriptions as well as the capital investment in equipment required to access electronic formats.

### **Video Materials per 100 Students**

*Video materials per 100 students* is calculated as the total number of video materials\* in the LMC collection divided by the number of students enrolled in the school, divided by 100:

$$\text{Video Materials} \div (\text{Students Enrolled} \div 100) = \text{Video Materials per 100 Students}$$

This ratio indicates the size of the video collection in relation to the size of the student body. Notably, unlike electronic subscriptions and computer software, video materials tend to be used by whole classes or groups of students rather than by individuals.

\*(examples: videocassettes, video disks)

## BENCHMARKS FOR SCHOOL LIBRARY MEDIA CENTERS IN COLORADO 1999

### Audio Materials per 100 Students

*Audio materials per 100 students* is calculated as the total number of audio materials in the LMC collection divided by the number of students enrolled in the school, divided by 100:

$$\text{Audio Materials} \div (\text{Students Enrolled} \div 100) = \text{Audio Materials per 100 Students}$$

### Computer Software Packages per 100 Students

*Computer software packages per 100 students* is calculated as the total number of licensed computer software packages included in the LMC collection divided by the number of students enrolled in the school, divided by 100:

$$\text{Licensed Software Packages} \div (\text{Students Enrolled} \div 100) = \text{Software Packages per Student}$$

## FUNDING RATIOS

Benchmarks for LMC funding are provided by five ratios: print materials expenditures per student, electronic format expenditures per student, non-print materials expenditures per student, electronic access expenditures per student, and total operating expenditures per student.

### Print Materials Expenditures per Student

*Print materials expenditures per student* is calculated as total spending for print formats divided by the number of students enrolled in the school:

$$\text{Print Expenditures} \div \text{Students Enrolled} = \text{Print Expenditures per Student}$$

This ratio indicates the level of spending on print materials relative to the size of the student body. From year to year, maintenance of an LMC's buying power depends on increases in such funding to account for increases in enrollment and/or increases in average costs for books and periodicals.

540

## BENCHMARKS FOR SCHOOL LIBRARY MEDIA CENTERS IN COLORADO 1999

### **Electronic Format Expenditures per Student**

*Electronic format materials expenditures per student* is calculated as total spending for electronic formats divided by the number of students enrolled in the school:

$$\text{Electronic Format Expenditures} \div \text{Students Enrolled} = \text{Electronic Format Expenditures per Student}$$

This ratio indicates the level of spending on electronic format materials relative to the size of the student body. As with print expenditures, maintenance of an LMC's non-print buying power relies on increases in such funding to support increases in enrollment and/or increased charges from vendors of electronic resources.

(examples: software, CD-ROM, laser disk, locally-mounted databases)

### **Non-Print Materials Expenditures per Student**

*Non-print materials expenditures per student* is calculated as total spending for non-print formats divided by the number of students enrolled in the school:

$$\text{Non-print Expenditures} \div \text{Students Enrolled} = \text{Non-print Expenditures per Student}$$

This ratio indicates the level of spending on non-print materials relative to the size of the student body.

(examples: audio, video, microform)

Potentially, the shift from "just in case" print collections to "just in time" electronic access to information could stabilize--even reduce--the costs of LMC operation. Alas, among the many changes being wrought in the "information age" are those of how information as a commodity is priced. Whether or not savings occur as a result of the shift from print to electronic resources may depend largely on how electronic information is "packaged" (examples: CD-ROM, laser disk, mini-disk, online access) and priced (examples: quarterly or annual subscriptions, fee-for-use).

## BENCHMARKS FOR SCHOOL LIBRARY MEDIA CENTERS IN COLORADO 1999

### Total Operating Expenditures per Student

*Total operating expenditures per student* is calculated as the sum of print materials, electronic format acquisitions, electronic access, and other non-print materials costs and supplies and other operating costs divided by the number of students enrolled in the school:


$$\text{Print} + \text{Non-print} + \text{Access} + \text{Other Operating Costs} \div \text{Students Enrolled} = \text{Total Materials Expenditures per Student}$$

This ratio indicates the overall cost to the LMC of providing access to its collection and electronically networked information.

542



*U.S. Department of Education  
Office of Educational Research and Improvement (OERI)  
National Library of Education (NLE)  
Educational Resources Information Center (ERIC)*



**REPRODUCTION RELEASE**  
(Specific Document)

## **NOTICE**

### **REPRODUCTION BASIS**



This document is covered by a signed "Reproduction Release (Blanket) form (on file within the ERIC system), encompassing all or classes of documents from its source organization and, therefore, does not require a "Specific Document" Release form.



This document is Federally-funded, or carries its own permission to reproduce, or is otherwise in the public domain and, therefore, may be reproduced by ERIC without a signed Reproduction Release form (either "Specific Document" or "Blanket").

EFF-089 (9/97)

< IR 058305 >  
< AVAIL >



[ Search ]

Colorado Department  
of Education

Visit the Colorado  
State Web Site



## Colorado School Library Media Centers

### SLMC Survey 2000 / Latest Colorado Data / Standards & Assessment / The "Colorado Studies"

#### ANNUAL SLMC SURVEY

#### School Library Media Center Survey 2000

Each year, this questionnaire is completed voluntarily by a sample of at least 300 of the state's 1,500 school library media centers.

From this data, we are able to derive *Statistics and Input-Output Measures for School Library Media Centers in Colorado*, annual school-by-school data for Colorado school library media centers. These reports include data on hours of operation, schedule, staffing levels, staff activities, technology, collection holdings, services, and expenditures.

#### COLORADO DATA and REPORTS

#### **Statistics and Input-Output Measures for School Library Media Centers in Colorado 2000**

*Profiles are available in either Excel (.xls) or Acrobat reader (.pdf) format*  
**2000 / 1999 / 1998**

These reports include complete data on hours of operation, schedule, staffing levels, staff activities, technology, collection holdings, usage, and expenditures. Results are collected from 300+ schools responding to the Survey of School Library Media Centers in Colorado 2000.

#### STANDARDS and ASSESSMENT

#### **Colorado Department of Education - CSAP Results**

Includes comprehensive school-by-school results for both the 1997, 1998, and 1999 CSAP Assessment Test.

#### The "Colorado Studies"

#### ■ **How School Librarians Help Kids Achieve Standards: The Second Colorado Study** (2000 Colorado study)

by Keith Curry Lance, Christine Hamilton-Pennell, and Marcia J. Rodney

LRS links/  
School Libraries  
[CO 1998 SLMC Data](#)  
[CO 1999 SLMC Data](#)  
[CO 2000 SLMC Data](#)  
National  
[Other States/Studies](#)

Colorado Links  
[ACLIN for Kids](#)  
[Academic Standards](#)  
[Dept. of Education](#)  
[CEMA Online](#)  
[Colorado Library Assn](#)  
[School/District Statis](#)  
[Standards in Action](#)  
[Regional Library Serv](#)  
[Systems](#)

Other Library Data  
Academic  
Public