

DOCUMENT RESUME

ED 452 927

JC 010 375

TITLE Wisconsin Technical College System Board 1999-2000 Graduate Follow-Up Report.

INSTITUTION Wisconsin Technical Coll. System Board, Madison.

PUB DATE 2001-04-00

NOTE 32p.

PUB TYPE Numerical/Quantitative Data (110) -- Reports - Research (143)

EDRS PRICE MF01/PC02 Plus Postage.

DESCRIPTORS *Graduate Surveys; Outcomes of Education; School Effectiveness; Student Surveys; *Technical Institutes; Two Year Colleges; *Vocational Education; Vocational Followup

IDENTIFIERS *Wisconsin Technical College System

ABSTRACT

This graduate follow-up survey is conducted annually to gather data regarding the activities and perceptions of students approximately six months after their graduation from Wisconsin's Technical Colleges. The primary objectives of the survey are to determine the extent to which graduates' current activities are related to the graduates' educational programs, to provide information to be used as tools in career awareness and planning efforts for those making or assisting in career decisions, and to provide data to facilitate program planning, evaluation, and development. The 16 colleges in the Wisconsin Technical College System surveyed graduates of programs in their respective colleges. A total of 15,692 graduates were surveyed statewide with 11,885 responding (76% response rate). When asked to give their reason for attending technical colleges, 44 percent said it was to prepare to obtain employment, while 20 percent said it was to make a career change. Of the respondents who are in the labor market, 95 percent are employed and 5 percent are still seeking employment. Within the group that is employed, 82 percent indicated that their job is related to the training received. The median annual salary for all 1999-2000 technical college graduates is \$25,883. (JA)

ED 452 927

U.S. DEPARTMENT OF EDUCATION
Office of Educational Research and Improvement
EDUCATIONAL RESOURCES INFORMATION
CENTER (ERIC)

- This document has been reproduced as received from the person or organization originating it.
- Minor changes have been made to improve reproduction quality.
- Points of view or opinions stated in this document do not necessarily represent official OERI position or policy.

PERMISSION TO REPRODUCE AND
DISSEMINATE THIS MATERIAL HAS
BEEN GRANTED BY

D. A. York

TO THE EDUCATIONAL RESOURCES
INFORMATION CENTER (ERIC)

1

1999-2000

Graduate Follow-Up

WISCONSIN TECHNICAL COLLEGE SYSTEM BOARD
EDWARD CHIN, STATE DIRECTOR

JC 010 375



BEST COPY AVAILABLE

2

1999-2000 GRADUATE FOLLOW-UP REPORT

April 2001



Wisconsin Technical College System Board
310 Price Place
Madison, Wisconsin 53705

Edward Chin, State Director

TABLE OF CONTENTS

	<u>Page</u>
Overview	1
Introduction	1
Methodology	1
Demographic Data	2
Reason For Attending	3
Satisfaction with Training	4
Employment Status	5
Employment Location	6
Employment Related to Training by Instructional Division	7
Median Annual Salaries by Instructional Division	8
Tables: Follow-Up Data by Program	9
Index to Data Tables	22
Web Site Information	25
Appendix A - Survey Instrument	26

If you need further information about this publication, contact Patti Schuettler, Program and Planning Analyst at (608) 266-5857 or e-mail: schuetp@board.tec.wi.us.

OVERVIEW

Introduction

The Graduate Follow-Up Survey is conducted annually to gather data regarding the activities and perceptions of students approximately six months after their graduation from Wisconsin's Technical Colleges.

The primary objectives of the survey are to identify the current activities of program graduates, to determine the extent to which current activities are related to the graduates' educational programs, to provide information to be used as tools in career awareness and planning efforts for those making or assisting in career decisions, and to provide data to facilitate program planning, evaluation and development.

Methodology

The 16 colleges in the Wisconsin Technical College System surveyed graduates of programs in their respective colleges. The survey was conducted between October and December, 2000. A total of **15,692 graduates** were surveyed statewide with **11,885 responding**, resulting in a **response rate of 76 percent**. These responses were submitted to the Wisconsin Technical College System Board for compilation of this statewide report. A copy of the survey instrument is included as Appendix A. Basic concepts and measures used throughout the report are defined below.

The **labor force** includes all employed and unemployed respondents except those who are unemployed and not seeking employment. A person is considered **employed** if he or she worked for pay or profit at the time of the survey. Individuals in any of these groups may be employed full-time or part-time. Full-time employment is defined as 35 or more hours per week; part-time employment is less than 35 hours per week. A person is considered to be seeking employment if he or she performed no work for pay or profit at the time of the survey but was looking for work.

Survey respondents who are employed classified their jobs as related or not related to the training they received. In the follow-up data tables beginning on page 9, employed respondents who indicate their job is related to their training are counted in the **employed related** category. Thus, the employed related category is a subset of the employed category.

Salary figures are reported for respondents who indicate they are employed full-time in jobs related to their training. The **median salary** is the mid-point of salaries reported with half of the salaries below and half above the mid-point. Please note that salaries are now displayed as per hour and annual rates.

DEMOGRAPHIC COMPOSITION OF 1999-2000 GRADUATES

The following table shows the sex and ethnicity of all of the 15,692 1999-2000 graduates by type of degree granted and by instructional division. There are 3,354 more females than males. Minorities represented 8.1 percent of all graduates, while 4.7 percent of the graduates did not report their ethnicity. (Please note N/R means Not Reported.)

	Male	Female	N/R	Total	Amer Indian	Asian Amer	Black	Hispanic	White	N/R
ASSOCIATE DEGREE	2,760	4,618	16	7,394	75	104	184	120	6,677	234
SHORT-TERM	1,679	3,366	32	5,077	58	70	280	115	4,206	348
1-YEAR TECH DIPLOMA	1,074	1,379	10	2,463	21	28	114	47	2,143	110
2-YEAR TECH DIPLOMA	551	18	0	569	4	10	2	2	519	32
COLLEGE PARALLEL	75	112	2	189	0	8	17	9	140	15
TOTALS	6,139	9,493	60	15,692	158	220	597	293	13,685	739
PERCENT OF TOTAL	39.12%	60.50%	0.38%	100.00%	1.01%	1.40%	3.80%	1.87%	87.21%	4.71%
AGRIBUSINESS	311	147	0	458	2	2	1	3	431	19
BUSINESS	743	2,040	7	2,790	32	67	99	38	2,452	102
MARKETING	412	686	4	1,102	19	8	18	35	989	33
GRAPHICS	135	170	1	306	1	7	5	4	277	12
FAMILY & CONSUMER ED	87	527	2	616	10	1	46	8	517	34
INDUSTRIAL	1,716	133	3	1,852	21	35	70	39	1,583	104
HEALTH	1,076	5,140	32	6,248	52	66	218	108	5,455	349
SERVICE	788	400	9	1,197	19	11	109	34	971	53
TECHNICAL & TV	795	137	0	932	2	15	13	15	869	18
GENERAL EDUCATION	76	113	2	191	0	8	18	9	141	15
TOTALS	6,139	9,493	60	15,692	158	220	597	293	13,685	739
PERCENT OF TOTAL	39.12%	60.50%	0.38%	100.00%	1.01%	1.40%	3.80%	1.87%	87.21%	4.71%

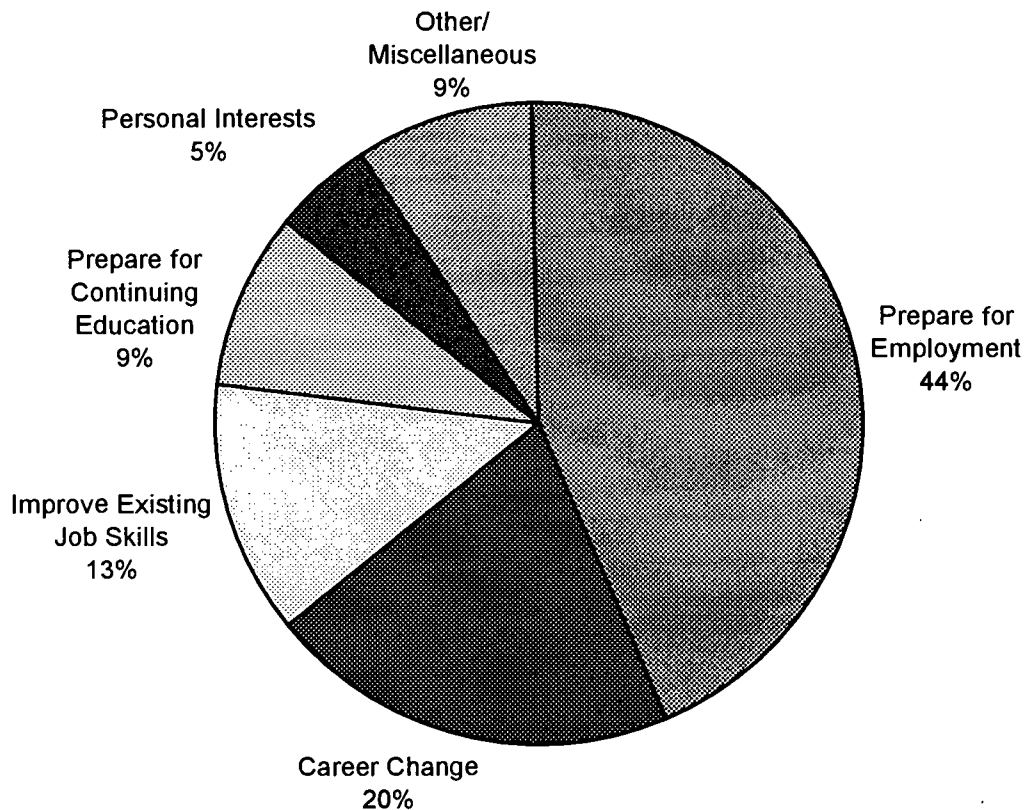
AGE GROUPS OF GRADUATES

The largest number of graduates (5,016) is in the 20-24 year age group, which represents 32.0 percent of the total.

	Number	Percent
15 and under	31	0.20%
16-19 Years	3,254	20.74%
20-24 Years	5,016	31.97%
25-29 Years	2,206	14.06%
30-34 Years	1,425	9.08%
35-44 Years	2,407	15.34%
45-54 Years	899	5.73%
55-64 Years	139	0.89%
65 +	11	0.07%
Not Reported	304	1.94%
TOTAL	15,692	100.00%

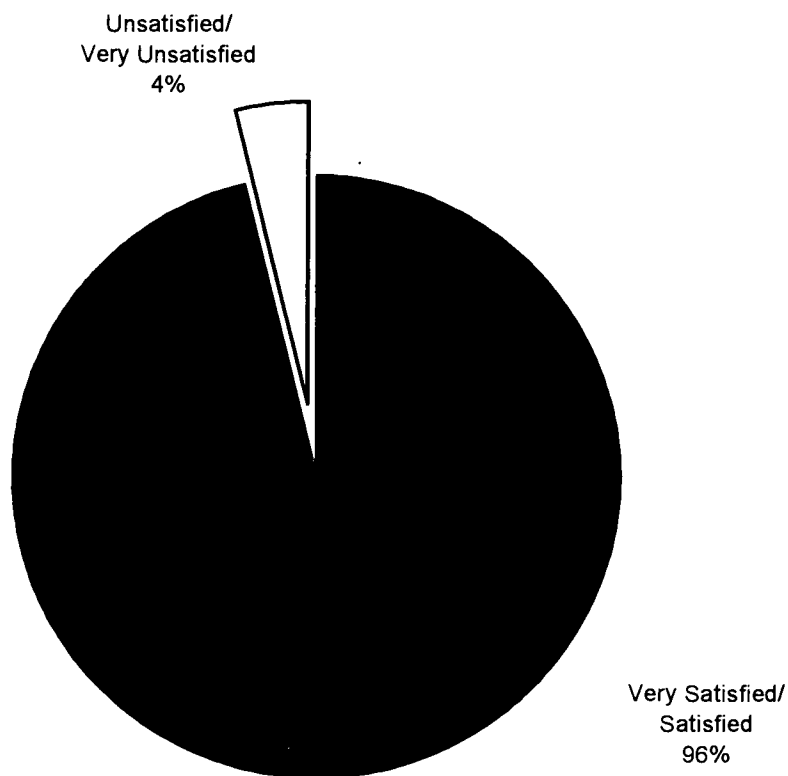
REASON FOR ATTENDING

Graduates were asked to give their reason for attending a technical college. The majority of respondents, 44 percent, said it was to prepare to obtain employment, while 20 percent said it was to make a career change. Thirteen percent said it was to improve existing job skills and nine percent are preparing to continue their education. Five percent attended for personal interest and nine percent cited other or miscellaneous reasons.



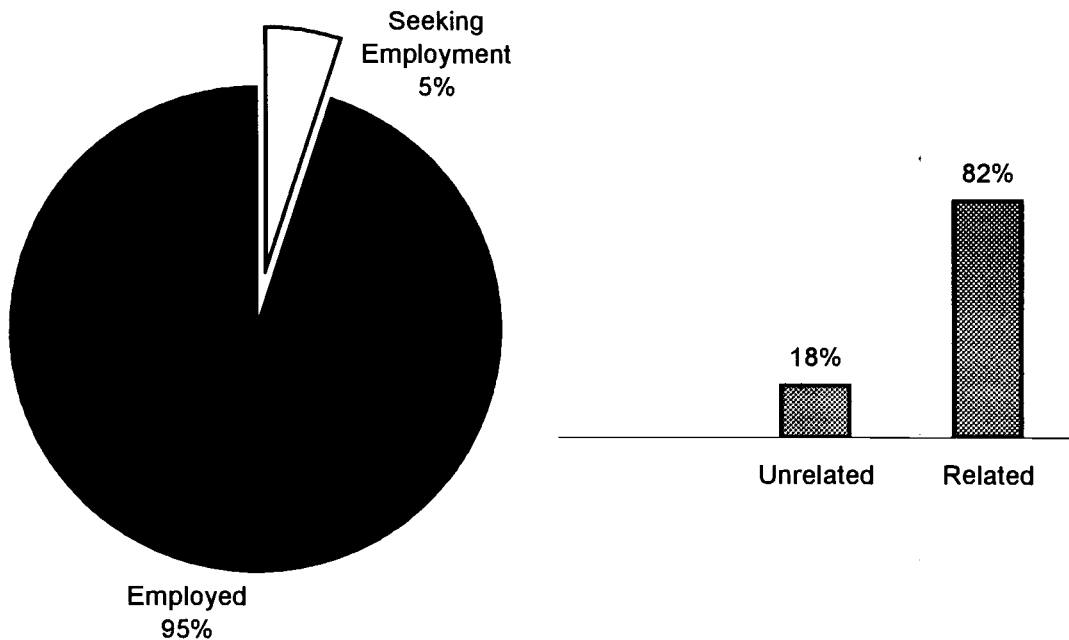
SATISFACTION WITH TRAINING

Graduates rated the training they received. Of the graduates responding, 96 percent indicated that they were satisfied or very satisfied with their training, and four percent stated that they were unsatisfied or very unsatisfied.



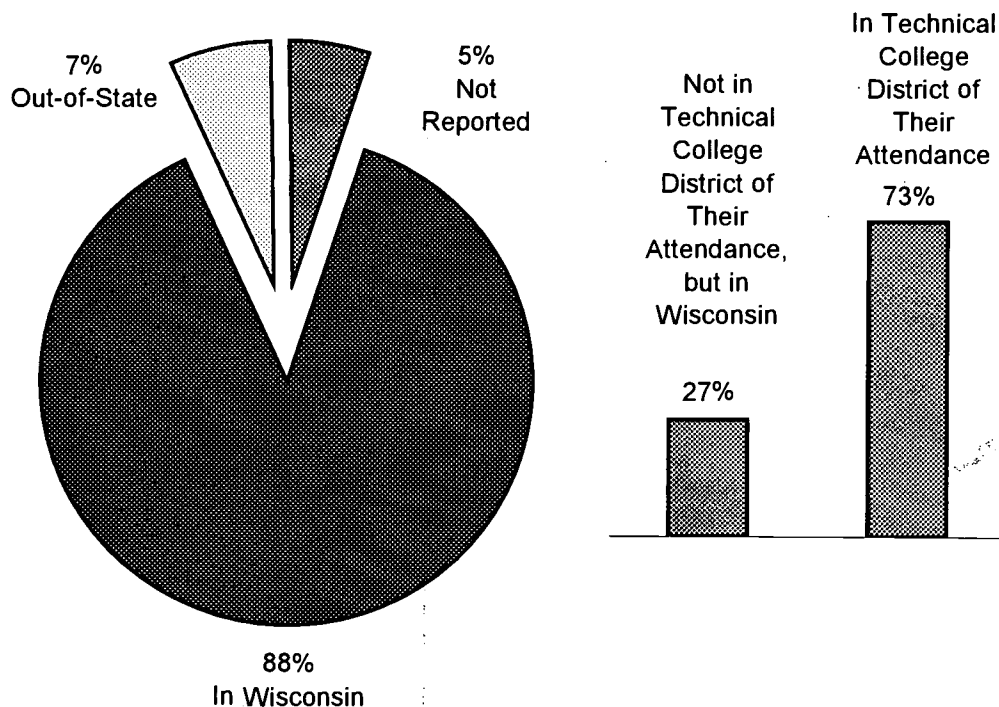
EMPLOYMENT STATUS

Of the respondents who are in the labor force, 95 percent are employed and 5 percent are still seeking employment. Within the group who are employed, 82 percent indicated that their job is related to the training received and 18 percent reported that their job is not related to the training received.



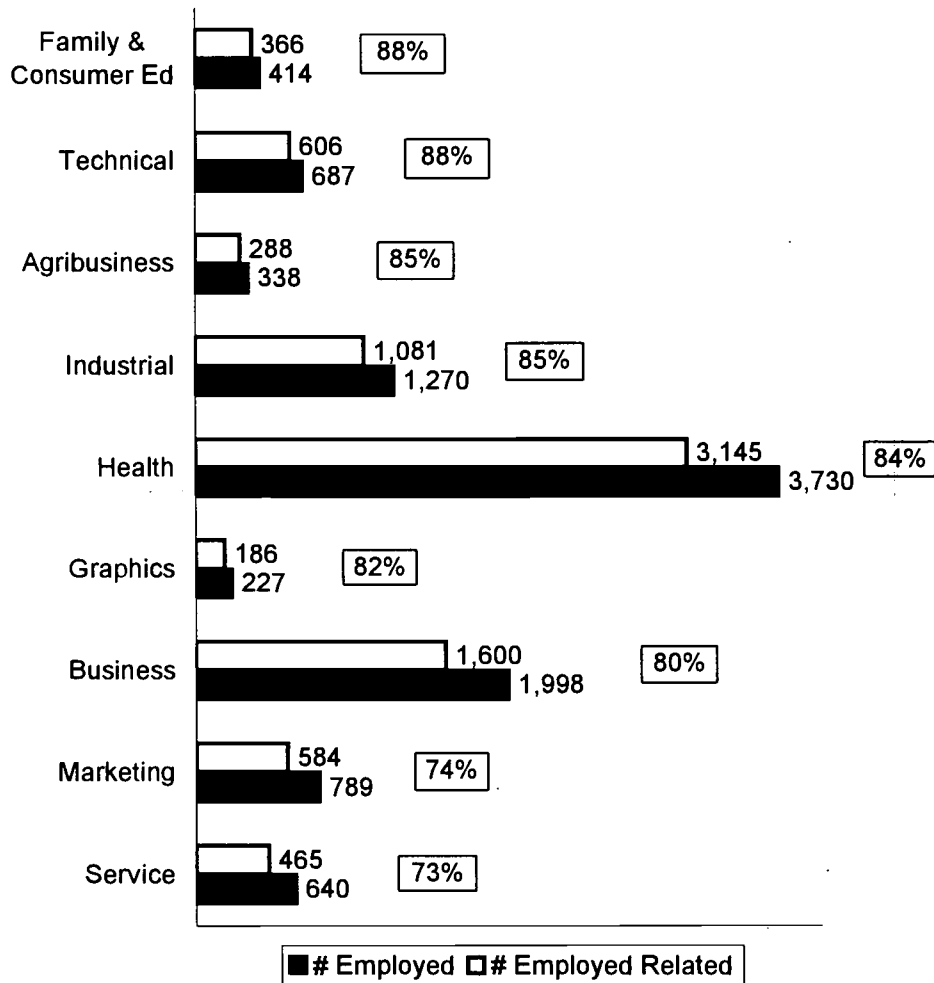
EMPLOYMENT LOCATION

As indicated below, 88 percent of the graduates who responded to the survey are employed in Wisconsin, seven percent are employed out-of-state, and five percent did not indicate where they are employed. Of those employed in Wisconsin, 73 percent are employed in the technical college district where they received their training, and 27 percent are employed in another district.



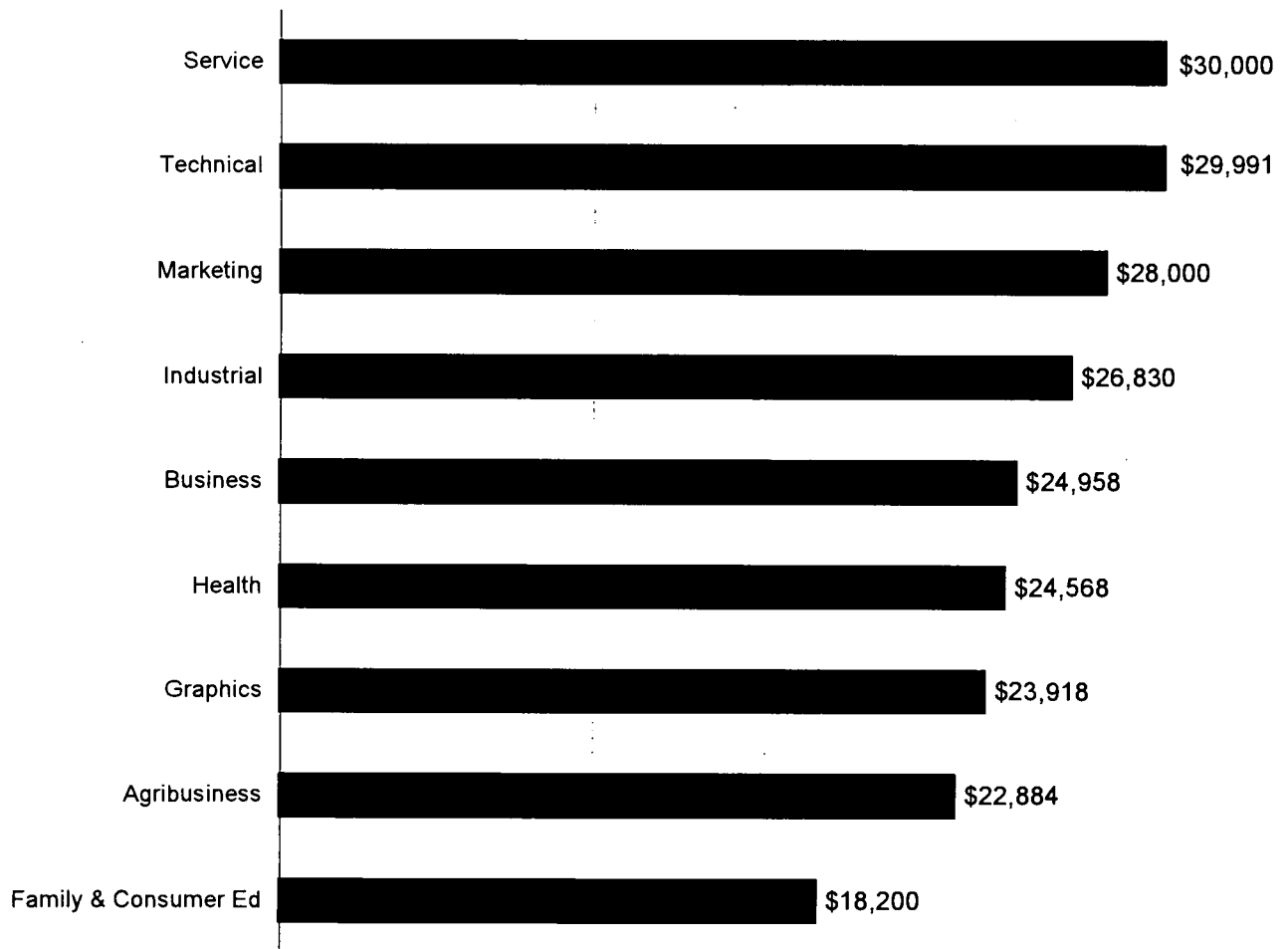
EMPLOYMENT RELATED TO TRAINING BY INSTRUCTIONAL DIVISION

Statewide in all instructional areas, 82 percent of the graduates who responded to the survey obtained employment in occupations related to their training. The chart below shows the number employed and the number and percent of those employed related for each instructional area from highest percentage employed related (Family & Consumer Education) to lowest (Service).



MEDIAN ANNUAL SALARIES BY INSTRUCTIONAL DIVISION

The chart below shows median annual salaries in each instructional division. The median salary reflects the mid-point of all salaries reported for each instructional division. Salary figures are based only on those respondents who report being employed full-time in occupations related to their training. The median annual salary for all 1999-2000 technical college graduates is \$25,883.



For Those Employed Full-Time in
Occupations Related to Training

1999-2000 STATE GRADUATE FOLLOW-UP SURVEY

Note: An alphabetical index for these tables by Program Name follows on pages 22-24.

PROGRAM NAME	PROGRAM NUMBER	NO. OF GRADS	RE-SPONSES	IN LABOR FORCE	EMPLOYED		EMPLOYED RELATED		SEEKING EMPLOYMENT	MEDIAN SALARY		AVG HOURS/ WEEK
					#	%	#	%		HOURLY	ANNUALLY	
AGRIBUSINESS DIVISION												
<i>ASSOCIATE DEGREE</i>												
AGRIBUSINESS FACILITIES & EQUIP	10-003-2	4	4	4	4	100%	3	75%	-	\$9.63	\$25,025	50
AGRI-BUSINESS/SCI TECHNOLOGY	10-006-2	31	27	20	20	100%	15	75%	-	\$9.25	\$24,500	51
AGRICULTURAL EQUIPMENT TECHNOLOGY	10-070-1	12	9	9	9	100%	8	89%	-	\$10.82	\$25,738	46
AGRISCIENCE TECHNICIAN	10-006-3	5	5	5	5	100%	5	100%	-	\$7.04	\$21,600	59
BIOTECHNOLOGY LABORATORY TECH	10-007-2	9	7	6	6	100%	6	100%	-	\$12.38	\$25,738	40
FOOD SCIENCE TECHNICIAN	10-065-1	3	3	3	2	67%	2	100%	1	-	-	49
HORTICULTURE	10-001-1	7	7	6	6	100%	4	67%	-	\$11.48	\$23,731	40
LABORATORY ANIMAL TECHNICIAN	10-091-3	5	3	2	2	100%	2	100%	-	-	-	40
LANDSCAPE HORTICULTURE	10-001-4	26	18	17	15	88%	10	67%	2	\$11.01	\$22,419	39
NATURAL RESOURCES TECHNICIAN	10-057-1	35	32	32	32	100%	20	63%	-	\$9.49	\$20,743	42
VETERINARY TECHNICIAN	10-091-1	39	33	30	30	100%	29	97%	-	\$9.44	\$21,029	43
ASSOCIATE DEGREE		176	148	134	131	98%	104	79%	3	\$9.83	\$22,939	45
<i>SHORT-TERM TECHNICAL DIPLOMA</i>												
BASIC HORTICULTURE	30-001-5	9	5	3	3	100%	1	33%	-	-	-	53
FARM BUSINESS & PRODUCTION MGMT	30-090-1	193	145	141	141	100%	129	91%	-	\$6.44	\$23,183	69
LANDSCAPE AND TURF SERVICES	30-001-3	14	13	11	11	100%	7	64%	-	\$8.89	\$21,838	47
SHORT-TERM TECHNICAL DIPLOMA		216	163	155	155	100%	137	88%	-	\$6.60	\$23,398	68
<i>ONE-YEAR TECHNICAL DIPLOMA</i>												
AG DIESEL POWER MECHANIC	31-070-1	12	11	11	11	100%	11	100%	-	\$11.10	\$26,019	45
DAIRY HERD MANAGEMENT	31-091-1	21	18	17	17	100%	15	88%	-	\$5.31	\$18,000	65
FARM OPERATION	31-080-4	12	9	9	9	100%	8	89%	-	\$7.83	\$25,000	61
HORTICULTURAL AIDE	31-001-1	1	1	0	-	-	-	-	-	-	-	-
ONE-YEAR TECHNICAL DIPLOMA		46	39	37	37	100%	34	92%	-	\$7.21	\$21,708	58

PROGRAM NAME	PROGRAM NUMBER	NO. OF GRADS	RE-SPONSES	IN LABOR FORCE	EMPLOYED		EMPLOYED RELATED		SEEKING EMPLOYMENT	MEDIAN SALARY		AVG HOURS/WEEK
					#	%	#	%		HOURLY	ANNUALLY	
TWO-YEAR TECHNICAL DIPLOMA												
AGRICULTURAL POWER & EQUIP TECH	32-070-1	20	16	15	15	100%	13	87%	--	\$7.01	\$21,461	59
TWO-YEAR TECHNICAL DIPLOMA		20	16	15	15	100%	13	87%	--	\$7.01	\$21,461	59
AGRIBUSINESS DIVISION TOTAL		458	366	341	338	99%	288	85%	3	\$7.69	\$22,884	57

BUSINESS EDUCATION DIVISION

ASSOCIATE DEGREE

ACCOUNTING	10-101-1	628	548	515	491	95%	406	83%	24	\$11.01	\$23,367	41
ADMINISTRATIVE ASSISTANT	10-106-6	208	177	173	162	94%	141	87%	11	\$10.42	\$21,901	40
ADMIN ASST - INFO PROCESSING	10-106-7	10	10	9	9	100%	8	89%	--	\$12.94	\$26,747	40
ADMIN ASST - SECRETARIAL	10-106-2	93	83	77	76	99%	68	89%	1	\$9.97	\$20,797	40
BANKING & FINANCIAL SERVICES	10-102-6	14	11	10	10	100%	8	80%	--	\$11.54	\$25,000	42
BUSINESS MID-MANAGEMENT	10-102-3	141	101	97	91	94%	60	66%	6	\$11.38	\$24,958	42
CIS-MICROCOMPUTER SPECIALIST	10-107-3	295	243	231	211	91%	163	77%	20	\$14.61	\$31,198	41
CIS-MICRO PROGRAMMER SPECIALIST	10-107-9	6	6	6	5	83%	4	80%	1	\$17.25	\$38,122	43
CIS-NETWORK COMMUNICATIONS SPEC	10-150-1	2	2	2	2	100%	2	100%	--	--	--	38
CIS-NETWORK SPECIALIST	10-107-8	130	114	110	101	92%	83	82%	9	\$14.60	\$32,017	42
CIS-OPERATIONS	10-107-2	14	12	11	10	91%	8	80%	1	\$17.87	\$37,750	41
CIS-PROGRAMMER/ANALYST	10-107-1	406	319	302	274	91%	213	78%	28	\$16.47	\$34,800	41
CIS-TECHNICAL SUPPORT SPECIALIST	10-107-6	32	30	29	27	93%	21	78%	2	\$14.31	\$30,500	41
CIS-WEB ANALYST/PROGRAMMER	10-107-7	37	27	27	20	74%	15	75%	7	\$17.36	\$37,000	41
COURT AND CONFERENCE REPORTING	10-106-1	10	8	8	8	100%	7	88%	--	\$16.86	\$35,061	40
FINANCE	10-102-2	58	56	50	48	96%	34	71%	2	\$9.81	\$20,798	41
FINANCIAL INSTITUTIONS MGT	10-102-8	1	1	1	1	100%	1	100%	--	--	--	38
FINANCIAL PLANNING ASSOCIATE	10-114-1	4	3	3	3	100%	2	67%	--	--	--	45
GEOGRAPHIC INFO SYSTEMS TECH	10-178-1	5	5	5	4	80%	4	100%	1	\$11.25	\$23,398	40
HEALTH CARE BUSINESS SERVICES	10-160-1	35	32	32	30	94%	27	90%	2	\$9.74	\$20,226	40
HUMAN RESOURCES - BUSINESS ADMIN	10-102-7	47	35	33	32	97%	20	63%	1	\$10.13	\$21,568	41
LEGAL SECRETARY	10-106-3	27	26	25	24	96%	20	83%	1	\$10.84	\$22,288	40
MEDICAL OFFICE MID-MANAGEMENT	10-102-5	1	0	--	--	--	--	--	--	--	--	--
MEDICAL SECRETARY	10-106-4	51	42	39	37	95%	30	81%	2	\$10.04	\$20,798	40

PROGRAM NAME	PROGRAM NUMBER	NO. OF GRADS	RE-SPONSES	IN LABOR FORCE	EMPLOYED		EMPLOYED RELATED		SEEKING EMPLOYMENT	MEDIAN SALARY		AVG HOURS/WEEK
					#	%	#	%		HOURLY	ANNUALLY	
MORTGAGE LENDING	10-115-1	3	0	-	-	-	-	-	-	-	-	-
OFFICE SYSTEMS TECHNOLOGY	10-106-8	1	1	1	1	100%	1	100%	-	-	-	40
PARALEGAL	10-110-1	87	73	62	60	97%	47	78%	2	\$11.11	\$23,141	40
ASSOCIATE DEGREE		2,346	1,965	1,858	1,737	93%	1,393	80%	121	\$12.25	\$25,998	41

SHORT-TERM TECHNICAL DIPLOMA

COMPUTERIZED ACCOUNTING ASSISTANT	30-101-2	7	6	5	5	100%	3	60%	-	\$9.65	\$19,239	38
DATA ENTRY	30-107-2	54	43	8	4	50%	2	50%	4	-	-	38
OFFICE TECHNOLOGY ASSISTANT	30-106-1	4	3	2	1	50%	1	100%	1	-	-	-
SMALL BUSINESS TRAINING	30-145-1	2	1	0	-	-	-	-	-	-	-	-
SHORT-TERM TECHNICAL DIPLOMA		67	53	15	10	67%	6	60%	5	\$9.78	\$19,499	38

ONE-YEAR TECHNICAL DIPLOMA

ACCOUNTING ASSISTANT	31-101-1	52	46	42	39	93%	27	69%	3	\$10.03	\$21,197	41
BUS SOFTWARE APPLICATIONS SPEC	31-106-9	35	19	19	18	95%	15	83%	1	\$10.12	\$20,840	40
CIS-MICROCOMP APPLIC SOFTWR TECH	31-107-5	9	9	5	4	80%	1	25%	1	-	-	40
CIS-MICROCOMPUTER TECHNICIAN	31-107-3	8	7	5	5	100%	2	40%	-	-	-	40
DATA ENTRY OPERATIONS	31-107-4	1	1	1	1	100%	1	100%	-	-	-	38
INFORMATION PROCESSING SPECIALIST	31-106-8	22	14	13	11	85%	6	55%	2	\$8.12	\$16,639	39
LEGAL TRANSCRIPTIONIST	31-106-4	4	4	3	3	100%	3	100%	-	\$12.43	\$25,000	39
MEDICAL OFFICE SPECIALIST	31-106-2	30	20	20	20	100%	19	95%	-	\$9.00	\$18,719	40
MEDICAL TRANSCRIPTION	31-106-7	66	55	54	50	93%	47	94%	4	\$10.23	\$21,526	40
OFFICE ASSISTANT	31-106-1	150	134	109	100	92%	80	80%	9	\$8.66	\$18,324	41
ONE-YEAR TECHNICAL DIPLOMA		377	309	271	251	93%	201	80%	20	\$9.49	\$19,917	40

BUSINESS EDUCATION DIVISION TOTAL		2,790	2,327	2,144	1,998	93%	1,600	80%	146	\$11.78	\$24,958	41
--	--	--------------	--------------	--------------	--------------	------------	--------------	------------	------------	----------------	-----------------	-----------

MARKETING EDUCATION DIVISION

ASSOCIATE DEGREE

BUSINESS ADMINISTRATION CREDIT	10-104-1	21	21	21	21	100%	17	81%	-	\$10.96	\$23,934	42
FASHION MARKETING	10-104-4	20	20	19	18	95%	14	78%	1	\$8.56	\$17,679	40

PROGRAM NAME	PROGRAM NUMBER	NO. OF GRADS	RE-SPONSES	IN LABOR FORCE	EMPLOYED		EMPLOYED RELATED		SEEKING EMPLOYMENT	MEDIAN SALARY		AVG HOURS/WEEK
					#	%	#	%		HOURLY	ANNUALLY	
GRAPHIC COMMUN-ELECTRON PREPRESS	10-111-6	12	12	12	12	100%	12	100%	--	\$10.75	\$22,358	40
HOSPITALITY & TOURISM MANAGEMENT	10-109-2	59	42	41	41	100%	31	76%	--	\$9.66	\$22,099	44
HOTEL/HOSPITALITY MANAGEMENT	10-109-1	9	7	5	4	80%	4	100%	1	\$11.29	\$24,958	43
INSURANCE SERVICES ASSOCIATE	10-162-1	11	8	8	8	100%	7	88%	--	\$12.51	\$25,000	38
LOGISTICS	10-182-2	19	19	17	15	88%	15	100%	2	\$10.89	\$23,526	42
MARKETING	10-104-3	393	304	278	264	95%	185	70%	14	\$11.59	\$25,998	43
MARKETING & GRAPHIC COMMUNICATIONS	10-111-7	24	24	22	21	95%	16	76%	1	\$11.92	\$25,482	41
MARKETING--BUSINESS-TO-BUSINESS	10-104-6	20	17	17	17	100%	13	76%	--	\$13.96	\$31,317	43
MARKETING-COMMUNICATIONS	10-111-1	4	3	3	3	100%	2	67%	--	--	--	42
MATERIALS MANAGEMENT	10-182-1	44	34	33	30	91%	24	80%	3	\$13.94	\$31,356	43
PROPERTY APPRAISAL/ASSESSMENT	10-194-3	4	4	4	3	75%	3	100%	1	--	--	40
PROPERTY MANAGEMENT ASSOCIATE	10-194-5	1	0	--	--	--	--	--	--	--	--	--
QUALITY IMPROVEMENT PRC SPC (FS)	10-185-1	16	0	--	--	--	--	--	--	--	--	--
QUALITY IMPROVEMENT PROCESS SPEC	10-185-2	6	6	5	5	100%	5	100%	--	\$14.94	\$32,000	41
REAL ESTATE BROKERAGE	10-194-1	21	13	12	12	100%	8	67%	--	\$11.56	\$27,038	45
RECREATION SERVICES	10-109-4	14	11	10	10	100%	7	70%	--	\$8.73	\$20,798	46
RETAIL MANAGEMENT	10-104-7	43	25	22	22	100%	17	77%	--	\$11.64	\$27,572	46
SMALL BUSINESS MANAGEMENT	10-145-1	6	2	2	2	100%	1	50%	--	--	--	35
SUPERVISORY MANAGEMENT	10-196-1	288	247	243	240	99%	175	73%	3	\$16.73	\$37,999	44
TRAVEL SERVICES	10-109-5	16	14	13	10	77%	8	80%	3	\$9.11	\$19,280	41
ASSOCIATE DEGREE		1,051	833	787	758	96%	564	74%	29	\$12.55	\$28,080	43
SHORT-TERM TECHNICAL DIPLOMA												
TRAVEL AGENT	30-109-2	43	31	27	26	96%	16	62%	1	\$8.85	\$18,407	40
SHORT-TERM TECHNICAL DIPLOMA		43	31	27	26	96%	16	62%	1	\$8.85	\$18,407	40
ONE-YEAR TECHNICAL DIPLOMA												
SMALL BUSINESS OPERATION	31-145-1	8	5	5	5	100%	4	80%	--	\$8.74	\$18,940	42
ONE-YEAR TECHNICAL DIPLOMA		8	5	5	5	100%	4	80%	--	\$8.74	\$18,940	42
MARKETING EDUCATION DIVISION TOTAL		1,102	869	819	789	96%	584	74%	30	\$12.53	\$28,000	43

PROGRAM NAME	PROGRAM NUMBER	NO. OF GRADS	RE-SPONSES	IN LABOR FORCE	EMPLOYED		EMPLOYED RELATED		SEEKING EMPLOYMENT	MEDIAN SALARY		AVG HOURS/WEEK
					#	%	#	%		HOURLY	ANNUALLY	
GRAPHICS AND APPLIED ARTS DIVISION												
<i>ASSOCIATE DEGREE</i>												
FLEXOGRAPHIC PROCESS TECHNICIAN	10-204-4	2	2	2	2	100%	2	100%	--	--	--	44
GRAPHIC COMMUNICATION TECHNOLOGIES	10-204-2	12	11	10	9	90%	9	100%	1	\$15.29	\$31,969	40
GRAPHIC DESIGN	10-201-1	122	99	93	87	94%	73	84%	6	\$11.10	\$24,000	42
GRAPHIC TECHNOLOGIES--DESIGNER	10-204-3	21	19	19	18	95%	15	83%	1	\$11.05	\$24,000	42
PHOTOGRAPHY	10-203-1	13	10	10	9	90%	6	67%	1	\$10.13	\$20,798	40
PRINTING AND PUBLISHING	10-204-1	54	45	42	41	98%	33	80%	1	\$10.31	\$22,132	41
VISUAL COMMUNICATION	10-206-1	18	13	13	13	100%	8	62%	--	\$10.14	\$21,703	41
VISUAL COMM/COMPUTER GRAPHICS	10-206-3	25	21	20	17	85%	15	88%	3	\$14.77	\$31,198	41
ASSOCIATE DEGREE		267	220	209	196	94%	161	82%	13	\$11.33	\$24,349	41
<i>ONE-YEAR TECHNICAL DIPLOMA</i>												
FLEXOGRAPHIC PRINTING	31-204-6	16	15	14	14	100%	12	86%	--	\$10.90	\$23,140	41
GRAPHIC TECH-ELECTRONIC PREPRESS	31-204-9	2	2	2	2	100%	2	100%	--	--	--	40
INDUSTRIAL SCREEN PRINTING	31-204-2	2	2	2	2	100%	2	100%	--	--	--	40
PRINTING	31-204-1	19	15	13	13	100%	9	69%	--	\$9.37	\$22,461	46
ONE-YEAR TECHNICAL DIPLOMA		39	34	31	31	100%	25	81%	--	\$9.93	\$22,046	43
GRAPHICS AND APPLIED ARTS DIVISION TOTAL		306	254	240	227	95%	186	82%	13	\$11.08	\$23,918	42

FAMILY & CONSUMER ED DIVISION

ASSOCIATE DEGREE

CHILD CARE AND DEVELOPMENT	10-307-1	141	110	97	97	100%	82	85%	--	\$8.38	\$18,199	42
CHILD CARE ASSOCIATE	10-307-2	1	1	1	1	100%	1	100%	--	--	--	--
CULINARY ARTS	10-316-1	69	42	36	34	94%	34	100%	2	\$9.64	\$22,294	45
CULINARY MANAGEMENT	10-317-1	9	6	6	5	83%	3	60%	1	\$10.07	\$25,998	50
DIETETIC TECHNICIAN	10-313-1	15	12	11	10	91%	9	90%	1	\$10.68	\$22,899	41
ENVIRONMENTAL SERVICES MGMT	10-309-1	4	2	2	2	100%	1	50%	--	--	--	40
FOOD SERVICE MANAGEMENT	10-317-2	8	8	8	8	100%	7	88%	--	--	--	41
FOOD SVC, LODGING & TOURISM MGMT	10-318-1	4	4	4	4	100%	2	50%	--	--	--	40

PROGRAM NAME	PROGRAM NUMBER	NO. OF GRADS	RE-SPONSES	IN LABOR FORCE	EMPLOYED		EMPLOYED RELATED		SEEKING EMPLOYMENT	MEDIAN SALARY		AVG HOURS/WEEK
					#	%	#	%		HOURLY	ANNUALLY	
INTERIOR DESIGN	10-304-1	99	90	84	79	94%	72	91%	5	\$10.18	\$20,800	39
ASSOCIATE DEGREE		350	275	249	240	96%	211	88%	9	\$9.47	\$20,424	41
SHORT-TERM TECHNICAL DIPLOMA												
CHILD CARE	30-307-1	17	17	17	17	100%	16	94%	-	\$7.69	\$15,900	40
DIETARY MANAGER	30-312-9	13	12	11	11	100%	9	82%	-	\$12.46	\$26,070	40
FOOD SERVICE AIDE	30-303-5	17	13	13	11	85%	7	64%	2	-	-	-
MULTI-OCCUPATIONAL AIDE	30-310-2	1	1	1	0	-	-	-	1	-	-	-
SHORT-TERM TECHNICAL DIPLOMA		48	43	42	39	93%	32	82%	3	\$8.22	\$17,082	40
ONE-YEAR TECHNICAL DIPLOMA												
BAKING PRODUCTION	31-314-2	3	2	1	1	100%	1	100%	-	-	-	37
BARBER/COSMETOLOGIST	31-502-1	151	94	92	90	98%	83	92%	2	\$7.58	\$15,599	40
CHILD CARE SERVICES	31-307-1	48	41	34	34	100%	30	88%	-	\$7.29	\$16,020	42
FOOD PRODUCTION SPECIALIST	31-303-1	7	6	5	5	100%	5	100%	-	\$7.08	\$13,999	38
FOOD SERVICE PRODUCTION	31-303-2	9	6	6	5	83%	4	80%	1	-	-	46
ONE-YEAR TECHNICAL DIPLOMA		218	149	138	135	98%	123	91%	3	\$7.42	\$15,599	40
FAMILY & CONSUMER ED DIVISION TOTAL		616	467	429	414	97%	366	88%	15	\$8.53	\$18,200	41

INDUSTRIAL DIVISION

ASSOCIATE DEGREE

AERONAUTICS-PILOT TRAINING	10-402-1	3	3	3	3	100%	3	100%	-	-	-	48
AVIONICS TECHNOLOGY	10-402-2	4	4	4	4	100%	4	100%	-	\$13.50	\$28,080	40
DIESEL EQUIPMENT TECHNOLOGY	10-412-1	7	6	5	5	100%	5	100%	-	\$13.41	\$33,881	49
FACILITY SYSTEMS TECHNICIAN	10-443-1	1	1	0	-	-	-	-	-	-	-	-
INDUSTRIAL MECHANICAL TECHNICIAN	10-462-1	12	9	9	8	89%	4	50%	1	\$14.82	\$30,834	40
TECHNICAL STUDIES-JOURNEYWORKER	10-499-5	16	15	15	15	100%	13	87%	-	-	-	49
ASSOCIATE DEGREE		43	38	36	35	97%	29	83%	1	\$14.50	\$31,429	45

PROGRAM NAME	PROGRAM NUMBER	NO. OF GRADS	RE-SPONSES	IN LABOR FORCE	EMPLOYED		EMPLOYED RELATED		SEEKING EMPLOYMENT	MEDIAN SALARY		AVG HOURS/WEEK
					#	%	#	%		HOURLY	ANNUALLY	
SHORT-TERM TECHNICAL DIPLOMA												
AIR COND REF & HEATING	30-401-1	18	10	10	9	90%	4	44%	1	\$16.23	\$35,867	43
BRICKLAYING/MASONRY (CORRECTIONS)	30-408-1	12	12	0	--	--	--	--	--	--	--	--
BUILDING MAINTENANCE AND CARE	30-443-1	15	13	0	--	--	--	--	--	--	--	--
CABINETMAKING/MILLWORK (DOC)	30-409-2	4	4	0	--	--	--	--	--	--	--	--
NUMERICAL CONTROL MACH OPERATOR	30-444-1	2	1	1	1	100%	1	100%	--	--	--	40
POWER ENGR & BOILER OPERATOR	30-428-1	2	1	1	1	100%	1	100%	--	--	--	40
PREPARATORY PLUMBING	30-427-1	10	9	9	6	67%	4	67%	3	\$13.50	\$28,078	40
PRODUCTION WELDING	30-442-1	18	18	0	--	--	--	--	--	--	--	--
TRUCK DRIVING	30-458-1	143	123	119	110	92%	95	86%	9	\$11.39	\$31,099	53
WELDING/MAINT & FABRICATION	30-442-2	10	10	9	9	100%	7	78%	--	\$13.28	\$29,124	42
SHORT-TERM TECHNICAL DIPLOMA		234	201	149	136	91%	112	82%	13	\$11.85	\$31,198	51

ONE-YEAR TECHNICAL DIPLOMA

AIRFRAME MECHANIC	31-402-2	12	5	5	5	100%	4	80%	--	\$16.15	\$33,589	40
APPLIANCE TECHNICIAN	31-445-1	5	2	2	2	100%	2	100%	--	--	--	40
ARCHITECTURAL WOODWRK/CABINETMKG	31-409-1	5	1	1	1	100%	1	100%	--	--	--	40
AUTO COLLISION REPAIR & REFINISH TECH	31-405-1	78	62	52	51	98%	38	75%	1	\$9.57	\$20,797	42
AUTO DETAILING & MINOR AUTO BODY	31-404-6	4	4	4	3	75%	2	67%	1	--	--	49
AUTOMOTIVE MAINTENANCE TECHNICIAN	31-404-3	76	49	41	39	95%	32	82%	2	\$10.90	\$23,997	42
BRICKLAYING AND MASONRY	31-408-1	21	16	16	16	100%	14	88%	--	\$14.50	\$32,425	43
BUILDING SERVICES	31-443-4	3	2	1	1	100%	1	100%	--	--	--	--
BUSINESS EQUIPMENT TECHNICIAN	31-450-2	3	0	--	--	--	--	--	--	--	--	--
CABLE TELEVISION SYSTEM SERVICE	31-414-5	9	7	6	6	100%	5	83%	--	\$13.03	\$29,815	44
CARPENTRY	31-410-1	25	16	14	13	93%	10	77%	1	\$12.66	\$27,558	42
COMPUTER DRAFTING-MECHANICAL	31-421-1	1	1	0	--	--	--	--	--	--	--	--
COMP NUM CONT MACH OP/PROGRAMMER	31-444-1	4	1	1	1	100%	1	100%	--	--	--	40
COMPUTER SERVICE TECHNICIAN	31-450-1	13	12	9	7	78%	4	57%	2	\$9.64	\$23,398	47
DIESEL EQUIPMENT MECHANIC	31-412-1	18	18	17	17	100%	16	94%	--	\$12.08	\$26,208	42
DIESEL & POWER TRAIN SERVICING	31-412-3	1	1	1	0	--	--	--	1	--	--	--
DRAFTING-ARCHITECTURAL	31-403-1	14	11	11	10	91%	8	80%	1	\$12.23	\$28,078	44

PROGRAM NAME	PROGRAM NUMBER	NO. OF GRADS	RE-SPONSES	IN LABOR FORCE	EMPLOYED		EMPLOYED RELATED		SEEKING EMPLOYMENT	MEDIAN SALARY		AVG HOURS/WEEK
					#	%	#	%		HOURLY	ANNUALLY	
ELECTRICAL POWER DISTRIBUTION	31-413-2	86	74	70	68	97%	59	87%	2	\$17.11	\$39,746	45
ELECTRICITY	31-413-1	39	36	36	36	100%	32	89%	--	\$10.46	\$22,626	42
ELECTRONIC SERVICING	31-414-1	5	4	2	2	100%	1	50%	--	--	--	45
FABRICATION WELDING	31-442-2	1	1	1	1	100%	1	100%	--	--	--	40
FACILITY MAINTENANCE SERVICE	31-443-1	2	2	2	2	100%	1	50%	--	--	--	40
FLUID POWER MAINTENANCE	31-419-1	9	8	7	7	100%	7	100%	--	\$12.18	\$28,496	45
GAS UTILITY CONSTRUCTION & SERVICE	31-469-2	18	18	16	16	100%	16	100%	--	\$15.15	\$34,320	44
INDUSTRIAL MECHANIC	31-462-2	26	24	23	22	96%	20	91%	1	\$12.10	\$26,414	42
JEWELRY REPAIR & FABRICATION	31-441-1	14	12	10	9	90%	8	89%	1	\$10.42	\$20,796	38
MACHINE MAINTENANCE/HYDRAULIC TECH	31-460-3	6	5	5	5	100%	4	80%	--	\$15.29	\$33,797	43
MACHINE TOOL OPERATION	31-420-1	120	105	87	78	90%	67	86%	9	\$12.50	\$27,756	43
MARINE & OUTDOOR POWER PROD TECH	31-461-1	10	8	8	8	100%	5	63%	--	\$9.21	\$20,400	43
MATERIAL HANDLING EQUIP MECHANIC	31-472-1	7	7	7	7	100%	6	86%	--	\$11.36	\$23,916	41
MECHANICAL & COMPUTER DRAFTING	31-421-2	29	18	13	12	92%	9	75%	1	\$10.60	\$22,358	41
METAL FABRICATION/WELDING	31-457-1	7	7	6	6	100%	6	100%	--	\$12.69	\$28,264	43
MOTORCYCLE, MAR & OUTDR POW PROD	31-461-2	23	21	17	16	94%	13	81%	1	\$8.67	\$20,798	46
PARTS & INVENTORY CONTROL SPEC	31-404-9	5	3	3	3	100%	1	33%	--	--	--	48
POWER PLANT MECHANIC	31-402-3	1	1	1	1	100%	0	--	--	--	--	--
REFRIG, AIR COND & HTG SERV TECH	31-401-1	31	29	23	22	96%	16	73%	1	\$9.89	\$21,994	43
RESIDENTIAL BLDG SYSTEMS SPECIALIST	31-410-5	7	5	5	5	100%	5	100%	--	\$10.29	\$22,202	42
TELEPHONE SERVICE/REPAIR	31-451-1	8	8	6	6	100%	6	100%	--	\$13.26	\$34,122	50
WELDING	31-442-1	162	120	102	98	96%	74	76%	4	\$11.64	\$25,998	43
WOOD TECHNICS	31-410-2	103	93	91	88	97%	80	91%	3	\$11.14	\$24,958	43
ONE-YEAR TECHNICAL DIPLOMA		1,011	817	722	690	96%	575	83%	32	\$11.55	\$25,740	43

TWO-YEAR TECHNICAL DIPLOMA

AIRFRAME & POWERPLANT MECHANICS	32-402-1	24	21	18	18	100%	15	83%	--	\$14.64	\$33,277	44
AUTO COLLISION REPR & REFINISH TECH	32-405-1	12	9	9	8	89%	7	88%	1	\$10.44	\$22,878	42
AUTOMATED PACKAGING SYSTEMS TECH	32-454-1	10	9	9	7	78%	6	86%	2	\$15.23	\$32,000	40
AUTOMOTIVE TECHNICIAN	32-404-2	115	84	77	77	100%	69	90%	--	\$10.17	\$23,398	44
DIESEL & HEAVY EQUIPMENT TECH	32-412-1	63	57	55	55	100%	48	87%	--	\$11.15	\$24,958	43

PROGRAM NAME	PROGRAM NUMBER	NO. OF GRADS	RE-SPONSES	IN LABOR FORCE	EMPLOYED		EMPLOYED RELATED		SEEKING EMPLOYMENT	MEDIAN SALARY		AVG HOURS/WEEK
					#	%	#	%		HOURLY	ANNUALLY	
ELECTRONIC SERVICING TECHNICIAN	32-414-1	14	13	11	11	100%	11	100%	--	\$12.10	\$24,958	40
ENGINE MACHINING TECHNICIAN	32-404-3	5	4	2	1	50%	--	--	1	--	--	--
FLUID POWER MAINTENANCE TECHNICIAN	32-419-1	7	5	4	4	100%	1	25%	--	--	--	40
INDUSTRIAL MAINTENANCE TECHNICIAN	32-462-1	22	19	18	15	83%	14	93%	3	\$15.82	\$40,000	49
MACHINE TOOL TECHNICIAN	32-420-1	48	46	44	42	95%	39	93%	2	\$12.53	\$27,746	43
MACHINE TOOLING TECHNICS	32-420-5	129	103	98	96	98%	89	93%	2	\$12.62	\$28,663	44
MARINE REPAIR TECHNICIAN	32-461-1	8	7	7	6	86%	6	100%	1	\$8.77	\$20,798	46
REFRIGERATION, AIR COND & HEATING	32-401-1	5	5	5	5	100%	5	100%	--	\$10.70	\$26,258	47
TOOL AND DIE MAKING	32-439-1	70	50	50	49	98%	45	92%	1	\$12.00	\$28,104	45
WOOD TECHNICS	32-410-2	17	15	15	15	100%	10	67%	--	\$10.58	\$24,763	45
TWO-YEAR TECHNICAL DIPLOMA		549	447	422	409	97%	365	89%	13	\$11.78	\$26,894	44
INDUSTRIAL DIVISION TOTAL		1,837	1,503	1,329	1,270	96%	1,081	85%	59	\$11.71	\$26,830	44

HEALTH OCCUPATIONS DIVISION

ASSOCIATE DEGREE

DENTAL HYGIENIST	10-508-1	151	116	115	110	96%	104	95%	5	\$20.86	\$40,479	37
DENTAL LABORATORY	10-507-1	6	4	2	2	100%	1	50%	--	--	--	40
DIAGNOSTIC MEDICAL SONOGRAPHY	10-526-2	18	18	18	18	100%	18	100%	--	\$20.08	\$41,534	40
EDUCATIONAL INTERPRETER TECH	10-533-1	22	17	17	17	100%	16	94%	--	\$14.42	\$28,281	38
ELECTRONEURODIAGNOSTIC TECH	10-525-1	7	7	7	7	100%	7	100%	--	\$14.26	\$29,659	40
HEALTH INFORMATION TECHNOLOGY	10-530-1	33	33	31	28	90%	23	82%	3	\$11.41	\$23,796	40
HISTOTECHNOLOGY	10-513-2	5	3	3	3	100%	3	100%	--	\$12.21	\$26,025	41
INTERPRETER TECHNICIAN	10-533-2	11	7	7	7	100%	7	100%	--	\$15.49	\$30,613	38
MEDICAL LABORATORY TECHNICIAN	10-513-1	59	46	46	44	96%	36	82%	2	\$12.56	\$25,707	39
NURSING - ASSOCIATE DEGREE	10-510-1	771	630	614	607	99%	595	98%	7	\$16.80	\$34,943	40
OCCUPATIONAL THERAPY ASSISTANT	10-514-1	104	91	87	80	92%	64	80%	7	\$10.04	\$20,798	40
OPTICIAN/MANAGER	10-516-1	2	2	2	2	100%	2	100%	--	--	--	39
OPTICIANRY SCIENCE	10-516-3	3	2	2	2	100%	2	100%	--	--	--	43
PARAMEDIC TECHNICIAN	10-531-1	8	8	8	8	100%	8	100%	--	\$11.10	\$24,521	43
PHYSICAL THERAPIST ASSISTANT	10-524-1	84	76	76	74	97%	67	91%	2	\$12.88	\$27,557	41
RADIOGRAPHY	10-526-1	85	72	67	67	100%	62	93%	--	\$13.39	\$27,870	40

PROGRAM NAME	PROGRAM NUMBER	NO. OF GRADS	RE-SPONSES	IN LABOR FORCE	EMPLOYED		EMPLOYED RELATED		SEEKING EMPLOYMENT	MEDIAN SALARY		AVG HOURS/WEEK
					#	%	#	%		HOURLY	ANNUALLY	
RESPIRATORY CARE PRACTITIONER	10-515-1	49	41	39	37	95%	35	95%	2	\$12.34	\$27,944	44
SURGICAL TECHNOLOGY	10-512-1	30	23	23	23	100%	23	100%	--	\$12.71	\$26,612	40
ASSOCIATE DEGREE		1,448	1,196	1,164	1,136	98%	1,073	94%	28	\$15.59	\$32,402	40
SHORT-TERM TECHNICAL DIPLOMA												
ADVANCED INTENSIVE CARE PARAMEDIC	30-531-5	26	18	18	16	89%	14	88%	2	\$12.45	\$29,991	46
CENTRAL SERVICE TECHNICIAN	30-534-1	12	8	8	8	100%	6	75%	--	\$11.67	\$24,625	41
DENTAL ASSISTANT (SHORT-TERM)	30-508-2	39	24	21	20	95%	15	75%	1	\$9.92	\$20,538	40
EMERGENCY MEDICAL TECH - BASIC	30-531-3	1,004	621	529	501	95%	313	62%	28	\$9.76	\$23,138	46
EMERGENCY MEDICAL TECH-PARAMEDIC	30-531-2	50	46	45	43	96%	38	88%	2	\$8.71	\$23,818	53
EMT - INTERMEDIATE	30-531-4	171	92	84	82	98%	58	71%	2	\$11.59	\$29,147	48
HEALTH UNIT COORDINATOR	30-510-2	55	44	39	31	79%	24	77%	8	\$9.53	\$20,008	40
MEDICAL CODING SPECIALIST	30-530-2	66	48	46	45	98%	37	82%	1	\$14.12	\$29,731	41
MEDICATION ASSISTANT	30-510-5	14	12	11	11	100%	11	100%	--	\$10.17	\$21,162	40
NURSING ASSISTANT	30-510-1	2,594	1,709	1,354	1,267	94%	1,022	81%	87	\$8.90	\$18,719	40
PHARMACY TECHNICIAN - COMMUNITY	30-536-1	4	0	--	--	--	--	--	--	--	--	--
PHLEBOTOMY TECHNICIAN	30-513-1	32	13	12	11	92%	10	91%	1	\$10.18	\$20,798	39
SHORT-TERM TECHNICAL DIPLOMA		4,067	2,635	2,167	2,035	94%	1,548	76%	132	\$9.01	\$19,779	42
ONE-YEAR TECHNICAL DIPLOMA												
CHIROPRACTIC TECHNICIAN	31-523-1	1	1	1	1	100%	1	100%	--	--	--	40
DENTAL ASSISTANT	31-508-1	96	88	83	80	96%	74	93%	3	\$9.74	\$19,308	38
HEALTH UNIT COORDINATOR	31-510-2	6	6	6	6	100%	6	100%	--	--	--	35
MEDICAL ASSISTANT	31-509-1	243	205	195	190	97%	176	93%	5	\$9.57	\$19,758	40
OPTOMETRIC TECHNICIAN	31-516-2	11	6	6	6	100%	5	83%	--	\$11.42	\$23,596	40
PHARMACY TECHNICIAN	31-536-1	32	22	21	20	95%	16	80%	1	\$9.53	\$19,851	40
PRACTICAL NURSING	31-510-1	255	196	191	187	98%	179	96%	4	\$13.06	\$27,019	40
RENAL DIALYSIS TECHNICIAN	31-517-1	7	4	4	4	100%	3	75%	--	\$10.50	\$21,838	40
SURGICAL TECHNOLOGIST	31-512-1	82	70	66	65	98%	64	98%	1	\$11.71	\$24,583	40
ONE-YEAR TECHNICAL DIPLOMA		733	598	573	559	98%	524	94%	14	\$10.63	\$21,861	40
HEALTH OCCUPATIONS DIVISION TOTAL		6,248	4,429	3,904	3,730	96%	3,145	84%	174	\$11.59	\$24,568	41

PROGRAM NAME	PROGRAM NUMBER	NO. OF GRADS	RE-SPONSES	IN LABOR FORCE	EMPLOYED		EMPLOYED RELATED		SEEKING EMPLOYMENT	MEDIAN SALARY		AVG HOURS/WEEK
					#	%	#	%		HOURLY	ANNUALLY	
SERVICE OCCUPATIONS DIVISION												
<i>ASSOCIATE DEGREE</i>												
ALCOHOL & OTHER DRUG ABUSE ASSOC	10-550-1	33	29	22	22	100%	16	73%	--	\$9.73	\$20,798	41
COMMU DEVEL DISABILITIES ASSOC	10-545-1	8	8	4	4	100%	3	75%	--	\$8.98	\$17,907	38
CORRECTIONS SCIENCE	10-504-2	38	37	33	33	100%	18	55%	--	\$10.48	\$24,043	44
ENVIRONMENTAL HAZ-MAT SPECIALIST	10-529-1	2	2	1	1	100%	0	--	--	--	--	--
ENVIRONMENTAL & POLLUTION CONT TECH	10-506-1	10	6	6	6	100%	5	83%	--	\$15.39	\$32,000	40
FIRE PROTECTION ENG TECHNOLOGY	10-503-3	3	3	3	3	100%	2	67%	--	--	--	43
FIRE PROTECTION TECHNICIAN	10-503-2	61	52	48	41	85%	20	49%	7	\$10.67	\$31,500	57
FIRE SCIENCE	10-503-1	56	35	34	33	97%	27	82%	1	\$13.41	\$35,000	50
FUNERAL SERVICE	10-528-1	27	15	15	15	100%	15	100%	--	\$13.46	\$30,000	43
HUMAN SERVICES ASSOCIATE	10-520-3	61	52	46	43	93%	34	79%	3	\$9.66	\$20,640	41
LABORATORY TECHNICIAN	10-506-3	8	8	8	8	100%	8	100%	--	\$11.34	\$24,996	42
POLICE SCIENCE	10-504-1	457	346	327	299	91%	211	71%	28	\$14.01	\$29,908	41
SECURITY LOSS PREVENTION	10-504-3	4	4	4	3	75%	0	--	1	--	--	--
WATER + WASTEWATER TREATMENT TECH	10-527-2	3	2	2	1	50%	0	--	1	--	--	--
ASSOCIATE DEGREE		771	599	553	512	93%	359	70%	41	\$12.56	\$28,039	43
<i>SHORT-TERM TECHNICAL DIPLOMA</i>												
BASIC POLICE RECRUIT SCHOOL	30-504-1	258	97	96	95	99%	89	94%	1	\$15.32	\$33,579	42
CUSTODIAL SERVICES	30-519-1	106	56	12	6	50%	3	50%	6	--	--	45
ESTHETICIAN	30-502-2	3	2	1	1	100%	1	100%	--	--	--	40
FIRE SERVICE CERTIFICATION	30-503-2	34	20	14	11	79%	3	27%	3	\$8.91	\$30,104	65
SCHOOL FOOD SERVICE ASSISTANT	30-302-1	1	1	1	1	100%	0	--	--	--	--	--
SHORT-TERM TECHNICAL DIPLOMA		402	176	124	114	92%	96	84%	10	\$15.03	\$33,465	43
<i>ONE-YEAR TECHNICAL DIPLOMA</i>												
INSTRUCTIONAL ASSISTANT	31-522-2	13	7	6	6	100%	6	100%	--	\$9.58	\$18,771	38
PUBLIC SAFETY TELECOMMUNICATOR	31-555-1	11	8	8	8	100%	4	50%	--	\$11.87	\$25,000	41
ONE-YEAR TECHNICAL DIPLOMA		24	15	14	14	100%	10	71%	--	\$11.59	\$23,669	39
SERVICE OCCUPATIONS DIVISION TOTAL		1,197	790	691	640	93%	465	73%	51	\$13.47	\$30,000	43

PROGRAM NAME	PROGRAM NUMBER	NO. OF GRADS	RE-SPONSES	IN LABOR FORCE	EMPLOYED		EMPLOYED RELATED		SEEKING EMPLOYMENT	MEDIAN SALARY		AVG HOURS/WEEK
					#	%	#	%		HOURLY	ANNUALLY	
TECHNICAL AND TELEVISION DIVISION												
<i>ASSOCIATE DEGREE</i>												
AIR COND, HTG & REFRIG TECHNOLOGY	10-601-1	41	37	34	34	100%	31	91%	--	\$11.77	\$25,989	42
ARCHITECTURAL	10-614-1	51	44	44	42	95%	38	90%	2	\$12.53	\$27,726	43
ARCHITECTURAL COMMERCIAL DESIGN	10-614-4	10	10	10	9	90%	6	67%	1	\$11.29	\$23,970	41
ARCHITECTURAL DRAFTING/CONST TECH	10-614-5	12	5	5	5	100%	3	60%	--	--	--	49
ARCHITECTURAL-RESIDENTIAL DESIGN	10-614-3	44	23	23	23	100%	22	96%	--	\$12.31	\$26,973	42
AUTOMATED MFG SYSTEMS TECH	10-628-3	3	3	3	3	100%	3	100%	--	--	--	41
AUTOMOTIVE TECHNOLOGY	10-602-3	45	28	28	28	100%	25	89%	--	\$10.85	\$24,960	44
BIO-MEDICAL ELECTRONICS	10-605-6	11	10	10	9	90%	9	100%	1	\$14.14	\$30,418	41
CHEMICAL TECHNICIAN	10-603-1	6	5	5	5	100%	3	60%	--	--	--	41
CIVIL ENGINEERING TECHY-HWY TECH	10-607-4	17	14	14	12	86%	10	83%	2	\$12.56	\$26,778	41
CIVIL ENGINEERING TECHNOLOGY	10-607-1	1	0	--	--	--	--	--	--	--	--	--
CIVIL ENG TECH - STRUCTURAL	10-607-5	31	26	26	25	96%	24	96%	1	\$14.75	\$32,446	42
COMPUTER AIDED MFG TECHNOLOGY	10-628-4	3	3	3	3	100%	3	100%	--	--	--	45
COMPUTER HARDWARE TECHNICIAN	10-631-1	6	2	2	2	100%	2	100%	--	--	--	45
COMPUTER INTEGRATED MFG TECH	10-628-2	2	2	2	2	100%	2	100%	--	--	--	48
COMPUTERIZED MACHINING TECH	10-628-1	4	2	2	2	100%	2	100%	--	--	--	43
ELECTRICAL POWER ENG TECHNICIAN	10-605-5	9	8	8	8	100%	6	75%	--	\$15.81	\$35,348	43
ELECTRO-MECHANICAL TECHNOLOGY	10-620-1	98	83	82	82	100%	75	91%	--	\$13.98	\$32,043	44
ELECTRON MICROSCOPY	10-636-1	9	5	5	5	100%	5	100%	--	\$13.93	\$31,000	43
ELECTRONIC ENGINEERING TECHNOLOGY	10-605-7	3	0	--	--	--	--	--	--	--	--	--
ELECTRONICS	10-605-1	102	82	74	71	96%	58	82%	3	\$13.76	\$30,000	42
ELECTRONICS-COMMUNICATIONS	10-605-2	1	1	1	0	0%	--	--	1	--	--	--
ELECTRONICS-COMPUTER	10-605-3	44	37	33	29	88%	24	83%	4	\$14.13	\$30,000	41
ENGINE TECHNOLOGY	10-602-2	7	7	6	6	100%	6	100%	--	\$13.75	\$30,377	43
FLUID POWER	10-612-1	1	1	1	1	100%	1	100%	--	--	--	45
INDUSTRIAL ENGINEERING TECHNICIAN	10-623-1	40	31	30	26	87%	21	81%	4	\$15.22	\$35,000	44
INDUSTRIAL WELDING TECHNICIAN	10-621-1	18	13	11	11	100%	10	91%	--	\$13.43	\$30,442	44
INSTRUMENTATION	10-605-4	10	8	8	8	100%	8	100%	--	\$15.28	\$33,756	43
LAND SURVEY TECHNICIAN	10-607-7	7	5	5	5	100%	5	100%	--	\$10.71	\$25,348	46
LASER TECHNICIAN	10-622-2	10	9	8	8	100%	7	88%	--	\$15.08	\$32,487	41

PROGRAM NAME	PROGRAM NUMBER	NO. OF GRADS	RE-SPONSES	IN LABOR FORCE	EMPLOYED		EMPLOYED RELATED		SEEKING EMPLOYMENT	MEDIAN SALARY		AVG HOURS/WEEK
					#	%	#	%		HOURLY	ANNUALLY	
MANUFACTURING ENGINEERING TECH	10-623-3	2	1	1	1	100%	1	100%	-	-	-	45
MATERIALS PLANNING & CONTROL TECH	10-623-6	1	1	1	1	100%	1	100%	-	-	-	40
MATERIALS TECHNOLOGY	10-613-1	2	0	-	-	-	-	-	-	-	-	-
MECHANICAL DESIGN TECHNICIAN	10-606-1	164	144	135	129	96%	121	94%	6	\$13.61	\$29,786	42
MODEL BUILDING DESIGN & CONSTRUCTION	10-614-2	16	16	15	15	100%	10	67%	-	\$12.14	\$26,520	42
NETWORK TELECOMMUNICATIONS TECH	10-605-8	10	7	6	6	100%	5	83%	-	\$17.42	\$38,763	43
PUBLIC WORKS TECHNICIAN	10-607-8	38	33	33	32	97%	30	94%	1	\$12.74	\$29,022	44
PULP & PAPER TECHNOLOGY	10-603-2	7	7	7	6	86%	4	67%	1	\$11.70	\$25,104	41
QUALITY ASSURANCE TECHNICIAN	10-623-2	14	13	12	12	100%	9	75%	-	\$14.75	\$33,072	43
RADIO BROADCASTING	10-701-2	3	3	3	2	67%	0	0%	1	-	-	-
TECHNICAL COMMUNICATIONS	10-699-1	5	5	4	3	75%	2	67%	1	-	-	40
TELEVISION & VIDEO PRODUCTION	10-701-1	8	5	5	5	100%	5	100%	-	-	-	40
TOOL & DIE DESIGN TECHNICIAN	10-617-1	9	8	8	8	100%	7	88%	-	\$12.97	\$31,880	47
ASSOCIATE DEGREE		925	747	713	684	96%	604	88%	29	\$13.50	\$29,991	43
<i>ONE-YEAR TECHNICAL DIPLOMA</i>												
PLASTICS MANUFACTURING	31-619-1	7	5	4	3	75%	2	67%	1	-	-	42
ONE-YEAR TECHNICAL DIPLOMA		7	5	4	3	75%	2	67%	1	-	-	42
TECHNICAL AND TELEVISION DIVISION TOTAL		932	752	717	687	96%	606	88%	30	\$13.50	\$29,991	43
GENERAL EDUCATION DIVISION												
<i>ASSOCIATE DEGREE</i>												
INDIVIDUALIZED TECHNICAL STUDIES	10-825-1	15	11	11	11	100%	10	91%	-	-	-	40
MUSIC OCCUPATIONS	10-805-1	2	1	1	1	100%	0	0%	-	-	-	-
ASSOCIATE DEGREE		17	12	12	12	100%	10	83%	-	-	-	40
<i>COLLEGE PARALLEL</i>												
COLLEGE PARALLEL	20-800-1	189	116	67	59	88%	15	25%	8	\$10.89	\$25,785	46
COLLEGE PARALLEL		189	116	67	59	88%	15	25%	8	\$10.89	\$25,785	46
GENERAL EDUCATION DIVISION TOTAL		206	128	79	71	90%	25	35%	8	\$10.89	\$25,785	43
TOTAL ALL PROGRAMS		15,692	11,885	10,693	10,164	95%	8,346	82%	529	\$11.73	\$25,883	42

INDEX TO DATA TABLES

	<u>Page</u>		<u>Page</u>
ACCOUNTING	10	BUSINESS MID-MANAGEMENT	10
ACCOUNTING ASSISTANT	11	BUS SOFTWARE APPLICATIONS SPEC	11
ADMINISTRATIVE ASSISTANT	10	CABINETMAKING/MILLWORK (DOC)	15
ADMIN ASST - INFO PROCESSING	10	CABLE TELEVISION SYSTEM SERVICE	15
ADMIN ASST - SECRETARIAL	10	CARPENTRY	15
ADVANCED INTENSIVE CARE PARAMEDIC	18	CENTRAL SERVICE TECHNICIAN	18
AERONAUTICS-PILOT TRAINING	14	CHEMICAL TECHNICIAN	20
AG DIESEL POWER MECHANIC	9	CHILD CARE	14
AGRIBUSINESS FACILITIES & EQUIP	9	CHILD CARE AND DEVELOPMENT	13
AGRI-BUSINESS/SCI TECHNOLOGY	9	CHILD CARE ASSOCIATE	13
AGRICULTURAL EQUIPMENT TECHNOLOGY	9	CHILD CARE SERVICES	14
AGRICULTURAL POWER & EQUIP TECH	10	CHIROPRACTIC TECHNICIAN	18
AGRISCIENCE TECHNICIAN	9	CIS-MICROCOMP APPLIC SOFTWR TECH	11
AIR COND REF & HEATING	15	CIS-MICROCOMPUTER SPECIALIST	10
AIR COND, HTG & REFRIG TECHNOLOGY	20	CIS-MICROCOMPUTER TECHNICIAN	11
AIRFRAME & POWERPLANT MECHANICS	16	CIS-MICRO PROGRAMMER SPECIALIST	10
AIRFRAME MECHANIC	15	CIS-NETWORK COMMUNICATIONS SPEC	10
ALCOHOL & OTHER DRUG ABUSE ASSOC	19	CIS-NETWORK SPECIALIST	10
APPLIANCE TECHNICIAN	15	CIS-OPERATIONS	10
ARCHITECTURAL	20	CIS-PROGRAMMER/ANALYST	10
ARCHITECTURAL COMMERCIAL DESIGN	20	CIS-TECHNICAL SUPPORT SPECIALIST	10
ARCHITECTURAL DRAFTING/CONST TECH	20	CIS-WEB ANALYST/PROGRAMMER	10
ARCHITECTURAL WOODWKG/CABNTMKG	15	CIVIL ENG TECH - STRUCTURAL	20
ARCHITECTURAL-RESIDENTIAL DESIGN	20	CIVIL ENGINEERING TECHNOLOGY	20
AUTO COLL REPR/REFINISH TECH (1-YEAR)	15	CIVIL ENGINEERING TECHY-HWY TECH	20
AUTO COLL REPR/REFINISH TECH (2-YEAR)	16	COLLEGE PARALLEL	21
AUTO DETAILING & MINOR AUTO BODY	15	COMMU DEVEL DISABILITIES ASSOC	19
AUTOMATED MFG SYSTEMS TECH	20	COMP NUM CONT MACH OP/PROGRAMMER	15
AUTOMATED PACKAGING SYSTEMS TECH	16	COMPUTER AIDED MFG TECHNOLOGY	20
AUTOMOTIVE MAINTENANCE TECHNICIAN	15	COMPUTER DRAFTING-MECHANICAL	15
AUTOMOTIVE TECHNICIAN	16	COMPUTER HARDWARE TECHNICIAN	20
AUTOMOTIVE TECHNOLOGY	20	COMPUTER INTEGRATED MFG TECHNOLOG	20
AVIONICS TECHNOLOGY	14	COMPUTER SERVICE TECHNICIAN	15
BAKING PRODUCTION	14	COMPUTERIZED ACCOUNTING ASSISTANT	11
BANKING & FINANCIAL SERVICES	10	COMPUTERIZED MACHINING TECH	20
BARBER/COSMETOLOGIST	14	CORRECTIONS SCIENCE	19
BASIC HORTICULTURE	9	COURT AND CONFERENCE REPORTING	10
BASIC POLICE RECRUIT SCHOOL	19	CULINARY ARTS	13
BIO-MEDICAL ELECTRONICS	20	CULINARY MANAGEMENT	13
BIOTECHNOLOGY LABORATORY TECH	9	CUSTODIAL SERVICES	19
BRICKLAYING AND MASONRY	15	DAIRY HERD MANAGEMENT	9
BRICKLAYING/MASONRY (CORRECTIONS)	15	DATA ENTRY	11
BUILDING MAINTENANCE AND CARE	15	DATA ENTRY OPERATIONS	11
BUILDING SERVICES	15	DENTAL ASSISTANT (1-YEAR)	18
BUSINESS ADMINISTRATION CREDIT	11	DENTAL ASSISTANT (SHORT-TERM)	18
BUSINESS EQUIPMENT TECHNICIAN	15	DENTAL HYGIENIST	17
DENTAL LABORATORY	17	FOOD SCIENCE TECHNICIAN	9
DIAGNOSTIC MEDICAL SONOGRAPHY	17	FOOD SERVICE AIDE	14

	<u>Page</u>		<u>Page</u>
DIESEL & HEAVY EQUIPMENT TECH	16	FOOD SERVICE MANAGEMENT	13
DIESEL & POWER TRAIN SERVICING	15	FOOD SERVICE PRODUCTION	14
DIESEL EQUIPMENT MECHANIC	15	FOOD SVC, LODGING & TOURISM MGMT	13
DIESEL EQUIPMENT TECHNOLOGY	14	FUNERAL SERVICE	19
DIETARY MANAGER	14	GAS UTILITY CONSTRUCTION & SERVICE	16
DIETETIC TECHNICIAN	13	GEOGRAPHIC INFO SYSTEMS TECH	10
DRAFTING-ARCHITECTURAL	15	GRAPHIC COMMUN-ELECTRON PREPRESS	12
EDUCATIONAL INTERPRETER TECH	17	GRAPHIC COMMUNICATION TECHNOLOGIES	13
ELECTRICAL POWER DISTRIBUTION	16	GRAPHIC DESIGN	13
ELECTRICAL POWER ENG TECHNICIAN	20	GRAPHIC TECH-ELECTRONIC PREPRESS	13
ELECTRICITY	16	GRAPHIC TECHNOLOGIES--DESIGNER	13
ELECTRO-MECHANICAL TECHNOLOGY	20	HEALTH CARE BUSINESS SERVICES	10
ELECTRON MICROSCOPY	20	HEALTH INFORMATION TECHNOLOGY	17
ELECTRONEURODIAGNOSTIC TECH	17	HEALTH UNIT COORDINATOR (1-YEAR)	18
ELECTRONIC ENGINEERING TECHNOLOGY	20	HEALTH UNIT COORDINATOR (SHORT-TERM)	18
ELECTRONIC SERVICING	16	HISTOTECHNOLOGY	17
ELECTRONIC SERVICING TECHNICIAN	17	HORTICULTURAL AIDE	9
ELECTRONICS	20	HORTICULTURE	9
ELECTRONICS-COMMUNICATIONS	20	HOSPITALITY & TOURISM MANAGEMENT	12
ELECTRONICS-COMPUTER	20	HOTEL/HOSPITALITY MANAGEMENT	12
EMERGENCY MEDICAL TECH - BASIC	18	HUMAN RESOURCES - BUSINESS ADMIN	10
EMERGENCY MEDICAL TECH-PARAMEDIC	18	HUMAN SERVICES ASSOCIATE	19
EMT - INTERMEDIATE	18	INDIVIDUALIZED TECHNICAL STUDIES	21
ENGINE MACHINING TECHNICIAN	17	INDUSTRIAL ENGINEERING TECHNICIAN	20
ENGINE TECHNOLOGY	20	INDUSTRIAL MAINTENANCE TECHNICIAN	17
ENVIRONMENTAL & POLLUTION CONT TECH	19	INDUSTRIAL MECHANIC	16
ENVIRONMENTAL HAZ-MAT SPECIALIST	19	INDUSTRIAL MECHANICAL TECHNICIAN	14
ENVIRONMENTAL SERVICES MGMT	13	INDUSTRIAL SCREEN PRINTING	13
ESTHETICIAN	19	INDUSTRIAL WELDING TECHNICIAN	20
FABRICATION WELDING	16	INFORMATION PROCESSING SPECIALIST	11
FACILITY MAINTENANCE SERVICE	16	INSTRUCTIONAL ASSISTANT	19
FACILITY SYSTEMS TECHNICIAN	14	INSTRUMENTATION	20
FARM BUSINESS & PRODUCTION MGMT	9	INSURANCE SERVICES ASSOCIATE	12
FARM OPERATION	9	INTERIOR DESIGN	14
FASHION MARKETING	11	INTERPRETER TECHNICIAN	17
FINANCE	10	JEWELRY REPAIR & FABRICATION	16
FINANCIAL INSTITUTIONS MGT	10	LABORATORY ANIMAL TECHNICIAN	9
FINANCIAL PLANNING ASSOCIATE	10	LABORATORY TECHNICIAN	19
FIRE PROTECTION ENG TECHNOLOGY	19	LAND SURVEY TECHNICIAN	20
FIRE PROTECTION TECHNICIAN	19	LANDSCAPE AND TURF SERVICES	9
FIRE SCIENCE	19	LANDSCAPE HORTICULTURE	9
FIRE SERVICE CERTIFICATION	19	LASER TECHNICIAN	20
FLEXOGRAPHIC PRINTING	13	LEGAL SECRETARY	10
FLEXOGRAPHIC PROCESS TECHNICIAN	13	LEGAL TRANSCRIPTIONIST	11
FLUID POWER	20	LOGISTICS	12
FLUID POWER MAINTENANCE	16	MACHINE MAINTENANCE/HYDRAULIC TECH	16
FLUID POWER MAINTENANCE TECHNICIAN	17	MACHINE REPAIR TECHNICIAN	17
FOOD PRODUCTION SPECIALIST	14	MACHINE TOOL OPERATION	16
MACHINE TOOL TECHNICIAN	17	POLICE SCIENCE	19
MACHINE TOOLING TECHNICS	17	POWER ENGR & BOILER OPERATOR	15
MANUFACTURING ENGINEERING TECH	21	POWER PLANT MECHANIC	16

	<u>Page</u>		<u>Page</u>
MARINE & OUTDOOR POWER PROD TECH	16	PREPARATORY PLUMBING	15
MARINE REPAIR TECHNICIAN	17	PRINTING	13
MARKETING	12	PRINTING AND PUBLISHING	13
MARKETING & GRAPHIC COMMUNICATIONS	12	PRODUCTION WELDING	15
MARKETING--BUSINESS-TO-BUSINESS	12	PROPERTY APPRAISAL/ASSESSMENT	12
MARKETING-COMMUNICATIONS	12	PROPERTY MANAGEMENT ASSOCIATE	12
MATERIAL HANDLING EQUIP MECHANIC	16	PUBLIC SAFETY TELECOMMUNICATOR	19
MATERIALS MANAGEMENT	12	PUBLIC WORKS TECHNICIAN	21
MATERIALS PLANNING & CONTROL TECH	21	PULP & PAPER TECHNOLOGY	21
MATERIALS TECHNOLOGY	21	QUALITY ASSURANCE TECHNICIAN	21
MECHANICAL & COMPUTER DRAFTING	16	QUALITY IMPROVEMENT PRC SPC (FS)	12
MECHANICAL DESIGN TECHNICIAN	21	QUALITY IMPROVEMENT PROCESS SPEC	12
MEDICAL ASSISTANT	18	RADIO BROADCASTING	21
MEDICAL CODING SPECIALIST	18	RADIOGRAPHY	17
MEDICAL LABORATORY TECHNICIAN	17	REAL ESTATE BROKERAGE	12
MEDICAL OFFICE MID-MANAGEMENT	10	RECREATION SERVICES	12
MEDICAL OFFICE SPECIALIST	11	REFRIG, AIR COND & HTG SERV TECH	16
MEDICAL SECRETARY	10	REFRIGERATION, AIR COND & HEATING	17
MEDICAL TRANSCRIPTION	11	RENAL DIALYSIS TECHNICIAN	18
MEDICATION ASSISTANT	18	RESIDENTIAL BLDG SYSTEMS SPECIALIST	16
METAL FABRICATION/WELDING	16	RESPIRATORY CARE PRACTITIONER	18
MODEL BUILDING DESIGN & CONSTRUCTION	21	RETAIL MANAGEMENT	12
MORTGAGE LENDING	11	SCHOOL FOOD SERVICE ASSISTANT	19
MOTORCYCLE, MAR & OUTDR POW PROD	16	SECURITY LOSS PREVENTION	19
MULTI-OCCUPATIONAL AIDE	14	SMALL BUSINESS MANAGEMENT	12
MUSIC OCCUPATIONS	21	SMALL BUSINESS OPERATION	12
NATURAL RESOURCES TECHNICIAN	9	SMALL BUSINESS TRAINING	11
NETWORK TELECOMMUNICATIONS TECH	21	SUPERVISORY MANAGEMENT	12
NUMERICAL CONTROL MACH OPERATOR	15	SURGICAL TECHNOLOGIST	18
NURSING - ASSOCIATE DEGREE	17	SURGICAL TECHNOLOGY	18
NURSING ASSISTANT	18	TECHNICAL COMMUNICATIONS	21
OCCUPATIONAL THERAPY ASSISTANT	17	TECHNICAL STUDIES-JOURNEYWORKER	14
OFFICE ASSISTANT	11	TELEPHONE SERVICE REPAIR	16
OFFICE SYSTEMS TECHNOLOGY	11	TELEVISION & VIDEO PRODUCTION	21
OFFICE TECHNOLOGY ASSISTANT	11	TOOL & DIE DESIGN TECHNICIAN	21
OPTICIAN/MANAGER	17	TOOL AND DIE MAKING	17
OPTICIANRY SCIENCE	17	TRAVEL AGENT	12
OPTOMETRIC TECHNICIAN	18	TRAVEL SERVICES	12
PARALEGAL	11	TRUCK DRIVING	15
PARAMEDIC TECHNICIAN	17	VETERINARY TECHNICIAN	9
PARTS & INVENTORY CONTROL SPEC	16	VISUAL COMM/COMPUTER GRAPHICS	13
PHARMACY TECHNICIAN	18	VISUAL COMMUNICATION	13
PHARMACY TECHNICIAN - COMMUNITY	18	WATER + WASTEWATER TREATMENT TECH	19
PHLEBOTOMY TECHNICIAN	18	WELDING	16
PHOTOGRAPHY	13	WELDING/MAINT & FABRICATION	15
PHYSICAL THERAPIST ASSISTANT	17	WOOD TECHNICS (1-YEAR)	16
PLASTICS MANUFACTURING	21	WOOD TECHNICS (2-YEAR)	17
PRACTICAL NURSING	18		

**VISIT THE WISCONSIN TECHNICAL COLLEGE SYSTEM
WEB SITE AT:**

<http://www.witechcolleges.com>




What's New
Getting Started
Basic Information
Career Majors
College Listings
Financial Information
Student Services
Distance Learning
Explore Other Options
WTCS Employment

On-line
Application

Business & Industry
Services

Request
Information



310 Price Place, P.O. Box 7874
Madison, WI 53707-7874
Phone: 608-267-2485
Fax: 608-266-1285
TTY: 608-267-2483

webmaster@www.tec.wi.us

For information on college programs and services, use the **on-line information form** or, if you are ready, **apply on-line**

[Home](#)	[Getting Started](#)	[Basic Info](#)	[Career Majors](#)
[College Listings](#)	[Financial Info](#)	[Student Services](#)	
[Distance Learning](#)	[Explore Other Options](#)		
[Business & Industry Services](#)			

For technical questions on the web site, contact the **Webmaster**.

*Copyright © 1996, 1997, 1998, 1999, 2000
by the Wisconsin Technical College System.
All rights reserved.*

Updated: December 4, 2000

25

29

BEST COPY AVAILABLE

APPENDIX A

1999-2000 GRADUATE FOLLOW-UP SURVEY

Please check one answer.

1. How do you feel about the training you received at our school?
- Very Satisfied
 Satisfied
 Unsatisfied
 Very Unsatisfied
2. What was your primary reason for attending our school?
- Preparation for getting a job
 Career change
 Improvement of existing job skills
 Preparation for further education
 Personal Interest
 Other: _____
3. Which one of the below best describes your present status?
- Employed (including active military service)
 Not employed, but seeking
 Not available for employment, student
 Not available for employment, homemaker
 Not available for employment, disabled
 Not available for employment, other:

NOTE: If you are currently employed, please continue with Question 4. If not employed, stop here.

4. When did you start working in your present occupation?
- Before enrolling at our college
 While attending our college
 After leaving our college
5. Is your job related to the training you received at our college?
- Yes
 No

6. Please list the following job information:

A. Job Title: _____

B. Name of employer: _____

Company or Firm

Work address: _____

Street

City

State

Zip

May we contact your supervisor in our Employer Survey as explained in our cover letter?

- Yes
 No

If yes, name of immediate supervisor: _____

First Name

Last Name

- C. What is your present wage, BEFORE DEDUCTIONS? DO NOT INCLUDE OVERTIME. Please give one:

\$ ___ /Hr \$ ___ /Week \$ ___ /Month \$ ___ /Year

- D. How many hours do you work during an average work week?

_____ Hours per week

Thank you very much for your cooperation. Please return this completed form in the postage-paid envelope as soon as possible.

The Wisconsin Technical College System Board is in full compliance with state and federal equal opportunity and affirmative action laws and regulations including Title VII of the 1964 Civil Rights Act, Age Discrimination in Employment Act, Title VI of the 1964 Civil Rights Act, Equal Pay Act, Title IX of the 1972 Education Amendments, and Section 504 of the 1973 Rehabilitation Act, Wisconsin Fair Employment Law, Wisconsin Civil Service Law and Executive Orders, the Carl Perkins Vocational and Technical Education Act, Adult Education and Family Literacy Act, Job Training Partnership Act, Workforce Investment Act, the Office of Civil Rights Guidelines for the Elimination of Discrimination in Vocational Education, the Americans with Disabilities Act (ADA), and/or other applicable state or federal legislation. It is the policy of the WTCSB not to illegally discriminate on the basis of race, color, creed, national origin, religion, sex, age, disability, arrest record, conviction record, political affiliation, marital status, sexual orientation, and membership in the National Guard, state defense force or any other reserve component of the military forces of the United States, or this state. Inquiries regarding equal opportunity may be directed to the Wisconsin Technical College System Board, 310 Price Place, P.O. Box 7874, Madison, Wisconsin 53707-7874; telephone (608) 266-1844 or Tele-communications Device for the Deaf (TDD) (608) 267-2483.



WISCONSIN TECHNICAL COLLEGE SYSTEM DISTRICTS

Blackhawk Technical College
6004 Prairie Road, County Trunk G
P.O. Box 5009
Janesville, WI 53547-5009
Phone: (608) 758-6900

Chippewa Valley Technical College
620 West Clairemont Avenue
Eau Claire, WI 54701-6162
Phone: (715) 833-6200

Fox Valley Technical College
1825 North Bluemound Drive
P.O. Box 2277
Appleton, WI 54912-2277
Phone: (920) 735-5600

Gateway Technical College
3520 - 30th Avenue
Kenosha, WI 53144-1690
Phone: (262) 564-2200

Lakeshore Technical College
1290 North Avenue
Cleveland, WI 53015-1414
Phone: (920) 693-8213

Madison Area Technical College
3550 Anderson Street
Madison, WI 53704-2599
Phone: (608) 246-6100

Mid-State Technical College
500 - 32nd Street North
Wisconsin Rapids, WI 54494-5599
Phone: (715) 422-5300

Milwaukee Area Technical College
700 West State Street
Milwaukee, WI 53233-1443
Phone: (414) 297-6600

Moraine Park Technical College
235 North National Avenue
P.O. Box 1940
Fond du Lac, WI 54936-1940
Phone: (920) 922-8611

Nicolet Area Technical College
Highway G South
P.O. Box 518
Rhinelander, WI 54501-0518
Phone: (715) 365-4410

Northcentral Technical College
1000 W. Campus Drive
Wausau, WI 54401-1899
Phone: (715) 675-3331

Northeast Wisconsin Technical College
2740 West Mason Street
P.O. Box 19042
Green Bay, WI 54307-9042
Phone: (920) 498-5700

Southwest Wisconsin Technical College
1800 Bronson Boulevard
Fennimore, WI 53809-9989
Phone: (608) 822-3262 or
(800) 362-3322

Waukesha County Technical College
800 Main Street
Pewaukee, WI 53072-4698
Phone: (262) 691-5566

Western Wisconsin Technical College
304 Sixth Street North
Post Office Box C-908
La Crosse WI 54602-0908
Phone: (608) 785-9200

Wisconsin Indianhead Technical College
505 Pine Ridge Drive
Shell Lake, WI 54871-9300
Phone: (715) 468-2815



U.S. Department of Education
Office of Educational Research and Improvement (OERI)
National Library of Education (NLE)
Educational Resources Information Center (ERIC)



NOTICE

Reproduction Basis



This document is covered by a signed "Reproduction Release (Blanket)" form (on file within the ERIC system), encompassing all or classes of documents from its source organization and, therefore, does not require a "Specific Document" Release form.



This document is Federally-funded, or carries its own permission to reproduce, or is otherwise in the public domain and, therefore, may be reproduced by ERIC without a signed Reproduction Release form (either "Specific Document" or "Blanket").

EFF-089 (3/2000)