

DOCUMENT RESUME

ED 452 926

JC 010 374

AUTHOR Glycer-Culver, Betty
TITLE Los Rios Community College District Fall 2000 Student Profile, Based upon First Census Data.
INSTITUTION Los Rios Community Coll. District, Sacramento, CA. Office of Institutional Research.
PUB DATE 2000-10-00
NOTE 7p.
AVAILABLE FROM For full text: <http://irweb.do.losrios.cc.ca.us>.
PUB TYPE Numerical/Quantitative Data (110) -- Reports - Descriptive (141)
EDRS PRICE MF01/PC01 Plus Postage.
DESCRIPTORS College Attendance; *Community Colleges; *Enrollment; *Enrollment Trends; *School Demography; *Student Characteristics; Two Year Colleges
IDENTIFIERS *Los Rios Community College District CA

ABSTRACT

This is the eleventh in a series of Los Rios Community College District (LRCCD) (California) fall student profiles. These annual summaries provide the district and its colleges--American River College (ARC), Cosumnes River College (CRC), and Sacramento City College (SCC)--with data on student demographics and enrollment trends. The Fall 2000 Student Profile includes a brief analysis of the separate demographic data for the Folsom Lake and El Dorado centers, which are part of Cosumnes River College. This report presents student enrollment data and Weekly Student Contact Hours (WSCH) based on official Fall First Census report. Highlights include: (1) enrollment has increased substantially each year since fall 1996; through fall 1999, the increase totaled 21%; (2) the proportions by ethnicity remained stable, as did enrollment by gender; (3) the trend toward an older student body at Los Rios continues, with 22% of all students enrolled 40-and-over; however, students who are 18 through 20 remain the largest proportions of the district's enrollment, at 25% this fall; and (4) attendance patterns have shifted over the past five years, with fewer students taking courses offered during the day only or during the evening only than in 1995. (JA)

This document has been reproduced as received from the person or organization originating it.

Minor changes have been made to improve reproduction quality.

Points of view or opinions stated in this document do not necessarily represent official OERI position or policy.

**Los Rios Community College District
Office of Institutional Research**

Fall 2000 Student Profile

Based upon First Census Data

October 2000

PERMISSION TO REPRODUCE AND
DISSEMINATE THIS MATERIAL HAS
BEEN GRANTED BY

J. Beachler

TO THE EDUCATIONAL RESOURCES
INFORMATION CENTER (ERIC)

1

This is the eleventh in a series of Los Rios Community College District (LRCCD) Fall Student Profiles. These annual summaries provide the District and its colleges—American River College (ARC), Cosumnes River College (CRC) and Sacramento City College (SCC)—with data on student demographics and enrollment trends, important information for successful planning to meet the needs of our changing student clientele. The Fall 2000 Student Profile includes a brief analysis of the separate demographic data for the Folsom Lake and El Dorado centers which are part of Cosumnes River College. This report presents student enrollment data and Weekly Student Contact Hours (WSCH) based on official Fall First Census reports that are issued at the beginning of the fourth week of classes. The report is also based upon demographic data generated from the official Fall Fourth Week Census research database. Analysis of demographic data since Fall 1993 includes all students enrolled as of the fourth week of classes. Analysis of student demography is based upon data that *excludes* those students who have dropped their courses by first census and those who have no corresponding match on the course schedule file.

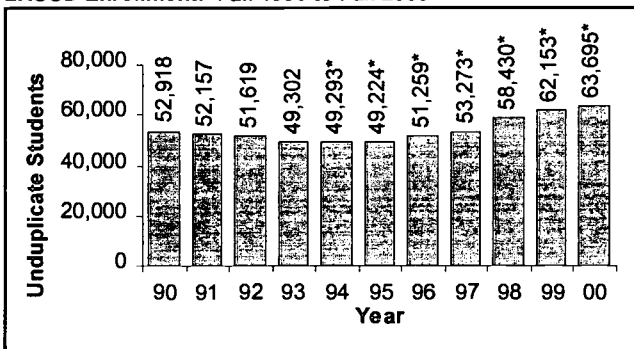
District Enrollment

District Weekly Student Contact Hours

Chart 1 presents fall district enrollment data for the Los Rios Community College District. The enrollment pattern tends to reflect variations in state funding and school age population trends. Fee increases that took effect in 1993 probably contributed to the enrollment drop for that year, a drop that followed two years of more subtle decline. Enrollment was stabilized the following year, declining by less than 0.02% (9 fewer students) in Fall 1994 and in Fall 1995 by only 0.1% (69 fewer students).

Similar to District enrollment in Fall 2000, Weekly Student Contact Hours (WSCH) increased, but by a slightly lower 1.9%. As indicated by Chart 2, this is the sixth annual increase.

**Chart 1
LRCCD Enrollment: Fall 1990 to Fall 2000**

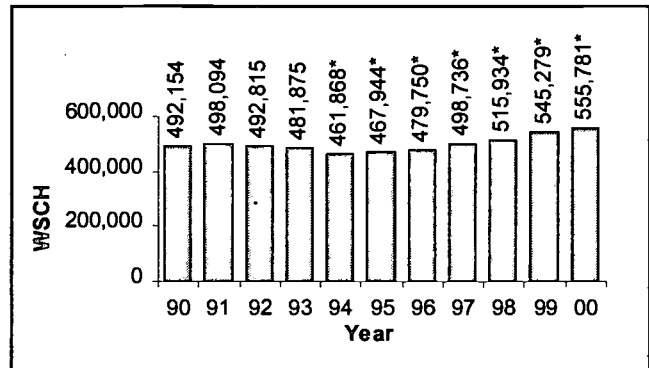


* Data revisions occur in July, following the end of each academic year.

Since then, enrollment has increased annually beginning with a 4.1% increase in Fall 1996, a 3.9% increase in Fall 1997 and a 9.7% enrollment increase in Fall 1998. Los Rios enrollment increases continued in Fall 1999, with a 6.4% increase and a 2.5% enrollment increase in Fall 2000.

Enrollment increased at each of the Los Rios colleges in Fall 2000: by 0.06% at ARC (to 27,384), by 3.9% at CRC (to 9,923, noting that Folsom Lake and El Dorado enrollment figures are now reported separately), by 4.3% at SCC (to 20,060) and by 5.4% (to 6,328) at the Folsom Lake and El Dorado centers.

**Chart 2
LRCCD WSCH: Fall 1990 to Fall 2000**



* Data revisions occur in July, following the end of each academic year.

After a decline in WSCH, starting in Fall 1992, WSCH began steadily increasing from 1995 forward. Moreover, the ratio of WSCH to enrollment had been fairly consistent from Fall 1989 to Fall 1997, averaging 9.4 during these nine years. However the WSCH to enrollment ratio at 4th week was a lower 8.8 both in Fall 1998 and 1999 and a slightly lower 8.7 in Fall 2000. This may be reflective of the combined effects of an older student population who tend to take lighter unit loads as well as the increase in student enrollment at the Folsom Lake and El Dorado centers where students also tend to take lighter unit loads due to current facilities limitations.

An additional impact on the enrollment to WSCH ratio is the effect of the increase in Special Admit students who also generally take just one or two classes at their Los Rios college. However, enrollment of new high school graduates—a group that tends to enroll in a higher number

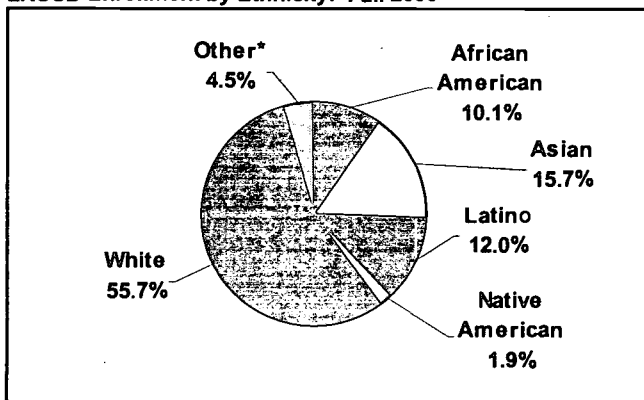
JC010374

of units than the average student--increased 10.9% from Fall 1998 to Fall 1999 and enrollment remained stable in Fall 2000. In addition, this student population took a slightly higher unit load in Fall 2000 compared to the previous year, helping to balance the combined effects of an older student body and special admits on the enrollment to WSCH ratio. These shifts in the course taking patterns of different groups of Los Rios students tend to impact the WSCH to enrollment ratios.

District Enrollment by Ethnicity

Chart 3 depicts the District's ethnic composition in Fall 2000. The Fall 2000 distribution of ethnic students at Los Rios colleges of 39.7% generally mirrors the Fall 1999 pattern and is just slightly higher than the 39.1% in Fall 1995.

Chart 3
LRCCD Enrollment by Ethnicity: Fall 2000



* Students of all other and unknown ethnic categories.

Although Asian students continue to be the largest minority group enrolled at Los Rios, the proportion of Asian students enrolled district-wide decreased slightly from 16.4% in Fall 1995 to 15.7% in Fall 2000. The remaining ethnic composition of the District's Fall 2000 enrollment is as follows: Latino's, 12.0%; African Americans, 10.1%; Native Americans, 1.9%; and the remaining 4.5% include students from various other ethnic minority groups and those students who declined to state their ethnicity. There continues to be slight declines in the proportion of white student enrollment at Los Rios colleges, decreasing from 57.4% in Fall 1995 to 55.7% in Fall 2000.

There are some interesting differences in Fall 2000 enrollment based on ethnicity at the college level. CRC ethnic enrollment proportions without students from the two centers allows us to evaluate enrollment specific to the CRC campus. Overall the CRC ethnic composition looks more like that of SCC than like the district as a whole. CRC enrolls the highest proportion of Asian students (25.3%) and also enrolls higher proportions of African Americans (14.8%) and Latinos (13.5%) than comparable District enrollment proportions. SCC also enrolls a higher proportion of Asians (22.9%), Latinos (15.5%) and African Americans (13.0%) when compared to District enrollment proportions. ARC enrollment based on ethnicity shows a lower proportion in each of the ethnic

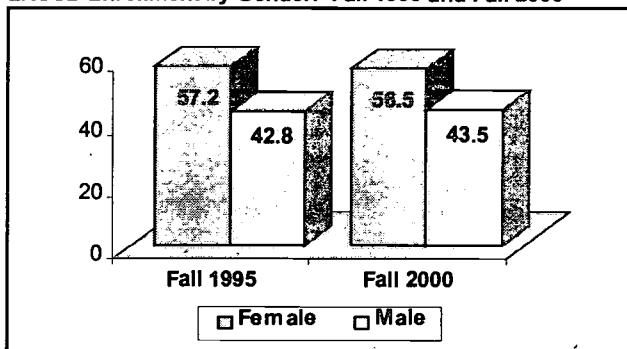
categories except Native Americans (noting the small numbers) and a higher proportion of white student (64.8%) enrollment, although the proportion of white students enrolled at ARC has decreased by 3.1% since Fall 1995.

Analysis of the Folsom Lake and El Dorado centers' Fall 2000 ethnicity profile results in a much different enrollment pattern. There is a substantially higher proportion of white students enrolled at both the Folsom Lake and El Dorado centers, 76.0% and 84.0%, respectively.

District Enrollment by Gender

Historically, there has been very little change in the proportions of men and women enrolled at Los Rios colleges, fluctuating less than 1% between fall semesters. Chart 4 illustrates this fact; there was a very slight decrease (0.7%) in the proportion of women enrolled in Los Rios from Fall 1995 to Fall 2000.

Chart 4
LRCCD Enrollment by Gender: Fall 1995 and Fall 2000



The enrollment pattern by gender varies somewhat among the Los Rios colleges. ARC has a higher proportion of male students (46.7%) and a lower proportion of female students (53.3%), than the District for Fall 2000. It is of importance to note ARC's enrollment profile is influenced by the enrollment demography of the Public Safety Center program now managed by the ARC campus, which comprises 8.7% of the total ARC student population. The Public Safety Center's demography is much different than the ARC campus overall with higher proportions of older, male students, enrolling only in classes offered during the day; 80.1% of all Public Safety Center students are male.

In comparison, CRC has a slightly higher proportion of female students (58.4%) than male students (41.6%). SCC's enrollment proportions of women to men for Fall 2000 varies only slightly from the District, with 57.2% female and 42.8% male enrollment. The proportion of females enrolled at Folsom Lake (63.4%) and El Dorado (65.9%) for Fall 2000 are much higher than the comparable District enrollment proportions.

Fall 2000 District enrollment by gender based on ethnicity illustrates differing enrollment patterns within several ethnic categories. African American enrollment by gender has a higher proportion of female students (60.3%) than

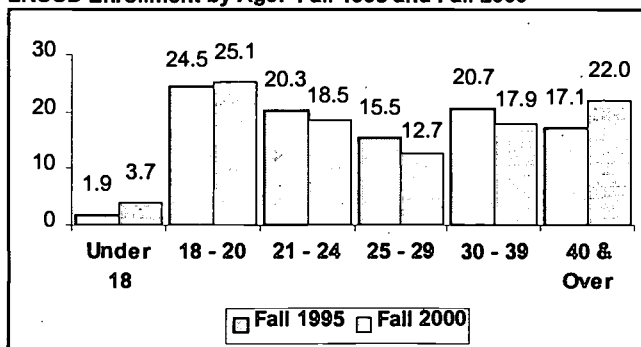
males (39.7%). It is of interest to note that there has been a 1.3% increase in the *proportion* of African American females enrolled in Los Rios colleges since Fall 1995. This has occurred because the *number* of African American females enrolling increased 48.6% from Fall 1995 to Fall 2000, compared to a 33.9% increase in *all* female enrollment across the district. In comparison, the 40.5% increase in the *number* of African American males enrolled from Fall 1995 to Fall 2000 is slightly higher than the 37.8% enrollment increase for *all* male students district-wide.

The proportion of female African American students is an even higher 67.5% at CRC, is a slightly lower 57.4% at ARC, while the 59.5% proportion of female African American students at SCC generally reflects district proportions. Asian students continue to enroll relatively similar proportions of females (53.4%) and males (46.6%) district-wide, however there was a 2.8% increase on the proportion of Asian females enrolled in LRCCD since Fall 2000. District-wide, the proportion of female Latino enrollment is 56.0% and Latino enrollment patterns at CRC and SCC generally reflect district proportions. However, Latino enrollment shows a relatively similar proportion of females (51.1%) and males (48.9%) at American River College.

District Enrollment by Age Group

Chart 5 illustrates that LRCCD enrollment of students under-18 increased by 1.8% while enrollment of students who are 18-20 remained relatively unchanged from Fall 1995 to Fall 2000. However, the largest proportion of LRCCD enrollment is the 25.1% of students ages 18-20. The chart also illustrates decreases in each of the age categories for students who are 21 to 39. The proportion of students enrolled who are 21-24 decreased by 1.8%, from 20.3% in Fall 1995 to 18.5% in Fall 2000. The proportion of students enrolled between the ages 25-29 also decreased, by 2.8% from 15.5% in Fall 1995 to 12.7% in Fall 2000. Similarly, the proportion of students enrolled who are 30-39 decreased by 2.8% from 20.7% in Fall 1995 to 17.9% in Fall 2000. The most significant growth continues to be with those students 40-and-over, increasing by 4.9% from 17.1% of all students in Fall 1995 to 22.0% in Fall 2000. It is likely the shifts in enrollment by age at Los Rios colleges are indicative of the changing population within the greater Sacramento area.

Chart 5
LRCCD Enrollment by Age: Fall 1995 and Fall 2000



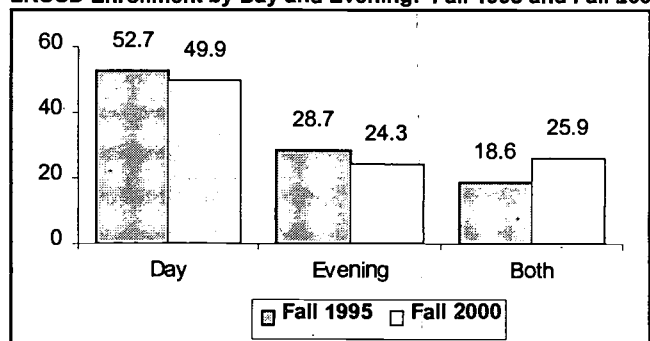
Overall, ARC and SCC enrollment patterns by age generally reflect the district enrollment pattern. ARC does however enroll slightly lower proportions of younger students under-20 than the district overall, 25.5% compared to 28.8% district-wide in Fall 2000. The 43.0% of ARC students 30-and-over enrolled is slightly higher than the 39.9% of students 30-and-over enrolled district-wide. The ARC age profile is also influenced by the enrollment demography from ARC's Public Safety Center, at which 81.2% of the students enrolled are 30-and-over. The proportion of ARC students 30-and-over without the Public Safety Center enrollment generally reflects District proportions. SCC tends to enroll a higher proportion of students who are younger. SCC has a slightly younger student population, illustrated by the 65.2% proportion of SCC students who are 29-and-under in Fall 2000 compared to 60.0% district-wide. Comparatively, the proportion of SCC students 30-and-over was 34.8% compared to 39.9% district-wide.

Comparing CRC's enrollment by age without the Folsom Lake and El Dorado centers demonstrates a slightly younger population enrolling at CRC (4.8% of Fall 2000 students are under-18 and 28.6% are ages 18-20) and slightly lower proportions of older students (only 18.8% of CRC students are 40-and-over). Of further interest is the 6.1% increase in the proportion of students under-18 enrolled at Folsom Lake Center, increasing from 5.2% of all students in Fall 1995 to 11.3% in Fall 2000. Students 40-and-over also enroll in higher proportions at Folsom Lake Center, 30.0% compared to the 22.0% district-wide enrollment in Fall 2000. The El Dorado Center also enrolls higher proportions of students under-18 (5.6%) and students 40-and-over (31.5%) than comparable district proportions.

District Enrollment by Day and Evening Attendance

Chart 6 compares the District proportions of day and evening attendance for Fall 1995 and Fall 2000. Figures indicate that the proportions of students taking courses offered only during the day declined by 2.8%, from 52.7% in Fall 1995 to 49.9% in Fall 2000. There were also 4.4% fewer students attending courses offered during the evening only in Fall 2000 than there were in Fall 1995.

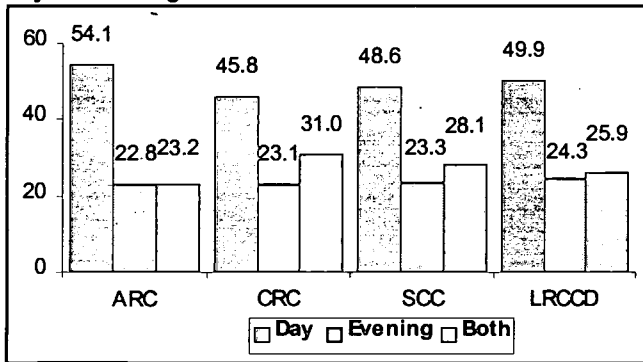
Chart 6
LRCCD Enrollment by Day and Evening: Fall 1995 and Fall 2000



Conversely, 7.3% more students in Fall 2000 are attending *both* day and evening courses than was the case five years earlier.

Chart 7 illustrates the differing day and evening attendance patterns at each of the Los Rios colleges. The proportion of ARC students attending during the day only is higher than that of the district. However slightly lower proportions of ARC students attend courses offered during the evening only as well as courses offered both during the day and evening than comparable students district-wide. ARC enrollment patterns by day and evening are heavily influenced by the vast majority of day only (97.1%) Public Safety Center students. The proportion of ARC students attending during the day only excluding the Public Safety Center from analysis is 50.0%, reflecting district-wide proportions.

Chart 7
Day and Evening Attendance: Fall 2000



Comparatively, CRC students enroll in day only courses in slightly lower proportions than students district-wide as well as students at both ARC and SCC. Increasing annually by 4.2% from 26.8% of all students in Fall 1999 to 31.0% in Fall 2000, the proportion of CRC students enrolling in courses offered both during the day and evening is higher than ARC, SCC and district-wide proportions. As such, the proportion of CRC students taking courses offered in the evening only declined by 3.7% from Fall 1999 to Fall 2000. The 23.1% proportion of CRC students enrolled in evening only courses generally reflects the proportional enrollment at the other two colleges and district overall. SCC's proportional enrollment of students taking day only courses is very similar to district enrollment for Fall 2000 as is the proportion of SCC students taking courses offered in the evening only. SCC students enroll in courses offered during both day and evening in higher proportions than both ARC and district-wide, but is slightly lower than the comparable proportion at CRC.

There was a significant 12.1% annual increase in the proportion of Folsom Lake students enrolled in courses offered during the day only, increasing from 24.6% in Fall 1999 to 36.7% in Fall 2000. Conversely, the proportion of Folsom Lake students enrolled in courses offered during the evening only declined 15.0%, from 42.7% in Fall 1999 to 27.7% in Fall 2000. The proportion of students enrolling in both day and evening courses increased by 3.0%, from 32.7% in Fall 1999 to 35.7% in Fall 2000. This may reflect an expanding program at Folsom Lake, as the center prepares for its expansion to college status. Comparatively, El Dorado student enrollment proportions by day evening attendance are different than those of

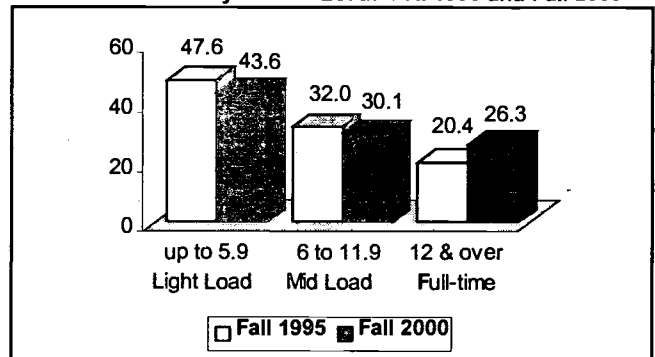
Folsom Lake. Students at El Dorado continue to be fairly evenly distributed between day only, evening only and both day and evening courses. However, there were shifts in the course taking patterns by El Dorado Center students in Fall 2000 as well. El Dorado students enrolling in courses offered during both day and evening increased by 7.1%, from 31.1% in Fall 1999 to 38.2% in Fall 2000. Conversely, the proportion of enrollment in courses offered during the day only and during the evening only declined at El Dorado Center from Fall 1999 to Fall 2000, by 3.6% and 3.5%, respectively.

Unit Load by District Students

Three categories of unit load are illustrated in Chart 8 to demonstrate trends in students' course loads in Fall 1995 and Fall 2000. "Light load" students are those taking fewer than six units; "mid-load" students are those taking six to 11.9 units; and "full-time" students are those with 12 or more units.

Chart 8 demonstrates both the five-year decline in part-time student enrollment at Los Rios colleges and the increase in full-time enrollment, up from 20.4% in Fall 1995 to 26.3% in Fall 2000. There was a 5.9% decline in the proportion of Los Rios students who are part-time (mid and light-load), decreasing from 79.6% of total student enrollment in Fall 1995 to 73.7% in Fall 2000.

Chart 8
LRCCD Enrollment by Course Load: Fall 1995 and Fall 2000



Sacramento City College had both the greatest proportion of full-time students (31.1%) as well as the largest increase in full-time students, increasing by 7.6% from Fall 1995. Although ARC continues to enroll a slightly lower proportion of full-time students than does SCC, the 25.0% of students who were full-time at ARC in Fall 2000 is a 6.4% increase from Fall 1995. However, the proportion of full-time students is a higher 26.6% when the predominantly part-time Public Safety Center enrollment is not included in the ARC demographic analysis. The proportion of full-time CRC students decreased by a slight 0.6% from 30.0% in Fall 1996 to 29.4% in Fall 2000. It remains clear that all of the colleges are still predominantly part-time institutions, but full-time student enrollment on a district-wide basis is increasing.

As would be expected, due to facilities limitations, proportions of students who take light class loads are substantially higher at the centers, 58.0% at Folsom Lake and 48.6% at El Dorado. The proportion of mid-load students enrolled at both the centers are slightly lower than those of the district overall. It is interesting to note that although the 16.2% proportion of full-time students enrolled in Folsom Lake is 10.1% lower than district proportions, the 23.4% of full-time students enrolled in El Dorado is only a slight 2.9% lower than district proportions in Fall 2000. However, the proportion of full-time students enrolled in Folsom Lake did increase by 2.3% from Fall 1996 to Fall 2000. As Folsom Lake's status evolves from a center to a college, full-time enrollment will be on the increase.

Enrollment Status of District Students

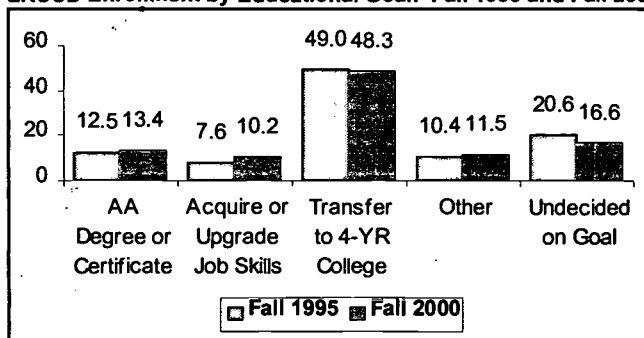
Half, 50.4%, of LRCCD students enrolled are continuing students, which represents the largest proportion of Fall 2000 student enrollment. Worth noting, is the 2.7% increase in special admit students enrolling in Los Rios colleges, increasing from 1.0% in Fall 1995 to 3.7% in Fall 2000. Comparatively, there were slight declines in the proportions of new students (by 0.3%) and of new transfer students (by 2.7%) in Fall 2000. The 15.9% proportion of students returning after an absence remained relatively unchanged from Fall 1995 to Fall 2000.

One of the most interesting things about enrollment by student status at the Folsom Lake and El Dorado centers is the high proportion of special admit students, a possible reflection of ongoing high school recruitment efforts at the two centers. Likewise, each of the Los Rios colleges are developing strong relationships with local feeder high schools. The proportion of special admit students at Folsom Lake Center is 13.3% and at El Dorado Center the proportion is 5.5%. CRC also has a higher proportion of special admit students, 4.6%, compared to the 3.7% across the district.

District Enrollment by Educational Goal

In an effort to better understand the goals of our students, Chart 9 depicts the educational goals of Los Rios students for Fall 1995 and Fall 2000.

Chart 9
LRCCD Enrollment by Educational Goal: Fall 1995 and Fall 2000



The proportion of students with the goal of obtaining an Associate's Degree or Certificate has remained relatively unchanged, increasing by a slight 0.9% from Fall 1995 to Fall 2000. Similarly, the proportion of students with the goal to transfer to a four-year institution remained relatively stable, decreasing by only a slight 0.7%, from 49.0% in Fall 1995 to 48.3% in Fall 2000.

There was a 2.6% increase in the proportion of students enrolling in a Los Rios college to acquire or upgrade their job skills, from 7.6% in Fall 1995 to 10.2% in Fall 2000. The proportion of students enrolled at a Los Rios college for other reasons (GED Completion, Education Development, Basic Skills Improvement, Discover Career Interests and Maintain Certificate or License) increased from 10.4% in Fall 1995 to 11.5% in Fall 2000. Those students undecided on their educational goal decreased by 4.0%, from 20.6% in Fall 1995 to 16.6% in Fall 2000.

Considering the profile of students at the Folsom Lake and El Dorado centers, as well as current facilities limitations, it is interesting to note that the goals of these students are not that much different than those of Los Rios students district-wide. Although the proportions are slightly lower (41.1% at Folsom Lake and 42.0% at El Dorado) than the District (48.3%), the highest proportion of students at these two centers have the same goals as students throughout the district, to transfer to a four-year institution with or without an Associate's Degree. However, there are also higher proportions of students enrolled who are interested in other types of educational goals, 15.1% at Folsom Lake and 19.7% at El Dorado. A higher proportion of Folsom Lake students, 15.6%, enroll with a goal of acquiring or upgrading their job skills while the 10.9% of El Dorado students with this goal generally reflect that of students district-wide.

Summary Remarks

The data presented in the Fall 2000 Profile illustrate the overall growth of Los Rios Community College District's enrollment as well as changing demographic trends. Enrollment has increased substantially each year from Fall 1996 and continued through Fall 1999, by 21.3% over this four year period. Enrollment growth continued with a 2.5% annual increase in Fall 2000. WSCH increased by a slightly lower 1.9% from Fall 1999 to Fall 2000, which could partially reflect both the 5.4% enrollment growth at Folsom Lake and El Dorado centers and the increase in the proportion of their students who are special admit students, student populations with tendencies to take lighter class loads.

Long-term demographic trends remained relatively constant in Fall 2000. The proportions by ethnicity remained stable as did enrollment by gender. The trend of an older student body at Los Rios continues, with 22.0% of all students enrolled 40-and-over. However, students who are 18 through 20 remain the largest proportion of the district's enrollment, at 25.1% this Fall. Although students under-18 as a proportion of total enrollment hasn't increased drastically (1.8% since Fall

1995), the growth in the *number* of students under-18 has, by 165.0% district-wide from Fall 1995 to Fall 2000.

Attendance patterns have shifted over the past five years with fewer students taking courses offered during the day only and those courses offered in the evening only. It is the proportion of all students taking courses offered during *both* the day and evening that has increased, by 7.3% from Fall 1995 to Fall 2000. This increase in the proportion of all students in *both* day and evening courses is a result of the 88.9% growth in the *number* of students taking those courses, from Fall 1995 to Fall 2000, and likely reflects a student body that has greater flexibility to attend courses than in the past. Although Los Rios remains a predominantly part-time institution, there is a shift in course load patterns. The proportion of full-time students increased by 5.9%, from 20.4% in Fall 1995 to 26.3% of all students in Fall 2000. This occurred primarily because of a 74.9% growth in the *number* of full-time students.

American River College's demography is highly influenced by the Public Safety Center, which enrolls 8.7% of all ARC students. The Public Safety Center is a criminal justice program with demography that is very different than the overall ARC student demographic profile. Public Safety Center students tend to be older male students, the majority of whom take their courses during the day only and are predominantly part-time students.

Half of Los Rios students (50.4%) are continuing students. However, worth noting, is the 2.7% increase in the proportion of all students who are special admit students from Fall 1995 to Fall 2000. The increase in the proportion of special admit students can be attributed to the substantial 419.8% district-wide growth in the *number* of special admit students over the past five years, from 409 to 2,126.

Students with the goal of obtaining an Associate's Degree or Certificate remained relatively unchanged from Fall 1995 to Fall 2000. However, the proportion of all students who are attending Los Rios colleges to acquire or upgrade job skills increased by 2.6% from Fall 1995 to Fall 2000, occurring primarily due to an 87.7% growth in the *number* of students who enrolled over this five year time period with this goal.

A look at the Folsom Lake and El Dorado centers shows that although there are similarities with the district, there are some noteworthy differences in the student profiles of these two centers. Folsom Lake and El Dorado differ in the following ways: a higher proportion of students are female; a substantially higher proportion are white; and a higher proportion are under-18 (particularly at Folsom Lake Center) and a higher proportion are 40-and-over, compared to students district-wide. The *number* of special admit students at Folsom Lake Center increased from 77 students in Fall 1996 (the first year separate center data was available) to 508 students in Fall 2000, a growth of 559.7%. Likewise, there was a dramatic growth in the numbers of special admit students at the El Dorado

Center: from a mere 9 students in Fall 1996 to 166 in Fall 2000. More students at Folsom Lake Center are now taking courses only during the day than in the past, which could reflect the changing status of Folsom Lake from a center to a college. But more El Dorado Center students are increasingly taking courses during *both* the day and the evening. Nonetheless, the proportions of all students at Folsom Lake (58.0%) and El Dorado (48.6%) who take light class loads are still higher than students district-wide (43.6%).

Separate analysis of the Folsom Lake and El Dorado centers also allows us the ability to evaluate the enrollment patterns of students specific to the CRC campus. One of the most noteworthy results is that the CRC ethnic composition looks more like that of SCC than like the district overall. In fact, CRC enrolls higher proportions of both African American and Asian students than does SCC.

The Fall 2000 Profile is based on unduplicate student demography generated from the fall First Census reports that are issued at the beginning of the fourth week of classes. Of additional interest to enrollment growth and shifting demographic trends is the increase in the number of duplicate students--those students attending more than one Los Rios college. The number of duplicate enrollees increased from approximately 676 in Fall 1995 to 1,443 students in Fall 2000, a 113.5% increase. This suggests that the mobility of our students and their willingness to travel to take the courses they need is expanding. However, there was a smaller 10.4% increase in the number of duplicate students from Fall 1999 to Fall 2000, which could be an indication that the increasing numbers of duplicate students may start to level off.

One of the strengths of the 2000 Fall Profile is the stronger capability to report those areas of demographic stability as well as demographic shifts an important tool in the Los Rios Community College District's continuing efforts to meet the diverse needs of our current and future student population.

This report was written by Betty Glycer-Culver, Research Analyst, and is based on data generated from the LRCCD Research Database, developed and managed by Minh La, IT Analyst.

For further information please call 916-568-3131 or email loc@mail.do.losrios.cc.ca.us, LRCCD Office of Institutional Research (IR)

All district reports are available on the IR Web Site at <http://irweb.do.losrios.cc.ca.us>

October, 2000

Fall2000Profile.doc



U.S. Department of Education
Office of Educational Research and Improvement (OERI)
National Library of Education (NLE)
Educational Resources Information Center (ERIC)



REPRODUCTION RELEASE

(Specific Document)

I. DOCUMENT IDENTIFICATION:

Title: Fall 2000 Student Profile Based upon First Census Data -- October 2000	
Author(s): Betty Glycer-Culver	
Corporate Source: Office of Institutional Research, Los Rios CCD 1919 Spanos Court Sacramento, CA. 95825-3981	Publication Date: October 2000

II. REPRODUCTION RELEASE:

In order to disseminate as widely as possible timely and significant materials of interest to the educational community, documents announced in the monthly abstract journal of the ERIC system, *Resources in Education* (RIE), are usually made available to users in microfiche, reproduced paper copy, and electronic media, and sold through the ERIC Document Reproduction Service (EDRS). Credit is given to the source of each document, and, if reproduction release is granted, one of the following notices is affixed to the document.

If permission is granted to reproduce and disseminate the identified document, please CHECK ONE of the following three options and sign at the bottom of the page.

The sample sticker shown below will be affixed to all Level 1 documents

PERMISSION TO REPRODUCE AND DISSEMINATE THIS MATERIAL HAS BEEN GRANTED BY

TO THE EDUCATIONAL RESOURCES INFORMATION CENTER (ERIC)

Level 1

Check here for Level 1 release, permitting reproduction and dissemination in microfiche or other ERIC archival media (e.g., electronic) and paper copy.

The sample sticker shown below will be affixed to all Level 2A documents

PERMISSION TO REPRODUCE AND DISSEMINATE THIS MATERIAL IN MICROFICHE, AND IN ELECTRONIC MEDIA FOR ERIC COLLECTION SUBSCRIBERS ONLY, HAS BEEN GRANTED BY

TO THE EDUCATIONAL RESOURCES INFORMATION CENTER (ERIC)

2A

Level 2A

Check here for Level 2A release, permitting reproduction and dissemination in microfiche and in electronic media for ERIC archival collection subscribers only

The sample sticker shown below will be affixed to all Level 2B documents

PERMISSION TO REPRODUCE AND DISSEMINATE THIS MATERIAL IN MICROFICHE ONLY HAS BEEN GRANTED BY

TO THE EDUCATIONAL RESOURCES INFORMATION CENTER (ERIC)

2B

Level 2B

Check here for Level 2B release, permitting reproduction and dissemination in microfiche only

Documents will be processed as indicated provided reproduction quality permits.
If permission to reproduce is granted, but no box is checked, documents will be processed at Level 1.

I hereby grant to the Educational Resources Information Center (ERIC) nonexclusive permission to reproduce and disseminate this document as indicated above. Reproduction from the ERIC microfiche or electronic media by persons other than ERIC employees and its system contractors requires permission from the copyright holder. Exception is made for non-profit reproduction by libraries and other service agencies to satisfy information needs of educators in response to discrete inquiries.

Sign here, please

Signature:	Printed Name/Position/Title: Dr. Judith A. Beachler, Director	
Organization/Address: Office of Institutional Research Los Rios Community College District 1919 Spanos Court, Sacramento, CA. 95825-3981	Telephone: 916-568-3132	FAX: 916-568-3094

III. DOCUMENT AVAILABILITY INFORMATION (FROM NON-ERIC SOURCE):

If permission to reproduce is not granted to ERIC, or, if you wish ERIC to cite the availability of the document from another source, please provide the following information regarding the availability of the document. (ERIC will not announce a document unless it is publicly available, and a dependable source can be specified. Contributors should also be aware that ERIC selection criteria are significantly more stringent for documents that cannot be made available through EDRS.)

Publisher/Distributor:	All Institutional Research reports are available on our website:
Address:	http://irweb.do.losrios.cc.ca.us
Price:	

IV. REFERRAL OF ERIC TO COPYRIGHT/REPRODUCTION RIGHTS HOLDER:

If the right to grant this reproduction release is held by someone other than the addressee, please provide the appropriate name and address:

Name:
Address:

V. WHERE TO SEND THIS FORM:

Send this form to the following ERIC Clearinghouse:

However, if solicited by the ERIC Facility, or if making an unsolicited contribution to ERIC, return this form (and the document being contributed) to:

ERIC Processing and Reference Facility
4483-A Forbes Boulevard
Lanham, Maryland 20706

Telephone: 301-552-4200

Toll Free: 800-799-3742

FAX: 301-552-4700

e-mail: ericfac@inet.ed.gov

WWW: <http://ericfac.piccard.csc.com>