

DOCUMENT RESUME

ED 451 854

JC 010 288

TITLE Iowa Community Colleges Fall Term 1999 Credit Student Enrollment Report.

INSTITUTION Iowa State Dept. of Education, Des Moines. Div. of Community Colleges and Workforce Preparation.

PUB DATE 1999-12-00

NOTE 9p.

PUB TYPE Numerical/Quantitative Data (110) -- Reports - Descriptive (141)

EDRS PRICE MF01/PC01 Plus Postage.

DESCRIPTORS *College Attendance; *Community Colleges; *Enrollment; Enrollment Rate; *Enrollment Trends; Institutional Characteristics; *Student Characteristics; Two Year College Students; Two Year Colleges

IDENTIFIERS *Iowa

ABSTRACT

This report provides student enrollment data for Iowa community colleges for fall 1999. Highlights include: (1) community college fall credit enrollment continued to grow, with approximately 59 percent pursuing college parallel program majors; (2) fall term enrollments have grown 29 percent from 49,351 in 1989 to 63,809 in 1999; (3) college parallel program enrollments have grown 51 percent from 24,716 in 1989 to 37,398 in 1999; (4) vocational enrollments have grown 10 percent from 20,298 to 22,355 over the same time period, and career option (programs that prepare students either to enter a vocation or to transfer to a four-year institution), declined 7 percent from 4,337 to 4,052; (5) community college enrollments represent the ethnicity of the citizens of the state as a whole, surpassing in all minority categories their proportional share of the total state population; (6) while 1.71 percent of Iowa's 1990 population is black, 2.69 percent of the fall 1999 community college enrollment reporting ethnicity was black; (7) more than 56 percent of enrollment was female; and (8) approximately 58 percent of community college students were enrolled in arts and science programs. (JA)

Southern
Iowa Community College



IOWA LAKES
COMMUNITY COLLEGE

Northeast Iowa
Community College

Iowa Community Colleges

Fall Term 1999

Credit Student Enrollment Report

PERMISSION TO REPRODUCE AND
DISSEMINATE THIS MATERIAL HAS
BEEN GRANTED BY

E. Anderson

TO THE EDUCATIONAL RESOURCES
INFORMATION CENTER (ERIC)

U.S. DEPARTMENT OF EDUCATION
Office of Educational Research and Improvement
EDUCATIONAL RESOURCES INFORMATION
CENTER (ERIC)

This document has been reproduced as
received from the person or organization
originating it.

Minor changes have been made to
improve reproduction quality.

• Points of view or opinions stated in this
document do not necessarily represent
official OERI position or policy.



"Great for the Great"

December 1999

IC010288

State of Iowa
Department of Education
Grimes State Office Building
Des Moines, Iowa
50319-0146

State Board of Education

Corine A. Hadley, President, Newton
Sally J. Frudden, Vice President, Charles City
Gregory A. Forristall, Macedonia
Gregory D. McClain, Cedar Falls
Mary Jean Montgomery, Spencer
Gene E. Vincent, Carroll
Kay Wagner, Bettendorf
John C. White, Iowa City

Administration

Ted Stilwill, Director and Executive Officer
of the State Board of Education
Gail Sullivan, Chief of Policy and Planning

Division of Community Colleges
and Workforce Preparation

Janice Nahra Friedel, Ph.D., Administrator

Bureau of Community Colleges
Evelyn Anderson, Chief

Bureau of Technical and Vocational Education
Jerda Garey, Ed.D., Chief

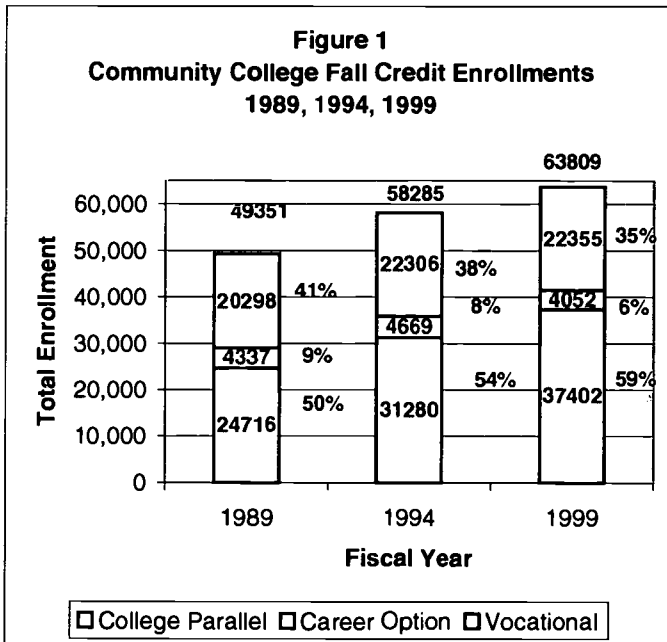
It is the policy of the Iowa Department of Education not to discriminate on the basis of race, color, national origin, gender, disability, religion, creed, age or marital status in its programs or employment practices. If you have questions or grievances related to this policy please contact Chief, Bureau of Administration and School Improvement Services, Grimes State Office Building, Des Moines, Iowa 50319-0146, (515) 281-5811.

Iowa Community College Fall Term 1999 Credit Student Enrollment Report

This report serves as a demonstration of the capabilities of the community college Management Information System (MIS). The 15 community colleges electronically transmitted the fall 1999 enrollments to the Iowa Department of Education after the 14th day of the fall term start date.

All data in this report, except where noted, are taken from the Iowa Department of Education's Fall 1999 MIS electronic data files.

Total Enrollment by Program Type: Community college fall credit enrollment continued to grow, with approximately 59 percent pursuing college parallel program majors. (See Figure 1.) Fall term enrollments have grown 29 percent from 49,351 in 1989 to 63,809 in 1999. College parallel program enrollments have grown 51 percent from 24,716 in 1989 to 37,402 in 1999. Vocational enrollments have grown 10 percent from 20,298 to 22,355 over the same time period, and career option (programs which prepare students either to enter a vocation or to transfer to a four-year institution), declined 7% from 4,337 to 4,052.



Comparative College Enrollments and Full- and Part-Time Totals: Fall 1999 credit enrollment totaled 63,809. These data are summarized in Table 1.

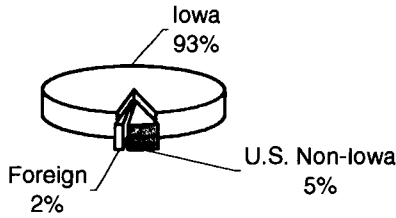
**Table 1
Full- and Part-Time Fall 1999 Credit Enrollments by
Community College**

College Name	Full-Time		Part -Time		Total	
	No.	%	No.	%	No.	%
Northeast Iowa	1,660	52%	1,526	48%	3,186	5%
North Iowa Area	1,814	62%	1,113	38%	2,927	5%
Iowa Lakes	1,295	49%	1,359	51%	2,654	4%
Northwest Iowa	516	57%	387	43%	903	1%
Iowa Central	1,832	48%	1,981	52%	3,813	6%
Iowa Valley	1,011	51%	954	49%	1,965	3%
Hawkeye	2,900	66%	1,491	34%	4,391	7%
Eastern Iowa	3,017	48%	3,265	52%	6,282	10%
Kirkwood	5,900	52%	5,423	48%	11,323	18%
Des Moines Area	4,707	44%	6,099	56%	10,806	17%
Western Iowa Tech	1,762	42%	2,412	58%	4,174	7%
Iowa Western	2,033	46%	2,428	54%	4,461	7%
Southwestern	880	80%	220	20%	1,100	2%
Indian Hills	2,387	72%	907	28%	3,294	5%
Southeastern	1,569	62%	961	38%	2,530	4%
Total	33,283	52%	30,526	48%	63,809	100%

The ratio of full-time to part-time students is 52 percent to 48 percent; however, there are differences across the colleges. The percentage of full-time students ranges from a high of 80 percent at Southwestern Community College to a low of 42 percent at Western Iowa Tech Community College.

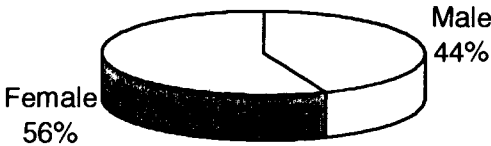
Residency of Students: Iowa's community colleges are noted for attracting and retaining Iowa residents. As Figure 2 indicates, 93 percent of the fall enrollees are Iowa residents.

Figure 2
Residency of Fall 1999 Credit Enrollees



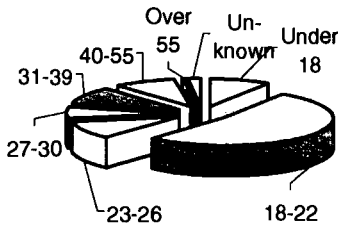
Gender of Students: Consistent with national trends in postsecondary education, the majority of community college students are female. (See Figure 3.)

Figure 3
Gender of Fall Credit Enrollees



Age of Students: The average age for Iowa community college students enrolled on the 14th day of the fall term is 24.6 years. Sixty-one percent (61%) of the total credit enrollment is 22 years or less, with nine percent less than 18 years of age. The age distribution is described in Table 2, and illustrated in Figure 4.

Age Distribution for Fall 1999 Credit Enrollments
Figure 4 **Table 2**



Under 18	5,619	9%
18-22	33,662	52%
23-26	6,632	10%
27-30	4,235	7%
31-39	6,249	10%
40-55	5,770	9%
Over 55	441	1%
Unknown	1,201	2%
	63,809	100%

Ethnicity of Students: Community college enrollments represent the ethnicity of the citizens of the state as a whole, surpassing in all minority categories their proportional share of the total state population.


Table 3—Comparison of Ethnicity of Fall Credit Enrollees, 1990 and 1999, to 1990 Census Figures

	1990 Census		Fall 1990		Fall 1999	
	Num.	%	Number	%	Number	%
Indian/Alaskan	7,811	0.28%	197	0.41%	435	0.72%
Asian/Pacific	24,325	0.88%	494	1.04%	1,192	1.97%
Black	47,259	1.71%	1,066	2.24%	1,631	2.69%
Hispanic	30,642	1.11%	381	0.80%	1,117	1.85%
White	2,685,099	97.13%	45,354	95.50%	56,160	92.77%
Total Reporting	2,795,136		47,492		60,535	
No Response			3,614	7.03%	2,843	4.46%
Other	12,261	0.44%	321	0.62%	431	0.68%
Total Students	2,776,755		51,427		63,809	

Source: 1990 U.S. Census, Dept. of Labor, & the 1990 Fall DE Ethnicity Report

Percentages for ethnic groups are calculated on the number of students reporting. Percentages of "No Response" and "Other" are based on the total number of students. Thus, while 1.71 percent of Iowa's 1990 population is black, 2.69 percent of the fall 1999 community college enrollment reporting ethnicity is black. (See Table 3.)

Student Program Majors: Approximately 58 percent of community college students are enrolled in arts and science programs. The trade and industrial programs enroll the largest number of preparatory/vocational-technical students followed by business and health. These data are illustrated in Figure 5.



Type of Program: Community college students are enrolled in a variety of program types. Over half are enrolled in college parallel programs. The remainder of the students are predominantly enrolled in vocational preparatory and career option programs. (See Table 4.)

Table 4—Type of Program Pursued by Fall 1999 Credit Enrollees

Program Type	Number	Percent
College Parallel	37402	58.61%
Preparatory	21085	33.05%
Career Option	4052	6.35%
Part-time Preparatory	778	1.22%
Preparatory: Shared	220	0.34%
Preparatory: Joint Admin.	167	0.26%
Short Term Preparatory	101	0.16%
Related Service	4	0.01%
TOTAL	63809	

Gender Distribution: Vocational programs tend to have a larger percentage of male students than arts and science and career option programs, but still less than 50 percent.

Table 5
Gender Distribution in Arts and Science, Career Option
and Vocational Programs

Fall 1999 Credit Enrollees

	Male		Female		Total
	No	%	No	%	
Arts & Science	14,590	41.89%	20,240	58.11%	34,830
Career Option	2,545	40.42%	3,751	59.58%	6,296
Vocational	10,758	47.43%	11,925	52.57%	22,683
Total	27,893		35,916		63,809

For further information contact:

Division Administrator Janice Friedel..... 515/281-8260

Bureau Chief..... Evelyn Anderson .. 515/281-3866

Administrative Consultant..... Beverly Bunker..... 515/281-3615

Adult Education John Hartwig..... 515/281-3636

Karen Poole 515/281-3671

Sally Schroeder..... 515/281-3640

Fiscal Services Doren Hulet 515/281-3550

MIS Geoffrey Jones..... 515/281-7967

Program Evaluation Fidelis Ubadigbo... 515/281-3080

Veterans and Military Education Richard Latch 515/281-3516

Joe Farnsworth..... 515/281-3490

Vocational Programs Jerry Lamers 515/281-4721

E-mail addresses use the individuals' names as listed above:

first.last@ed.state.ia.us

Second Printing 2-4-00

- 6 -



U.S. Department of Education
Office of Educational Research and Improvement (OERI)
National Library of Education (NLE)
Educational Resources Information Center (ERIC)



NOTICE

Reproduction Basis



This document is covered by a signed "Reproduction Release (Blanket)" form (on file within the ERIC system), encompassing all or classes of documents from its source organization and, therefore, does not require a "Specific Document" Release form.



This document is Federally-funded, or carries its own permission to reproduce, or is otherwise in the public domain and, therefore, may be reproduced by ERIC without a signed Reproduction Release form (either "Specific Document" or "Blanket").

EFF-089 (3/2000)