

DOCUMENT RESUME

ED 451 654

EC 308 337

TITLE Success Stories 2000. The Success Stories Series.
INSTITUTION Southwest Educational Development Laboratory, Austin, TX.
National Center for the Dissemination of Disability Research.
SPONS AGENCY National Inst. on Disability and Rehabilitation Research (ED/OSERS), Washington, DC.
PUB DATE 2000-00-00
NOTE 26p.
CONTRACT H133A990008-A
AVAILABLE FROM National Center for the Dissemination of Disability Research, Southwest Educational Development Laboratory, 211 East Seventh St., Suite 400, Austin, TX 78701-3281. Tel: 800-266-1832 (Toll Free); Fax: 512-476-2286; e-mail: admin@neddr.org; Web site: <http://www.ncddr.org>.
PUB TYPE Numerical/Quantitative Data (110) -- Reports - Descriptive (141)
EDRS PRICE MF01/PC02 Plus Postage.
DESCRIPTORS Adults; Children; *Disabilities; *Electronic Mail; *Information Dissemination; *Information Services; *Internet; Program Design; Research Projects; *World Wide Web
IDENTIFIERS *National Institute on Disability Rehab Research

ABSTRACT

The booklet is the first issue of a series that will highlight a variety of successes realized by the National Institute on Disability and Rehabilitation Research (NIDRR) grantees in their dissemination and utilization efforts. This issue focuses upon the status of World Wide Web (WWW) usage among NIDRR grantees. Information is provided on the profile of overall NIDRR grantee use of the Internet, grantees with Web sites by project category or type, grantees with Web sites by research priority or activity, and Web site accessibility by research area priority, by related activity, and in other project categories. Charts are included that indicate grantee Web site characteristics for: (1) employment outcomes research projects, (2) health and function research projects, (3) technology for access and function research projects, (4) independent living and community integration research projects, (5) associated disability research areas, (6) knowledge dissemination and utilization activities, (7) capacity building for rehabilitation research training activities, (8) ADA technical assistance projects, (9) state technology assistance projects, (10) rehabilitation research and training centers, and (11) rehabilitation engineering research centers. The booklet closes with examples of grantee success stories in meeting dissemination and utilization challenges. (CR)

Success Stories 2000. The Success Stories Series.

U.S. DEPARTMENT OF EDUCATION
Office of Educational Research and Improvement
EDUCATIONAL RESOURCES INFORMATION
CENTER (ERIC)

- ☐ This document has been reproduced as received from the person or organization originating it.
 - ☐ Minor changes have been made to improve reproduction quality
-
- Points of view or opinions stated in this document do not necessarily represent official OERI position or policy.



Shaping Excellence
Through Research

Success Stories 2000

SEDL

Southwest Educational
Development Laboratory

NIDRR

National Institute on Disability
and Rehabilitation Research
Nati and Disability
ERIC research
Full Text Provided by ERIC

IN THIS ISSUE:

The <i>Success Stories</i> Series	2
<i>Success Stories 2000</i> Overview	3
NIDRR Grantees Using the World Wide Web ..	5
NIDRR Grantee Highlights	19
Acknowledgments	22

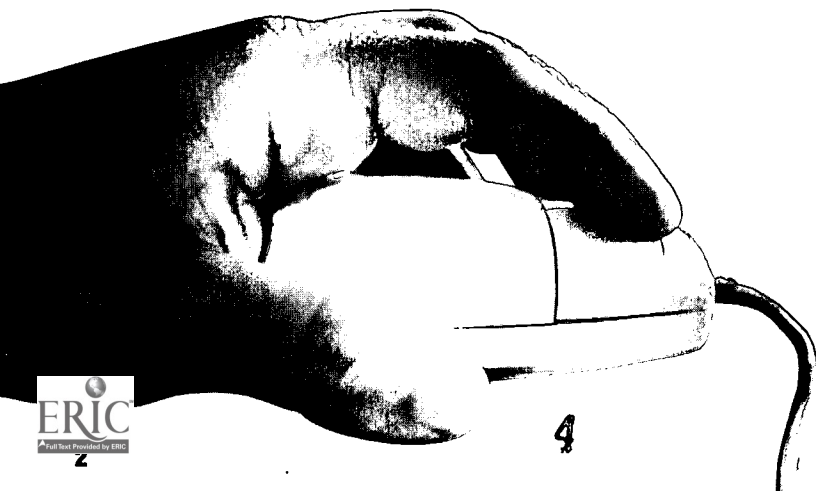
The Success Stories Series

Alternate formats of this document are available upon request.

This issue of Success Stories marks the first in a series that will highlight a variety of “successes” realized by NIDRR grantees in their dissemination and utilization efforts. Areas that will be highlighted in this series include experiences in:

- overcoming an identified dissemination “barrier”
- reaching new target audiences with needed information
- addressing linguistic, cultural, and cognitive diversity among audiences
- applying Social Marketing techniques that work
- achieving a unique impact through a specific dissemination activity
- obtaining individual benefits through utilization of disseminated information

The NCDDR encourages NIDRR grantees to share information with us that relates to one or more of the above categories.



Success Stories 2000 Overview

This issue, *Success Stories 2000*, focuses upon the status of World Wide Web (WWW) usage among NIDRR grantees. The WWW plays an integral part in a growing number of grantees' strategies to reach wide-ranging audiences with information related to NIDRR grant activities and outcomes.

NCDDR staff reviewed those Web sites that were identified from NARIC's online resource "NIDRR Project Information on the Internet" (as of September 22, 2000 — <http://www.naric.com/nidrrurl.html>). Results are reported by the categories used in NIDRR's Long Range Plan. These categories include research areas of:

- Employment Outcomes Research
- Health and Function Research
- Technology for Access and Function Research
- Independent Living and Community Integration Research
- Associated Disability Research

Other categories of projects featured in this issue include:

- Knowledge Dissemination and Utilization Activities
- Capacity Building for Rehabilitation Research Training
- Americans with Disabilities Act Technical Assistance Projects
- State Technology Assistance Projects
- Rehabilitation Research and Training Centers (RRTC's)
- Rehabilitation Engineering Research Centers (RERC's)

NIDRR projects that comprise each of the above areas can be identified in the NIDRR Program Directory Database (<http://www.naric.com/search/pd/index.html>).

Web Site Characteristics Defined

Major characteristics of grantee Web sites that were analyzed and are reported in this issue include:

- percentage of projects with Web sites broken down by category and area
- accessibility at the Priority 1 level as defined by the W3C Web Content Accessibility Guidelines 1.0 and analyzed using the Bobby (Version 3.2) software program
- availability of links to related sites
- use of email alerts to highlight changes in Web sites or new information related to that grantee's research focus
- presence of an online publications list of grantee's resources
- presence of an online newsletter
- use of discussion list or Bulletin Board as an interactive Web site feature
- online marketing and purchasing features for grantee products
- availability of site map as a navigational aide
- privacy statement regarding Web user information
- presence of text-only Web site version
- incorporation of one or more site components in a language other than English
- presence of a link to the NIDRR home page
- presence of statement acknowledging NIDRR funding
- frequency of Web site updates

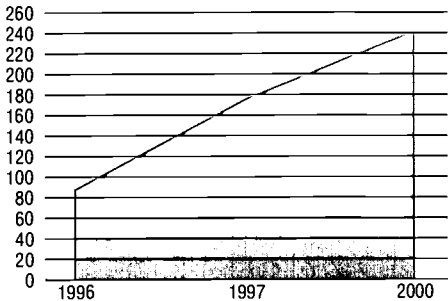
Success Stories 2000 Grantee Highlights

This issue of *Success Stories* also provides highlights from information shared by NIDRR grantees about their experiences in the dissemination and utilization area. These highlights are available in the last section of this issue. The NCDDR encourages grantees to share information with us that can be included in future issues of *Success Stories*.

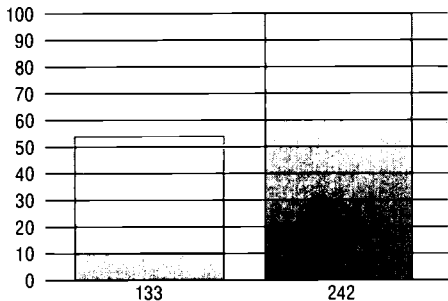
Profile of Overall NIDRR Grantee

Use of the Internet

The number of NIDRR grantees using Web sites as a dissemination vehicle has risen from about 88 in 1996 to 242 in 2000. Today, 67% of NIDRR grantees have a Web presence.

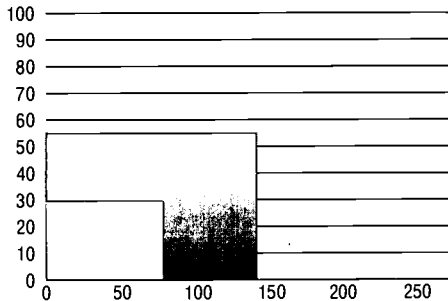


Of those with Web sites, 133 grantees (55%) have Web pages that specifically address their NIDRR projects.



Of the grantees with Web sites,







- 139 (57%) meet Bobby's V3.2 Priority Level 1 requirements for accessibility.
- Of these, only 73 (52%) display the "Bobby Approved" icon.










Looking at the world beyond themselves, 76% of NIDRR grantees' Web sites include a collection of links to additional sites and resources.




















































At the time of the Web site review, 6% of NIDRR grantees offered Web site components in a language other than English.

Grantees with Web Sites by Project Category or Type

	Percentage: 0	25	50	75	100	Number/ Total
Research Projects						62% 152 / 244
Related Activities & Projects						73% 32 / 44
ADA Technical Assistance Projects						100% 12 / 12
State Technology Assistance Projects						86% 51 / 59
RRTCs						80% 32 / 40
RERCs						93% 14 / 15

Grantees with Web Sites by Research Priority or Activity

	Percentage: 0	25	50	75	100	Number/ Total
By Research Priority						
Employment Outcomes Research						75% 24 / 32
Health & Function Research						58% 55 / 95
Technology for Access & Function Research						71% 42 / 59
Independent Living & Community Integration						47% 21 / 45
Associated Disability Research Areas						62% 8 / 13
By Related Activity						
Knowledge Dissemination and Utilization						95% 19 / 20
Capacity Building for Rehabilitation Research Training						42% 10 / 24

	Percentage: 0	25	50	75	100	Number/ Total
Eligible to Display "Bobby Approved" Icon according to Priority 1 of WCAG Guidelines						57% 139 / 242
Grantees Displaying "Bobby Approved" Icon						40% 96 / 242
By Research Area Priority						
Employment Outcomes						79% 19 / 24
Health and Function						47% 26 / 55
Technology for Access and Function						50% 21 / 42
Independent Living & Community Integration						33% 7 / 21
Associated Disability Research Areas						62% 5 / 8
All Research Area Projects						51% 78 / 152
By Related Activity						
Knowledge Dissemination and Utilization						68% 13 / 19
Capacity Building for Rehabilitation Research Training						70% 7 / 10
All Related Activity Projects						62% 20 / 32
In Other Project Categories						
ADA Technical Assistance Programs						50% 6 / 12
State Technology Assistance Projects						69% 35 / 51
RRTC's						69% 22 / 32
RERC's						64% 9 / 14

Employment Outcomes Research Projects

	Percentage: 0 25 50 75 100					Number/ Total
Links						79% 19 / 24
Email Alerts						25% 6 / 24
Publications List						79% 19 / 24
Online Newsletter						33% 8 / 24
Discussion List/Bulletin Board						33% 8 / 24
Marketing Products Online						58% 14 / 24
Sale of Products Online						12% 3 / 24
Site Map						46% 11 / 24
Privacy Statement						8% 2 / 24
Text Only Version						29% 7 / 24
Language other than English						0% 0 / 24
NIDRR Link						29% 7 / 24
NIDRR Logo						42% 10 / 24
NIDRR Acknowledgement						58% 14 / 24
Frequency of Updates						
No Date						54% 13 / 24
Within last 3 months						33% 8 / 24
Within last 6 months						0% 0 / 24
Within last 12 months						4% 1 / 24
More than 12 months						8% 2 / 24

Health and Function Research Projects

Percentage: 0255075100					Number/ Total	
Links					76%	42 / 55
Email Alerts					5%	3 / 55
Publications List					58%	32 / 55
Online Newsletter					47%	26 / 55
Discussion List/Bulletin Board					11%	6 / 55
Marketing Products Online					22%	12 / 55
Sale of Products Online					2%	1 / 55
Site Map					25%	14 / 55
Privacy Statement					2%	1 / 55
Text Only Version					11%	6 / 55
Language other than English					2%	1 / 55
NIDRR Link					31%	17 / 55
NIDRR Logo					44%	24 / 55
NIDRR Acknowledgement					62%	34 / 55
Frequency of Updates						
No Date					55%	30 / 55
Within last 3 months					29%	16 / 55
Within last 6 months					7%	4 / 55
Within last 12 months					7%	4 / 55
More than 12 months					2%	1 / 55














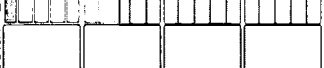






Technology for Access and Function Research Projects

	Percentage:	0	25	50	75	100	Number/ Total
Links							74% 31 / 42
Email Alerts							12% 5 / 42
Publications List							71% 30 / 42
Online Newsletter							19% 8 / 42
Discussion List/Bulletin Board							17% 7 / 42
Marketing Products Online							36% 15 / 42
Sale of Products Online							7% 3 / 42
Site Map							9% 4 / 42
Privacy Statement							0% 0 / 42
Text Only Version							12% 5 / 42
Language other than English							12% 5 / 42
NIDRR Link							14% 6 / 42
NIDRR Logo							48% 20 / 42
NIDRR Acknowledgement							55% 23 / 42
Frequency of Updates							
No Date							59% 25 / 42
Within last 3 months							24% 10 / 42
Within last 6 months							9% 4 / 42
Within last 12 months							2% 1 / 42
More than 12 months							5% 2 / 42

Independent Living and Community Integration Research Projects

	Percentage: 0 25 50 75 100					Number/ Total
Links						76% 16 / 21
Email Alerts						0% 0 / 21
Publications List						57% 12 / 21
Online Newsletter						24% 5 / 21
Discussion List/Bulletin Board						9% 2 / 21
Marketing Products Online						33% 7 / 21
Sale of Products Online						14% 3 / 21
Site Map						9% 2 / 21
Privacy Statement						0% 0 / 21
Text Only Version						0% 0 / 21
Language other than English						9% 2 / 21
NIDRR Link						5% 1 / 21
NIDRR Logo						19% 4 / 21
NIDRR Acknowledgement						48% 10 / 21
Frequency of Updates						
No Date						52% 11 / 21
Within last 3 months						38% 8 / 21
Within last 6 months						0% 0 / 21
Within last 12 months						9% 2 / 21
More than 12 months						0% 0 / 21







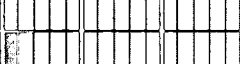











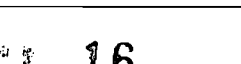
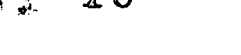
Associated Disability Research Areas

	Percentage: 0 25 50 75 100					Number/ Total
Links						100% 8 / 8
Email Alerts						12% 1 / 8
Publications List						62% 5 / 8
Online Newsletter						37% 3 / 8
Discussion List/Bulletin Board						0% 0 / 8
Marketing Products Online						25% 2 / 8
Sale of Products Online						0% 0 / 8
Site Map						25% 2 / 8
Privacy Statement						0% 0 / 8
Text Only Version						37% 3 / 8
Language other than English						0% 0 / 8
NIDRR Link						25% 2 / 8
NIDRR Logo						37% 3 / 8
NIDRR Acknowledgement						37% 3 / 8
Frequency of Updates						
No Date						25% 2 / 8
Within last 3 months						62% 5 / 8
Within last 6 months						12% 1 / 8
Within last 12 months						0% 0 / 8
More than 12 months						0% 0 / 8




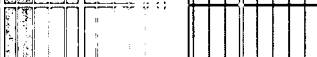
















Knowledge Dissemination and Utilization Activities

	Percentage: 0 25 50 75 100					Number/ Total
Links	<div><div></div></div>					79% 15 / 19
Email Alerts	<div><div></div></div>					10% 2 / 19
Publications List	<div><div></div></div>					53% 10 / 19
Online Newsletter	<div><div></div></div>					21% 4 / 19
Discussion List/Bulletin Board	<div><div></div></div>					21% 4 / 19
Marketing Products Online	<div><div></div></div>					68% 13 / 19
Sale of Products Online	<div><div></div></div>					0% 0 / 19
Site Map	<div><div></div></div>					16% 3 / 19
Privacy Statement	<div><div></div></div>					21% 4 / 19
Text Only Version	<div><div></div></div>					10% 2 / 19
Language other than English	<div><div></div></div>					5% 1 / 19
NIDRR Link	<div><div></div></div>					37% 7 / 19
NIDRR Logo	<div><div></div></div>					47% 9 / 19
NIDRR Acknowledgement	<div><div></div></div>					63% 12 / 19
Frequency of Updates	<div><div></div></div>					
No Date	<div><div></div></div>					27% 7 / 19
Within last 3 months	<div><div></div></div>					53% 10 / 19
Within last 6 months	<div><div></div></div>					5% 1 / 19
Within last 12 months	<div><div></div></div>					5% 1 / 19
More than 12 months	<div><div></div></div>					0% 0 / 19





















Capacity Building for Rehabilitation Research Training Activities

	Percentage: 0 25 50 75 100				Number/ Total
Links					70% 7 / 10
Email Alerts					30% 3 / 10
Publications List					80% 8 / 10
Online Newsletter					30% 3 / 10
Discussion List/Bulletin Board					0% 0 / 10
Marketing Products Online					20% 2 / 10
Sale of Products Online					0% 0 / 10
Site Map					10% 1 / 10
Privacy Statement					0% 0 / 10
Text Only Version					10% 1 / 10
Language other than English					0% 0 / 10
NIDRR Link					30% 3 / 10
NIDRR Logo					20% 2 / 10
NIDRR Acknowledgement					80% 8 / 10
Frequency of Updates					
No Date					80% 8 / 10
Within last 3 months					20% 2 / 10
Within last 6 months					0% 0 / 10
Within last 12 months					0% 0 / 10
More than 12 months					0% 0 / 10

ADA Technical Assistance Projects

	Percentage: 0 25 50 75 100					Number/ Total
Links						67% 8 / 12
Email Alerts						8% 1 / 12
Publications List						58% 7 / 12
Online Newsletter						58% 7 / 12
Discussion List/Bulletin Board						25% 3 / 12
Marketing Products Online						42% 5 / 12
Sale of Products Online						17% 2 / 12
Site Map						17% 2 / 12
Privacy Statement						0% 0 / 12
Text Only Version						8% 1 / 12
Language other than English						50% 6 / 12
NIDRR Link						50% 6 / 12
NIDRR Logo						42% 5 / 12
NIDRR Acknowledgement						75% 9 / 12
Frequency of Updates						
No Date						50% 6 / 12
Within last 3 months						42% 5 / 12
Within last 6 months						8% 1 / 12
Within last 12 months						0% 0 / 12
More than 12 months						0% 0 / 12

State Technology Assistance Projects

	Percentage: 0 25 50 75 100					Number/ Total
Links						74% 38 / 51
Email Alerts						14% 7 / 51
Publications List						25% 13 / 51
Online Newsletter						39% 20 / 51
Discussion List/Bulletin Board						20% 10 / 51
Marketing Products Online						39% 20 / 51
Sale of Products Online						2% 1 / 51
Site Map						10% 5 / 51
Privacy Statement						4% 2 / 51
Text Only Version						16% 8 / 51
Language other than English						4% 2 / 51
NIDRR Link						8% 4 / 51
NIDRR Logo						33% 17 / 51
NIDRR Acknowledgement						57% 34 / 51
Frequency of Updates						
No Date						49% 25 / 51
Within last 3 months						35% 18 / 51
Within last 6 months						6% 3 / 51
Within last 12 months						8% 4 / 51
More than 12 months						2% 1 / 51

Rehabilitation Research and Training Centers

Percentage: 0255075100					Number/ Total
Links					87% 28 / 32
Email Alerts					6% 2 / 32
Publications List					81% 26 / 32
Online Newsletter					41% 13 / 32
Discussion List/Bulletin Board					25% 8 / 32
Marketing Products Online					41% 13 / 32
Sale of Products Online					9% 3 / 32
Site Map					25% 8 / 32
Privacy Statement					3% 1 / 32
Text Only Version					16% 5 / 32
Language other than English					0% 0 / 32
NIDRR Link					25% 8 / 32
NIDRR Logo					44% 14 / 32
NIDRR Acknowledgement					78% 25 / 32
Frequency of Updates					
No Date					34% 11 / 32
Within last 3 months					59% 19 / 32
Within last 6 months					0% 0 / 32
Within last 12 months					3% 1 / 32
More than 12 months					3% 1 / 32

Rehabilitation Engineering Research Centers

	Percentage: 0 25 50 75 100					Number/ Total
Links						93% 13 / 14
Email Alerts						14% 2 / 14
Publications List						71% 10 / 14
Online Newsletter						21% 3 / 14
Discussion List/Bulletin Board						29% 4 / 14
Marketing Products Online						36% 5 / 14
Sale of Products Online						14% 2 / 14
Site Map						7% 1 / 14
Privacy Statement						0% 0 / 14
Text Only Version						7% 1 / 14
Language other than English						14% 2 / 14
NIDRR Link						21% 3 / 14
NIDRR Logo						71% 10 / 14
NIDRR Acknowledgement						71% 10 / 14
Frequency of Updates						
No Date						64% 9 / 14
Within last 3 months						29% 4 / 14
Within last 6 months						7% 1 / 14
Within last 12 months						0% 0 / 14
More than 12 months						0% 0 / 14



Grantee Success Stories Highlights



NATIONAL INSTITUTE ON DISABILITY
AND REHABILITATION RESEARCH

NIDRR

Success Stories 2000 Highlights

Grantee Success Stories have been chosen for the highlights section based on their demonstration of activities that address specific dissemination and utilization challenges, such as:

- overcoming an identified dissemination “barrier”
- reaching new target audiences with needed information
- addressing linguistic, cultural, and cognitive diversity among audiences
- applying Social Marketing techniques that work
- achieving a unique impact through a specific dissemination activity
- obtaining individual benefits through utilization of disseminated information

Additional information on grantee Success Stories is available through the NCDDR.

Highlights

- An Employment Outcomes Research area grantee reported success in a new strategy for reaching businesses and employers. The strategy used targeted faxing of information sheets to their audience. The fact sheets explained ADA information and tax benefits of hiring people with disabilities.
- Another grantee in the Employment Outcomes Research area collaborated with a Knowledge Dissemination and Utilization grantee to publish the *Guide to Substance Abuse & Disability Resources*. The Guide includes products from across the NIDRR community addressing the issues related to substance abuse in the disability community.
- One grantee in the Health and Function Research area devised and implemented a new strategy to improve its outreach by using a new dissemination vehicle. The grantee created an illustrated comic book addressing psychiatric disabilities. The grantee has found the comic book a successful dissemination vehicle.

- Another grantee in the Health and Function Research area collaborated with the U.S. Department of Agriculture to address the needs of farming families with disabilities. The grantee reports that its public information campaign — waged through farming community groups and farming periodicals — has raised the awareness of resources and services available to farmers with chronic health conditions.
- A grantee in the Technology for Access and Function Research Area paired engineering students with people with disabilities to conceptualize and build effective, consumer-driven rehabilitation products. The grantee reports success both in viable rehabilitation products and in recruiting new rehabilitation engineers from minority communities.
- A grantee in the Associated Disability Research area had staff attend a number of meetings of minority parents of children with disabilities. As a result, the staff member established a good working relationship with the group. Ultimately the relationship led to programmatic collaborations, which facilitated utilization of project information.
- One grantee, a State Technology Assistance project, wanted to raise state legislators' awareness of the importance of assistive technology availability to the disability community. The grantee assisted the legislators in realizing that they had a constituent base of people who could benefit from assistive technology. The grantee created a primer on assistive technology that included pictures of and stories about constituents and how assistive technology affected their lives. Accompanying the publication was a sample piece of assistive technology. This information campaign met with positive feedback from legislators. During that session, the legislature passed an assistive technology bill favorable to the disability community.

Acknowledgments

Thanks to all the NIDRR grantees who contributed to
Success Stories 2000.

*Colorado Assistive
Technology Project*
University of Colorado

*Missouri Arthritis Rehabilitation
Research and Training Center*
University of Missouri,
Columbia

*Missouri Model Traumatic
Brain Injury System*
University of Missouri,
Columbia

*A Model System of
Brain Injury Care in the
Philadelphia Region*
Moss Rehabilitation Hospital

*National RTC on
Psychiatric Disability*
University of Illinois at Chicago

*North Dakota
Interagency Program for
Assistive Technology*
North Dakota Office of
Vocational Rehabilitation

Oklahoma ABLE Tech
Oklahoma State University

*The Parenting Options
Project: A Development
Project for Parents with
Psychiatric Disabilities*
University of Massachusetts
Medical School


*RERC on Information
Technology Access*
Trace Research and
Development Center

*RERC on Technology
for Children with
Orthopedic Disabilities*
Los Amigos Research &
Education Institute, Inc.

*RRTC on Policies
Affecting Families with
Children with Disabilities*
Beach Center on Families
and Disability

*RRTC on
Workplace Supports*
Virginia Commonwealth
University

Signing Avatars
Vcom3D, Inc.



© Copyright 2000

Southwest Educational Development Laboratory

The NCDDR is operated by the Southwest Educational Development Laboratory (SEDL). SEDL is an Equal Employment Opportunity/Affirmative Action Employer and is committed to affording equal employment opportunities for all individuals in all employment matters. Neither SEDL nor the NCDDR discriminate on the basis of age, sex, race, color, creed, religion, national origin, sexual orientation, marital or veteran status, or the presence of a disability. This document was developed under grant H133A990008-A from the National Institute on Disability and Rehabilitation Research (NIDRR) in the U.S. Department of Education's Office of Special Education and Rehabilitative Services (OSERS). However, these contents do not necessarily represent the policy of the U.S. Department of Education, and you should not assume endorsement by the Federal government.

What is the NCDDR?

The National Center for the Dissemination of Disability Research (NCDDR) assists, through information and technical assistance, National Institute on Disability and Rehabilitation Research (NIDRR) grantees with identifying and crafting dissemination strategies. These strategies are designed to meet the needs of a grantee's unique target audience. NCDDR also analyzes and reports on dissemination trends relevant to disability research.

Success Stories is a feature of NCDDR's new 1999–2004 funding cycle.

Contact the NCDDR



Call Us

1-800-266-1832 or 512-476-6861 V/TT
8 A.M.–NOON and 1 P.M.–5 P.M. C.T.
Mon.–Fri. (except holidays) or
record a message 24 hr./day



Explore Our Web Site

<http://www.ncddr.org/>

E-mail Us

admin@ncddr.org



Write Us

National Center for the
Dissemination of Disability Research
Southwest Educational
Development Laboratory
211 East Seventh Street, Suite 400
Austin, Texas 78701-3281



Visit Us

In downtown Austin, Texas 4th floor,
Southwest Tower, Brazos at 7th St.
8 A.M.–NOON and 1 P.M.–5 P.M. C.T.
Mon.–Fri. (except holidays)



Fax Us

512-476-2286





U.S. Department of Education
Office of Educational Research and Improvement (OERI)
National Library of Education (NLE)
Educational Resources Information Center (ERIC)



NOTICE

REPRODUCTION BASIS



This document is covered by a signed “Reproduction Release (Blanket)” form (on file within the ERIC system), encompassing all or classes of documents from its source organization and, therefore, does not require a “Specific Document” Release form.



This document is Federally-funded, or carries its own permission to reproduce, or is otherwise in the public domain and, therefore, may be reproduced by ERIC without a signed Reproduction Release form (either “Specific Document” or “Blanket”).

AB

TITLE

Success Stories 2000.
The Success Stories Series.

AUTHOR(S)

Volume/Number

Small cover page
Notes to Elizabeth

Page 2 OERI sticker only

Clearinghouse Number

EC 308 337