

DOCUMENT RESUME

ED 451 324

UD 034 105

TITLE High Schools Performance Indicators Profile, 1999-2000: Articulated Alternative.

INSTITUTION New York City Board of Education, Brooklyn. Div. of Assessment and Accountability.

PUB DATE 2001-02-16

NOTE 31p.

AVAILABLE FROM New York City Board of Education, Division of Assessment and Accountability, 110 Livingston Street, Room 728, Brooklyn, NY 11201. For full text: <http://www.nycenet.edu>.

PUB TYPE Numerical/Quantitative Data (110)

EDRS PRICE MF01/PC02 Plus Postage.

DESCRIPTORS Accountability; Discipline; Dropout Rate; Educational Finance; English (Second Language); Graduation; *High Schools; Language Arts; Leadership; Mathematics Achievement; Nontraditional Education; Parent Participation; Parent School Relationship; Reading Achievement; School Administration; Special Education; Student Characteristics; Suspension; Tables (Data); Teacher Certification; Teacher Recruitment; Urban Schools

IDENTIFIERS *New York City Board of Education; *School Performance Indicators

ABSTRACT

This report presents data on high school performance indicators for the 1999-00 school year regarding the articulated alternative in New York City high schools. Data are provided on: background; students (numbers and ethnicity); state accountability indicators in English language arts (full cohort and seniors in the cohort); state accountability indicators in mathematics (full cohort); performance indicators for cohort graduation and dropout rates (4-year and 7-year outcomes); special education services (referral rates, rate of English language learner, or ELL, and non-ELL referrals, counseling, and speech); ELLs (student performance and ELL student years in program); school discipline/climate (student incidents and suspensions); administration (attendance and police department incidents); fiscal management (timeliness of payments to vendors and textbook allocation); recruitment (percentage of certified teachers and change in percentage of certified teachers); and community parent relationships (schools with leadership teams, schools with 50-percent parent membership on teams, and schools holding parent elections for teams). (SM)

High Schools Performance Indicators Profile 1999-2000

U.S. DEPARTMENT OF EDUCATION
Office of Educational Research and Improvement
EDUCATIONAL RESOURCES INFORMATION
CENTER (ERIC)

This document has been reproduced as received from the person or organization originating it.

Minor changes have been made to improve reproduction quality.

• Points of view or opinions stated in this document do not necessarily represent official OERI position or policy.

PERMISSION TO REPRODUCE AND
DISSEMINATE THIS MATERIAL HAS
BEEN GRANTED BY

R. Tobias

TO THE EDUCATIONAL RESOURCES
INFORMATION CENTER (ERIC)

1

Articulated Alternative



02/16/2001

2

3

BEST COPY AVAILABLE

UD 034 105

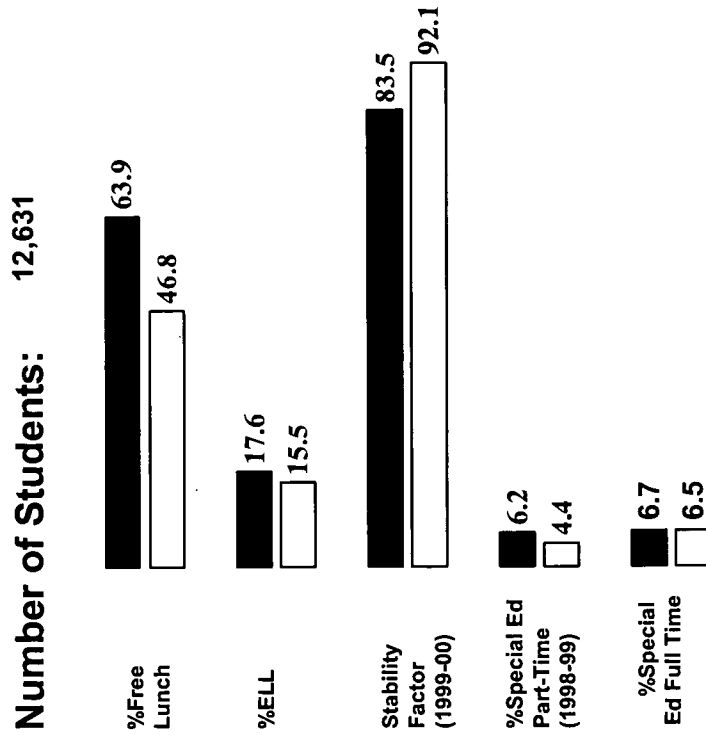
Background Information

Location: Alternative
Superintendent: Richard Organisciak
Time in Position: 3 years 6 months
(As of Feb 1, 2001)
Capacity utilization, (1999-2000)

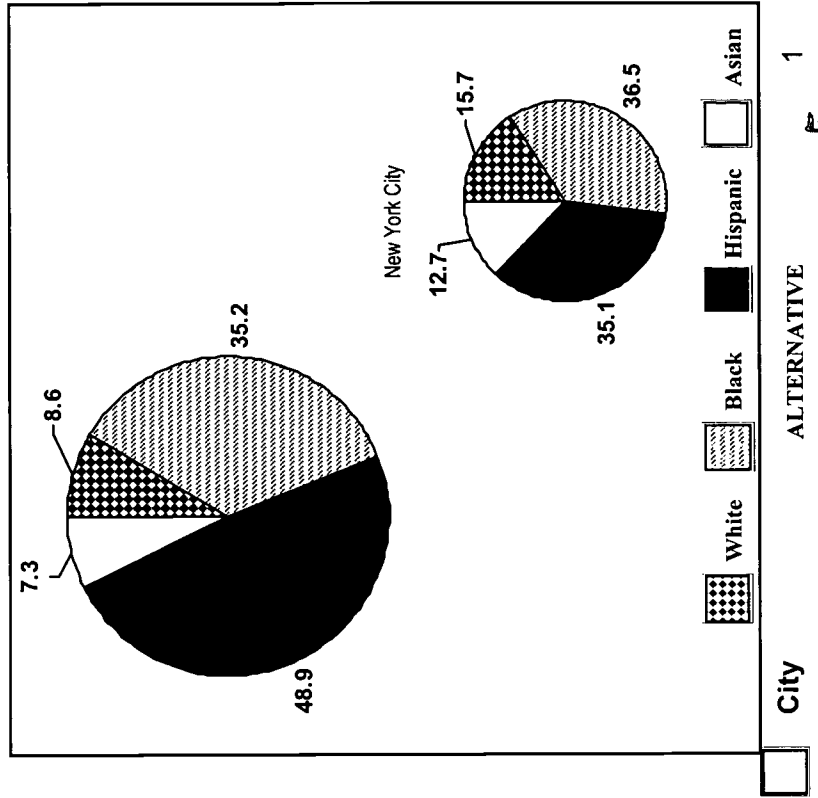


Schools in 1999 - 2000
Number of Schools: 27
SURR: 0
Title 1: 18
School Wide Programs: 5

Student Profile, 1999 - 2000



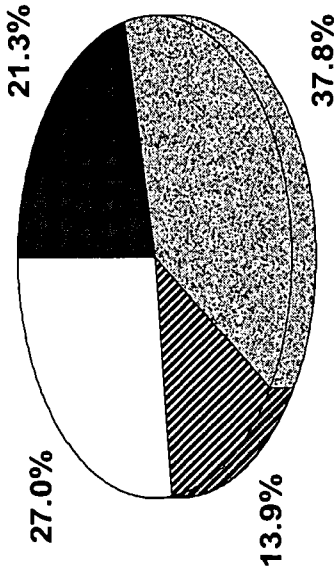
Ethnicity of Student Population Percent



State Accountability Indicators English Language Arts Class Of 2000 Cohort*

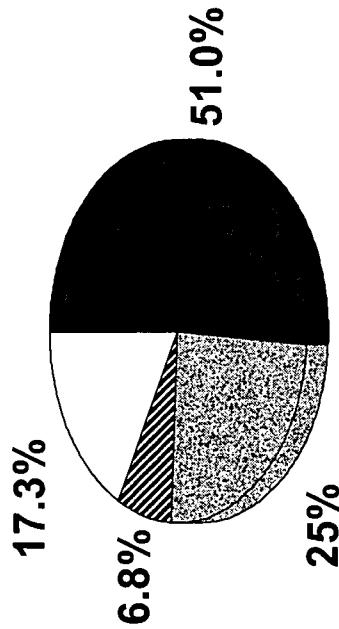
FULL COHORT

All Students: Gen. Ed., Spec. Ed., And English Language Learners



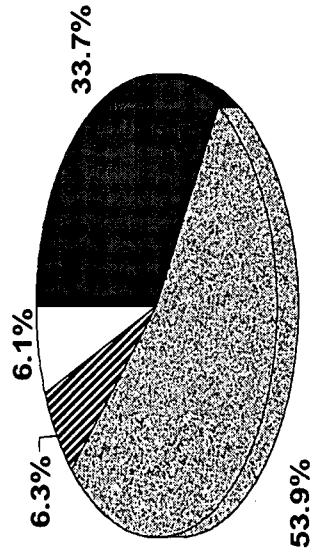
Number of Students = 1,974

New York City



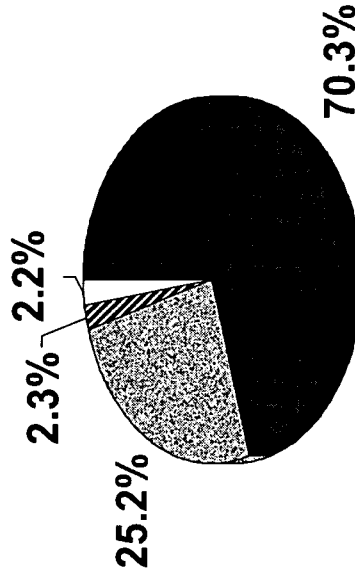
Articulated Alternative

SENIORS IN THE COHORT



Number of Students = 1,027

New York City



Passed English Regents (score = 65-100)
 Passed English Regents, (score = 55-64)
 Portfolio or safety net assessment
 Tested and did not pass
 Not tested

2

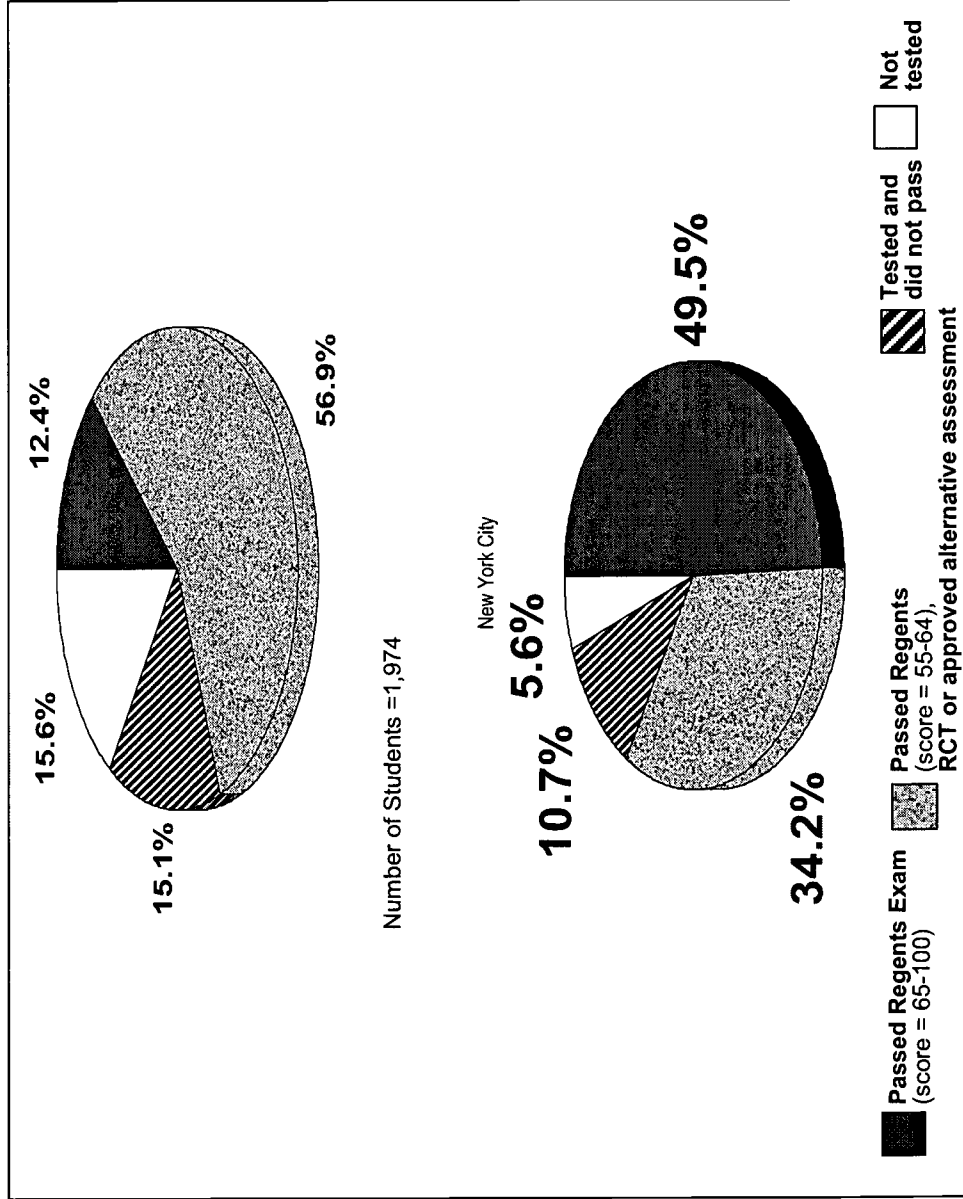
* See page 14 for description of cohort and assessments

State Accountability Indicators Mathematics Class of 2000 Cohort*

Articulated Alternative

FULL COHORT

All Students: Gen. Ed., Spec. Ed., And English Language Learners

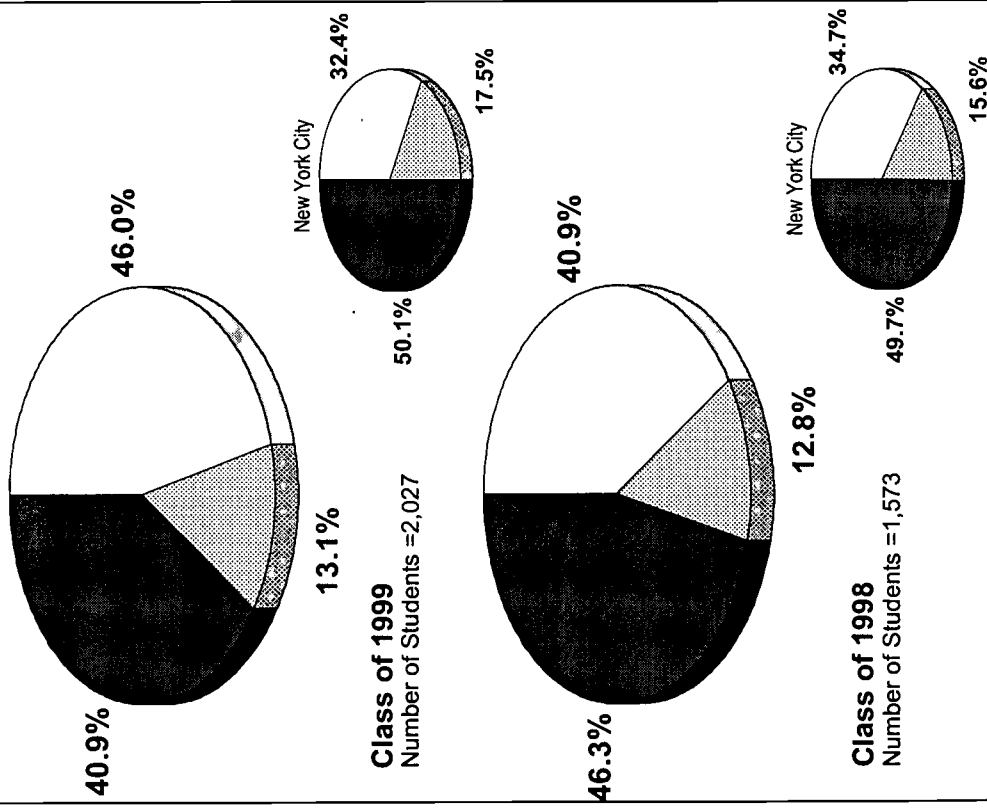


* See page 14 for description of cohort and assessments

Performance Indicators Cohort Graduation and Dropout Rates Articulated Alternative


FOUR-YEAR OUTCOMES

General Education



SEVEN-YEAR OUTCOMES

General Education



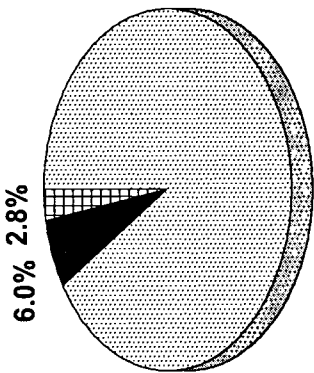
□ Still-Enrolled

▨ Dropped Out

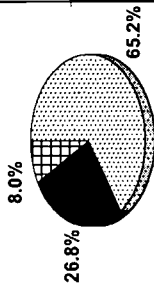
■ Graduated

Performance Indicators Types of Diplomas Articulated Alternative

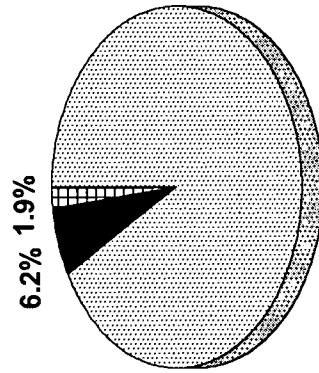
FOUR-YEAR OUTCOMES



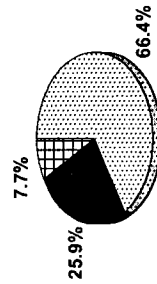
Class of 1999
Number of Students = 828



New York City
Number of Students= 32,836

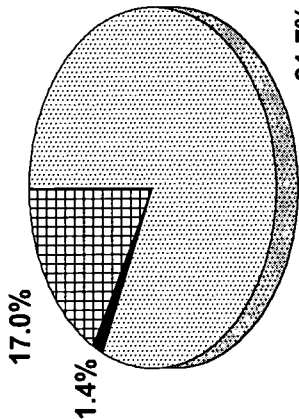


Class of 1998
Number of Students =728

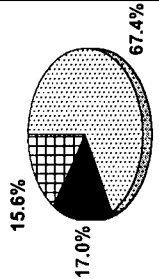


New York City
Number of Students= 31,698

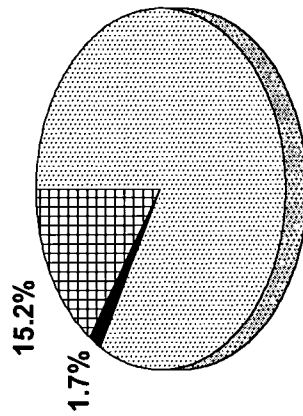
SEVEN-YEAR OUTCOMES



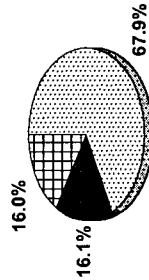
Class of 1996
Number of Students =507



New York City
Number of Students= 44,171



Class of 1995
Number of Students =407



New York City
Number of Students= 43,970

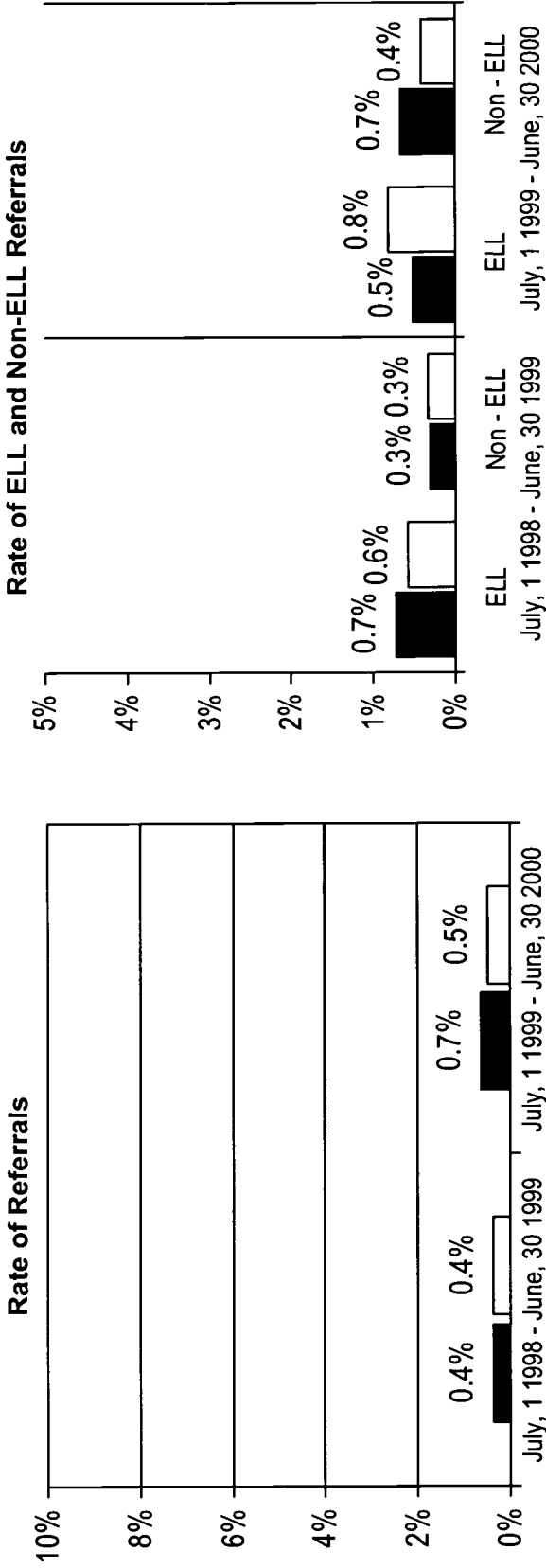
Local Diploma
(includes Special Education Diploma)

Regents Diploma
(includes Honors)

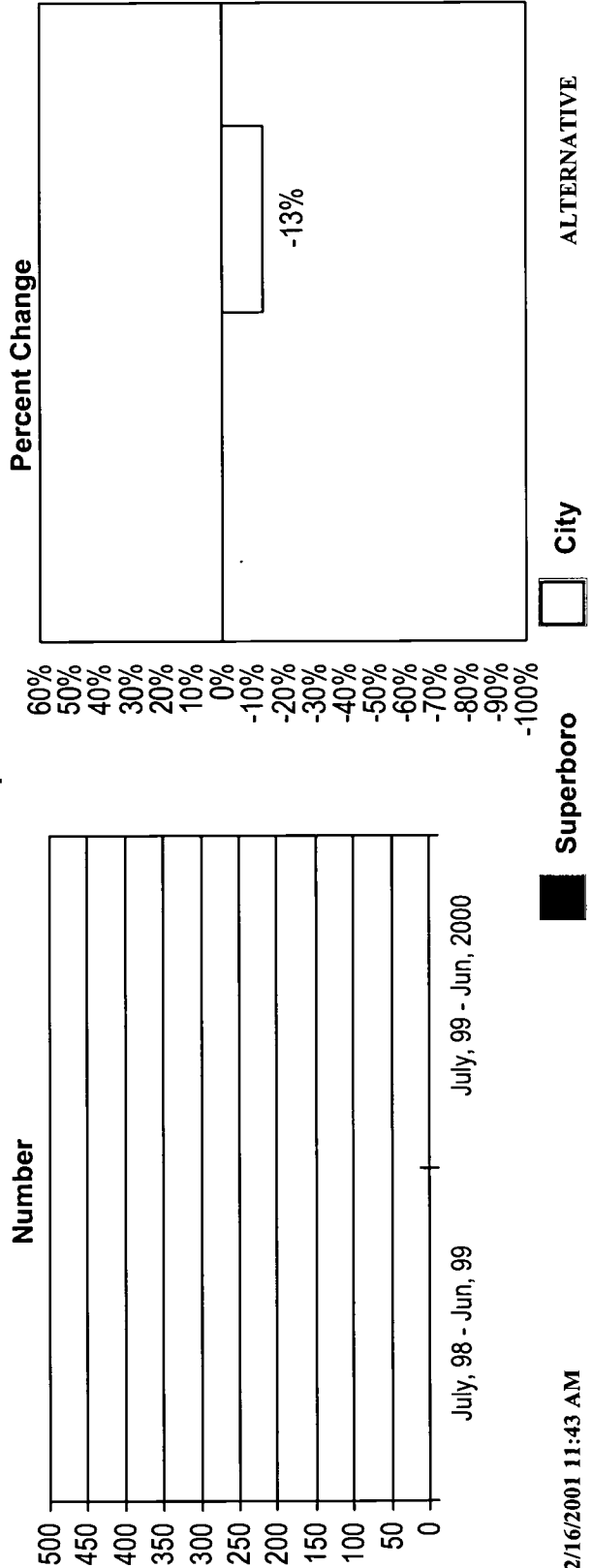
GED

5 02/16/2001

Special Education Services



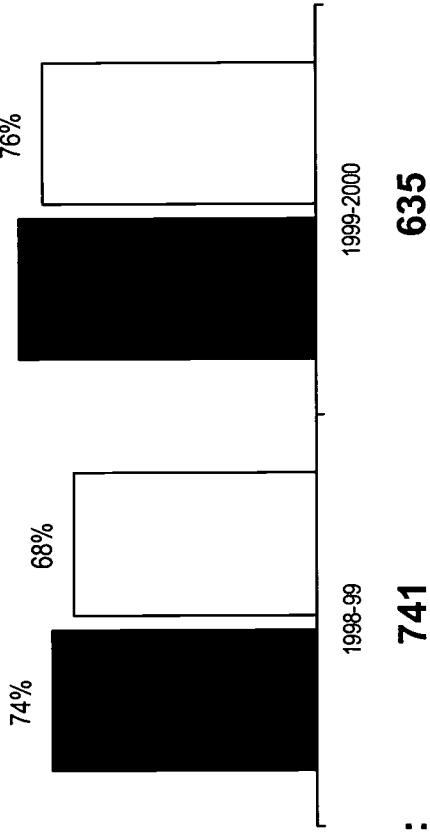
Decertifications from Special Education



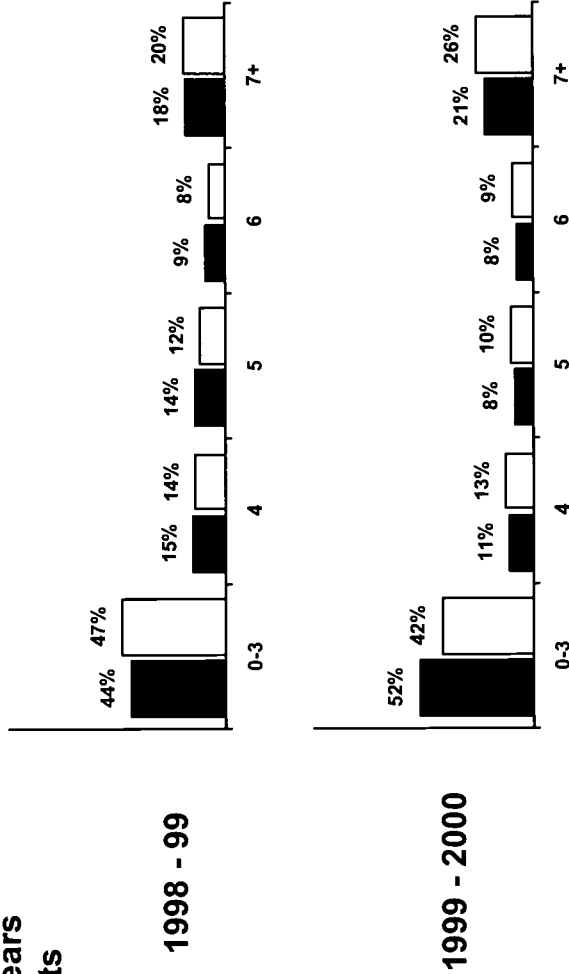
English Language Learners

Student Performance*

Percent (of students tested)
Showing Mandated Gains - LAB



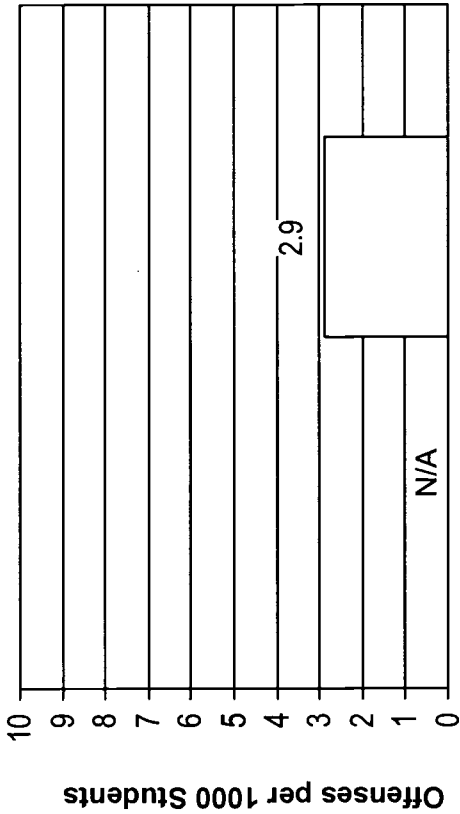
Population/Operations* ELL Student Years of Service Percent of all ELL students



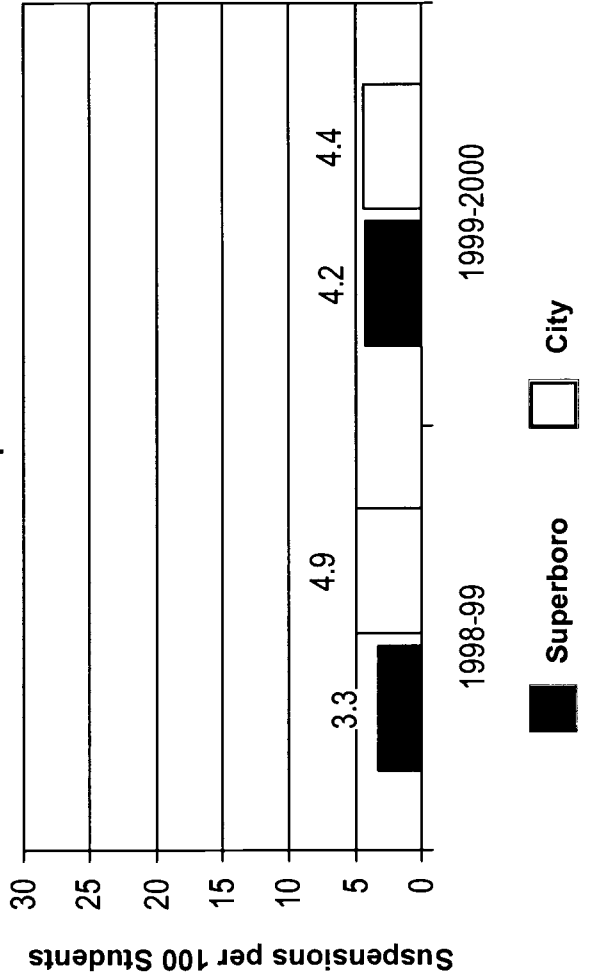
School Discipline/Climmate

Board of Ed. Student Incidents

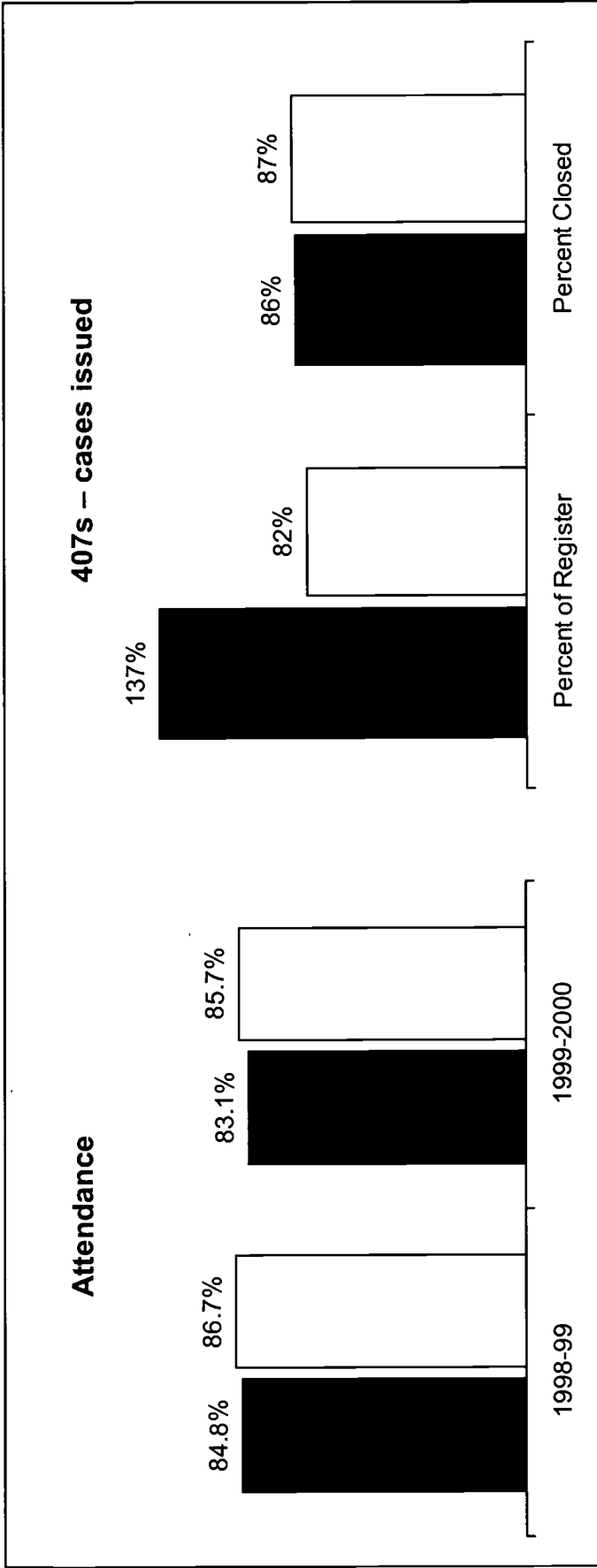
Dec. 21, 1999 - May 31, 2000



Student Suspensions

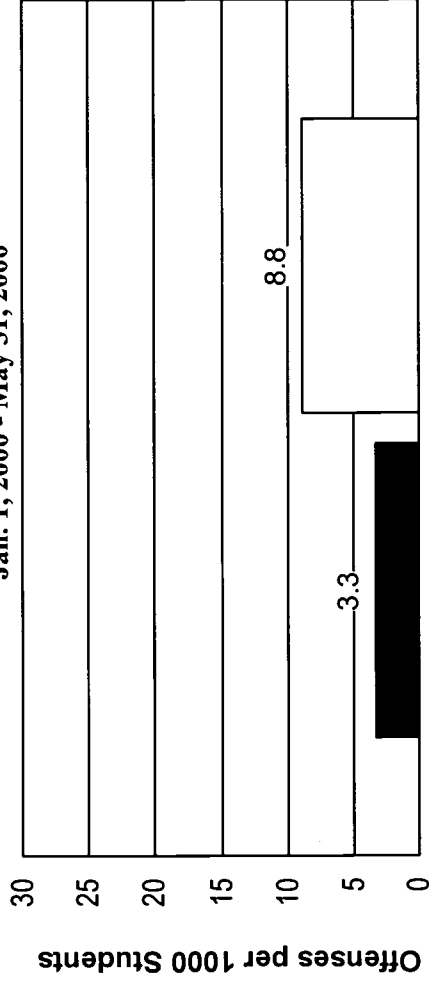


Administration



Police Department Incidents

Jan. 1, 2000 - May 31, 2000

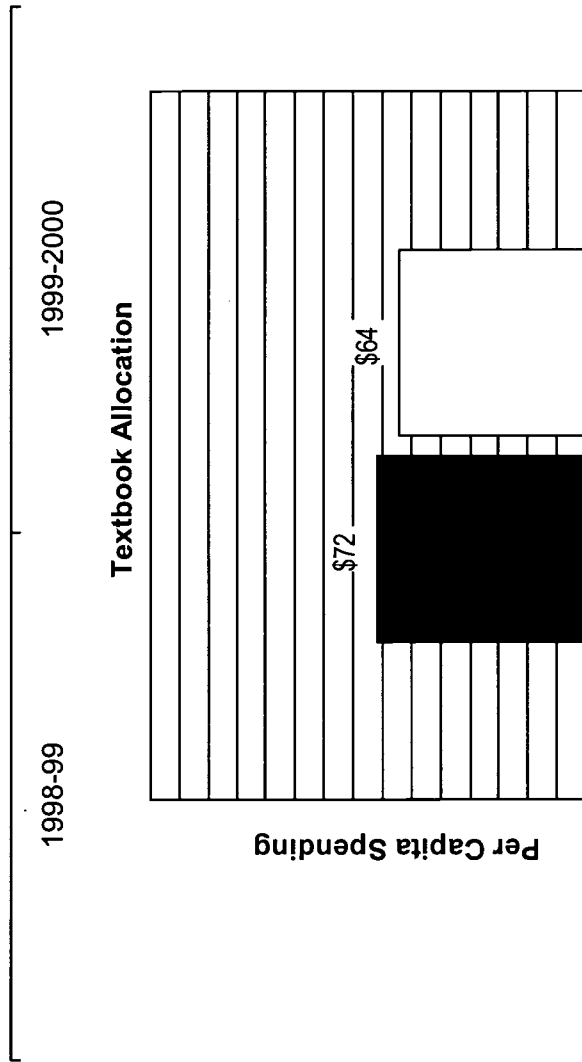


Fiscal Management

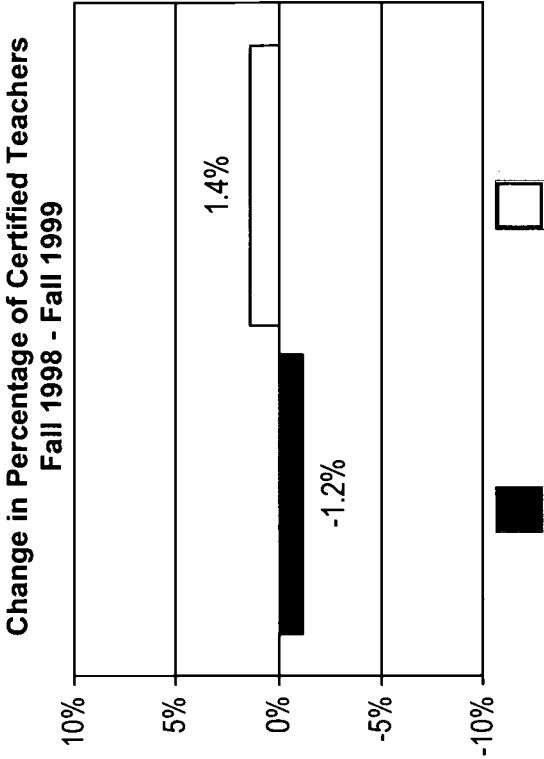
Timeliness of Payments to Vendors

Average Days From Invoice to Post Date

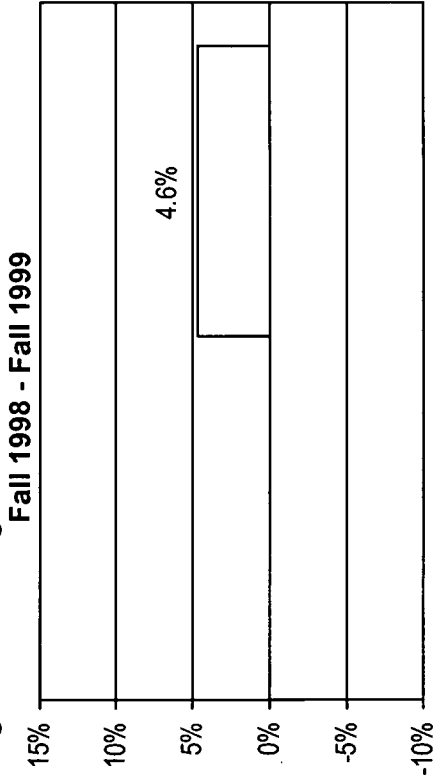
Not Applicable



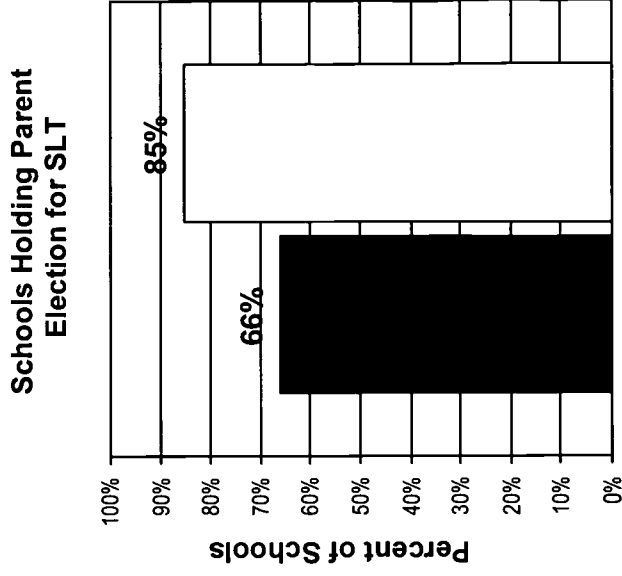
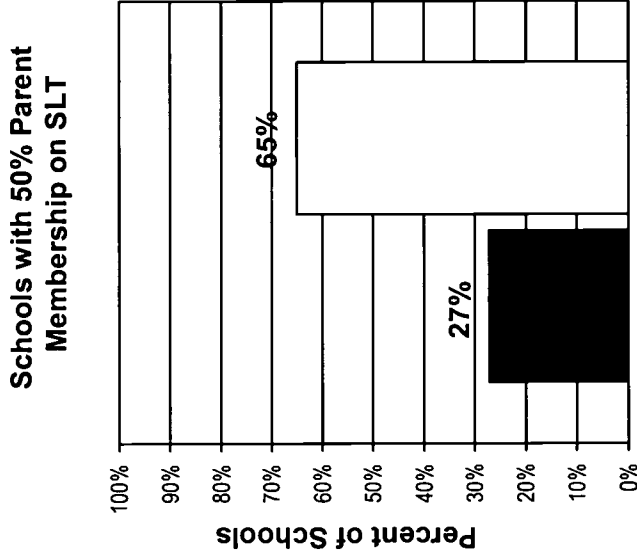
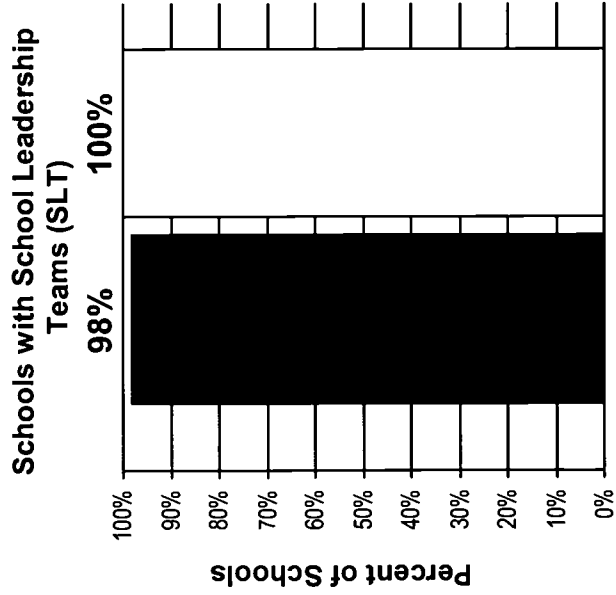
RECRUITMENT



Change in Percentage of Certified Teachers in SURR Schools



Community Parent Relationships



Regents Cohort Explanation

STUDENTS ASSIGNED TO THE COHORT

All students (general education, English language learners, and special education) in a New York City high school:

- Who entered grade 9 *anywhere* in fall 1996 or spring 1997; AND
- Who were enrolled in a school in this superintendency on June 18, 1999 regardless of their grade level at that time.

Exclusions from the 2000 Cohort

- Special education students who were either in ungraded classes or were pursuing an IEP diploma.
- All students who transferred to another high school anywhere (including New York City Public Schools), a criminal justice facility, or an approved alternative high school equivalency preparation program, after June 18, 1999.
- Students who left the U.S. after June 18, 1999 and deceased students.

NOTE: Students who dropped out after June 18, 1999 remain in the cohort.

ASSESSMENTS THAT COUNT TOWARD MEETING THE ENGLISH EXAMINATION REQUIREMENT

- Scores of 55 or higher on the Regents Comprehensive Examination in English;
OR
- Satisfactory scores on an SED-approved alternative assessment;
OR
- For special education students, passing scores on *both* the reading and writing RCTs, even if students have failed the English Regents;
OR
- For special education students who are English language learners, passing scores on *both* the LAB English reading sub-test and Native-language-arts writing test.

ASSESSMENTS THAT COUNT TOWARD MEETING THE MATHEMATICS EXAMINATION REQUIREMENT

- Scores of 55 or higher on the Regents Comprehensive Examination in Mathematics;
OR
- Scores of 55 or higher on the Regents Competency Test in Mathematics;
OR
- Satisfactory scores on an SED-approved alternative assessment.





U.S. Department of Education
Office of Educational Research and Improvement (OERI)
National Library of Education (NLE)
Educational Resources Information Center (ERIC)



NOTICE

REPRODUCTION BASIS



This document is covered by a signed "Reproduction Release (Blanket) form (on file within the ERIC system), encompassing all or classes of documents from its source organization and, therefore, does not require a "Specific Document" Release form.



This document is Federally-funded, or carries its own permission to reproduce, or is otherwise in the public domain and, therefore, may be reproduced by ERIC without a signed Reproduction Release form (either "Specific Document" or "Blanket").