

DOCUMENT RESUME


ED 451 021

RC 022 912

AUTHOR McCluskey, Murton
TITLE Your Guide to Understanding and Enjoying Pow Wows.
INSTITUTION Montana State Office of Public Instruction, Helena.
PUB DATE 1995-05-00
NOTE 45p.
PUB TYPE Reports--Descriptive (141)
EDRS PRICE MF01/PC02 Plus Postage.
DESCRIPTORS *American Indian Culture; American Indians; Clothing;
Cultural Activities; *Dance; Females; Males; Songs
IDENTIFIERS Ceremonies; Drums; Native Americans; *Powwows; Social Events

ABSTRACT

Produced by the Montana Office of Public Instruction, this teaching resource provides information on powwows and related Native American culture and traditions. A powwow is a gathering where Native American dancing, singing, and celebration take place. Gatherings may include dancing and singing contests, "give-aways," encampments, feasting, and honoring ceremonies. Sections of this guide cover the history of the powwow, the organizing committee, judges and scoring, contest rules, the grand entry, powwow participants, the drum and its traditions, singing style, songs, dances and their outfits, what to watch for, powwow etiquette and customs, and ceremonies. Dances include men's and women's traditional dance, men's and women's fancy dance, men's grass dance, sneak-up dance, war dance, jingle dress dance, round dance, intertribal dance, and ceremonial dances. A resource section lists books, films, videos, audiotapes, a general powwow calendar, contributors, and review questions. (SV)



U.S. DEPARTMENT OF EDUCATION
Office of Educational Research and Improvement
EDUCATIONAL RESOURCES INFORMATION
CENTER (ERIC)

- This document has been reproduced as received from the person or organization originating it.
- Minor changes have been made to improve reproduction quality.

• Points of view or opinions stated in this document do not necessarily represent official OERI position or policy.

"PERMISSION TO REPRODUCE THIS MATERIAL HAS BEEN GRANTED BY

Denise
Juneau

TO THE EDUCATIONAL RESOURCES INFORMATION CENTER (ERIC)."

Your Guide to Understanding and Enjoying

POW WOWS


BEST COPY AVAILABLE

TABLE OF CONTENTS

	Page
Introduction	1
History of the Pow Wow	3-4
The Pow Wow Committee	5
Head Staff	5
Judges and Scoring	6-8
Contest Rules and Regulations:	9-11
Singers	9
Dancers	10-11
The Grand Entry	12
Pow Wow Participants	12-13
The Announcer(s)	13
Arena Director	13
Head Dancers	13
The Drum, Songs and Singers:	15-17
The Drum	15-16
Singing	16-17
The Flag Song	17
The Honor Song	17
The Trick Song	17
Dances and Dancers:	19-26
Men's Traditional Dance	19
Men's Fancy Dance	19-20
Men's Grass Dance	20
Sneak-up Dance	20-21
The War Dance	21
Traditional Women's Dance	21-22
Women's Fancy Shawl Dance	22
Jingle Dress Dance	22-23
Team Dancers	23
Owl Dance or Push Dance	23
Round Dance (Friendship Dance)	23
The Crow Hop	24
Intertribal Dance	24
The Blanket Dance	24
Exhibition Dances	25
Dropped Eagle Feather Dance	25
Honoring Veterans	26

Miscellaneous:	27-31
What to Watch For	27
Pow Wow Do's and Don'ts	27-28
The Give Away Ceremony	28
Money Placed in Front of Dancers	29
Giving a Gift at a Pow Wow	29
Closing Ceremonies	29
Handgames (Stick Games)	30
The 49er	30
Pow Wow Princess Contests	30
Parades and Rodeos	30
Use of Drugs or Alcohol	31
 Resources	 33
Books	34-35
Films and Videos	36
Cassettes	36
Pow Wow Calendar	37-39
Contributors	40
Pow Wow Questions	41

INTRODUCTION



The following pages include a collection of information which is intended to help the reader better understand and enjoy the events and activities which occur at many of the plains area pow wows and celebrations. Because the customs, rules and regulations may vary from one celebration to another, the booklet should serve only as a basic guide and not as an authoritative directory. It is merely designed as a resource to help the reader to be more knowledgeable and better able to understand and enjoy the history, events, activities and planning of a pow wow. Comments and suggestions are welcomed for improving future revisions.

The author would like to thank those individuals who have provided the materials, information and expertise for this booklet. This project could not have been completed without their help.

Developed by:

Murton McCluskey, Ed.D.
4804 7th Ave. South
Great Falls, MT 59405
406-727-1101
(May 1995)


Distributed by:

Nancy Keenan, Superintendent
Bob Parsley, Equity Division Administrator
Office Public Instruction
PO Box 202501
Helena, MT 59620-2501
406-444-3013





HISTORY OF THE POW WOW



A *Pow Wow* is a Native American gathering where Native American dancing, singing and celebration take place. There are several different pow wows that take place throughout the country; however, this booklet will talk about pow wows in general and, more specifically, about pow wows along the northern tier of the United States.

Some reports say that the word *pow wow* has its origin from the Pawnee word pa-wa, meaning “to eat.” Other sources say the word is of Algonquin origin and was originally pronounced pauau, which indicates a gathering of people for purpose of celebration or important event. In any case, it is a special time for people to gather and celebrate, meet old friends and create new friendships.

In early times, hunters would invite their friends and relatives to share their good fortune. As time went on, while the meal was being prepared, relatives would dance to honor their host. Eventually, the dancing became the main focus of the event. Participants began to use this time to display their weaving, quill work and other finery. Pow wows also had religious significance. They were an opportunity for families to hold naming and honoring ceremonies.

Pow wows have changed over the years. They are still gatherings where Indian people can share part of their tribal traditions and culture, but they should not be confused with other tribal customs and ceremonies that are not performed or shared in public gatherings.

Pow wows have changed over the years. They are still gatherings where Indian people can share part of their tribal traditions and culture, . . .

Today, pow wows, or celebrations, are still very much part of the lives of many Native Americans. In the Northern Area, the pow wow season can begin as early as March; from June through September several pow wows, also called celebrations, take place—somewhere—every weekend. Many families pack up and *go on the circuit*, camping out and enjoying the celebration activities, singing, dancing and seeing friends they may not have seen since the previous season.

A pow wow may have dancing and singing contests, “give aways,” encampments, feasting and other cultural activities. In present times, activities such as handgames (stick games), horse races, softball tournaments, parades, pow wow princess contests and other events have been added.

Most religious ceremonies are no longer part of the pow wows. For instance, naming ceremonies



are now more often conducted in the privacy of a family; however, small pow wows do include naming ceremonies. Honoring ceremonies and ceremonies for a dropped eagle feather remain today.

Competitive singing and dancing for prize money is a recent change in the traditional pow wow. Prize money is awarded to top point-getters at the culmination of the event, or last day, for most pow wows, for both dance and singing/drumming competition.

The circle is an important symbol to Native Americans. You will see that at many large pow wows that the dancers are in the center of a circle, the drums and the audience form a circle around them, and the concessions and encampment form another circle around the gathering. This is symbolic of the life cycle. The pow wow brings the circle of people closer to their family, friends and Native American culture.

When you attend a pow wow, you will see children as young as two or three years old in dancing outfits. You will also see elders who are 80 to 90 partaking in the dancing. Although many pow wows having competition dancing for money, trophies or other prizes, not everyone dances for prizes. For many it is a time of celebration and to participate in one's culture.


Dancing was one of the first aspects of Native American culture to come under criticism by missionaries, educators and the federal government. In the 1880s, the federal government finally forbade most forms of dancing fearing that all dancing was a form of war dancing. The ghost dance was especially feared. It was not until the 1920s that the Native peoples were again allowed to dance and practice parts of their religion.

Many Native Americans have moved to the urban areas and, as part of their desire to maintain their cultural identities, have continued to hold intertribal celebrations. This gives them a chance to interact with Native Americans from other tribes, as well as expose their children to the culture. Many large urban centers hold traditional pow wows.

The pow wow brings the circle of people closer to their family, friends and Native American culture.

Many Indian ceremonial events, like the Sun Dance or Hopi Rain Dance, are not open to the public, but most pow wows are. Everyone is welcome. While some pow wows charge admission, others rely on donations and proceeds from raffle tickets. Sometimes during the pow wow a blanket dance will be held to give the spectators a chance to donate gifts or money to help defray pow wow expenses for a particular reason or person. For example, a blanket dance might be held to help pay expenses for an out-of-state drum group, prizes or rental fees. The lead dancers will generally hold the blanket, by each corner, and walk around the arena. The other dancers may join behind the procession. As the blanket is carried by, the spectators are given a chance to contribute by tossing money into the blanket. Please feel free to participate.

Pow Wow *COMMITTEE*



Pow wows are not spontaneous happenings nor do they automatically occur on a certain date. Usually, they are the result of a lot of hard work done by many dedicated people who work for an entire year to make sure that the pow wow is successful.

The *Pow Wow Committee* for most pow wows is made up of volunteers, who may or may not be sanctioned by the tribal government or organization, but who are responsible for making sure all arrangements for the pow wow are made. They do the planning, fund raising, publicity, set dates, make rules, set policy, etc. Members of the committee are respected members of the community and are usually able to get the support of the community in helping with the various jobs or activities that need to be carried out. To show their appreciation for the honor of serving on the committee and for the community's cooperation, the pow wow committee members, or at least subcommittee heads, will usually have a *give-away* during the pow wow.

Usually, they are the result of a lot of hard work done by many dedicated people who work for an entire year to make sure that the pow wow is successful.

HEAD STAFF

The *Head Staff* are usually the heads of different aspects of the visible operations of the pow wow. Often the Pow Wow Committee chair is designated as Head Staff. Other persons designated as Head Staff are usually the announcer(s), head or host drum, head man dancer, head lady dancer, head boy dancer, head girl dancer, arena director, head judge, (sometimes drum keeper, water carrier, etc.). Each member of the head staff has responsibilities which they are called upon during the pow wow to carry out.



JUDGES AND SCORING

The selection of judges is very important to ensure a successful pow wow. At some pow wows the head judges are selected by the Pow Wow Committee; they may also recommend singing and dancing judges. The head judges must have knowledge of the contest dances and the songs that will be sung. The head judges choose other judges (usually five) from the spectators, dancers or singers participating in the pow wow. Each dancer, at some time in his/her life, must have been a singer or dancer and be knowledgeable about the rules and regulations of the contest. The head dancing judge, or Arena Director, organizes the Grand Entry, chooses different judges for each contest session and makes the final decision on disputes that may arise over judging or scoring.

The head singing judge is responsible for selecting different judges for each contest session and settling disputes over scoring.

As each dancer takes his/her turn in the arena, the judges may look for the following criteria when scoring contestants:

- Participation in the Grand Entry, for which they are given additional points.
- Intricacy of the dancer's footwork and style.
- The dancer's ability to keep time with the drum. (If the dancer fails to stop on the last drum beat, he/she will be disqualified.)
- The quality of the dancer's outfit (note that the word costume is not used) and how the dancer presents him/herself.
- The judge will look to see if a dancer drops or loses part of his/her outfit, for which he/she will be disqualified. The dancer will also lose points if he/she is unprepared and not fully dressed for the contest.

The selection of judges and the score keeping methods may vary from pow wow to pow wow. The following are but two methods which have been used in the judging process:

Chief White Eagle and his wife, Pawnee, in their booklet titled, *My Pow Wow Manual* (date unknown), use the following criteria when judging and scoring—

The judges are very important because they are the ones who select the winners in the different contests. If possible, they should be selected ahead of time, so they can be told what is expected of them. Here are some suggestions for picking judges:

1. Judges should be Indians who know the different dances and who can understand the rules for judging.



2. Judges should not be related by family or marriage to any of the contestants. The judge should disqualify him/herself so the dancer can have a chance to compete.
3. My suggestion for judging for speed and accuracy is simple. Have each judge mark his/her card first, second and third. Give three (3) points for first, two (2) points for second, and one (1) point for third. Each judge should sign or initial the card. Do this as soon as possible and give the card to the Head Judge. An odd number of judges is best to lessen the chance of ties.
4. These points should be judged for sure, as well as other points that may be awarded by the organization sponsoring the pow wow.
 - a. Contestants must be at least 1/4 Indian blood.
 - b. The (outfit) must be authentic and complete—headdress, apron, moccasins, and bells or rattles. In some cases bells will not be worn, according to the custom of the dancer's tribe.
 - c. Any dancer losing part of his/her (outfit) will be automatically disqualified.
 - d. Any missed step (in) starting, dancing and stopping. In some places when the drum stops the dancer must have both feet on the ground; however, the local club will set the rules for the judges.
5. Judges do not talk to or ask questions from another judge, and do not talk to or with any dancer, not even your mother-in-law.

The United Tribes Education and Technical Center Pow Wow in Bismarck, North Dakota, (WOW, September 1980) uses a different method for scoring and judging. Their system is as follows:

The Pow Wow committee at UTETC uses a six-point spread system that makes a tie score more difficult. If the categories being judged have four winners (Men's Fancy, Men's Traditional, Women's Fancy and Women's Traditional) five judges are used per session. The points used are: 21, 15, 9, and 3. The other categories have five place winners and thus have six judges. Points used are 27, 21, 9 and 3.

The dancers receive points according to: (1) timing with the drum, (2) outfit, (3) sportsmanship, and (4) both feet must be on the ground upon completion of the song and the last beat of the drum.

After judges pick the winners of that session, they record their numbers on their score sheets according to their places. The head dancing judge will collect the score sheets and will hand them to the scorekeeper. The scorekeeper transfers the scores into the official scorekeeping book.

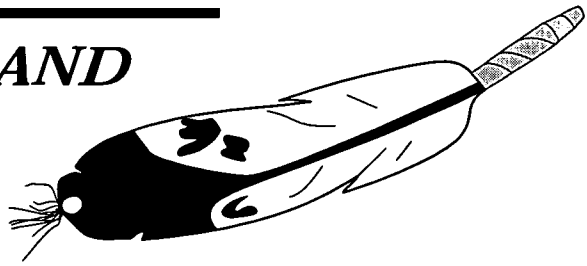


Any dancer, singing group or spectator is permitted to see the scorebook after the completion of the dancing and singing contests (Sunday night). During the dancing and singing contest competitions no one is allowed to see the score book (no judges or officials). If a dancer or singing group questions the final scores they received, they may ask to see a copy of the judges' original score sheets.

The spectators may want to familiarize themselves with the scoring and judging system being used at the pow wow which they are viewing. This may make the events more enjoyable and exciting to watch.



CONTEST RULES AND REGULATIONS



As previously stated, different pow wows have different rules and regulations which they follow to govern their celebration. Some are old and have been in place for hundreds of years, while others may be fairly new and are in a constant state of modification. The rules and regulations have been included in this booklet to make the spectators more aware of the planning, order and intricacies that are involved in putting on a successful pow wow.

Some are old and have been in place for hundreds of years, while others may be fairly new and are in a constant state of modification.

The following are but two methods that have been used to regulate pow wow contests and activities:

The United Tribes Pow Wow in North Dakota (WOW, September, 1980) have used the following regulations, as they apply to dancers and singers.

SINGERS

1. All singing groups must be eligible for prize money.
2. All singing groups must be seated 10 minutes before the Grand Entry.
3. All singers will sing with their assigned groups only. No Drum Hopping. No Exceptions.
4. There will be no less than three (3) singers per drum, and no more than 10 per drum.
5. The decision of the Dancing and Singing Contest Judges shall be final in all events.
6. **Important:** Singers under the influence of alcohol or drugs will result in disqualification of that singing group for that session.
7. **Intertribal Singing:** All singing groups shall be required to limit their songs; 4-2 or straight 6. Should a participant use a whistle for a particular singing group, they will be permitted to continue singing.



8. Whistles: Participants shall be limited to three whistles per singing group or drum. Note: It is a tradition that individuals who use the whistles are required to donate to the singing group that is singing.
9. During contest songs, singing groups shall be required to limit their songs to 4-2 or straight 6, except for trick songs, which can be used except during the final dancing competition.
10. Should singing groups not comply with all rules and regulations, they will lose 20 points.


DANCERS

1. All Dancing Contest participants entering the Dancing Contest are required to register for prize money.
2. All Dancing Contest participants are required to participate in all Grand Entries.
3. Dancers must be in full dress and ready to go 10 minutes before Grand Entry time. Points will be deducted for failure to participate in the Grand Entry; 20 points will be added for participating.
4. All dancers competing in various dance contests are eligible to sing with a singing group provided they are registered with that group.
5. Dancers must at all times keep in time with the drum beat. Bells must be worn.
6. Should a contestant lose any part of his/her outfit during the contest, he/she will be disqualified for that session.
7. Upon completion of the song and last beat of the drum, both feet must be on the ground. The body can be in any position.
8. Trick songs can be used, except in the finals.
9. No dancer shall dance under the influence of alcohol or drugs. This will be considered an automatic disqualification for that session.

Chief White Eagle, in his booklet titled, *My Pow Wow Manual* (date unknown), suggests the following rules:

After many years of following contests we have come up with the following rules that we have suggested and used because the dances are Indian dances and should be kept as much Indian as possible.

1. Contestants should be at least 1/4 Indian—In many places we have seen hobbyist dancing. This is good but they should not be permitted to contest against Indian dancers in an Indian dance contest. They are not Indian because they have an Indian costume, regardless of how beautiful it is.
2. Contestants should have an authentic Indian costume [outfit]—A costume should at least consist of a headdress, apron, moccasins, and bells or rattles. Tennis shoes, dark glasses, chewing gum, are not Indian; but the local committee can decide what is legal and what is not legal. I only suggest.
3. Contestants must register and be given a number which must be displayed during the dance. For men, the front apron is a good place. The judges then know where to look for the number. Women should display the number where judges can see it best. A good place is on the left shoulder, then the judges know where it is.
4. The women's costume [outfit] should be authentic. If they carry a shawl to be worn in the contest, it should be carried on one arm and a fan or feather in the other hand. However, a fan or feather is not necessary. With the buckskin dress, the individual usually knows what is authentic. No tennis shoes or chewing gum. These are suggestions, not the law.
5. Contestants keep in time with the drum, dancing and stopping. This is important in Indian dancing.



THE GRAND ENTRY

Although pow wows may differ, depending on the location or type, the following is a system used by many pow wows throughout the plains area. Many pow wows use the following format:

First the eagle staff is carried into the circle, followed by the American, Canadian, state and tribal flags. The title holders from tribal pageants and (if present) Miss Indian America candidates. Other invited dignitaries are next, followed by the men: traditional dancers first, then grass dancers and fancy dancers. Women come next, followed by traditional dancers, fancy shawl dancers and jingle dress dancers. Next are the junior boys, then girls, in the same order as the adults. The last to enter are the little boys, traditional and fancy dancers, and the little girls, traditional and fancy dancers.

The dancers dance sunwise—clockwise—around the arbor, showing the audience that they are ready to begin, showing their *outfits* (the term *costume* is seen by some as derogatory) and their dance steps letting those who watch know who they are and what they can do. (Note: This may vary from tribe to tribe or Pow Wow to Pow Wow.)

When the Grand Entry song ends, there is a flag song, an equivalent of the national anthem. Then there is an invocation blessing the gathering. After that, the eagle staff (always positioned above the American Flag to signify the first nation) is tied to the pole in the center of the arbor or brought to the announcer's stand. A welcome is extended and then there may be a few words by various dignitaries. When this portion of the ceremony is completed, the dancing can begin.

POW WOW PARTICIPANTS

Dancers from tribes throughout the United States and Canada participate in hundreds of pow wows and celebrations each year. They come from every state in the Union and every province of Canada. At times, even participants from the Native tribes of South America participate. Some smaller pow wows serve as opportunities to gather during the winter months and may be more of a local event.

Dancers from tribes throughout the United States and Canada participate in hundreds of pow wows and celebrations each year.

Only registered contestants can participate in the dance contests, but when the announcer calls for an *Intertribal* dance, everyone can take part—tourists included. You don't need a feather, beads



or bells; you can dance in your street clothes. There are no spectators at a pow wow. Everyone is considered a participant, even if you don't do anything but lend your presence. Everyone has a place in the circle of people.

THE ANNOUNCER(S)

No pow wow is complete without Announcers. They are the orchestrators and motivators. They keep the Dancing and Singing Contests moving and keep the public informed about what is taking place. The more the announcer knows about the dances and songs, the better he/she will be able to keep the events moving and be able to call more specialty numbers. He/she may also entertain by telling jokes, making comments and giving directions. He/she also can set the atmosphere for the crowd and contestants.

ARENA DIRECTOR

This is the individual whose responsibility it is to keep track of the dance contests, singers and special events. The announcers keep the pow wow going in an orderly fashion and are very valuable in assuring a successful celebration.

HEAD DANCERS

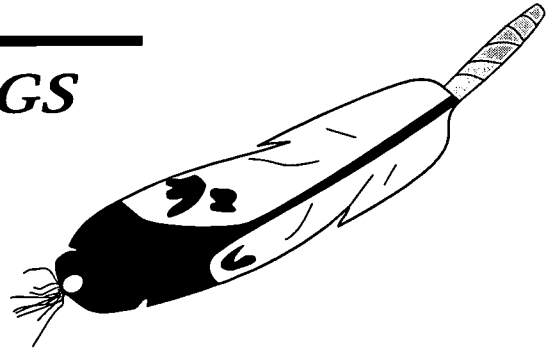
The Native American tribes have always strived to present exemplary role models for members of the tribe to follow. The *Head Male Dancer* and *Head Female Dancer* are such role models. Individuals who exhibit outstanding traditional qualities are asked to serve in this capacity. The responsibilities of this position include being present throughout the pow wow activities and leading the dancers by being the first to begin each dance.

The Native American tribes have always strived to present exemplary role models for members of the tribe to follow. The Head Male Dancer and Head Female Dancer are such role models.



THE DRUM, SONGS AND SINGERS

THE DRUM




Drums can come from a variety of sources. Some are handed down in a family; others are donated to a drum group. Older drums are made of deer, elk or horse hides, but contemporary bass drums can be purchased or renovated, and even blessed, just as are the older drums.

The drum is more than just a musical instrument to those who own and play it; it has its own life. Some drum groups have gone through ceremonies and have had their drums blessed and named. The drum is regarded as a man with its own powerful spirit. Gifts are made to the drum and some drums have their own sacred medicine pipes. In some traditions, the drum symbolizes the heartbeat; in others, the powerful medicine of thunder.

Regardless of the tradition, the drum must always be treated with respect as a sacred object or entity. Nothing is ever placed on the drum, nor does anyone ever reach across it. Many drums even have their own songs, which are frequently sung as a warm-up at the beginning of the pow wow/celebration.

The beat of the drum is like a heartbeat, starting slowly and then beating more quickly as the singers get further into the song. The drum sticks connect the singers to the power of the drum as they sing.



*The drum is more than just a musical instrument
to those who own and play it; it has its own life.*

The drumming is judged in contests by the rhythm of the song. Usually the drum group is only judged on the songs they sing for the dance contests and on intertribal songs. There are many different rhythms and drum beats played, and each type of contest song requires a different one. The drum beats must be in perfect time, and each player must be in perfect unison.

The basic drum beats include the roll, a very fast drum beat, a slow steady processional beat; the Omaha beat, (the most frequently used dance beat 121212- the boldface numbers indicate the more forceful beat); and the social dance beat, which is strongly accented (121212) and ranges from medium to fast.



The *Host Drum* is picked by the Pow Wow Committee. They are the invited drum by choice, and they are often called upon for special songs or ceremonies.

SINGING

Different types of songs are sung for different events—Grand Entries, dance contests and honoring ceremonies. Songs are made for all reasons. Although they differ in tempo, words and emotion, pow wow songs all follow a similar structure. The lead singer selects the songs to be sung for a contest. He/she may hit the drums once to let the dancers and other singers know the song is about to start. The lead singer, the first the people hear, will sing alone a phrase or a tune called *lead* or *push-up*. The rest of the group repeats the lead, this is called *second*, then all the singers sing the melody (first part) and a repetition of the melody (second part) together. One rendition of the song can also be called *push-up*, so if the announcer asks a drum for four push-ups they will sing the grouping of the lead, second, fourth part and second part four times.

There are three kinds of songs: all words, all melody (these songs are sung with *vocables*, syllables without meaning used to carry the melody), and those with vocables for the lead, second and first part and words for the second part.

Many times, at the end of the second push-up, four or five *honor beats* or *accent beats* are heard from the drum. At one time, it is said they represented gun shots. Other stories say each of the four beats are for the four directions, and the fifth is for Mother Earth and the Great Spirit. The honor or accent beats are a signal to the dancers and singers that another push-up is about to begin or the song is about to end.

There are songs for all occasions: honor songs, veterans songs, and war party songs, but many of the pre-reservation songs have been put aside in favor of the flood of new songs being composed. Some singing groups sing nothing but their own songs. Others borrow songs in addition to performing their own. The songs aren't written down, but tape recorded and learned from the recordings by singers and dancers, too.

Contest singers, unlike pop stars, aren't judged by the sweetness of their voice. In the Northern Plains, the higher parts of the song are sung in falsetto and the melody gains energy and rhythm as the voice descends. The sound is produced in the back part of an open mouth and throat with the volume and quality of the voice depending largely on well-developed abdominal muscles. Singers are judged on the range, volume, strength and expressive quality of their voices and the way they blend with the rest of the group.



Women singing an octave higher than the men may sometimes join in the latter part of each rendition. Women may also *trill* (a high-pitched lu-lu-lu sound made with the tongue) in special places in the song to indicate deep feelings such as joy, or appreciation of the song, or in honor of a specific person or event.

THE FLAG SONG

Many Indian tribes around the turn of the century adopted a song with which to honor the flag of the United States. The *Flag Song* has since been utilized by the tribes at the beginning of virtually all events in almost precisely the same manner in which America has adopted the Star Spangled Banner.

THE HONOR SONG

Note: Spectators should always stand and remove their caps or hats when an *Honor Song* is sung. As the name suggests, *Honor Songs* are requested at the pow wow/celebration to honor someone. Perhaps a family would request an Honor Song for a son who returned from being away, or in the memory of a deceased relative. Honor Songs can be made for almost any occasion. In some traditions, people with an Indian name have their own songs and those songs are sung if the person is to be honored. In other instances, there are "generic" honor songs for people without their own song.

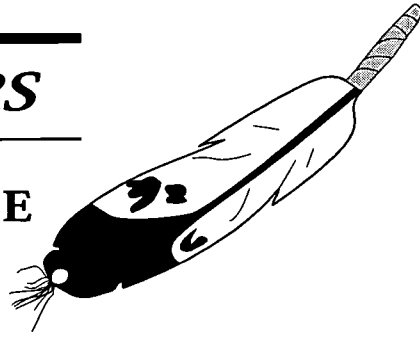
THE TRICK SONG

These songs are usually sung only for the fancy dancers and shawl dancers. A *Trick Song* is really a contest between the dancers and singers. The drummers try to fool the dancers into missing beats or failing to stop on time. Singers will either pick a specially-composed song or transform another song by agreeing among themselves when they will stop.



DANCES AND DANCERS

MEN'S TRADITIONAL DANCE



The men's traditional dance is just that: a traditional dance held over from times when war parties would return to the village and *dance out* the story of the battle, or hunters would return and dance their story of tracking an enemy or prey.

The outfit of the traditional dance is more subdued in color than the other dancers. The outfits are frequently decorated with bead and quill work. Traditional dancers wear a circular bustle of eagle feathers, representing cycles and the unity of everything. The eagle feather spikes on the bustle point upward, representing a channel between the Great Spirit and all things on earth. The traditional dancers are usually veterans and carry, as they dance, many traditional items that symbolize their status as warriors. Traditional dancers carry shields, weapons, honor staffs (used to challenge the enemy and decorated with eagle feathers representing achievements in battle) and medicine wheels (carried as a reminder of the wisdom of the four directions, unity, and for the cycle of all things in the universe).

The traditional step is done with the ball of the foot touching the ground on the 1 beat, the whole foot on the 2 beat. The traditional dancer's movements are patterned after animals and birds, like the grouse, and may be an imitation of the tracking of the animals themselves.

The men's traditional dance competition is generally divided into five age groups: 50 +, men, teen, junior boys and little boys (nine and under). Dancers are judged on how well they keep time to the music, follow the beat of the drum and stop when the music does, with both feet on the ground.



MEN'S FANCY DANCE

The *Fancy Dance* is a relatively new dance. The brilliantly colored feather bustles are said to have originated in Oklahoma in the early 1900s when promoters of large Native American ceremonials asked dancers to beautify their outfits for the spectators. Also at that time, the dance contest for cash prizes was introduced and contestants started making their outfits more colorful as a result.



The Fancy Dance—danced mostly by boys and young men—is based on the standard *double step* of the traditional grass dances, but it takes off from there with fancy footwork, increased speed, acrobatic steps and motions, and varied body movements. The Fancy Dance is also a freestyle kind of dance. Dancers do whatever they can to keep up with the music! They, too, must follow the changing beat of the drum, stop when the music does and have both feet on the ground. The Fancy Dance competition is divided into four categories: men, teen boys, junior boys and little boys.



MEN'S GRASS DANCE OR OMAHA DANCE

Much has been written about the *Omaha Dance*. Borrowed from the Omaha tribe, perhaps in the 1860s, the dance is very popular. Dancer's outfits feature a good deal of colorful fringe, replacing the grasses dancers originally tucked into their belts. Many dancers wear the hair roach, the crow-belt, and the eagle-bone whistle—originally emblems for the Omaha society.

The basic step of the Omaha dance involves the ball of one foot being tapped on one beat and placed down flatly with the next, repeating the action on the opposite foot without missing a beat. Each time the foot is placed flatly on the ground, the weight is shifted to that foot. Dancers should keep their heads moving either up or down with the beat of the drum, nodding quickly, several times to each beat, or moving from side to side. The purpose of this action is to keep the roach crest feathers spinning. To keep the feathers moving constantly is the sign of a good dancer.

Although the Omaha is a freestyle type of dancing, dancers must follow the changing beat of the drum and stop when the music does, with both feet on the ground. The competition is divided into four categories: men, teen, junior and little boys.

SNEAK-UP DANCE

The *Sneak-Up Dance* follows a definite pattern of drum rolls in the first half of the four renditions and a standard *Omaha* beat in the second half of each of the four renditions. On the drum roll, the dancers shake their bells and make gestures of either following or seeking out the enemy. On the Omaha beats, they *sneak up*, advancing toward the center and stopping on the last beat of the song, then walking back to the perimeter. The fourth rendition doesn't end as the first three do, but continues with three or four straight Omaha renditions, so the song is actually sung six or seven



times in all. The Sneak-Up Song doesn't have a traditional song ending, but ends on the word *manipe* instead.


THE WAR DANCE

The *War Dance* cannot function as it once did, but it is one of the principal features of a pow wow. Traditionally, the *War Dance* was a major event in itself that was performed after a battle.

As it was first performed, the men returning from war remained outside the village to clean themselves and prepare for entry into the village. The warriors then entered the village in a procession, each acting out his exploits in battle through dance. Through his movements of stalking and subduing the enemy, each told his personal story. Today, the *War Dance* is a demonstration of dancing ability and is a major contest dance category. The generous monetary prizes given for the contest encourages *War Dance* skill. The *War Dance* for the contemporary American Indian does not exclude women and is a main part of all pow wows for many tribes.

TRADITIONAL WOMEN'S DANCE

In the mid-1800s, when beads were acquired through trade, the style for women's traditional dance outfit was to bead the entire top of the dress. The design of each dress had a symbolic meaning to the individual owner. The dresses are decorated with ribbon work, elk's teeth and shells, among other things, and the dancers usually wear decorated moccasins, knee-high leggings, beaded or concho belts and various pieces of jewelry like hair ties, earrings, chokers and necklaces. Most traditional dancers wear or carry a shawl and some carry a hawk or eagle feather fan, or a single feather. This may depend on whether the dance is social or a competition.



Traditionally, women only danced to certain songs or on certain occasions and even then they were in the background. This is why the *Women's Traditional Dance* (relatively new as a competition category) basically consists of remaining stationary and bending the knees with a slight up and down movement of the body. At the same time, the feet shift subtly and women turn slightly. This is one form. It is also acceptable to dance slowly around the circle. Some traditions hold that this symbolizes the way women turned and looked for their warriors to come home.



At certain points in the song, women may hear words that have meaning to them. They may signal their pride and acknowledge the words by raising their fans. Others raise their fans during the honor beats of the song.

Women's traditional dancers must follow the beat of the drum and stop with the music. The dance competition is generally divided into four categories: 40 and over, women, junior girls, and little girls (10 and under).

WOMEN'S FANCY SHAWL DANCE

The *Women's Fancy Shawl Dance* is a relatively new addition to the dance competition. Until recently, women performed their fancy dancing in traditional garb. Some accounts say in the early 1900s, shawls replaced the blankets and buffalo robes young girls traditionally wore in public. In the 30s and 40s, young women would show off the shawls they made by doing some fancy footwork during the dances. Some say that was how the Women's Fancy Shawl dance was born.

The Fancy Shawl Dance outfit consists of a decorative knee-length cloth dress, beaded moccasins with matching leggings, a fancy shawl, and various pieces of jewelry. The dance itself is similar to the Men's Fancy Dance, and the style is moving toward more movement, especially spinning. Footwork is the chief element of the dance. Fancy Shawl dancers must follow the changing beat of the drum and stop when the music does with both feet on the ground. The competition is generally divided into three categories: women, junior girls and little girls (10 and under).

JINGLE DRESS DANCE

The *Jingle Dress Dance* evolved from Mille Lacs, MN, according to one account. In a holy man's dream, four women wearing jingle dresses appeared before him. They showed him how to make the dresses, what types of songs went with them and how the dance was performed. The dresses made a pretty sound to him. Upon awakening, he and his wife made four of the dresses. The four women who appeared in his dream were then dressed in the dresses. He brought them forth at a dance and told the people about the dream and told them that was the way the women were to dress and dance.

From there the jingle dress spread throughout the Chippewa/Ojibway territories. In the late 1920s, the White Earth people gave the jingle dress to



the Sioux/Lakota and it spread westward into the Dakotas and Montana. But until recently, the jingle dress dance had all but died out. Now interest in the jingle dress is rekindled and women from many tribes are beginning to wear them. The jingle dress is not likely to be mistaken for anything else. The dress is made from cloth with hundreds of metal cones or jingles covering it. Often women use 365 cones to symbolize each day of the year. Jingle dress dancers must keep time with the music and stop when the music does with both feet on the ground. The competition is divided into two categories: women and junior girls.

TEAM DANCERS

Team Dancing is another relatively new addition to the pow wow/celebration. Generally, three or four members who make up a team all dance in the same style. They must synchronize their steps. Team Dancers are judged on their synchronization, their outfits, how well they look together and how well their steps are put together. Team Dancers, as usual, must keep time with the music, follow the drum, and stop when the music does with both feet on the ground.

OWL DANCE OR PUSH DANCE

The *Owl Dance*, is a dance that can be considered as the Indian version of the waltz. It is performed by couples to the beat of a hand drum. The Owl Dance is performed at social events and all ages participate.

ROUND DANCE

(ALSO KNOWN BY SOME AS THE FRIENDSHIP DANCE)

The *Round Dance* was in earlier times known as *The Dance of the Slain*. Women were the main performers of this dance, which allowed them to show their pride and mourning at the same time. Today, the Round Dance has evolved into a dance of friendship and is performed by all ages and is easily taught to tourists. Everyone is encourage to dance by forming a circle and dancing in a clockwise circle. Dance outfits are not necessary.



THE CROW HOP

A unique form of dancing which has developed within the Indian culture is the *Crow Hop*. It has also been called the *Skip Dance* and the *Jump Dance*. This dance is part of the repertoire in every competitive dance function, especially in the Men's Traditional and Fancy Dance. (This dance is different from the Salish Jump Dance, which is a religious ceremony.)

This dance was developed in the 1900s and done with a specific rhythm of the drum beat. When the Crow Hop is performed, the singers find the music and drum beat easier to follow than the typical intertribal music beat. When dancers execute the Crow Hop, they have a feeling of exhilaration. The Crow Hop is a change of pace for dancers and is dramatic to watch.

INTERTRIBAL DANCE

Everyone is welcome to dance in the *Intertribal Dance*—even tourists! It is not so much a particular type of dance, as it is a dance in which everyone can participate. (Note: this is not true among some tribes.) Intertribal Dancers move around the arbor sunwise—clockwise—and everyone is welcome to take part. You don't even need to be in regalia. You can dance in your street clothes. The basic step is the same one used by traditional dancers; the ball of one foot is tapped on one beat and placed down flatly with the next, repeating the action on the opposite foot without missing a beat.

Everyone is welcome to dance in the Intertribal Dance—even tourists!

THE BLANKET DANCE

The *Blanket Dance* is a means of gaining contributions from the audience for certain causes, (e.g., paying the drummers, a family in need, special programs, etc.). A blanket is usually stretched out and carried near the audience to allow them to throw money into it. This is a time when people can show their generosity.




EXHIBITION DANCES

This event gives dancers an opportunity to exhibit their specific style of dancing. It is a chance for participants to dance for the audience without being judged. Usually, each category will have an exhibition dance. For instance, the announcer will call for all the men traditional dancers to perform.

DROPPED EAGLE FEATHER DANCE

During the Eagle Feather Ceremony, regardless of the tradition in which it is being performed, spectators should stand and remove their hats. Picture taking, with still or video cameras, is **not** permitted.

To most Native Americans the eagle feather is sacred. So, when a feather falls from a dancer's outfit, the pow wow must stop and a special ceremony must be performed.



In some traditions, a fallen eagle feather is treated like an enemy because it is believed the sacredness of the feather can turn against the person who dropped it. The ceremony is necessary to capture the feather, ask its forgiveness and say a prayer over it to make the feather's medicine good again.

The ceremony is performed by four male traditional dancers, generally veterans (i.e., warriors who have earned the privilege) who dance around the feather. At a certain point in the song, they approach the dropped feather from four directions and attack the feather, usually four times. In some instances, the warrior who actually picks up the feather relates a battle or war story. For all tribes, four is a sacred number, symbolizing, among other things, the four directions. When the feather is retrieved, a prayer is said. If the person who dropped it wishes it returned, it's customary to gift the four dancers, the drum who performed the song and sometimes the Pow Wow Committee. Sometimes the feathers aren't claimed; in that case, the person who picked it up might give it to someone he thinks deserves the feather.

Different tribes have different customs. In some traditions, the eagle feather is looked upon as a protector and accidental dropping is similar to the American flag touching the ground. Some traditions simply have a veteran pick up the feather and return it after the prayer and gift.



HONORING VETERANS

In a dominant Anglo society that often doesn't seem to pay much attention to veterans, the honor accorded to *veterans* at the pow wow/celebration can take one by surprise. Veterans are asked to be flag bearers, called upon to retrieve dropped eagle feathers and honored in a multitude of veterans' songs.

The respect shown to veterans is an integral part of the Native American culture, a tradition from times when the welfare of a village depended on the quantity and quality of fighting men. To be a warrior was a man's purpose in life, and the best death a man could have was to fall defending the tribe. To the Native Americans, the good of all outweighed the good of the individual, and veterans were honored because they were willing to give their lives so people could live.


The veterans of today are accorded the same honor and respect as the warriors of times past, and, in some tribes, bravery is still honored as one of the four virtues: bravery, generosity, wisdom and fortitude.

The veterans of today are accorded the same honor and respect as the warriors of times past, ...



MISCELLANEOUS

WHAT TO WATCH FOR



The pow wow will open with a Grand Entry, in which all dancers will enter single-file behind the Indian flag (a long staff with eagle feathers) and the U.S. flag.

The Grand Entry is followed by a flag song. You should stand for this song as you would for the national anthem. This is followed by all dancers joining for several rounds of intertribal dancing. The contest dancing will follow beginning with the smallest dancers, progressing to the men's fancy dance. Dancers in the four main categories (Men's Fancy, Men's Traditional, Women's Fancy and Women's Traditional) may compete in a series of dances to decide the finalists.

Rounds of intertribal dancing usually take place between the contest dances. Winners of the contest dances are usually announced after the judges have cast their ballots and they have been tabulated. If there is a tie, there is a *dance-off* to decide the winner. Some dancers can earn a considerable sum by winning throughout the pow wow season.

POW WOW DO'S AND DON'TS

Do's

It is permissible to take pictures during much of the pow wow. If you are not sure always ask, since taking pictures of some activities is not allowed. For example, during the Dropped Eagle Feather Dance the announcer will request that no pictures be taken, as during ceremonial dances, certain Honor Dances or during prayers. There may also be some individuals who do not want their picture taken. You should also be careful as not to use bright or blinding lights which may create a problem for the dancer. There is no objection to photographing parades, intertribal dances and contest dances.

Be careful about getting out on the floor unless invited to do so. Although there are special times when the audience is invited to participate, there are certainly activities in which only registered contestants are allowed to participate. It would be courteous for you to ask a pow wow official before moving around in the dance arena.

Check out the concession stands, food booths, arts and crafts displays, and raffle ticket booths. Pow wows use rental moneys from these activities to help defray the cost of the pow wow. Your participation is always appreciated and you will enjoy the Indian tacos and frybread.



You need to be patient when the events do not start exactly at the time that is indicated in the program. It is sometimes difficult to get all the pow wow people and activities synchronized to all begin at the same time. Be patient and enjoy the atmosphere.

DON'TS

- Don't boo a judge's decision.
- Don't get in the dancers' way.
- Don't sit in the chairs or benches reserved for the participants.
- Don't film or tape without being sure it is okay to do so.
- Don't set up your camp without asking first.

THE GIVE AWAY CEREMONY

The *Give Away Ceremony* is said to be universal among Native American people. Unlike other societies where one is likely to say, "Look what I did" and expect to receive gifts, in the Native American society the person being honored has a Give Away Ceremony and gives gifts. It has been said that the chief of a tribe was always the poorest in the village for he looked out for the good of all his people. Charged with their welfare, and honored by them, the chief gave away blankets, horses, food and whatever else his people needed.

. . . in the Native American society the person being honored has a Give Away Ceremony and gives gifts.

This event is often used as time when a family or individual can distribute goods or gifts to friends and relatives to honor an individual, someone's memory, an event or activity. Gifts may cover a wide range of items—from money to blankets to horses. The person may first be honored by an *honor song*. Some families may save up for a long period of time to be able to host a big give away.

Today, Give Away Ceremonies, either by people being honored or in honor of someone else, are common at pow wows.



WHAT DOES MONEY SIGNIFY WHEN PLACED IN FRONT OF A DANCER?

When money is placed in front of a dancer, it is an honoring of that person by the person placing the money. The dancer is supposed to dance over the money to acknowledge the gift. After the money is danced over, anyone from the crowd can go pick up the money—or the Arena Director can pick up the money and give it to someone in the audience (usually an elder person will be given the money). Many times, children will be the first to run out and collect the money, so the Arena Director will shoo them away.

GIVING A GIFT AT A POW WOW

If you have a good time at a pow wow, you may want to enter into the gift-giving spirit yourself. You can write a note explaining why you want to make a donation to the pow wow and give it and your gift to someone at the announcer's stand. No minimum or maximum is required or expected. (*It's the thought that counts.*) Gifts are always welcome and can be used for the benefit of next year's pow wow.

If you have a good time at a pow wow, you may want to enter into the gift-giving spirit yourself.

The Pow Wow Committee may wish to make an announcement, and shake your hand in thanking you for your gift. You can ask to remain anonymous if you prefer. And, if you are watching a dance competitor who is dancing well and having fun, you might offer a gift to that dancer, or to a drum whose music you might particularly enjoy. Again, if you go to the announcer's stand, someone will be glad to pass on your gift.

CLOSING CEREMONIES

At the end of the pow wow, the Eagle Staff is taken down by veterans and a closing prayer is given by an elder. All the dancers then follow the veterans who are carrying the Eagle Staff out. The process can be compared to a Grand Entry, only it is a Grand Exit.



HANDGAMES (STICK GAMES)

Many Indian tribes throughout the U.S. and Canada practice some form of the handgame, also called stick game or bone game. It is simply a gambling game of hide and guess. Sides are chosen and one person will hide the two different colored bones. Another person, from the opposing team, is designated as the chooser. The person doing the hiding will try to confuse the chooser into making the wrong choice. The rules may vary from tribe to tribe, but basically, the team who wins the other team's (11) counter sticks is the winner.

THE 49ER

This impromptu activity usually takes place after the formal pow wow is over. The singers and dancers will gather at a site just to sing songs and share stories and good times.

POW WOW PRINCESS CONTESTS

A relatively new addition to the pow wow scene is the *Princess Contest*. Since Indian tribes do not have royalty, the *Princess* designation is in name only. The Princess Contest allows young ladies to represent their tribes, communities or cultural groups. The young ladies are judged on their knowledge of culture and customs, communication skills, poise and some sort of cultural talent. Winners are usually given an honored place at the pow wow, as well as considerable respect in their schools and communities. In some locales, the outgoing princess is obligated to provide for a give-away for designated honorees.

PARADES AND RODEOS

Other attractions at many pow wows are parades and rodeos. This is a chance for the community and participants to show off their outfits, regalia, animals, honored persons and programs. Many parades have horseback riders, floats, bands and dignitaries. Rodeos may attract top-notch cowboys from all over the Native American and cowboy world. These two events have become a very popular part of the pow wow scene.




USE OF DRUGS OR ALCOHOL

All pow wow committees will not tolerate a dancer who uses drugs or alcohol when dancing. A dancer is considered disrespectful and disgraceful to do this. Most dancers also frown on someone who is dancing and drinking or taking drugs. If a participant is found to be drinking or using drugs, he/she may be asked to leave the grounds and will be automatically disqualified from the dance contest. Drinking on the pow wow grounds by members of the audience is also prohibited.



RESOURCES



- WOW, United Tribes Technical Assistance Center, Bismarck, North Dakota, Sept.1980
- *No Wind on the Buffalo Grass*, Friendly Exchange, 1981
- *Pow Wows in 1978*, Sunset Magazine of Western Living, May 1978
- *My Pow Wow Manual*, Chief White Eagle and Wife Pawnee
- *Pow Wow Country*, Chris Roberts, American and World Geographic Publishing, 1992
- *The Pow Wow; Development of the Contemporary American Indian Celebration*, Whispering Wind, Summer 1982
- *Everything You Always Wanted to Know About Pow Wows, But Were Afraid to Ask*, source and date unknown
- Great Falls Tribune, May, 1992
- *The Native American Almanac; A Portrait of Native America Today*, Arlene Hirschfelder and Martha Kreipe de Montano, Prentice Hall General Reference, 1993
- *American Indians; Answer to Today's Questions*, Jack Utter, National Woodlands Publishing Co., 1993
- Reprints in Anthropology, Vol. VII, James Howard, J & L Reprint Co.,1977 *Pow Wow Calendar*, 1991, Box 490 Chimacum, WA



BOOKS

Number	Title	Author	Company
391	American Indian Clothes and How to Make Them	Whitney, Alex	McKay Pub.
746.5	Bead Craft	Donna, Natalie	Lathrop, Lee & Shepard
780	Songs & Stories of North American Indians	Glass, Paul	Grosset & Dunlop
781.7	American Indian Music & Musical Instruments	Fichter, George	McKay Pub.
781.7	American Indians Sing	Hofmann, Charles	John Day Pub.
784	Songs of the Chippewa	Beiehorst, John	Farrar, Straus & Giroux, Pub.
790	Pow Wow	Behrens, June	Children's Press
793.3	Dance With Indian Child.	Center for the Arts	Washington, DC
391	Dress Clothing of the Plains Indians	Koch, Ronald	Univ. OK Press
391	Costumes [Outfits] of the Plains Indians	Wissler, Clark	AMS Press
391	Native American Fashion	Wood, Margaret	Van Nostrand Press
709.7	American Indian Design & Decoration	Appleton, Leroy	Scribner's Printing
709.7	Plains Indian Design Symbolology and Decoration	Ball, Gene	Buffalo Bill Historical Center
709.7	Crow Indian Art	Chandler Inst.	Chandler Inst.
709.7	Authentic Indian Designs	Naylor, Maria	Dover Press
739	Indian Jewelry Making	Branson, Oscar	Treasure Chest Pub.
745	Blackfeet Crafts	Ewers, John	Schneider Pub.
745.5	The Book of Indian Crafts & Costumes [Outfits]	Mason, Bernard	Ronald Press
745.5	New Adventures in Beading Earrings	Reid, Laura	Eagles View Pub.
745.53	The Complete Book of Tanning Skins & Furs	Churchill, James	Stackpole Books
745.53	Brain Tan Buckskin	McPherson, John	Prairie Wolf



746.4	Native Needlework: Contemporary Indian Textiles from North Dakota	N.D.Council on Arts	
746.4	Techniques of Porcupine Quill Decoration Among N.A. Indians	Orchard, Wm.C.	Museum of the American Indian
746.4	Technique of North American Beadwork	Smith, Monte	Eagle View Pub.
746.5	More Techniques of Beading Earrings	DeLange, Deon	Eagle's View Pub.
746.5	American Indian Beadwork	Hunt, Ben W.	Macmillan Press
746.5	Quill and Beadwork of the Western Sioux	Lyford, Carrie	U.S. Dept. Interior
746.5	Beadwork From American Indian Designs	Murphy, Marjorie	Watson-Guptil Pub.
746.5	Beads and Beadwork of the American Indians	Orchard, Wm.C.	Museum of the American Indian
746.5	Beaded Clothing Techniques	Spears, Theresa	Promenade Pub.
746.5	Authentic American Indian Beadwork	Stanley-Miller, Pam	Dover Pub.
746.5	A Handbook on Beads	Van Der Steen, W.	Liberty Cap Books
746.5	How to do Beadwork	White, Mary	Dover Books
781.7	A Cry From the Earth; Music of N.A. Indians	Bierhorst, John	Four Winds Press
781.7	The American Indians & Their Music	Densmore, Francis	Johnson Reprint
781.7	Chippewa Music	Densmore, Francis	Ross & Haines
781.7	Native American Music	Herndon, Marcia	Norwood Editions
781.7	Songs and Dances of the Lakota	Black Bear Ben & R.D. Theisz	North Plains Press
784.7	Dakota Odowan	Dakota Hymns	Amer.Tract Society
784.7	Songs of the Dakota Sioux	Paige, Harry W.	Westernlore Press
793.3	American Indian Ceremonial Dances	Collier, John	Crown Press
793.3	Pow Wow, Vol. I	Hungry Wolf, Adolph & Beverly	Good Med. Books
793.3	Dances of the Northern Plains	McArthur, Pat	Sask. Indian Cult.
793.3	Indian Dancing and Costumes [Outfits]	Powers, Wm. K.	Putnam Press
793.3	The Shoshoni-Crow Dance	Voget, Fred W.	Univ. OK Press



FILMS AND VIDEOS

810	Pow Wow		16mm
1777	Discovering American Indian Music		16mm
1901	Indians of the Plains; Sun Dance Ceremony		16mm
2733	Shelly Whitebird's First Pow Wow		16mm
3109	Children of the Long Beaked Bird		16mm
3731	I'd Rather Be Pow Wowing		16mm
# 3	Culture and Traditions of Montana Indians: Music Traditions		video
1243	Pow Wow		video
793.3	The Cheyenne Sun Dance	Amer. Visual Com.	slides
973.3	Pow Wow	Pub. unk.	slides
784.7	North Amer. Indian Songs	Bowmar	filmstrip
	Super Pow Wow Dance Competitions (may be purchased from: Pow Wow Video Productions ph- 306-696-2944)		Videos

CASSETTES

781.7	Chippewa War Dance Songs	Ponemah Chippewa Singers	Canyon
781.7	Peyote Songs From Rocky Boy	Rocky Boy Singers	Canyon
781.7	Cree Pow Wow Songs	Parker Singers	Canyon
781.7	Montana Grass Songs	Fort Kipp Singers	Canyon
781.7	Kahomini Songs	Bad Land Singers	Indian House
781.1	Fort Kipp Celebration	Fort Kipp Singers	Canyon
781.7	16 Sioux Songs	Poplar Juniors	Indian House
781.7	Cree Tribal Songs	Pigeon Lake Singers	
781.7	Old Songs From the Past	Blackfoot Oldtimers	Canyon
781.7	Songs From the Blood Reserve	Kai-Spai Singers	Canyon
781.7	Traditional Sioux Songs	Porcupine Singers	Canyon
781.7	Hohwosou-Lakota Sing.	Lakota Singers	
781.7	Contemporary Pow Wow Songs	Mandaree Singers	
781.7	Hidatsa Songs	Little Shell Singers	
781.7	Gourd Songs of the Kiowa	Kiowa Group Dance Singers	Canyon
781.7	War Dances of the Crow	Valley of the Chief Singers	Canyon
781.7	Crow Celebration	Various Singers	Canyon
781.7	Blackfeet Pow Wow Songs	Blackfeet Singers	Canyon
781.7	Gros Ventre Songs	Hays Singers	Canyon
781.7	Stick Game Songs	Arlee Pow Wow	Canyon
790	Hand Game Songs	Heavy Runner, Floyd	



POW WOW CALENDAR

The following is a listing of Native American Pow Wows, celebrations and cultural events that occur throughout the year. The dates are approximate since the days may vary from year-to-year, and in some cases, the celebration or pow wow may no longer be an active event. For further information regarding exact dates and schedules you might call tribal councils, cultural committees, school districts or the Indian education specialists at the state departments of public instruction. Some of the events listed below may not take place on a yearly basis, so please consult the tribes and organizations for further information.

Montana Pow Wows:

Blackfeet—

Star School Indian Days	late June	
North American Indian Days (Browning)	mid-July	(338-7276)
Heart Butte Indian Days	early July	

Crow—

Crow Fair Celebration (Crow Agency)	3rd week Aug.	(638-2601)
Big Horn Re-enactment, Custer Battlefield	4th week June	(665-1672)
American Indian World Peace Days (Hardin)	4th week June	

Flathead—

Arlee Pow Wow	1st week July	(833-3313)
St. Ignatius War Dance Championships	1st week Nov	
Buffalo Feast and Handgame Championships	3rd week May	
Chief Victor Days (Victor)	2nd week July	(642-3614)
Standing Arrow Pow Wow (Elmo)	mid-July	(849-5390)

Fort Belknap—

Milk River Indian Days	4th week July	(353-2205)
Winter Fair (Fort Belknap)	February	
Hays Fair, Pow Wow and Rodeo	mid-July	(253-2205)

Fort Peck—

Wadopana Celebration (Wolf Point)	1st week Aug.	(477-6284)
Red Bottem		
Iron Ring Celebration	3rd week July	(768-5155)
Oil Discovery Celebration	4th week August	
Bad Lands Indian Celebration (Brockton)	4th week June	(768-5151)



Northern Cheyenne—

Fourth of July Pow Wow	July 4th	
White River Cheyenne Pow Wow (Busby)	2nd week Aug.	(477-6284)

Rocky Boy—

Rocky Boy Annual Pow Wow	1st week August	
--------------------------	-----------------	--

Colleges—

Montana State University Indian Club Celebration (Bozeman)	early May	
University of Montana Kiyo Indian Days (Missoula)	late April	
MSU- Northern (Havre)	mid-May	
Carrol College (Helena)	April	
College Great Falls Indian Club Pow Wow	late April	

Urban—

Big Sky Pow Wow (Helena)	late Aug.	(800-654-9085)
Pow Wow and Celebration (Missoula)	4th week July	
National Indian Alliance Pow Wow (Butte)	mid-Sept.	(723-8262)

Other—

Colorado Indian Art Market (Denver, CO)	mid-Jan.	
Seminole Tribal Fair (Hollywood, FL)	mid-Feb.	
Red Earth Native American Cultural Festival (Oklahoma City, OK)	1st week June	
Calgary Stampede (Calgary, Alberta)	July	
Cheyenne Frontier Days (Cheyenne, WY)	4th week July	
Fort Totten Annual Wacipi (Ft. Totten, ND)	4th week July	
Shoshone Bannock Pow Wow (Ft. Hall, ID)	1st wk Aug.	
Nez Perce Pow Wow (Kamiah, ID)	mid-Aug.	
Gallup Intertribal Indian Ceremonial (Gallup, NM)	mid-Aug.	
Fallon Indian Rodeo & Pow Wow (Fallon, NV)	mid-Aug.	
Rosebud Pow Wow (Rosebud, SD)	mid-Aug.	
Standing Rock Annual Pow Wow (Fort Yates, ND)	1st week Aug.	
Oglala Nation Fair & Rodeo (Pine Ridge, SD)	1st week Aug.	



Annual Piegan Indian Days (Brocket, Alberta)	2nd week Aug.
Omak Stampede, Encampment and Rodeo (Omak, WA)	2nd week Aug.
Little Shell Pow Wow (Newtown, ND)	2nd week Aug.
Shoshone-Bannock Festival (Ft. Hall, ID)	2nd week Aug.
Annual Chief Seattle Days (Suquamish, WA)	3rd week Aug.
Chief Looking Glass Pow Wow (Kamiah, ID)	3rd week Aug.
Puyallup Annual Pow Wow and Salmon Bake (Tacoma, WA)	1st week Sept.
Annual Spokane Tribal Fair and Pow Wow (Spokane, WA)	1st week Sept.
Annual Turtle Mt. Pow Wow (Belcourt, ND)	1st week Sept.
Cheyenne River Labor Day Pow Wow (Eagle Butte, SD)	1st week Sept.
Navajo Nation Fair (Window Rock, AZ)	1st week Sept.
United Tribes Pow Wow (Bismarck, ND)	1st week Sept.
Indian Days/Calif. Expo (Sacramento, CA)	mid-Sept.
Pendleton Roundup (Pendleton, OR)	2nd week Sept.
Paucatuck Eastern Pequot Harvest Moon Pow Wow (Old Saybrook, CN)	2nd week Oct.
Four Nations Pow Wow (Lapwai, ID)	4th week Oct.
Veteran's Day Pow Wow (Chemawa Indian School Salem, OR)	2nd week Nov.
Annual Veteran's Pow Wow (Hobbema, Alb)	2nd week Nov.
Metis Association Dance (Bonnyville, Alb)	December
Annual Christmas Celebration (Umatilla, OR)	December



CONTRIBUTORS

I would like to thank the following individuals for their help, suggestions, critique and confidence. This booklet would not have become a reality without their participation.

- Jimmie Egewa, Indian Education Director, Tacoma Public Schools, Tacoma, WA
- Dr. Deborah Wetsit, Professor, University of Montana, Missoula, MT
- Aggie Little Wind, Fort Totten, ND
- Clifford Little Wind, Fort Totten, ND
- Noreen Smoky - Smith, Director, Indian Education, Portland Public Schools, Portland, OR
- Anita Tjinnsijinnie, Torreon, NM
- Robin Butterfield, Indian Education/Civil Rights Coordinator, Oregon Dept. Education, Salem, OR
- Freddie Lee Hunter, Casey Family Foundation, Missoula, MT
- Theodora Weatherwax, Teacher, Browning Public Schools, Browning, MT
- Jerry Brown, Director, Race and Desegregation Center, Denver, CO
- Patsy Martin, Supervisor, Indian Education, Washington Office of Public Instruction, Olympia, WA



POW WOW QUESTIONS

- What happens at the closing ceremonies?
- What is the role of the MC ?
- When are pow wows held?
- How long do pow wows last?
- What is the role of elders at pow wows?
- What does the prize money signify when placed in front of a dancer?
- How are dancers and singers judged?
- Why are photos and tapes not allowed at pow wows?
- What is the whip man/women, or floor manager? And what is their function during the pow wow?
- What is the host drum and what do they do?
- Who are the concessionaires and should they sell or not sell?
- What is a 49er?
- What are exhibition dances?
- What is the make up of a Pow Wow Committee?
- What is a Tremole (trill)?
- What is a name giving ceremony and what is the significance?
- What is meant by *whistle the drum*?
- What, generally, are the rules about drugs and alcohol at a pow wow?




Please define the following:


- Crow Belt
- Manipe
- Round Dance (style)
- Crow Hop (style)
- Owl Dance (style)
- Why is generosity, at a pow wow, important to Indian people?
- The practice of throwing a shawl, blanket or money in front of a dancer for them to dance over.



NOTES:



NOTES:





U.S. Department of Education
Office of Educational Research and Improvement (OERI)
National Library of Education (NLE)
Educational Resources Information Center (ERIC)



REPRODUCTION RELEASE

(Specific Document)

I. DOCUMENT IDENTIFICATION:

Title: Your Guide to Understanding and Enjoying Powwows	
Author(s):	
Corporate Source: Montana Office of Public Instruction	Publication Date: 1997

II. REPRODUCTION RELEASE:

In order to disseminate as widely as possible timely and significant materials of interest to the educational community, documents announced in the monthly abstract journal of the ERIC system, *Resources in Education* (RIE), are usually made available to users in microfiche, reproduced paper copy, and electronic media, and sold through the ERIC Document Reproduction Service (EDRS). Credit is given to the source of each document, and, if reproduction release is granted, one of the following notices is affixed to the document.

If permission is granted to reproduce and disseminate the identified document, please CHECK ONE of the following three options and sign at the bottom of the page.

The sample sticker shown below will be affixed to all Level 1 documents

The sample sticker shown below will be affixed to all Level 2A documents

The sample sticker shown below will be affixed to all Level 2B documents

PERMISSION TO REPRODUCE AND DISSEMINATE THIS MATERIAL HAS BEEN GRANTED BY

Sample

TO THE EDUCATIONAL RESOURCES INFORMATION CENTER (ERIC)

1

PERMISSION TO REPRODUCE AND DISSEMINATE THIS MATERIAL IN MICROFICHE, AND IN ELECTRONIC MEDIA FOR ERIC COLLECTION SUBSCRIBERS ONLY, HAS BEEN GRANTED BY

Sample

TO THE EDUCATIONAL RESOURCES INFORMATION CENTER (ERIC)

2A

PERMISSION TO REPRODUCE AND DISSEMINATE THIS MATERIAL IN MICROFICHE ONLY HAS BEEN GRANTED BY

Sample

TO THE EDUCATIONAL RESOURCES INFORMATION CENTER (ERIC)

2B

Level 1

↑

Level 2A

↑

Level 2B

↑

Check here for Level 1 release, permitting reproduction and dissemination in microfiche or other ERIC archival media (e.g., electronic) and paper copy.

Check here for Level 2A release, permitting reproduction and dissemination in microfiche and in electronic media for ERIC archival collection subscribers only

Check here for Level 2B release, permitting reproduction and dissemination in microfiche only

Documents will be processed as indicated provided reproduction quality permits.
If permission to reproduce is granted, but no box is checked, documents will be processed at Level 1.

I hereby grant to the Educational Resources Information Center (ERIC) nonexclusive permission to reproduce and disseminate this document as indicated above. Reproduction from the ERIC microfiche or electronic media by persons other than ERIC employees and its system contractors requires permission from the copyright holder. Exception is made for non-profit reproduction by libraries and other service agencies to satisfy information needs of educators in response to discrete inquiries.

Sign here, please →

Signature: <i>Denise Jemeau</i>	Printed Name/Position/Title: <i>Indian Education Specialist</i>	
Organization/Address:	Telephone:	FAX:
	E-Mail Address:	Date:



III. DOCUMENT AVAILABILITY INFORMATION (FROM NON-ERIC SOURCE):

If permission to reproduce is not granted to ERIC, or, if you wish ERIC to cite the availability of the document from another source, please provide the following information regarding the availability of the document. (ERIC will not announce a document unless it is publicly available, and a dependable source can be specified. Contributors should also be aware that ERIC selection criteria are significantly more stringent for documents that cannot be made available through EDRS.)

Publisher/Distributor:
Address:
Price:

IV. REFERRAL OF ERIC TO COPYRIGHT/REPRODUCTION RIGHTS HOLDER:

If the right to grant this reproduction release is held by someone other than the addressee, please provide the appropriate name and address:

Name:
Address:

V. WHERE TO SEND THIS FORM:

Send this form to the following ERIC Clearinghouse:

However, if solicited by the ERIC Facility, or if making an unsolicited contribution to ERIC, return this form (and the document being contributed) to:

ERIC Processing and Reference Facility
4483-A Forbes Boulevard
Lanham, Maryland 20706

Telephone: 301-552-4200

Toll Free: 800-799-3742

FAX: 301-552-4700

e-mail: ericfac@inet.ed.gov

WWW: <http://ericfac.piccard.csc.com>