

DOCUMENT RESUME

ED 450 838

JC 010 214

AUTHOR Laurente, ZoAnne; Sheldon, Debra
TITLE Report on Local Investments of Partnership Funds:
Expenditures for 1998-99 and 1999-00.
INSTITUTION California Community Colleges, Sacramento. Office of the
Chancellor.
PUB DATE 2000-09-00
NOTE 171p.
PUB TYPE Numerical/Quantitative Data (110) -- Reports - Descriptive
(141) -- Tests/Questionnaires (160)
EDRS PRICE MF01/PC07 Plus Postage.
DESCRIPTORS *Community Colleges; *Educational Finance; *Educational
Planning; Financial Support; State Government; *State School
District Relationship; Two Year Colleges
IDENTIFIERS *California Community Colleges

ABSTRACT

This Report on Local Investments of Partnership Funds has been created to show how California Community College districts have been using their Partnership for Excellence dollars for the 1998-99 and the 1999-00 fiscal years. Each district's page includes information separated into the six PFE goal areas: (1) Transfer; (2) Degrees and Certificates; (3) Successful Course Completion; (4) Workforce Preparation; (5) Basic Skills; and (6) Other activities which may cover more than one goal. The grand totals from all of the 108 colleges are provided on a statewide summary sheet. The State has appropriated \$100 million in 1998-99, \$145 million in 1999-00, and \$300 million in 2000-01 for the Partnership. Various funding strategies have been employed in response to the perceived stability of the PFE funding. Some colleges have used PFE monies as augmentations to existing core expenditures already targeting the goals; other colleges used the PFE funds as new dollars that can be counted on for sustained programming, including development and implementation on a larger scale. Appendices include Chaptered Legislation on Partnership for Excellence and Survey for Update of Partnership for Excellence "Report of Reports." (JA)

Report on Local Investments of Partnership Funds

September
2000

Expenditures for 1998-99 and 1999-00

U.S. DEPARTMENT OF EDUCATION
Office of Educational Research and Improvement
EDUCATIONAL RESOURCES INFORMATION
CENTER (ERIC)

- This document has been reproduced as received from the person or organization originating it.
- Minor changes have been made to improve reproduction quality.
- Points of view or opinions stated in this document do not necessarily represent official OERI position or policy.

PERMISSION TO REPRODUCE AND
DISSEMINATE THIS MATERIAL HAS
BEEN GRANTED BY

T. J. Nussbaum

TO THE EDUCATIONAL RESOURCES
INFORMATION CENTER (ERIC)

1



Chancellor's Office
California Community Colleges

JC 010 214



Members of the Board

Amy B. Dean
San Jose

Phillip J. Forhan
Fresno

Julie Korenstein
Tarzana

Thomas F. Kranz
Los Angeles

Richard H. Leib
Solana Beach

Irene M. Menegas
Pleasant Hill

Robert L. Moore
Los Angeles

John W. Rice
Palo Alto

Matthew D. Roy
Sacramento

Roger M. Schrimp
Oakdale

Patricia G. Siever
Culver City

Rosemary E. Thakar
San Francisco

Catherine L. Unger
Los Angeles

Leslie Wang
Stockton

Officers of the Board

Rosemary E. Thakar, *President*
Thomas F. Kranz, *Vice President*

Roger M. Schrimp, *Past President*

Roger M. Schrimp, *CPEC Representative*
Phillip J. Forhan, *CPEC Alternate*

Office of the Chancellor

Thomas J. Nussbaum
Chancellor

Ralph Black
General Counsel

Christopher L. Cabaldon
*Vice Chancellor for
Policy, Planning, and External Affairs*

Gus Guichard
Vice Chancellor for Human Resources

Judith R. James
*Vice Chancellor for
Student Services and Special Programs*

Glee Johnson
Senior Advisor to the Chancellor

Patrick J. Lenz
Executive Vice Chancellor

Victoria P. Morrow
*Vice Chancellor for
Educational Services and Economic Development*

Report on Local Investments of Partnership Funds

Expenditures for 1998-99 and 1999-00

September 2000

Prepared by
Zoanne Laurente and Debra Sheldon
of the Research and Planning Unit
Policy, Planning, and External Affairs Division
Chancellor's Office, California Community Colleges
1102 Q Street
Sacramento, California 95814-6511
(916) 327-5887
Fax (916) 327-5889
E-Mail Address: DSheldon@cccco.edu

Table of Contents

Preface	<i>i</i>
Executive Summary	<i>iii</i>
Statewide Summary	1
Partnership for Excellence Local Investments, by District, in Alphabetical Order	5
Appendix A Chartered Legislation on Partnership for Excellence (Education Code Section 84754)	
Appendix B Survey for Update of Partnership for Excellence “Report of Reports” August 1 through September 30, 1999	

Preface

This *Report on Local Investments of Partnership Funds*¹ has been created to show how California Community College districts have been using their Partnership for Excellence dollars for the 1998-99 and the 1999-00 fiscal years. All 108² colleges provided information, which was gathered through the PFE district reporting surveys and submitted to this office during late 1999 and early 2000. We asked districts and/or colleges to report data on the Partnership activities being undertaken for each goal, the numbers of faculty and staff to be hired, and the amounts of money which were being allocated for each of the various activities.

In our ongoing effort to make the report more useful to our readers, we have made improvements in the presentation of the information. The new report provides a clear and compact single-page summary of each district's expenditures for the two fiscal years reviewed. Each district and/or college page includes the information organized by the six Partnership goal areas: Transfer, Degrees and Certificates, Successful Course Completion, Workforce Preparation, Basic Skills, and Other activities which may cover more than one goal. Easy-to-read bar graphs complement the tabulations of goal-specific fund amounts and hires, to assist readers in interpreting key figures.

Our appreciation is extended to each of the local district and/or college contacts who provided the data for this report and to the following Chancellor's Office staff who were largely responsible for making this report a reality: Debra Sheldon for the final steps, ZoAnn Laurente for extensive redesign of the survey presentation formats and tabulations of the individual district and statewide information, Jeannine Clemons for the report layout and graphics, and Willard Hom for developing the survey instrument.

Any comments or questions about the report may be directed to Debra Sheldon, (916) 322-2818 or via e-mail at DSheldon@cccco.edu.

Christopher Cabaldon, Vice Chancellor
Policy, Planning, and External Affairs Division
September 2000

¹ formerly entitled the *Partnership for Excellence REPORT of Reports*

² This number includes the new Copper Mountain College campus that is in the process of being accredited.

Executive Summary

Background of the Partnership for Excellence

The Partnership for Excellence is a mutual commitment by the State of California and the California Community Colleges system to expand significantly the contribution of the community colleges to the social and economic success of California. It is structured in phases, with substantial financial investment by the State in exchange for a credible commitment from the System to specific student and performance outcomes.

As its responsibility within the Partnership, the System shall commit to achieving by 2005 outcomes which reflect high priority policy objectives of the State. The performance outcomes are derived from the mission of the California Community Colleges, and are projected from 1997-98 or 1998-99 data, depending upon the goal. Through the year 2000-01, Partnership for Excellence goals are state-level only and funds are allocated on a Full-Time Equivalent Student (FTES) basis. (See Appendix A for the complete legislative text of the Partnership for Excellence.)

After extensive consultation, five performance goals were established in the areas of transfer, degrees and certificates, successful course completion, workforce development, and basic skills improvement. A recent report entitled, *System Performance on Partnership for Excellence Goals*³ (July 2000) presents district- and college-level MIS baseline information specific to the system-wide goals for three fiscal year periods, 1996-97, 1997-98, and 1998-99.

The State has appropriated \$100 million in 1998-99, \$145 million in 1999-00, and \$300 million in 2000-01 for the Partnership.

The Report on Local Investments of Partnership Funds – Investments for 1998-99 & 1999-00

This report provides a summary of the investments submitted by the colleges for the *Report on Local Investments of Partnership Funds*. (See Appendix B for the district reporting survey.) It was compiled to show how California's community college districts used their allocation of PFE funds for the 1998-99 fiscal year, and how they planned to use additional funds for the 1999-00 fiscal year. Districts/colleges were asked to provide information on their PFE plans and activities being undertaken for each goal area; the number of faculty and staff to be hired; and the amounts of money which were being allocated for those different activities. Reports to the Chancellor's Office came by request during late 1999 and early 2000. The *Report on Local Investments* is based on complete material from 106 of our colleges and partial information from 2 colleges.

³ formerly *The Partnership for Excellence FACT Book*

Overview

The California Community College system is using the Partnership for Excellence funds to initiate, augment and expand programs, activities, and services that will contribute to the identified goals. The survey of colleges asked for investment information tied to activities for each of the goals. Taken as a whole, they provide an overall impression of the kinds of areas that are receiving additional attention. Some funds build the capacity of the college to deliver a wide range of improvements across the college (including staff development and technological infrastructure); still others expand the hours of operation, provide additional faculty and staffing, and offer new programs or services which target known needs previously unaddressed.

Our impressionistic analysis has revealed that various funding strategies have been employed in response to the perceived stability of the PFE funding. The stability of PFE dollars has affected planning for improvements and approaches to their use. Some colleges have used PFE monies as augmentations to existing core expenditures already targeting the goals; other colleges used the PFE funds as new dollars that can be counted on for sustained programming, including development and implementation on a larger scale. Often, the integration of these funds with other funds to accomplish what, in so many cases, were existing college goals, also leaves absent the total amount of investments on the target goals and how they extend, and are interwoven with previous efforts. Therefore, conclusions about the merits of the particular investments and their ability to deliver on goals cannot be easily drawn. This report does not contain sufficient information to derive such inferences. What it does provide is indication that every area of instruction and student services is being brought into the effort to reach the PFE goals by 2005.

Systemwide Quantitative Summary and Summaries by Goal

This year's report provides on a single page, a clear and compact summary of each district's investments for the two fiscal years reviewed. Each district's page includes information separated into the six PFE goal areas: (1) Transfer; (2) Degrees and Certificates; (3) Successful Course Completion; (4) Workforce Preparation; (5) Basic Skills; and (6) Other activities which may cover more than one goal. The grand totals from all of the 108 colleges are provided on a statewide summary sheet immediately following this executive summary. The Statewide Summary shows that colleges reported either actual or planned hires of 341⁴ full-time faculty, 1,559⁴ part-time faculty, and 242⁴ non-instructional staff in the 1998-99 fiscal year, and 513⁴ full-time faculty, 1,438⁴ part-time faculty, and 333⁴ non-instructional staff in the 1999-00 fiscal year. In addition, the compilation of the individual college and district reports shows that total investments were \$97,891,027⁵ for the 1998-99 fiscal year, and \$146,373,862⁵ for the 1999-00 fiscal year.

⁴ Please see page vi of this Executive Summary, the "Notes to the Report" section for qualifications regarding these figures for actual and/or planned hires.

⁵ Dollar amounts do not total \$100,000,000 for the 1998-99 fiscal year or \$145,000,000 for fiscal year 1999-00 since districts carried over funds to the following year.

Understanding that many activities cross all the Partnership for Excellence goals, investments break down in the following ways:

For **Goal 1 – Transfer**, colleges reported:

- Estimated investments for the 1998-99 fiscal year of \$10,427,839
- Estimated investments for the 1999-00 fiscal year of \$13,365,374

For **Goal 2 – Degrees and Certificates**, colleges reported:

- Estimated investments for the 1998-99 fiscal year of \$6,736,859
- Estimated investments for the 1999-00 fiscal year of \$9,312,461

For **Goal 3 – Successful Course Completion**, colleges reported:

- Estimated investments for the 1998-99 fiscal year of \$17,165,161
- Estimated investments for the 1999-00 fiscal year of \$19,805,410

For **Goal 4 – Workforce Development**, colleges reported:

- Estimated investments for the 1998-99 fiscal year of \$5,912,160
- Estimated investments for the 1999-00 fiscal year of \$7,146,862

For **Goal 5 – Basic Skills**, colleges reported:

- Estimated investments for the 1998-99 fiscal year of \$6,674,667
- Estimated investments for the 1999-00 fiscal year of \$9,243,808

For **Goal 6 – Activities Which May Serve Several Goals**, colleges reported:

- Estimated investments for the 1998-99 fiscal year of \$50,974,341
- Estimated investments for the 1999-00 fiscal year of \$87,499,948

Areas of Focused Attention

In general, colleges are dedicating their attention and funding to the following areas.

Student Services: Based on the information provided, it seems that the colleges believe that the expansion of student services is critical to successful attainment of the Partnership goals. 106 of the 108 colleges indicated hiring expenditures in this area including increases in the number of counselors; tutoring services; education advisors; DSPS – Bridge program and other support; student outreach, Evaluation and Articulation Officers; Financial Aid Officers; admissions and records support; Transfer Center Directors and support staff; and Student Services support in general. Investments in this area represent 22.38 percent of total expenditures for the 1998-99 and 21.68 percent of total expenditures for 1999-00.

Instructional Areas: Only 2 colleges did not report expenditure plans in this area. The 106 colleges reported monies being spent on hiring of additional faculty in Basic Skills, Math, and English and various disciplines and workforce development; hiring of librarians; providing faculty and staff development; and curriculum development. This area of focused attention – on increased faculty, instructional support and curriculum – represents the largest proportional share

of investments, representing 31.82 percent of the total for 1998-99, and 31.92 percent of the total for 1999-00.

Remedial/Basic Skills: Two-thirds of the colleges reported expenditures to enhance writing, language, and testing labs; to expand course offerings especially in English as a Second Language (ESL); enhanced Career Centers; and acquisition of additional learning resources. Investments in this area represent 4.63 percent of total 1998-99 expenditures, and 5.68 percent of total 1999-00 expenditures.

Non-Instructional Areas: Activities in this area focus on enhancing services and resources to support instruction and student services. They include expansion of library services (hours of operation, support staff, and book purchases and subscriptions); hiring Learning Center Directors; distance learning; computer support services; computer labs; technical training of faculty; upgraded software; computer network software and support; multi-media resources; enhancement of campus research capability; and hiring researchers. Investments in this area, from 105 of the 108 colleges reporting, represent 26.28 percent of the total for 1998-99 and 24.24 percent of the total for 1999-00.

Infrastructure and Facilities: Almost two-thirds (69 of 108 or 63.88 percent) of the colleges reported planned or implemented improvements to facilities and other infrastructure enhancements. Some of these funds will be spent to acquire or expand off-site facilities for increased course offerings related to the Partnership for Excellence. Other expenditures include salaries for custodial staff, renovation of labs; renovation of classrooms and equipment; information technology infrastructure; replacement of classroom furniture; and other improvements to campus facilities. Some of the expenditures in the first year are viewed as "one-time only" in nature and represent 13.42 percent of total 1998-99 expenditures, while total expenditures drop in 1999-00 to only 7.78 percent of total investments in this area.

The remaining 1.47 percent of total expenditures for 1998-99 and 8.70 percent for 1999-00 spread amongst 29 colleges, either had not yet been allocated at the time of the survey, were being used to supplement baseline budgets across all categories, or were set aside for contingencies or miscellaneous projects and programs.

Notes to the Report

The Chancellor's Office obtained detailed reports from all 108 of the California Community Colleges. State Center and Palomar districts provided activity information and financial data, but did not categorize information by the Partnership goals. Also, although all districts provided information on the number of hires made with Partnership funds, in many cases the data they reported were problematic.

Districts were asked to report the number of non-duplicated *new persons* hired in the 1998-99 and 1999-00 fiscal years using PFE funds. Although many districts reported information correctly, others reported FTEs (Mendocino is an example) instead of persons, double-counted persons from one year to the next, or reported new hires regardless of whether or not they were

funded out of Partnership dollars. Since often it was not possible to determine if a district's hiring figures reflected one or more of these assumptions, all hiring totals are being reported as the Research and Planning staff received them. Consequently, hiring figures, especially statewide totals presented in this report, should be taken as rough estimates only.

In reviewing and presenting financial and goal-related information provided by districts and colleges, Research and Planning staff made two adjustments to the data in creating district and statewide summary sheets. First, since State Center and Palomar districts were missing information relating investments to PFE goals, their financial figures were assigned to Goal 6 – activities which may serve several goals. Second, since some districts or colleges indicated funds that were carried over, their expenditure totals for that year were reduced by the carry-over amount and that amount was added to the following year's totals, if the district had not already done so.

As a final note, district and statewide investment totals related to the first five goal areas most likely understate the true amount invested towards those goals. A portion of the sixth goal area – activities which may serve several goals, which often has the largest total, could reasonably be attributed to any or all of the first five goals. Since the true proportions of these amounts are unknown, Research and Planning staff did not attempt to distribute them amongst the first five goal areas, but, with the exceptions already mentioned, reported them as they were received.

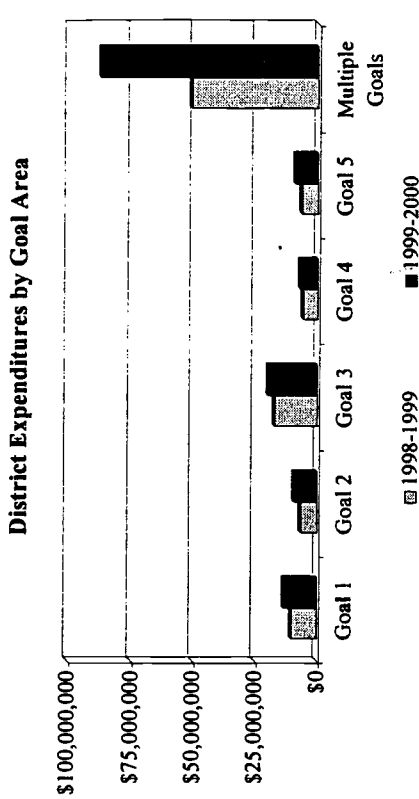
Statewide Summary

Statewide Summary

PARTNERSHIP FOR EXCELLENCE
REPORT ON LOCAL INVESTMENTS OF PARTNERSHIP FUNDS
Academic and Fiscal Years 1998-1999 and 1999-2000

STATEWIDE SUMMARY

Total Funds Allocated to Districts	1998-1999	1999-2000
	\$100,000,000	\$145,000,000
Percent of Statewide Allocation	100.0%	100.0%
Expenditures by Goal* Area	1998-1999	1999-2000
Goal 1	\$10,427,839	\$13,365,374
Goal 2	\$6,736,859	\$9,312,461
Goal 3	\$17,165,161	\$19,805,410
Goal 4	\$5,912,160	\$7,146,862
Goal 5	\$6,674,667	\$9,243,808
Multiple Goals	\$50,974,341	\$87,499,948



Actual and/or Planned (individual, not FTE) Hires with PFE funds:

	1998-1999	1999-2000
Full-time, Contract/Regular Faculty	289.9	482.6
Full-time, Temporary Faculty	51.0	30.5
Part-time, Temporary Faculty	1,558.5	1,438.4
Educational Administrators	23.5	35.5
Classified Permanent/Probationary (Full-time employees only)	218.0	297.0

District Hires with PFE Funds

District Contact: See individual Districts
 CCCC Website: <http://www.cccco.edu>

Chancellor's Office Contact: Debra K. Sheldon
 Phone Number: (916) 322-2818
 Email: DSheldon@cccoco.edu

* Goal 1 = Transfer and Transfer Prepared, Goal 2 = Degrees and Certificates, Goal 3 = Successful Course Completion, Goal 4 = Workforce Development, Goal 5 = Basic Skills Improvement.

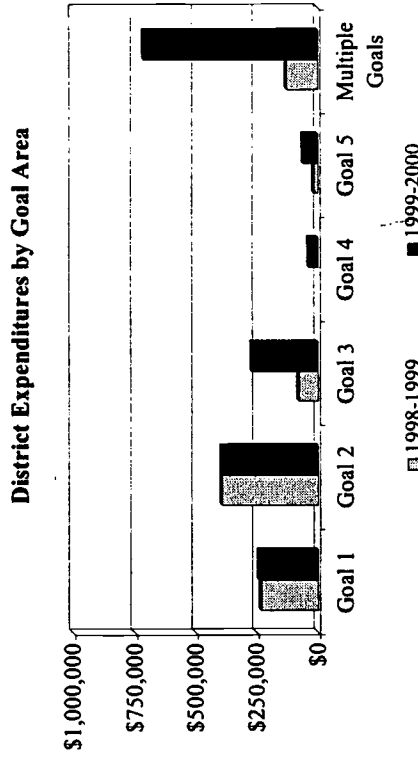
Local Investments by District

Local Investments by District

PARTNERSHIP FOR EXCELLENCE
REPORT ON LOCAL INVESTMENTS OF PARTNERSHIP FUNDS
Academic and Fiscal Years 1998-1999 and 1999-2000

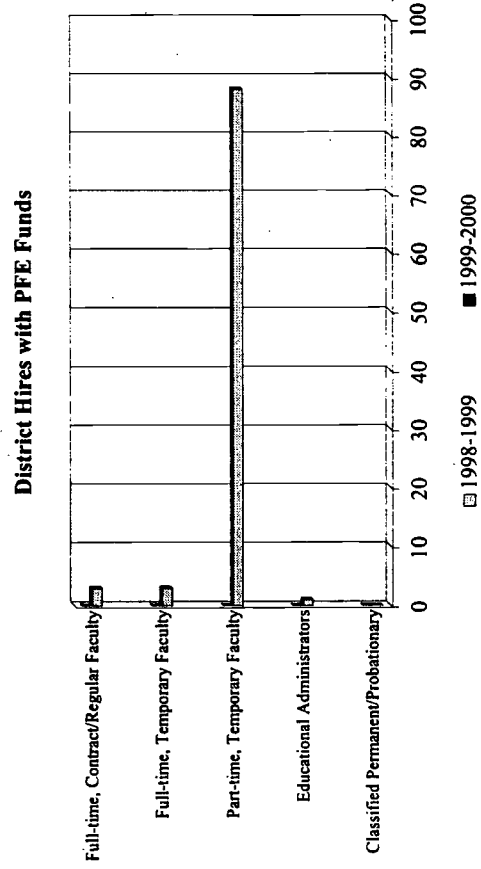
**District Status Report for
Allan Hancock Joint**

	1998-1999	1999-2000
Total Funds Allocated to District	\$850,472	\$1,218,236
Percent of Statewide Allocation	0.9%	0.8%
Expenditures by Goal* Area	1998-1999	1999-2000
Goal 1	\$232,000	\$240,000
Goal 2	\$394,000	\$394,000
Goal 3	\$79,364	\$271,000
Goal 4		\$37,000
Goal 5	\$17,000	\$60,611
Multiple Goals	\$128,108	\$715,000



Actual and/or Planned (individual, not FTE) Hires with PFE funds:

	1998-1999	1999-2000
Full-time, Contract/Regular Faculty	3	0
Full-time, Temporary Faculty	3	0
Part-time, Temporary Faculty	88	0
Educational Administrators	1	0
Classified Permanent/Probationary (Full-time employees only)	0	0



District Contact:
Phone Number:
Email:


Chancellor's Office Contact: Debra K. Sheldon
Phone Number: (916) 322-2818
Email: DSheldon@cccco.edu

* Goal 1 = Transfer and Transfer Prepared, Goal 2 = Degrees and Certificates, Goal 3 = Successful Course Completion, Goal 4 = Workforce Development, Goal 5 = Basic Skills Improvement

PARTNERSHIP FOR EXCELLENCE
REPORT ON LOCAL INVESTMENTS OF PARTNERSHIP FUNDS
Academic and Fiscal Years 1998-1999 and 1999-2000

District Status Report for
Antelope Valley

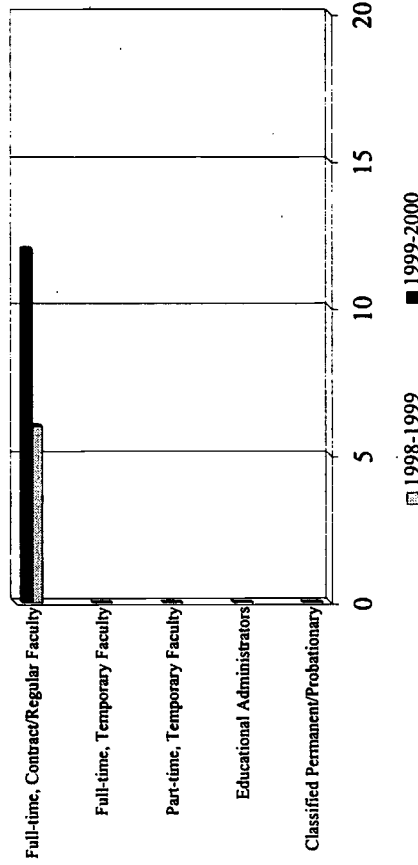
	1998-1999	1999-2000
Total Funds Allocated to District	\$747,958	\$1,106,070
Percent of Statewide Allocation	0.7%	0.8%
Expenditures by Goal* Area	1998-1999	1999-2000
Goal 1	\$85,913	\$85,913
Goal 2	\$119,519	\$119,519
Goal 3	\$35,550	\$35,550
Goal 4	\$166,496	\$166,496
Goal 5	\$158,206	\$158,206
Multiple Goals	\$182,274	\$540,386



Actual and/or Planned (individual, not FTE) Hires with PFE funds:

	1998-1999	1999-2000
Full-time, Contract/Regular Faculty	6	12
Full-time, Temporary Faculty	0	0
Part-time, Temporary Faculty	0	0
Educational Administrators	0	0
Classified Permanent/Probationary (Full-time employees only)	0	0

District Hires with PFE Funds



District Contact: Ann W. Tomlinson
 Phone Number: 661-722-6537
 Email: atomlinson@avc.edu

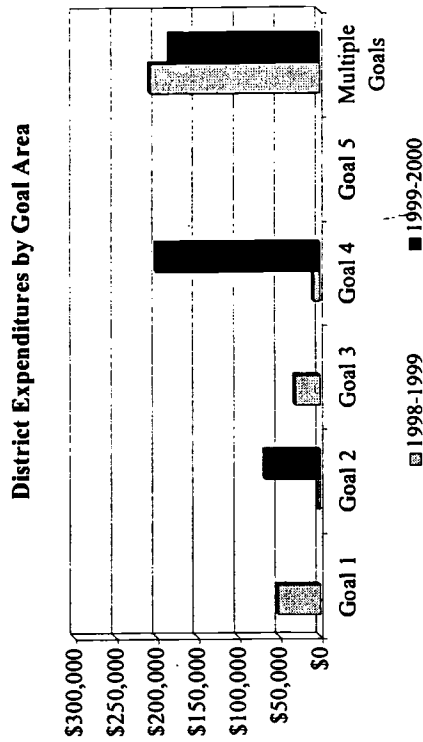
Chancellor's Office Contact: Debra K. Sheldon
 Phone Number: (916) 322-2818
 Email: DSheldon@ccccco.edu

* Goal 1 = Transfer and Transfer Prepared, Goal 2 = Degrees and Certificates, Goal 3 = Successful Course Completion, Goal 4 = Workforce Development, Goal 5 = Basic Skills Improvement.

PARTNERSHIP FOR EXCELLENCE
REPORT ON LOCAL INVESTMENTS OF PARTNERSHIP FUNDS
Academic and Fiscal Years 1998-1999 and 1999-2000

**District Status Report for
Barstow**

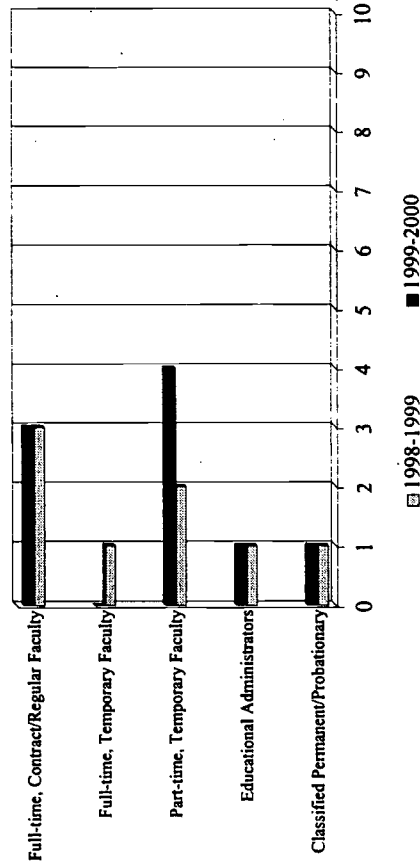
	1998-1999	1999-2000
Total Funds Allocated to District	\$300,000	\$450,000
Percent of Statewide Allocation	0.3%	0.3%
Expenditures by Goal* Area		
Goal 1	\$51,650	
Goal 2	\$2,700	\$67,000
Goal 3	\$30,460	
Goal 4	\$7,600	\$200,000
Goal 5		
Multiple Goals	\$207,590	\$183,000



Actual and/or Planned (individual, not FTE) Hires with PFE funds:

	1998-1999	1999-2000
Full-time, Contract/Regular Faculty	3	3
Full-time, Temporary Faculty	1	0
Part-time, Temporary Faculty	2	4
Educational Administrators	1	1
Classified Permanent/Probationary (Full-time employees only)	1	1

District Hires with PFE Funds



District Contact: Gary W. Rourke
Phone Number: (760) 252-2411 ext 7224
Email: gourke@barstow.cc.ca.us


Chancellor's Office Contact: Debra K. Sheldon
Phone Number: (916) 322-2818
Email: DSheldon@ccccc.edu

* Goal 1 = Transfer and Transfer Prepared, Goal 2 = Degrees and Certificates, Goal 3 = Successful Course Completion, Goal 4 = Workforce Development, Goal 5 = Basic Skills Improvement.

PARTNERSHIP FOR EXCELLENCE
REPORT ON LOCAL INVESTMENTS OF PARTNERSHIP FUNDS
Academic and Fiscal Years 1998-1999 and 1999-2000

District Status Report for
Butte-Glenn Community College District

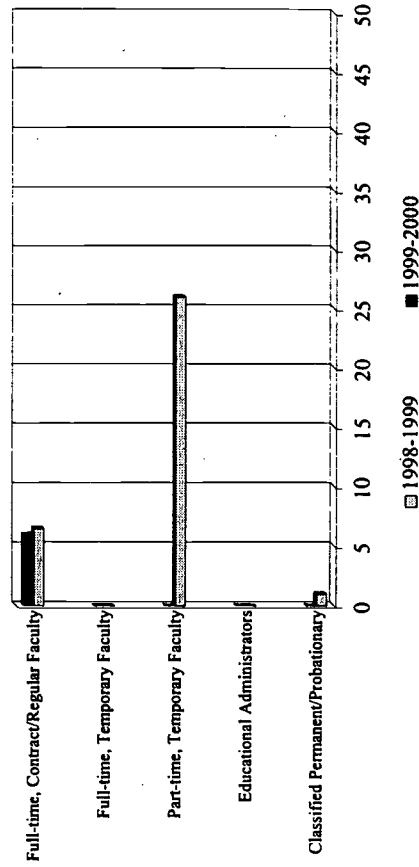
	1998-1999	1999-2000
Total Funds Allocated to District	\$1,040,761	\$1,545,177
Percent of Statewide Allocation	1.0%	1.1%
Expenditures by Goal* Area	1998-1999	1999-2000
Goal 1		
Goal 2		
Goal 3		
Goal 4		
Goal 5		
Multiple Goals	\$1,040,761	\$1,545,177



Actual and/or Planned (individual, not FTE) Hires with PFE funds:

	1998-1999	1999-2000
Full-time, Contract/Regular Faculty	7	6
Full-time, Temporary Faculty	0	0
Part-time, Temporary Faculty	26	0
Educational Administrators	0	0
Classified Permanent/Probationary (Full-time employees only)	1	0

District Hires with PFE Funds



District Contact: Martha Wescoat-Andes
 Phone Number: (530) 895-2353
 Email: AndesMa@butte.cc.ca.us

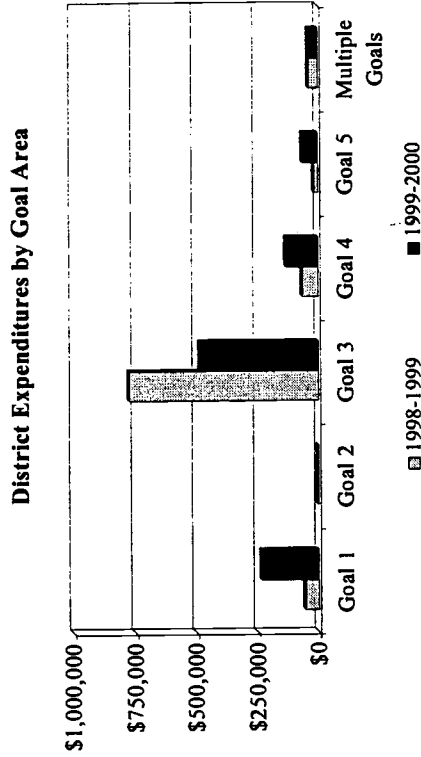
Chancellor's Office Contact: Debra K. Sheldon
 Phone Number: (916) 322-2818
 Email: DSheldon@cccoco.edu

* Goal 1 = Transfer and Transfer Prepared, Goal 2 = Degrees and Certificates, Goal 3 = Successful Course Completion, Goal 4 = Workforce Development, Goal 5 = Basic Skills Improvement.

PARTNERSHIP FOR EXCELLENCE
REPORT ON LOCAL INVESTMENTS OF PARTNERSHIP FUNDS
Academic and Fiscal Years 1998-1999 and 1999-2000

**District Status Report for
 Cabrillo**

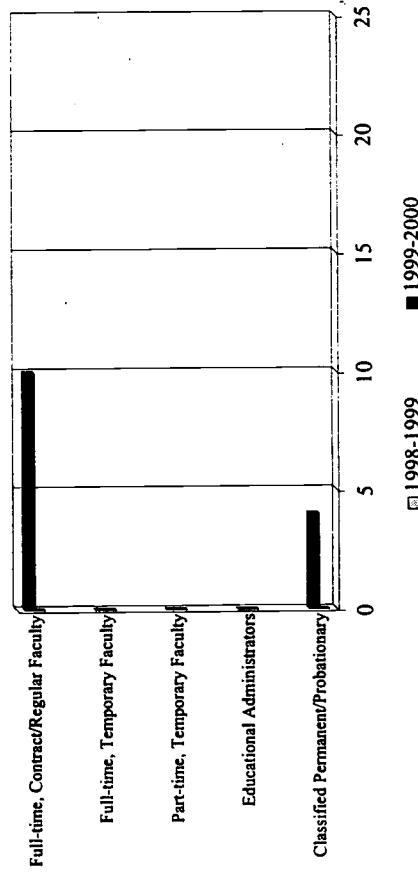
	1998-1999	1999-2000
Total Funds Allocated to District	\$989,652	\$1,444,543
Percent of Statewide Allocation	1.0%	1.0%
Expenditures by Goal* Area	1998-1999	1999-2000
Goal 1	\$55,107	\$235,077
Goal 2	\$3,200	\$1,200
Goal 3	\$776,387	\$485,091
Goal 4	\$64,984	\$131,306
Goal 5	\$16,992	\$63,996
Multiple Goals	\$38,607	\$38,607



Actual and/or Planned (individual, not FTE) Hires with PFE funds:

	1998-1999	1999-2000
Full-time, Contract/Regular Faculty	0	10
Full-time, Temporary Faculty	0	0
Part-time, Temporary Faculty	0	0
Educational Administrators	0	0
Classified Permanent/Probationary (Full-time employees only)	0	4

District Hires with PFE Funds



District Contact: Pegi Ard
 Phone Number: 831-479-6292
 Email: peard@cabrillo.cc.ca.us

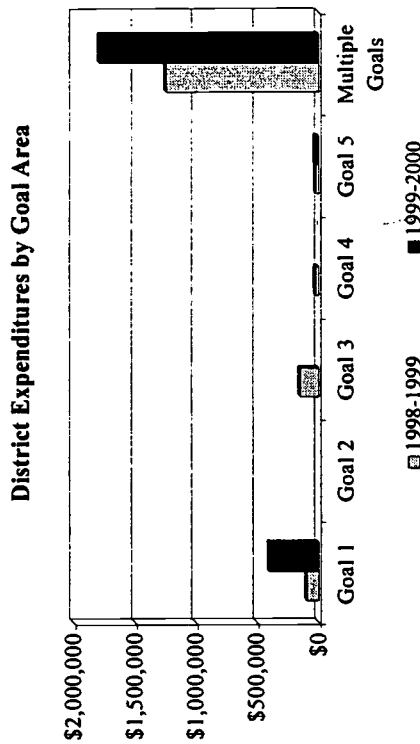
Chancellor's Office Contact: Debra K. Sheldon
 Phone Number: (916) 322-2818
 Email: DSheldon@cccoco.edu

* Goal 1 = Transfer and Transfer Prepared, Goal 2 = Degrees and Certificates, Goal 3 = Successful Course Completion, Goal 4 = Workforce Development, Goal 5 = Basic Skills Improvement.

PARTNERSHIP FOR EXCELLENCE
REPORT ON LOCAL INVESTMENTS OF PARTNERSHIP FUNDS
Academic and Fiscal Years 1998-1999 and 1999-2000

District Status Report for
Cerritos

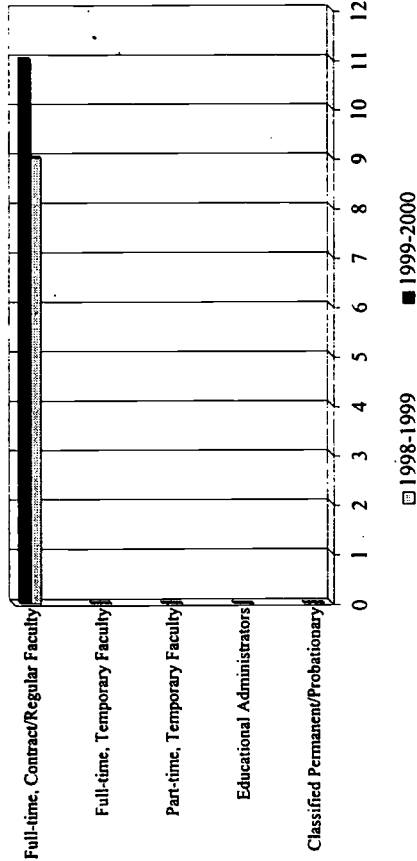
	1998-1999	1999-2000
Total Funds Allocated to District	\$1,552,567	\$2,220,291
Percent of Statewide Allocation	1.6%	1.5%
Expenditures by Goal* Area	1998-1999	1999-2000
Goal 1	\$100,000	\$400,000
Goal 2		
Goal 3	\$151,200	
Goal 4	\$26,461	
Goal 5	\$25,000	\$30,000
Multiple Goals	\$1,249,906	\$1,790,291



Actual and/or Planned (individual, not FTE) Hires with PFE funds:

	1998-1999	1999-2000
Full-time, Contract/Regular Faculty	9	11
Full-time, Temporary Faculty	0	0
Part-time, Temporary Faculty	0	0
Educational Administrators	0	0
Classified Permanent/Probationary (Full-time employees only)	0	0

District Hires with PFE Funds



District Contact: Morgan Lynn - Vice President, Academic Affairs
 Phone Number: (562) 860-2451 ext. 2226
 Email: lynn@cerritos.edu

Chancellor's Office Contact: Debra K. Sheldon
 Phone Number: (916) 322-2818
 Email: DSheldon@cccoco.edu

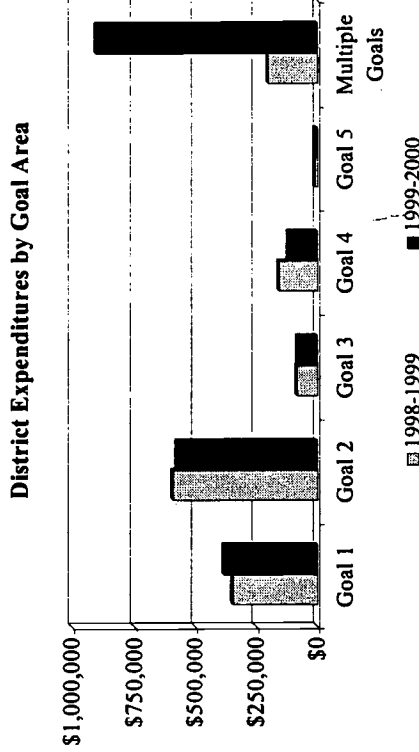
* Goal 1 = Transfer and Transfer Prepared, Goal 2 = Degrees and Certificates, Goal 3 = Successful Course Completion, Goal 4 = Workforce Development, Goal 5 = Basic Skills Improvement.



PARTNERSHIP FOR EXCELLENCE
REPORT ON LOCAL INVESTMENTS OF PARTNERSHIP FUNDS
Academic and Fiscal Years 1998-1999 and 1999-2000

**District Status Report for
Chabot-Las Positas**

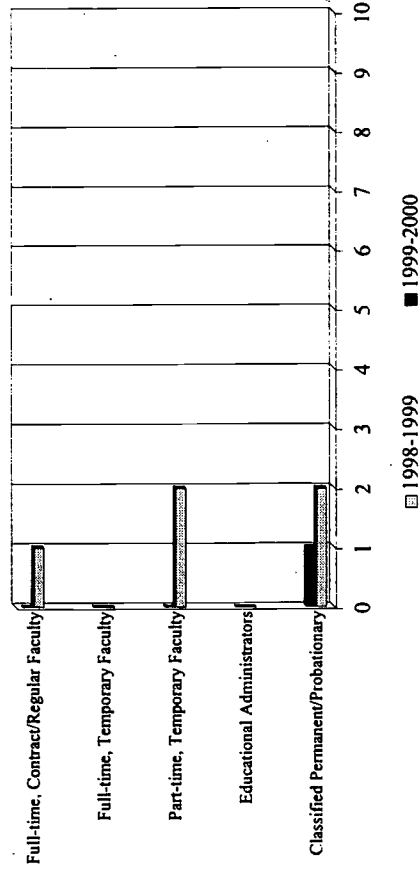
Total Funds Allocated to District	1998-1999	1999-2000
	\$1,420,935	\$2,123,121
Percent of Statewide Allocation	1.4%	1.5%
Expenditures by Goal* Area	1998-1999	1999-2000
Goal 1	\$345,621	\$381,570
Goal 2	\$593,124	\$577,529
Goal 3	\$84,384	\$82,100
Goal 4	\$157,813	\$120,500
Goal 5	\$10,250	\$10,800
Multiple Goals	\$202,318	\$905,933



Actual and/or Planned (individual, not FTE) Hires with PFE funds:

	1998-1999	1999-2000
Full-time, Contract/Regular Faculty	1	0
Full-time, Temporary Faculty	0	0
Part-time, Temporary Faculty	2	0
Educational Administrators	0	0
Classified Permanent/Probationary (Full-time employees only)	2	1

District Hires with PFE Funds



District Contact: Robert N. Curry
Phone Number: 925-485-5231
Email: rcurry@clpccd.cc.ca.us

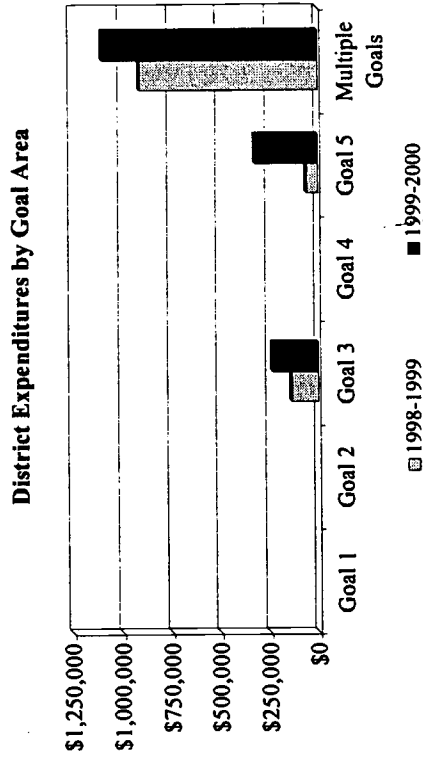
Chancellor's Office Contact: Debra K. Sheldon
Phone Number: (916) 322-2818
Email: DSheldon@cccco.edu

* Goal 1 = Transfer and Transfer Prepared, Goal 2 = Degrees and Certificates, Goal 3 = Successful Course Completion, Goal 4 = Workforce Development, Goal 5 = Basic Skills Improvement.

PARTNERSHIP FOR EXCELLENCE
REPORT ON LOCAL INVESTMENTS OF PARTNERSHIP FUNDS
Academic and Fiscal Years 1998-1999 and 1999-2000

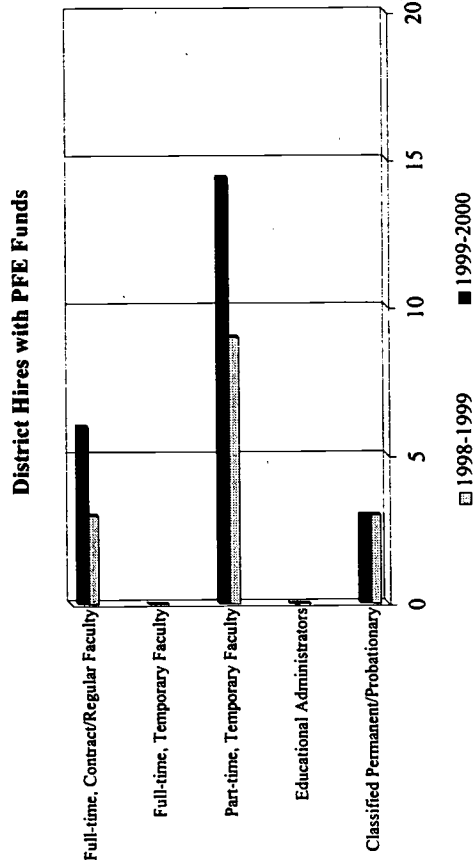
**District Status Report for
Chaffey**

	1998-1999	1999-2000
Total Funds Allocated to District	\$1,107,801	\$1,659,114
Percent of Statewide Allocation	1.1%	1.1%
Expenditures by Goal* Area		
Goal 1		
Goal 2		
Goal 3	\$138,300	\$236,031
Goal 4		
Goal 5	\$58,833	\$322,166
Multiple Goals	\$910,668	\$1,100,917



Actual and/or Planned (individual, not FTE) Hires with PFE funds:

	1998-1999	1999-2000
Full-time, Contract/Regular Faculty	3	6
Full-time, Temporary Faculty	0	0
Part-time, Temporary Faculty	9	14
Educational Administrators	0	0
Classified Permanent/Probationary (Full-time employees only)	3	3



District Contact: Donald B. Berz
Phone Number: (909) 941-2136
Email: dberz@chaffey.cc.ca.us


Chancellor's Office Contact: Debra K. Sheldon
Phone Number: (916) 322-2818
Email: DSheldon@ccccc.edu

* Goal 1 = Transfer and Transfer Prepared, Goal 2 = Degrees and Certificates, Goal 3 = Successful Course Completion, Goal 4 = Workforce Development, Goal 5 = Basic Skills Improvement.

PARTNERSHIP FOR EXCELLENCE
REPORT ON LOCAL INVESTMENTS OF PARTNERSHIP FUNDS
Academic and Fiscal Years 1998-1999 and 1999-2000

District Status Report for
Citrus

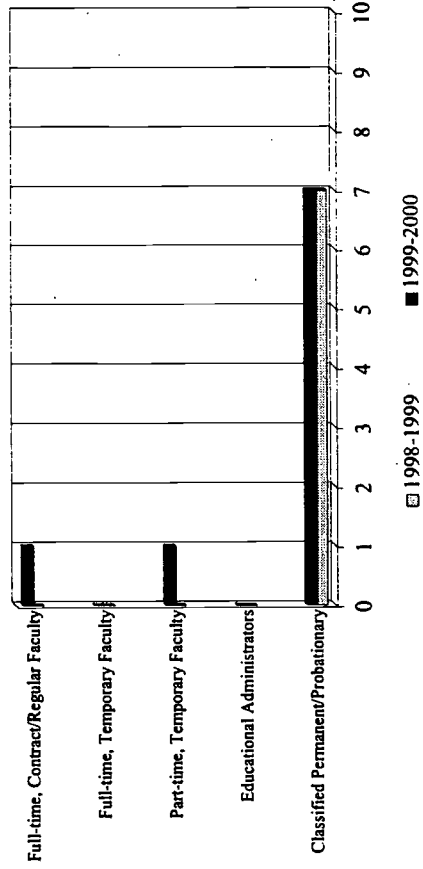
	1998-1999	1999-2000
Total Funds Allocated to District	\$966,507	\$1,481,437
Percent of Statewide Allocation	1.0%	1.0%
Expenditures by Goal* Area	1998-1999	1999-2000
Goal 1	\$100,871	\$40,176
Goal 2	\$320,478	\$113,016
Goal 3	\$153,188	\$466,281
Goal 4		
Goal 5		
Multiple Goals	\$153,188	\$1,253,934



Actual and/or Planned (individual, not FTE) Hires with PFE funds:

	1998-1999	1999-2000
Full-time, Contract/Regular Faculty	0	1
Full-time, Temporary Faculty	0	0
Part-time, Temporary Faculty	0	1
Educational Administrators	0	0
Classified Permanent/Probationary (Full-time employees only)	7	7

District Hires with PFE Funds



District Contact: Carol R. Horton
Phone Number: 626 914-8886
Email: chorton@citrus.cc.ca.us

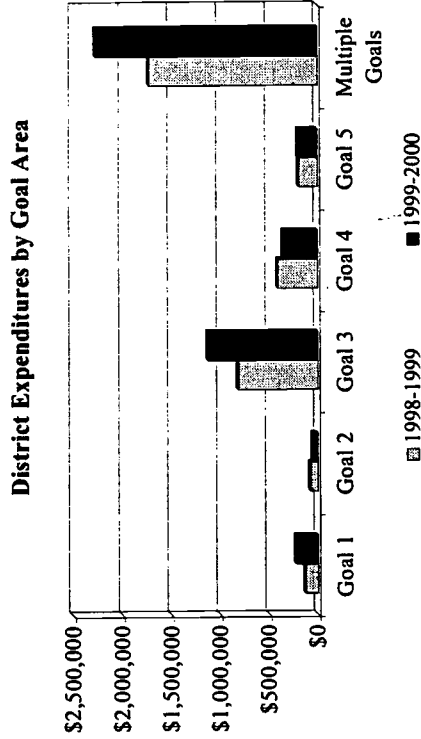
Chancellor's Office Contact: Debra K. Sheldon
Phone Number: (916) 322-2818
Email: DSheldon@ccccc.edu

* Goal 1 = Transfer and Transfer Prepared, Goal 2 = Degrees and Certificates, Goal 3 = Successful Course Completion, Goal 4 = Workforce Development, Goal 5 = Basic Skills Improvement.

PARTNERSHIP FOR EXCELLENCE
REPORT ON LOCAL INVESTMENTS OF PARTNERSHIP FUNDS
Academic and Fiscal Years 1998-1999 and 1999-2000

**District Status Report for
Coast**

Total Funds Allocated to District	1998-1999	1999-2000
	\$3,347,882	\$4,228,105
Percent of Statewide Allocation	3.3%	2.9%
Expenditures by Goal* Area	1998-1999	1999-2000
Goal 1	\$126,780	\$225,380
Goal 2	\$75,000	\$50,000
Goal 3	\$815,853	\$1,128,841
Goal 4	\$409,600	\$350,000
Goal 5	\$192,000	\$200,000
Multiple Goals	\$1,728,649	\$2,273,884



Actual and/or Planned (individual, not FTE) Hires with PFE funds:

	1998-1999	1999-2000
Full-time, Contract/Regular Faculty	0	9
Full-time, Temporary Faculty	0	0
Part-time, Temporary Faculty	314	350
Educational Administrators	0	0
Classified Permanent/Probationary (Full-time employees only)	2	3

District Hires with PFE Funds

District Contact: C. M. Brahmhatt
 Phone Number: 714-438-4654
 Email: cmb@ccc.edu

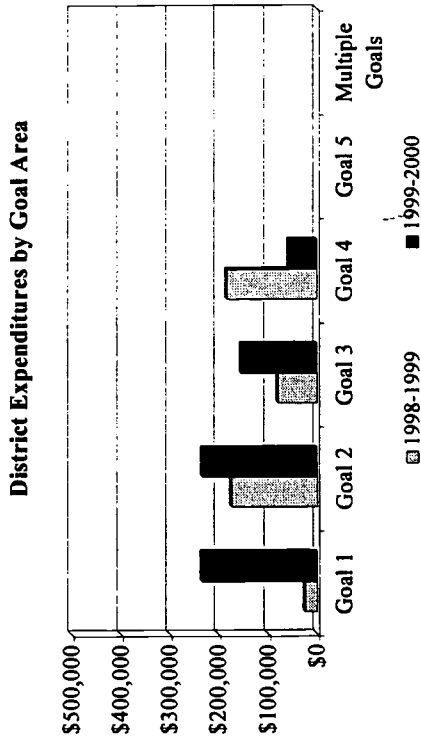
Chancellor's Office Contact: Debra K. Sheldon
 Phone Number: (916) 322-2818
 Email: DSheldon@ccc.edu

* Goal 1 = Transfer and Transfer Prepared, Goal 2 = Degrees and Certificates, Goal 3 = Successful Course Completion, Goal 4 = Workforce Development, Goal 5 = Basic Skills Improvement.

PARTNERSHIP FOR EXCELLENCE
REPORT ON LOCAL INVESTMENTS OF PARTNERSHIP FUNDS
Academic and Fiscal Years 1998-1999 and 1999-2000

**District Status Report for
 Compton**

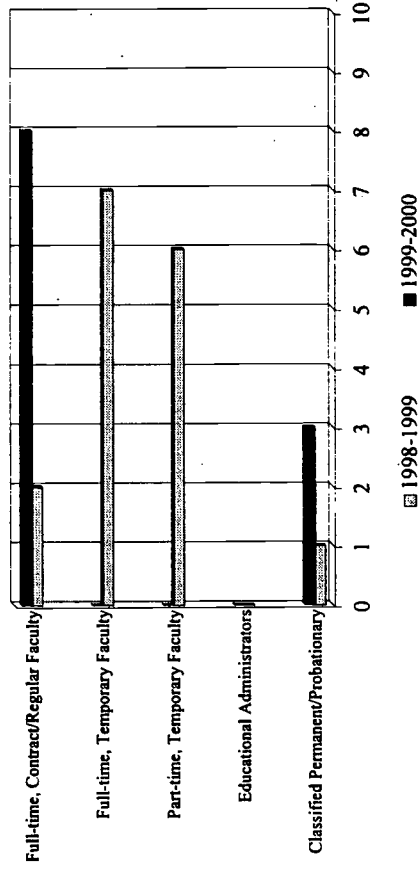
	1998-1999	1999-2000
Total Funds Allocated to District	\$461,987	\$678,478
Percent of Statewide Allocation	0.5%	0.5%
Expenditures by Goal* Area	1998-1999	1999-2000
Goal 1	\$25,000	\$234,000
Goal 2	\$174,000	\$232,450
Goal 3	\$80,000	\$154,000
Goal 4	\$182,987	\$58,000
Goal 5		
Multiple Goals		



Actual and/or Planned (individual, not FTE) Hires with PFE funds:

	1998-1999	1999-2000
Full-time, Contract/Regular Faculty	2	8
Full-time, Temporary Faculty	7	0
Part-time, Temporary Faculty	6	0
Educational Administrators	0	0
Classified Permanent/Probationary (Full-time employees only)	1	3

District Hires with PFE Funds



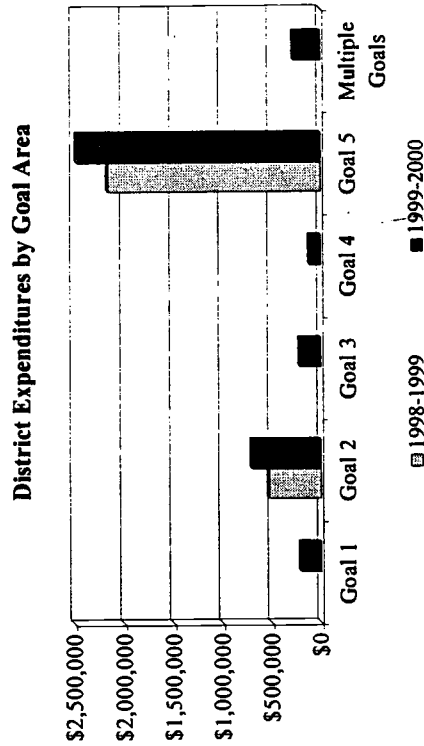
District Contact: Stanley B. Viltz
 Phone Number: (310) 900-1600x2130
 Email: VILTZ_S@COMPTON.CC.CA.US

Chancellor's Office Contact: Debra K. Sheldon
 Phone Number: (916) 322-2818
 Email: DSeldon@ccccc.edu

PARTNERSHIP FOR EXCELLENCE
REPORT ON LOCAL INVESTMENTS OF PARTNERSHIP FUNDS
Academic and Fiscal Years 1998-1999 and 1999-2000

District Status Report for
Contra Costa

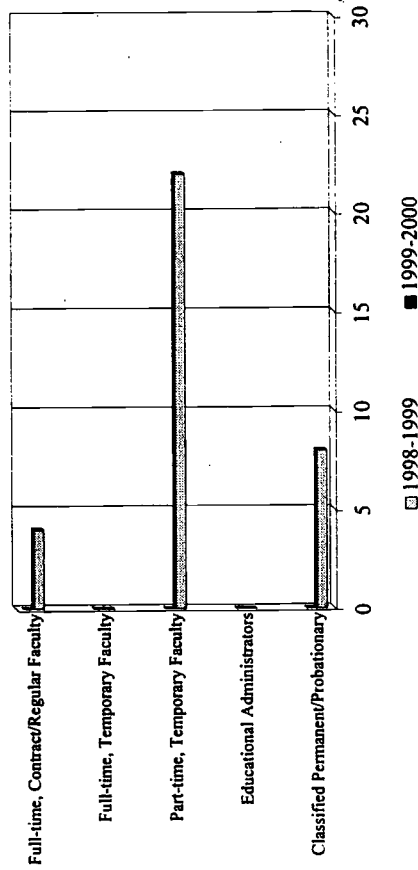
	1998-1999	1999-2000
Total Funds Allocated to District	\$2,694,295	\$3,989,515
Percent of Statewide Allocation	2.7%	2.8%
Expenditures by Goal* Area		
Goal 1		\$207,091
Goal 2	\$530,000	\$705,000
Goal 3		\$216,000
Goal 4		\$114,000
Goal 5	\$2,164,295	\$2,474,295
Multiple Goals		\$272,980



Actual and/or Planned (individual, not FTE) Hires with PFE funds:

	1998-1999	1999-2000
Full-time, Contract/Regular Faculty	4	0
Full-time, Temporary Faculty	0	0
Part-time, Temporary Faculty	22	0
Educational Administrators	0	0
Classified Permanent/Probationary (Full-time employees only)	8	0

District Hires with PFE Funds



District Contact: John E. Hendrickson
 Phone Number: (925) 229-1000, ext. 1214
 Email: jhendrickson@collegesofcc.cc.ca.us

Chancellor's Office Contact: Debra K. Sheldon
 Phone Number: (916) 322-2818
 Email: DSheldon@ccccc.edu

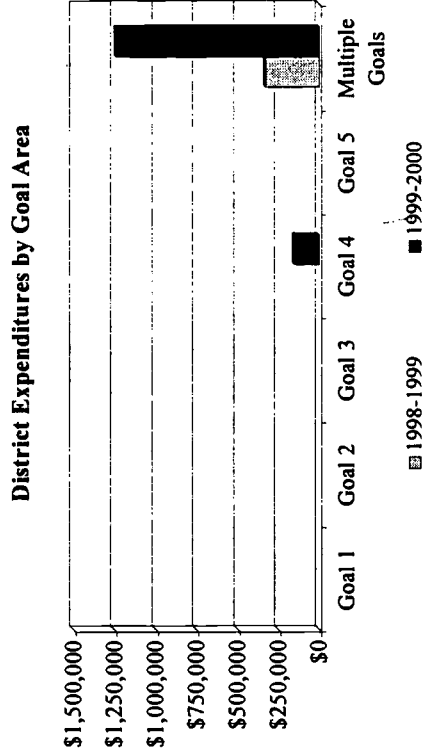
* Goal 1 = Transfer and Transfer Prepared, Goal 2 = Degrees and Certificates, Goal 3 = Successful Course Completion, Goal 4 = Workforce Development, Goal 5 = Basic Skills Improvement.



PARTNERSHIP FOR EXCELLENCE
REPORT ON LOCAL INVESTMENTS OF PARTNERSHIP FUNDS
Academic and Fiscal Years 1998-1999 and 1999-2000

**District Status Report for
Desert**

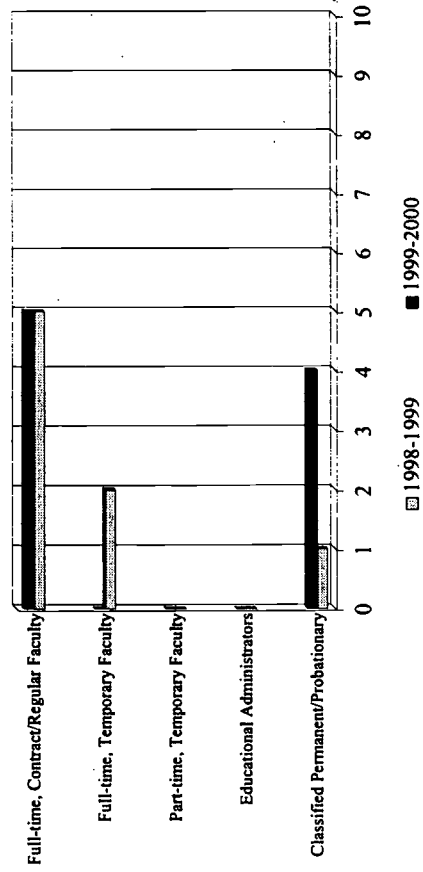
	1998-1999	1999-2000
Total Funds Allocated to District	\$700,834	\$1,029,096
Percent of Statewide Allocation	0.7%	0.7%
Expenditures by Goal* Area	1998-1999	1999-2000
Goal 1		
Goal 2		
Goal 3		
Goal 4		\$154,513
Goal 5		
Multiple Goals	\$333,080	\$1,242,337



Actual and/or Planned (individual, not FTE) Hires with PFE funds:

	1998-1999	1999-2000
Full-time, Contract/Regular Faculty	5	5
Full-time, Temporary Faculty	2	0
Part-time, Temporary Faculty	0	0
Educational Administrators	0	0
Classified Permanent/Probationary (Full-time employees only)	1	4

District Hires with PFE Funds



District Contact: Dr. Dan M. Baxley
 Phone Number: (760)773-2506
 Email: dbaxley@dccd.cc.ca.us

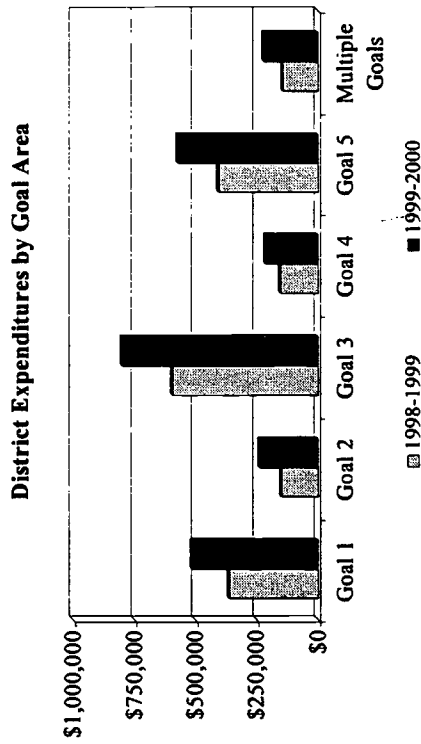
Chancellor's Office Contact: Debra K. Sheldon
 Phone Number: (916) 322-2818
 Email: DSheldon@ccccc.edu

* Goal 1 = Transfer and Transfer Prepared, Goal 2 = Degrees and Certificates, Goal 3 = Successful Course Completion, Goal 4 = Workforce Development, Goal 5 = Basic Skills Improvement.

PARTNERSHIP FOR EXCELLENCE
REPORT ON LOCAL INVESTMENTS OF PARTNERSHIP FUNDS
Academic and Fiscal Years 1998-1999 and 1999-2000

**District Status Report for
 El Camino**

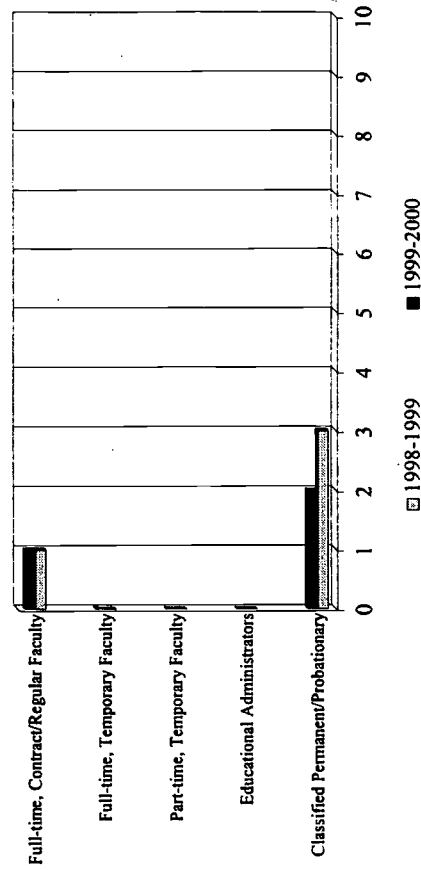
	1998-1999	1999-2000
Total Funds Allocated to District	\$1,813,873	\$2,562,949
Percent of Statewide Allocation	1.8%	1.8%
Expenditures by Goal* Area	1998-1999	1999-2000
Goal 1	\$363,380	\$514,000
Goal 2	\$149,800	\$237,380
Goal 3	\$595,432	\$803,350
Goal 4	\$154,128	\$213,800
Goal 5	\$405,878	\$573,750
Multiple Goals	\$145,255	\$220,669



Actual and/or Planned (individual, not FTE) Hires with PFE funds:

	1998-1999	1999-2000
Full-time, Contract/Regular Faculty	1	1
Full-time, Temporary Faculty	0	0
Part-time, Temporary Faculty	0	0
Educational Administrators	0	0
Classified Permanent/Probationary (Full-time employees only)	3	2

District Hires with PFE Funds



District Contact: Dr. Steven Fasteau
 Phone Number: (310) 660-3569
 Email: sfasteau@elcamino.cc.ca.us


Chancellor's Office Contact: Debra K. Sheldon
 Phone Number: (916) 322-2818
 Email: DS Sheldon@cccco.edu

* Goal 1 = Transfer and Transfer Prepared, Goal 2 = Degrees and Certificates, Goal 3 = Successful Course Completion, Goal 4 = Workforce Development, Goal 5 = Basic Skills Improvement.

PARTNERSHIP FOR EXCELLENCE
REPORT ON LOCAL INVESTMENTS OF PARTNERSHIP FUNDS
Academic and Fiscal Years 1998-1999 and 1999-2000

**District Status Report for
 Feather River**

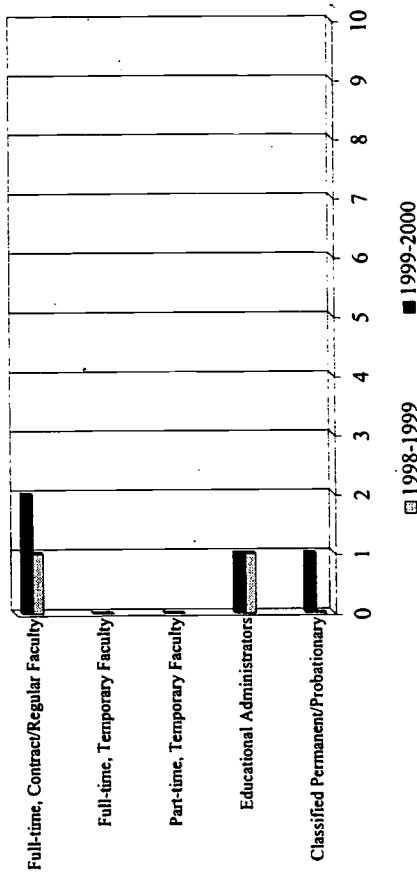
	1998-1999	1999-2000
Total Funds Allocated to District	\$300,000	\$450,000
Percent of Statewide Allocation	0.3%	0.3%
Expenditures by Goal* Area		
Goal 1	\$59,531	\$132,354
Goal 2		\$100,595
Goal 3		
Goal 4		
Goal 5		
Multiple Goals	\$240,469	\$217,051



Actual and/or Planned (individual, not FTE) Hires with PFE funds:

	1998-1999	1999-2000
Full-time, Contract/Regular Faculty	1	2
Full-time, Temporary Faculty	0	0
Part-time, Temporary Faculty	0	0
Educational Administrators	1	1
Classified Permanent/Probationary (Full-time employees only)	0	1

District Hires with PFE Funds



District Contact: Ron Groh, Asst. Superintendent
 Phone Number: 530-283-0202 ext. 270
 Email: ron@frcc.cc.ca.us

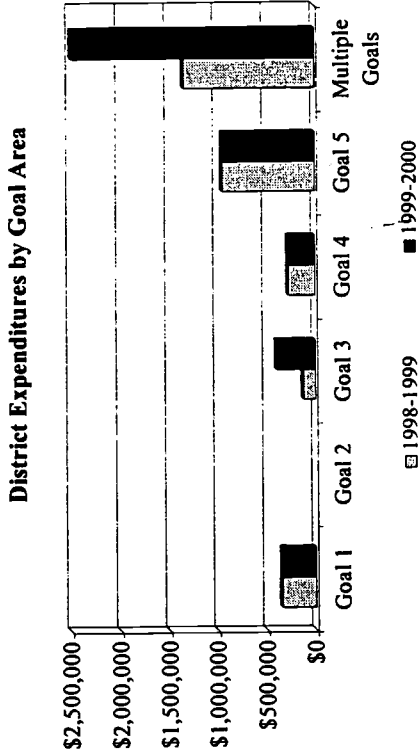
Chancellor's Office Contact: Debra K. Sheldon
 Phone Number: (916) 322-2818
 Email: DSheldon@cccco.edu

* Goal 1 = Transfer and Transfer Prepared, Goal 2 = Degrees and Certificates, Goal 3 = Successful Course Completion, Goal 4 = Workforce Development, Goal 5 = Basic Skills Improvement.

PARTNERSHIP FOR EXCELLENCE
REPORT ON LOCAL INVESTMENTS OF PARTNERSHIP FUNDS
Academic and Fiscal Years 1998-1999 and 1999-2000

**District Status Report for
 Foothill-De Anza**

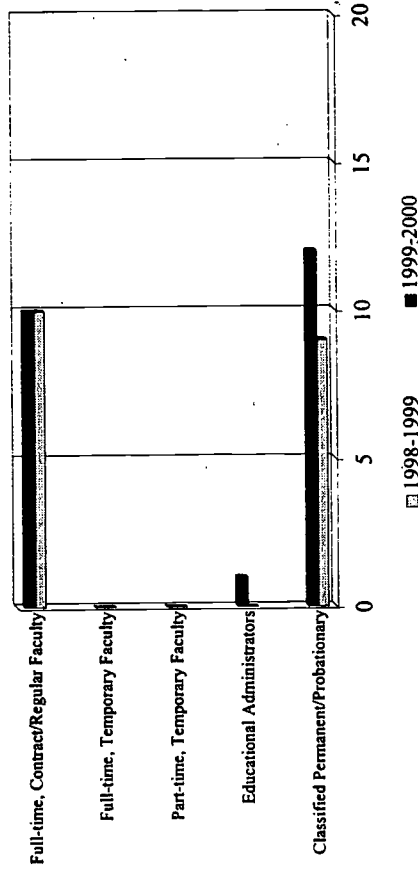
	1998-1999	1999-2000
Total Funds Allocated to District	\$3,060,286	\$4,475,049
Percent of Statewide Allocation	3.1%	3.1%
Expenditures by Goal* Area	1998-1999	1999-2000
Goal 1	\$350,000	\$350,000
Goal 2		
Goal 3	\$130,000	\$400,000
Goal 4	\$280,000	\$280,000
Goal 5	\$953,000	\$953,000
Multiple Goals	\$1,347,286	\$2,492,049



Actual and/or Planned (individual, not FTE) Hires with PFE funds:

	1998-1999	1999-2000
Full-time, Contract/Regular Faculty	10	10
Full-time, Temporary Faculty	0	0
Part-time, Temporary Faculty	0	0
Educational Administrators	0	0
Classified Permanent/Probationary	9	12
(Full-time employees only)		

District Hires with PFE Funds



District Contact: Mike Brandy, De Anza College / Alan Harvey, Foothill College
 Phone Number: (408) 864-8976 / (650)949-7364
 Email: brandy@admin.fhda.edu / harveya@fhda.edu

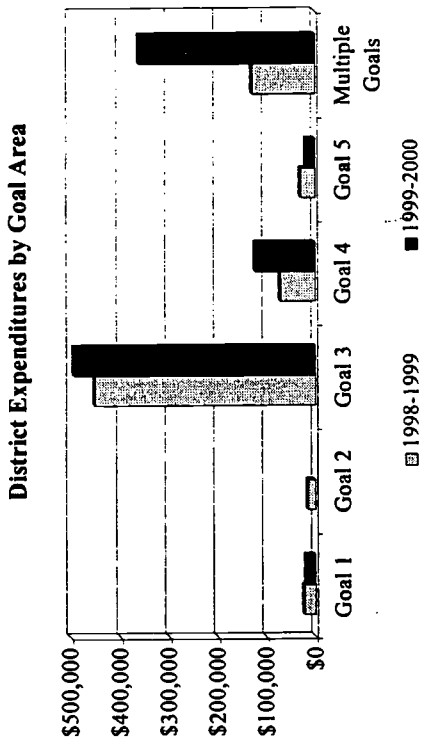
CCCCO Contact: Debra K. Sheldon
 Phone Number: (916) 322-2818
 Email: DSheldon@cccco.edu

* Goal 1 = Transfer and Transfer Prepared, Goal 2 = Degrees and Certificates, Goal 3 = Successful Course Completion, Goal 4 = Workforce Development, Goal 5 = Basic Skills Improvement.

PARTNERSHIP FOR EXCELLENCE
REPORT ON LOCAL INVESTMENTS OF PARTNERSHIP FUNDS
Academic and Fiscal Years 1998-1999 and 1999-2000

**District Status Report for
 Fremont-Newark**

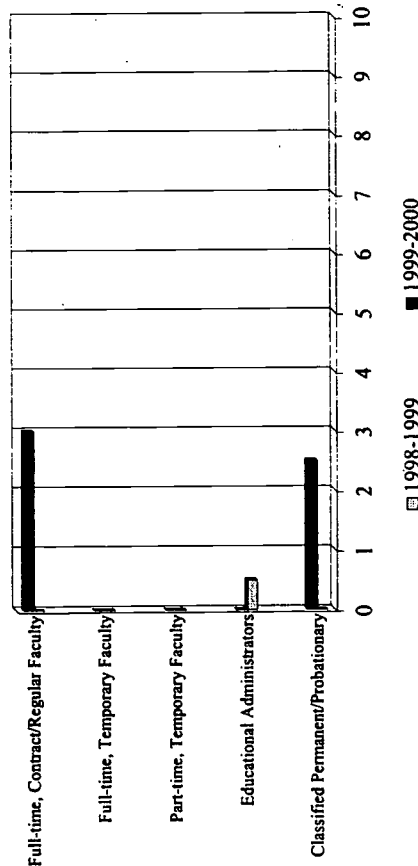
	1998-1999	1999-2000
Total Funds Allocated to District	\$719,888	\$1,042,373
Percent of Statewide Allocation	0.7%	0.7%
Expenditures by Goal* Area	1998-1999	1999-2000
Goal 1	\$23,500	\$19,389
Goal 2	\$15,000	
Goal 3	\$451,725	\$493,387
Goal 4	\$71,000	\$122,274
Goal 5	\$30,000	\$18,520
Multiple Goals	\$128,663	\$361,454



Actual and/or Planned (individual, not FTE) Hires with PFE funds:

	1998-1999	1999-2000
Full-time, Contract/Regular Faculty	0.0	3.0
Full-time, Temporary Faculty	0.0	0.0
Part-time, Temporary Faculty	0.0	0.0
Educational Administrators	0.5	0.0
Classified Permanent/Probationary (Full-time employees only)	0.0	2.5

District Hires with PFE Funds



District Contact: Paulette Perfumo
 Phone Number: (510) 659-6161
 Email: pperfumo@ohlone.cc.ca.us


Chancellor's Office Contact: Debra K. Sheldon
 Phone Number: (916) 322-2818
 Email: DSheldon@cccco.edu

* Goal 1 = Transfer and Transfer Prepared, Goal 2 = Degrees and Certificates, Goal 3 = Successful Course Completion, Goal 4 = Workforce Development, Goal 5 = Basic Skills Improvement.

PARTNERSHIP FOR EXCELLENCE
REPORT ON LOCAL INVESTMENTS OF PARTNERSHIP FUNDS
Academic and Fiscal Years 1998-1999 and 1999-2000

**District Status Report for
 Gavilan**

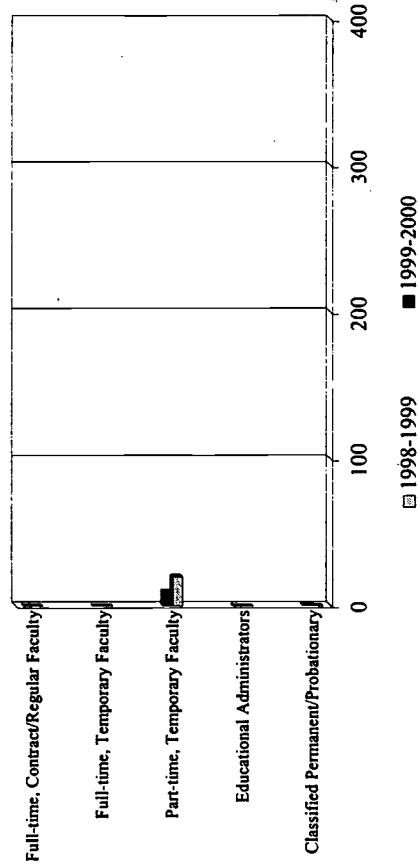
	1998-1999	1999-2000
Total Funds Allocated to District	\$400,804	\$580,434
Percent of Statewide Allocation	0.4%	0.4%
Expenditures by Goal* Area	1998-1999	1999-2000
Goal 1		
Goal 2		
Goal 3		
Goal 4		
Goal 5		
Multiple Goals	\$400,804	\$580,434



Actual and/or Planned (individual, not FTE) Hires with PFE funds:

	1998-1999	1999-2000
Full-time, Contract/Regular Faculty	0	0
Full-time, Temporary Faculty	0	0
Part-time, Temporary Faculty	20	10
Educational Administrators	0	0
Classified Permanent/Probationary (Full-time employees only)	0	1

District Hires with PFE Funds



District Contact: Joseph Keeler
 Phone Number: (408) 848-4715
 Email: jkeeler@gavilan.cc.ca.us


Chancellor's Office Contact: Debra K. Sheldon
 Phone Number: (916) 322-2818
 Email: DS Sheldon@cccco.edu

* Goal 1 = Transfer and Transfer Prepared, Goal 2 = Degrees and Certificates, Goal 3 = Successful Course Completion, Goal 4 = Workforce Development, Goal 5 = Basic Skills Improvement.

PARTNERSHIP FOR EXCELLENCE
REPORT ON LOCAL INVESTMENTS OF PARTNERSHIP FUNDS
Academic and Fiscal Years 1998-1999 and 1999-2000

**District Status Report for
 Glendale**

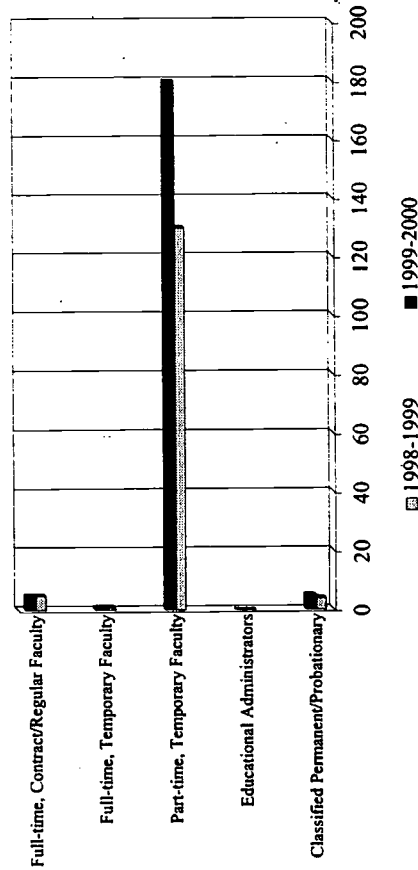
	1998-1999	1999-2000
Total Funds Allocated to District	\$1,276,101	\$1,874,212
Percent of Statewide Allocation	1.3%	1.3%
Expenditures by Goal* Area	1998-1999	1999-2000
Goal 1	\$13,000	\$49,500
Goal 2	\$64,000	\$131,300
Goal 3	\$40,048	\$44,048
Goal 4	\$150,000	\$243,100
Goal 5	\$279,874	\$284,674
Multiple Goals	\$729,179	\$1,121,590



Actual and/or Planned (individual, not FTE) Hires with PFE funds:

	1998-1999	1999-2000
Full-time, Contract/Regular Faculty	5	5
Full-time, Temporary Faculty	1	1
Part-time, Temporary Faculty	130	180
Educational Administrators	0	0
Classified Permanent/Probationary (Full-time employees only)	4	5

District Hires with PFE Funds



District Contact: C. McCarthy
 Phone Number: 818-551-5104
 Email: mccarthy@gglendale.cc.ca.us

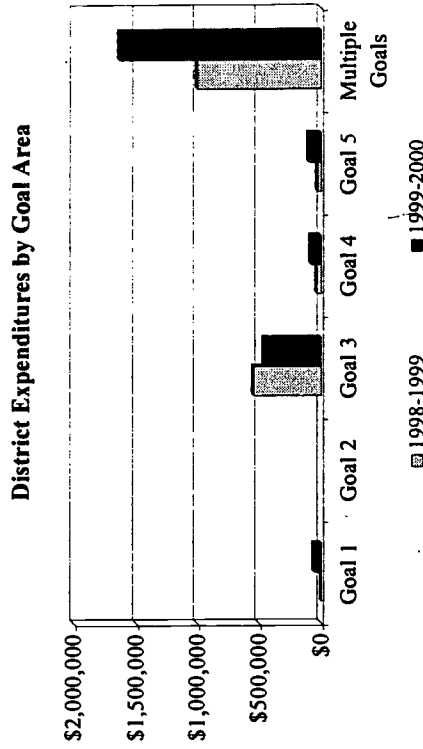
Chancellor's Office Contact: Debra K. Sheldon
 Phone Number: (916) 322-2818
 Email: DS Sheldon@cccoco.edu

* Goal 1 = Transfer and Transfer Prepared, Goal 2 = Degrees and Certificates, Goal 3 = Successful Course Completion, Goal 4 = Workforce Development, Goal 5 = Basic Skills Improvement.

PARTNERSHIP FOR EXCELLENCE
REPORT ON LOCAL INVESTMENTS OF PARTNERSHIP FUNDS
Academic and Fiscal Years 1998-1999 and 1999-2000

**District Status Report for
 Grossmont-Cuyamaca**

	1998-1999	1999-2000
Total Funds Allocated to District	\$1,617,848	\$2,352,856
Percent of Statewide Allocation	1.6%	1.6%
Expenditures by Goal* Area		
Goal 1	\$1,000	\$61,000
Goal 2		
Goal 3	\$544,000	\$464,000
Goal 4	\$38,000	\$85,000
Goal 5	\$33,000	\$102,000
Multiple Goals	\$1,001,848	\$1,640,856



Actual and/or Planned (individual, not FTE) Hires with PFE funds:

	1998-1999	1999-2000
Full-time, Contract/Regular Faculty	7	6
Full-time, Temporary Faculty	1	1
Part-time, Temporary Faculty	156	25
Educational Administrators	0	0
Classified Permanent/Probationary (Full-time employees only)	0	0

District Hires with PFE Funds

District Contact: James E. Austin
 Phone Number: (619) 644-7575
 Email: jim.austin@GCCCD.net


Chancellor's Office Contact: Debra K. Sheldon
 Phone Number: (916) 322-2818
 Email: DSheldon@cccoco.edu

* Goal 1 = Transfer and Transfer Prepared, Goal 2 = Degrees and Certificates, Goal 3 = Successful Course Completion, Goal 4 = Workforce Development, Goal 5 = Basic Skills Improvement.

PARTNERSHIP FOR EXCELLENCE
REPORT ON LOCAL INVESTMENTS OF PARTNERSHIP FUNDS
Academic and Fiscal Years 1998-1999 and 1999-2000

**District Status Report for
Hartnell**

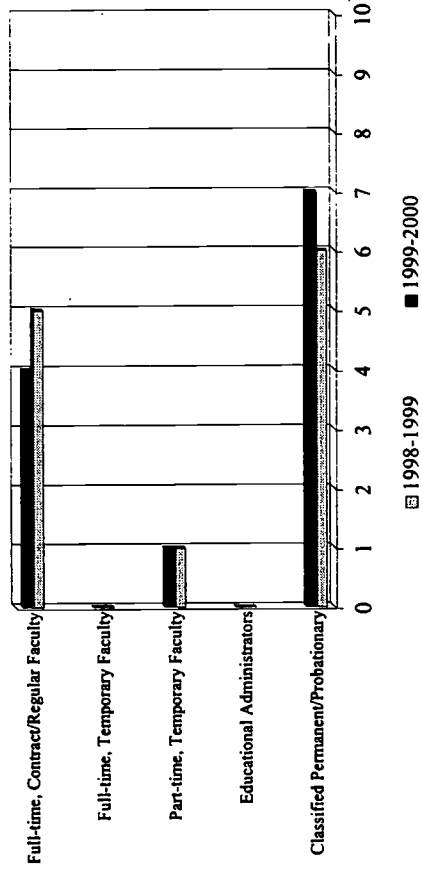
	1998-1999	1999-2000
Total Funds Allocated to District	\$599,075	\$859,017
Percent of Statewide Allocation	0.6%	0.6%
Expenditures by Goal* Area		
Goal 1		
Goal 2		
Goal 3		
Goal 4		
Goal 5		
Multiple Goals	\$528,411	\$929,681



Actual and/or Planned (individual, not FTE) Hires with PFE funds:

	1998-1999	1999-2000
Full-time, Contract/Regular Faculty	5	4
Full-time, Temporary Faculty	0	0
Part-time, Temporary Faculty	1	1
Educational Administrators	0	0
Classified Permanent/Probationary (Full-time employees only)	6	7

District Hires with PFE Funds




District Contact: Dr. Victor S. Krimsley
Phone Number: 831-755-6720
Email: vkrimsle@hartnell.cc.ca.us

Chancellor's Office Contact: Debra K. Sheldon
Phone Number: (916) 322-2818
Email: DSheldon@ccccco.edu

PARTNERSHIP FOR EXCELLENCE
REPORT ON LOCAL INVESTMENTS OF PARTNERSHIP FUNDS
Academic and Fiscal Years 1998-1999 and 1999-2000

**District Status Report for
Imperial**

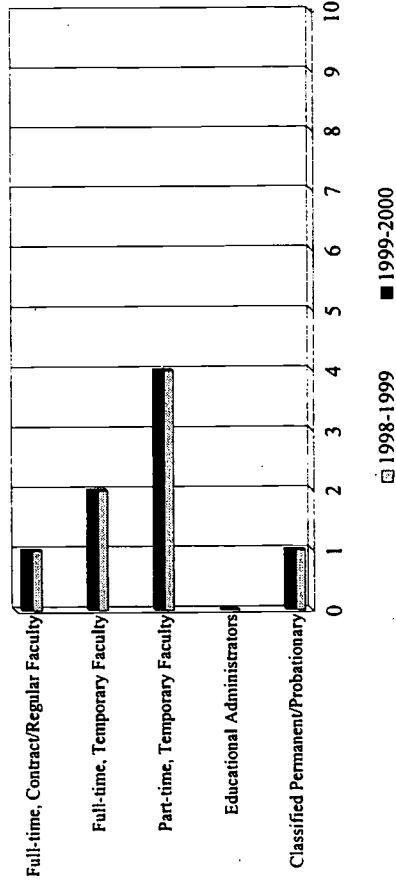
	1998-1999	1999-2000
Total Funds Allocated to District	\$511,162	\$720,272
Percent of Statewide Allocation	0.5%	0.5%
Expenditures by Goal* Area	1998-1999	1999-2000
Goal 1	\$115,072	\$203,300
Goal 2		\$40,000
Goal 3		
Goal 4	\$315,501	\$214,000
Goal 5	\$20,197	\$118,000
Multiple Goals	\$60,392	\$144,972



Actual and/or Planned (individual, not FTE) Hires with PFE funds

	1998-1999	1999-2000
Full-time, Contract/Regular Faculty	1	1
Full-time, Temporary Faculty	2	2
Part-time, Temporary Faculty	4	4
Educational Administrators	0	0
Classified Permanent/Probationary (Full-time employees only)	1	1

District Hires with PFE Funds



District Contact: Carlos Fletes
 Phone Number: (760)355-6235
 Email: carlosf@imperial.cc.ca.us

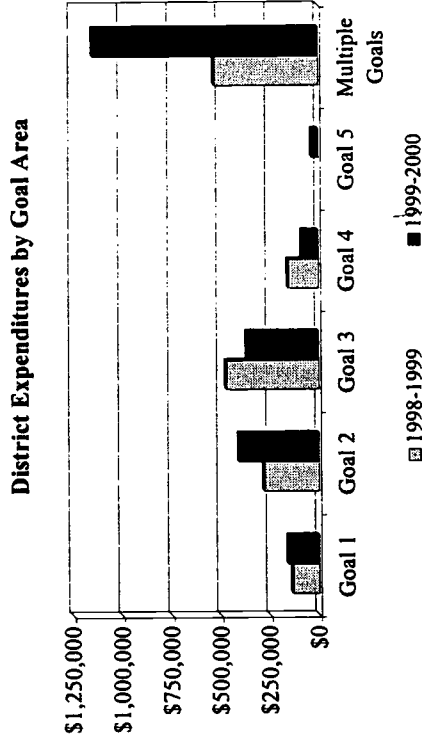
District Contact: Debra K. Sheldon
 Phone Number: (916) 322-2818
 Email: DSheldon@cccoco.edu

* Goal 1 = Transfer and Transfer Prepared, Goal 2 = Degrees and Certificates, Goal 3 = Successful Course Completion, Goal 4 = Workforce Development, Goal 5 = Basic Skills Improvement.

PARTNERSHIP FOR EXCELLENCE
REPORT ON LOCAL INVESTMENTS OF PARTNERSHIP FUNDS
Academic and Fiscal Years 1998-1999 and 1999-2000

**District Status Report for
Kern**

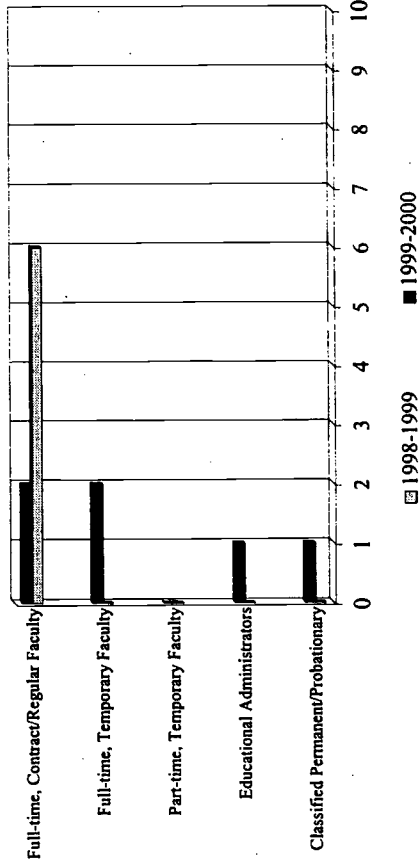
	1998-1999	1999-2000
Total Funds Allocated to District	\$1,563,769	\$2,190,476
Percent of Statewide Allocation	1.6%	1.5%
Expenditures by Goal* Area		
Goal 1	\$134,330	\$156,730
Goal 2	\$276,684	\$404,814
Goal 3	\$470,065	\$363,763
Goal 4	\$154,379	\$84,600
Goal 5	\$32,780	\$32,780
Multiple Goals	\$528,311	\$1,147,789



Actual and/or Planned (individual, not FTE) Hires with PFE funds:

	1998-1999	1999-2000
Full-time, Contract/Regular Faculty	6	2
Full-time, Temporary Faculty	0	2
Part-time, Temporary Faculty	0	0
Educational Administrators	0	1
Classified Permanent/Probationary (Full-time employees only)	0	1

District Hires with PFE Funds




District Contact: Jim Williams, Director Fiscal Services
Phone Number: 661-336-5118
Email: jwilliam@kcccd.cc.ca.us

Chancellor's Office Contact: Debra K. Sheldon
Phone Number: (916) 322-2818
Email: DSheldon@ccccc.edu

PARTNERSHIP FOR EXCELLENCE
REPORT ON LOCAL INVESTMENTS OF PARTNERSHIP FUNDS
Academic and Fiscal Years 1998-1999 and 1999-2000

**District Status Report for
 Lake Tahoe**

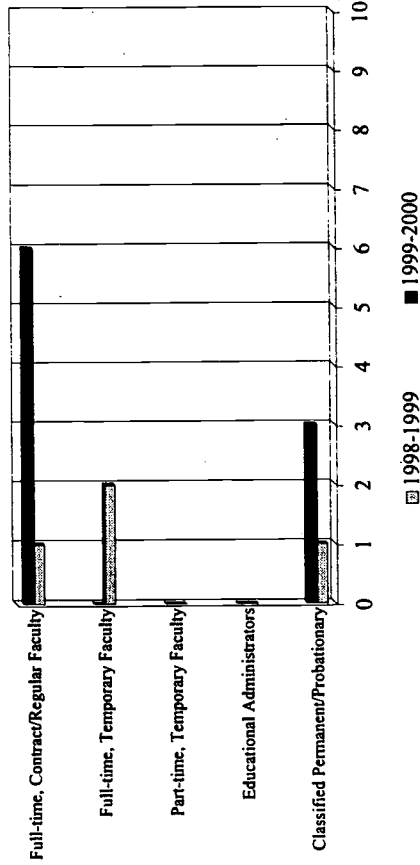
	1998-1999	1999-2000
Total Funds Allocated to District	\$300,000	\$450,000
Percent of Statewide Allocation	0.3%	0.3%
Expenditures by Goal* Area	1998-1999	1999-2000
Goal 1	\$68,257	\$109,654
Goal 2		
Goal 3		
Goal 4	\$53,072	\$77,451
Goal 5	\$9,729	
Multiple Goals	\$168,942	\$262,895



Actual and/or Planned (individual, not FTE) Hires with PFE funds:

	1998-1999	1999-2000
Full-time, Contract/Regular Faculty	1	6
Full-time, Temporary Faculty	2	0
Part-time, Temporary Faculty	0	0
Educational Administrators	0	0
Classified Permanent/Probationary (Full-time employees only)	1	3

District Hires with PFE Funds



District Contact: Guy F. Lease, Superintendent/President
 Phone Number: 530-541-4660 ext. 210
 Email: lease@lccc.ca.us

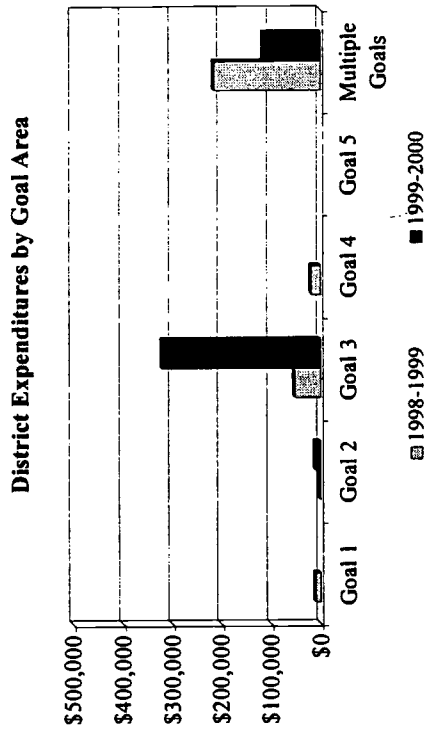
Chancellor's Office Contact: Debra K. Sheldon
 Phone Number: (916) 322-2818
 Email: DSheldon@cccco.edu

* Goal 1 = Transfer and Transfer Prepared, Goal 2 = Degrees and Certificates, Goal 3 = Successful Course Completion, Goal 4 = Workforce Development, Goal 5 = Basic Skills Improvement.

PARTNERSHIP FOR EXCELLENCE
REPORT ON LOCAL INVESTMENTS OF PARTNERSHIP FUNDS
Academic and Fiscal Years 1998-1999 and 1999-2000

District Status Report for Lassen

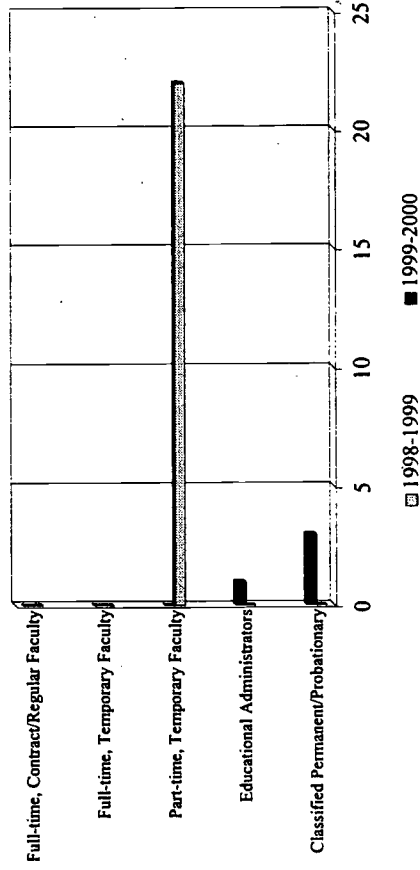
Total Funds Allocated to District	1998-1999	1999-2000
	\$300,000	\$450,000
Percent of Statewide Allocation	0.3%	0.3%
Expenditures by Goal* Area	1998-1999	1999-2000
Goal 1	\$11,243	
Goal 2	\$1,815	\$12,000
Goal 3	\$52,472	\$322,350
Goal 4	\$19,662	
Goal 5		
Multiple Goals	\$215,805	\$115,650



Actual and/or Planned (individual, not FTE) Hires with PFE funds:

	1998-1999	1999-2000
Full-time, Contract/Regular Faculty	0	0
Full-time, Temporary Faculty	0	0
Part-time, Temporary Faculty	22	0
Educational Administrators	0	1
Classified Permanent/Probationary (Full-time employees only)	0	3

District Hires with PFE Funds



District Contact: Kenneth B. Cerreta, Sup/President
 Phone Number: (530) 251-8861
 Email: kcerreta@lassen.cc.ca.us

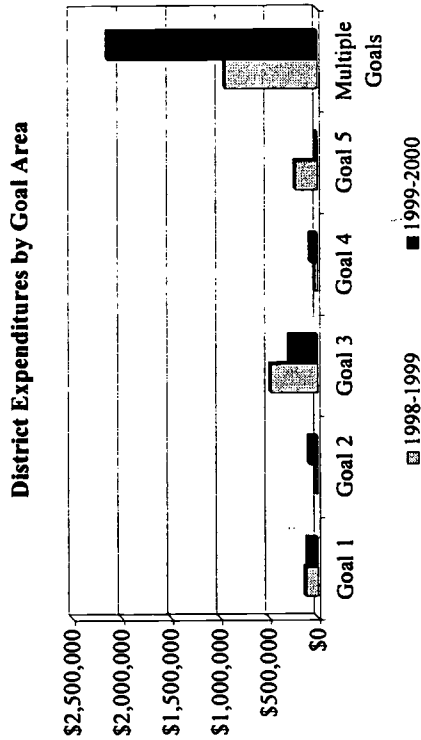
Chancellor's Office Contact: Debra K. Sheldon
 Phone Number: (916) 322-2818
 Email: DSheldon@ccccc.edu

* Goal 1 = Transfer and Transfer Prepared, Goal 2 = Degrees and Certificates, Goal 3 = Successful Course Completion, Goal 4 = Workforce Development, Goal 5 = Basic Skills Improvement.

PARTNERSHIP FOR EXCELLENCE
REPORT ON LOCAL INVESTMENTS OF PARTNERSHIP FUNDS
Academic and Fiscal Years 1998-1999 and 1999-2000

District Status Report for
Long Beach Community College District

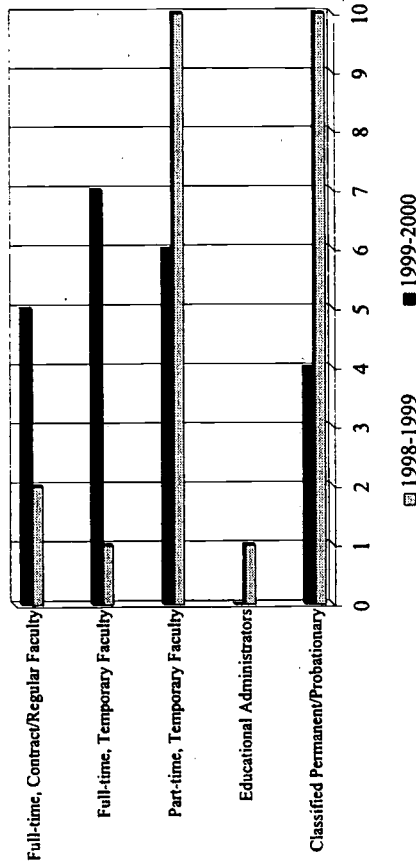
	1998-1999	1999-2000
Total Funds Allocated to District	\$1,820,479	\$2,706,111
Percent of Statewide Allocation	1.8%	1.9%
Expenditures by Goal* Area		
Goal 1	\$125,462	\$108,100
Goal 2	\$23,850	\$87,900
Goal 3	\$477,497	\$289,490
Goal 4	\$27,500	\$74,800
Goal 5	\$225,810	\$12,000
Multiple Goals	\$940,360	\$2,133,821



Actual and/or Planned (individual, not FTE) Hires with PFE funds:

	1998-1999	1999-2000
Full-time, Contract/Regular Faculty	2	5
Full-time, Temporary Faculty	1	7
Part-time, Temporary Faculty	10	6
Educational Administrators	1	0
Classified Permanent/Probationary (Full-time employees only)	10	4

District Hires with PFE Funds



District Contact: Randall E. Wooten
Phone Number: (562) 938-4406
Email: rwooten@lbcc.cc.ca.us

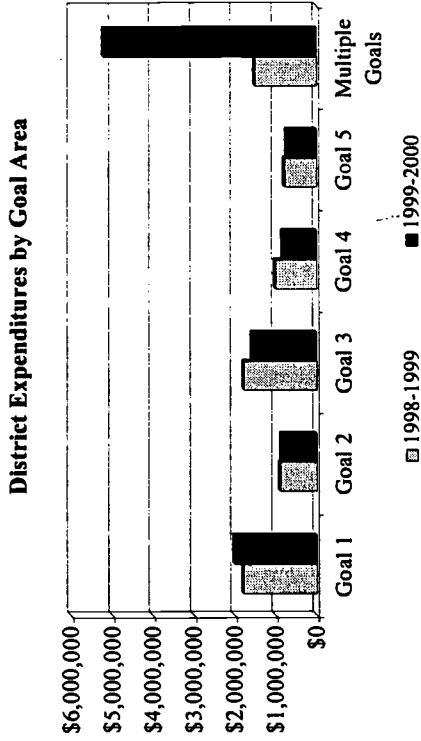
Chancellor's Office Contact: Debra K. Sheldon
Phone Number: (916) 322-2818
Email: DSheldon@cccco.edu

* Goal 1 = Transfer and Transfer Prepared, Goal 2 = Degrees and Certificates, Goal 3 = Successful Course Completion, Goal 4 = Workforce Development, Goal 5 = Basic Skills Improvement.

PARTNERSHIP FOR EXCELLENCE
REPORT ON LOCAL INVESTMENTS OF PARTNERSHIP FUNDS
Academic and Fiscal Years 1998-1999 and 1999-2000

**District Status Report for
 Los Angeles**

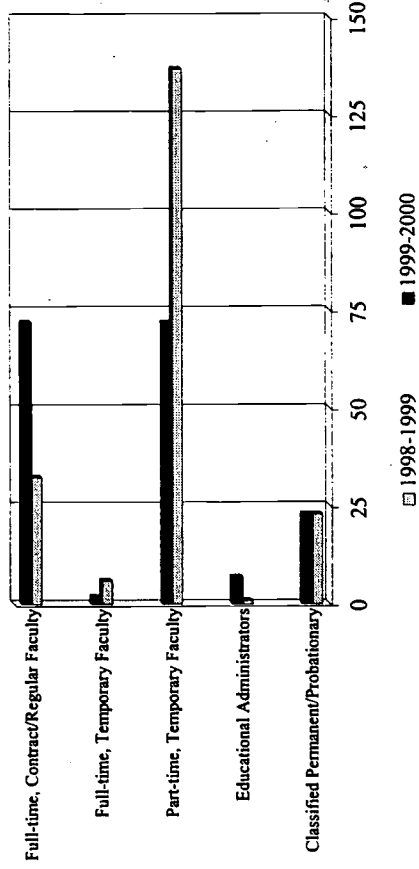
Total Funds Allocated to District	1998-1999	1999-2000
	\$7,760,892	\$11,228,860
Percent of Statewide Allocation	7.8%	7.7%
Expenditures by Goal* Area	1998-1999	1999-2000
Goal 1	\$1,789,896	\$2,004,709
Goal 2	\$892,142	\$865,083
Goal 3	\$1,779,749	\$1,570,323
Goal 4	\$1,006,788	\$832,405
Goal 5	\$791,002	\$738,800
Multiple Goals	\$1,501,315	\$5,217,540



Actual and/or Planned (individual, not FTE) Hires with PFE funds:

	1998-1999	1999-2000
Full-time, Contract/Regular Faculty	32	72
Full-time, Temporary Faculty	6	2
Part-time, Temporary Faculty	137	72
Educational Administrators	1	7
Classified Permanent/Probationary (Full-time employees only)	23	23

District Hires with PFE Funds



District Contact: George Prather
 Phone Number: George_Prather@laccd.cc.ca.us
 Email: George_Prather@laccd.cc.ca.us


Chancellor's Office Contact: Debra K. Sheldon
 Phone Number: (916) 322-2818
 Email: DSheldon@cccco.edu

* Goal 1 = Transfer and Transfer Prepared, Goal 2 = Degrees and Certificates, Goal 3 = Successful Course Completion, Goal 4 = Workforce Development, Goal 5 = Basic Skills Improvement.

PARTNERSHIP FOR EXCELLENCE
REPORT ON LOCAL INVESTMENTS OF PARTNERSHIP FUNDS
Academic and Fiscal Years 1998-1999 and 1999-2000

**District Status Report for
 Los Rios**

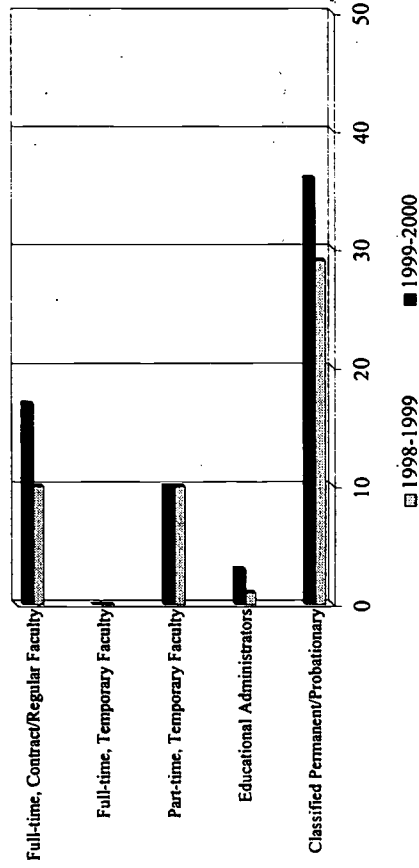
	1998-1999	1999-2000
Total Funds Allocated to District	\$3,824,713	\$5,741,066
Percent of Statewide Allocation	3.8%	4.0%
Expenditures by Goal* Area	1998-1999	1999-2000
Goal 1		\$55,000
Goal 2		\$33,012
Goal 3	\$16,500	\$5,000
Goal 4		\$54,147
Goal 5		
Multiple Goals	\$3,808,213	\$5,593,907



Actual and/or Planned (individual, not FTE) Hires with PFE funds:

	1998-1999	1999-2000
Full-time, Contract/Regular Faculty	10	17
Full-time, Temporary Faculty	0	0
Part-time, Temporary Faculty	10	10
Educational Administrators	1	3
Classified Permanent/Probationary (Full-time employees only)	29	36

District Hires with PFE Funds



District Contact: Theresa Matista
 Phone Number: (916) 568-3164
 Email: matistt@mail.do.losrios.cc.ca.us

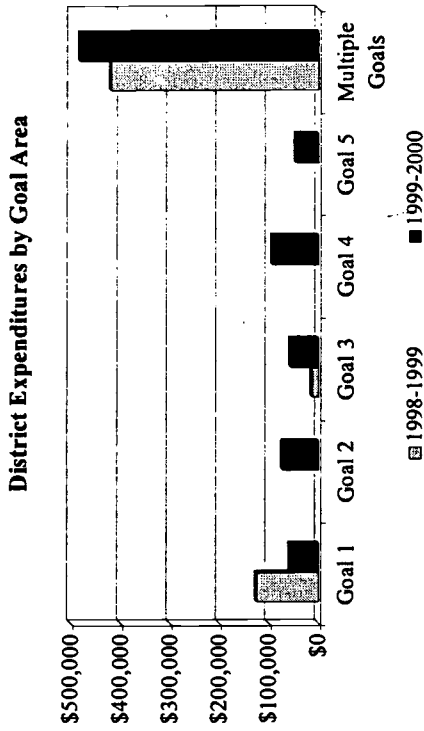
Chancellor's Office Contact: Debra K. Sheldon
 Phone Number: (916) 322-2818
 Email: DSeldon@cccoco.edu

* Goal 1 = Transfer and Transfer Prepared, Goal 2 = Degrees and Certificates, Goal 3 = Successful Course Completion, Goal 4 = Workforce Development, Goal 5 = Basic Skills Improvement.

PARTNERSHIP FOR EXCELLENCE
REPORT ON LOCAL INVESTMENTS OF PARTNERSHIP FUNDS
Academic and Fiscal Years 1998-1999 and 1999-2000

**District Status Report for
Marin**

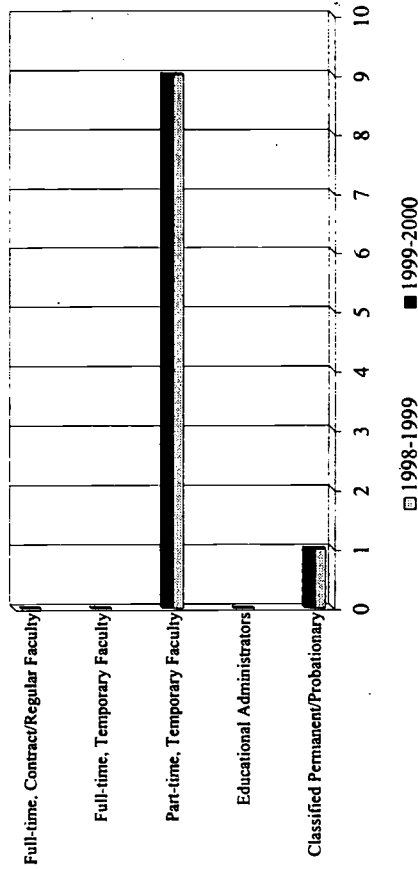
Total Funds Allocated to District	1998-1999	1999-2000
Percent of Statewide Allocation	\$698,623 0.7%	\$947,677 0.7%
Expenditures by Goal* Area	1998-1999	1999-2000
Goal 1	\$125,000	\$58,813
Goal 2		\$73,450
Goal 3	\$14,000	\$57,350
Goal 4		\$93,450
Goal 5		\$46,937
Multiple Goals	\$420,632	\$482,000



Actual and/or Planned (individual, not FTE) Hires with PFE funds:

	1998-1999	1999-2000
Full-time, Contract/Regular Faculty	0	0
Full-time, Temporary Faculty	0	0
Part-time, Temporary Faculty	9	9
Educational Administrators	0	0
Classified Permanent/Probationary (Full-time employees only)	1	1

District Hires with PFE Funds




District Contact: Flozy D. Young
 Phone Number: (415) 883-2211 X 8160
 Email: fyoung@marin.cc.ca.us

Chancellor's Office Contact: Debra K. Sheldon
 Phone Number: (916) 322-2818
 Email: DSheldon@cccco.edu

PARTNERSHIP FOR EXCELLENCE
REPORT ON LOCAL INVESTMENTS OF PARTNERSHIP FUNDS
Academic and Fiscal Years 1998-1999 and 1999-2000

**District Status Report for
Mendocino-Lake**

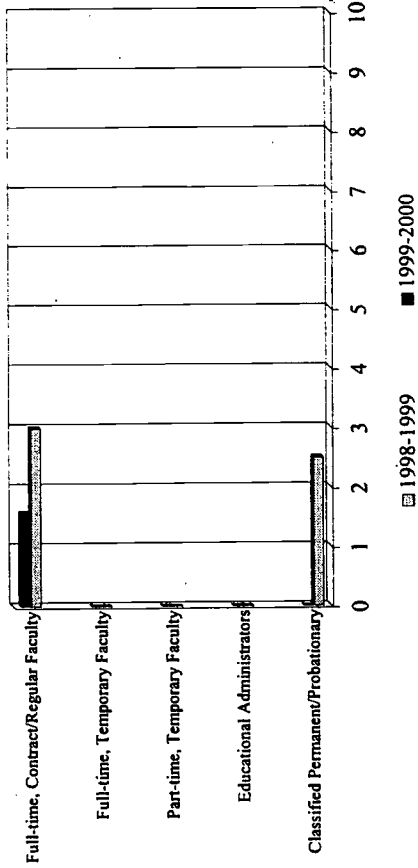
	1998-1999	1999-2000
Total Funds Allocated to District	\$300,000	\$450,000
Percent of Statewide Allocation	0.3%	0.3%
Expenditures by Goal* Area		
Goal 1		
Goal 2		
Goal 3		
Goal 4		
Goal 5		
Multiple Goals	\$235,300	\$514,700



Actual and/or Planned (individual, not FTE) Hires with PFE funds:

	1998-1999	1999-2000
Full-time, Contract/Regular Faculty	3	1.6
Full-time, Temporary Faculty	0	0
Part-time, Temporary Faculty	0	0
Educational Administrators	0	0
Classified Permanent/Probationary (Full-time employees only)	2.5	0

District Hires with PFE Funds



District Contact: Donald A. Vasconcellos
Phone Number: 707.468.3010
Email: dvascon@mendocino.cc.ca.us

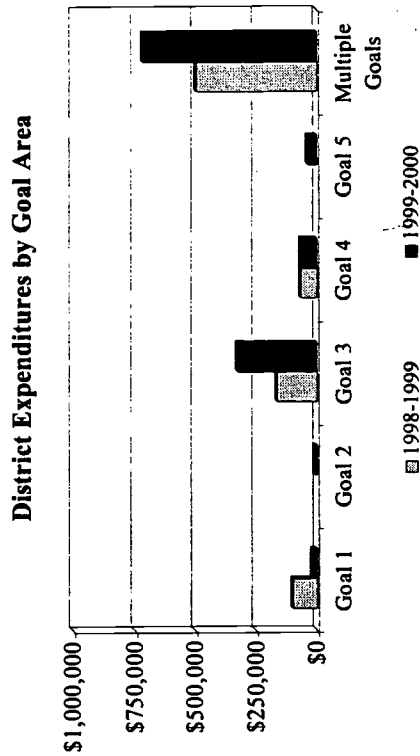
Chancellor's Office Contact: Debra K. Sheldon
Phone Number: (916) 322-2818
Email: DSheldon@ccccco.edu

* Goal 1 = Transfer and Transfer Prepared, Goal 2 = Degrees and Certificates, Goal 3 = Successful Course Completion, Goal 4 = Workforce Development, Goal 5 = Basic Skills Improvement.

PARTNERSHIP FOR EXCELLENCE
REPORT ON LOCAL INVESTMENTS OF PARTNERSHIP FUNDS
Academic and Fiscal Years 1998-1999 and 1999-2000

**District Status Report for
 Merced**

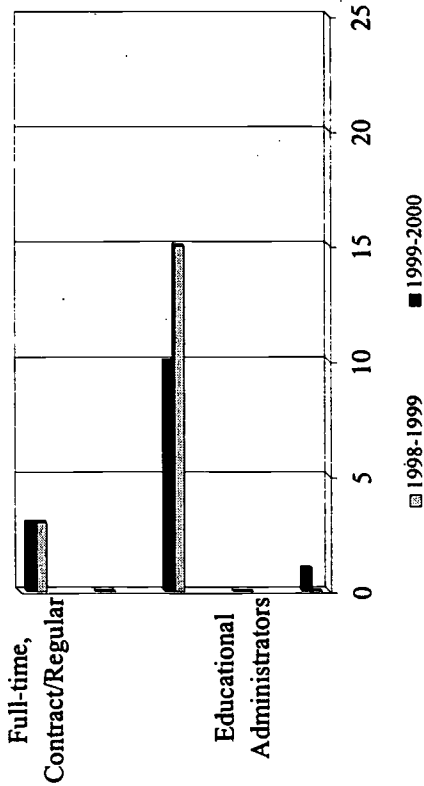
	1998-1999	1999-2000
Total Funds Allocated to District	\$826,539	\$1,176,608
Percent of Statewide Allocation	0.8%	0.8%
Expenditures by Goal* Area	1998-1999	1999-2000
Goal 1	\$100,000	\$19,469
Goal 2	\$9,000	\$9,000
Goal 3	\$163,200	\$326,200
Goal 4	\$66,339	\$66,339
Goal 5	\$36,600	\$36,600
Multiple Goals	\$497,000	\$719,000



Actual and/or Planned (individual, not FTE) Hires with PFE funds:

	1998-1999	1999-2000
Full-time, Contract/Regular Faculty	3	3
Full-time, Temporary Faculty	0	0
Part-time, Temporary Faculty	15	10
Educational Administrators	0	0
Classified Permanent/Probationary (Full-time employees only)	0	1

District Hires with PFE Funds



District Contact: Don Curtaz
 Phone Number: (209) 384-6227
 Email: curtaz@merced.cc.ca.us


Chancellor's Office Contact: Debra K. Sheldon
 Phone Number: (916) 322-2818
 Email: DSheldon@ccccc.edu

* Goal 1 = Transfer and Transfer Prepared, Goal 2 = Degrees and Certificates, Goal 3 = Successful Course Completion, Goal 4 = Workforce Development, Goal 5 = Basic Skills Improvement.

PARTNERSHIP FOR EXCELLENCE
REPORT ON LOCAL INVESTMENTS OF PARTNERSHIP FUNDS
Academic and Fiscal Years 1998-1999 and 1999-2000

District Status Report for
Mira Costa

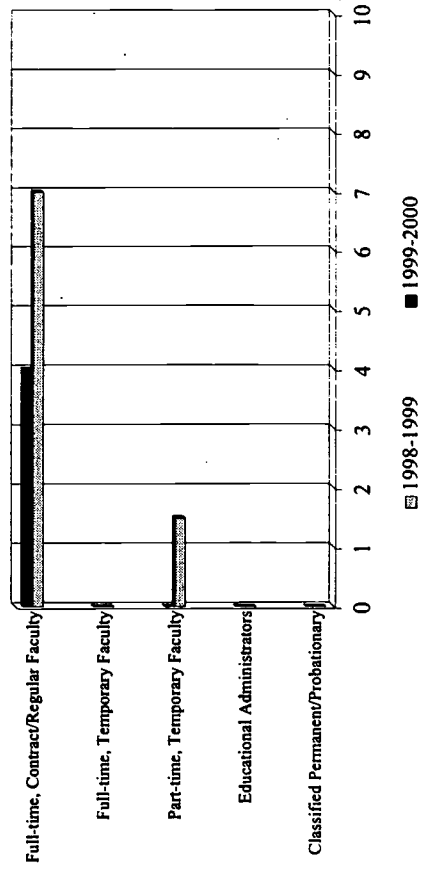
	1998-1999	1999-2000
Total Funds Allocated to District	\$654,059	\$957,895
Percent of Statewide Allocation	0.7%	0.7%
Expenditures by Goal* Area	1998-1999	1999-2000
Goal 1	\$20,000	
Goal 2		
Goal 3	\$373,114	\$594,895
Goal 4	\$9,000	
Goal 5	\$26,500	
Multiple Goals	\$225,445	\$363,000



Actual and/or Planned (individual, not FTE) Hires with PFE funds:

	1998-1999	1999-2000
Full-time, Contract/Regular Faculty	7	4
Full-time, Temporary Faculty	0	0
Part-time, Temporary Faculty	2	0
Educational Administrators	0	0
Classified Permanent/Probationary (Full-time employees only)	0	0

District Hires with PFE Funds



District Contact: Rhonda Morin
Phone Number: 760-795-6832
Email: rmorin@yar.miracosta.cc.ca.us

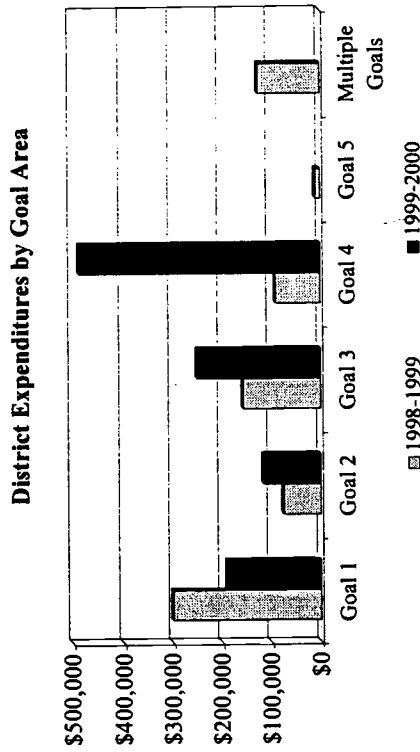
Chancellor's Office Contact: Debra K. Sheldon
Phone Number: (916) 322-2818
Email: DSheldon@cccoco.edu

* Goal 1 = Transfer and Transfer Prepared, Goal 2 = Degrees and Certificates, Goal 3 = Successful Course Completion, Goal 4 = Workforce Development, Goal 5 = Basic Skills Improvement.

PARTNERSHIP FOR EXCELLENCE
REPORT ON LOCAL INVESTMENTS OF PARTNERSHIP FUNDS
Academic and Fiscal Years 1998-1999 and 1999-2000

**District Status Report for
 Monterey Peninsula**

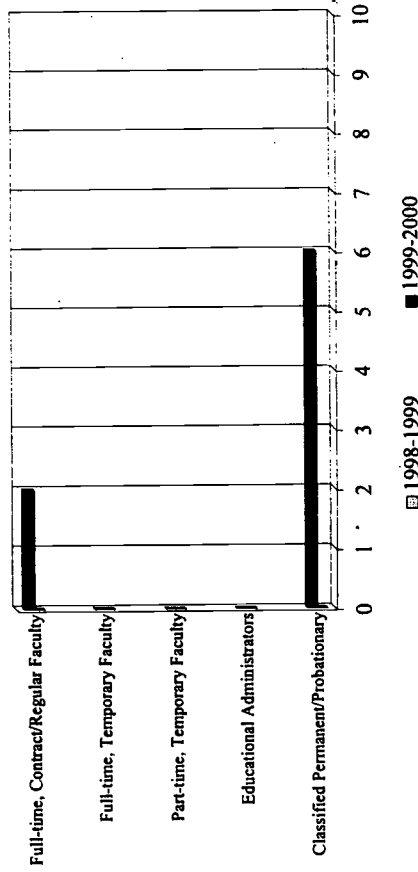
	1998-1999	1999-2000
Total Funds Allocated to District	\$755,882	\$1,039,102
Percent of Statewide Allocation	0.8%	0.7%
Expenditures by Goal* Area	1998-1999	1999-2000
Goal 1	\$300,000	\$189,602
Goal 2	\$75,000	\$114,535
Goal 3	\$156,000	\$249,555
Goal 4	\$90,000	\$485,410
Goal 5	\$10,000	
Multiple Goals	\$124,882	



Actual and/or Planned (individual, not FTE) Hires with PFE funds:

	1998-1999	1999-2000
Full-time, Contract/Regular Faculty	0	2
Full-time, Temporary Faculty	0	0
Part-time, Temporary Faculty	0	0
Educational Administrators	0	0
Classified Permanent/Probationary (Full-time employees only)	0	6

District Hires with PFE Funds



District Contact: Steven Kinsella
 Phone Number: (831) 646-4040
 Email: steven_kinsella@mpc.cc.ca.us

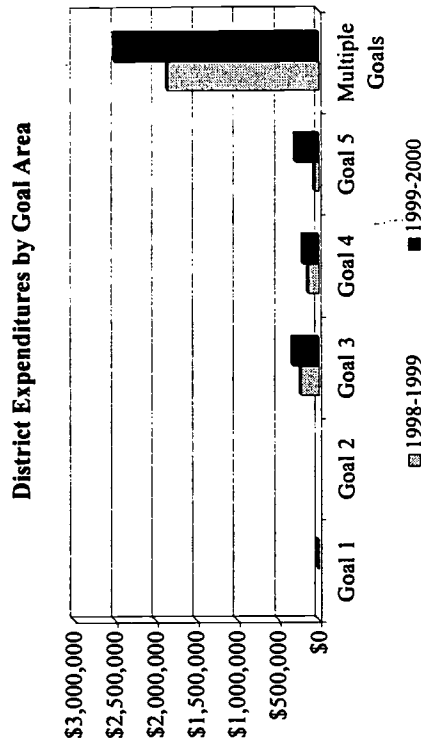
Chancellor's Office Contact: Debra K. Sheldon
 Phone Number: (916) 322-2818
 Email: DSsheldon@ccccco.edu

* Goal 1 = Transfer and Transfer Prepared, Goal 2 = Degrees and Certificates, Goal 3 = Successful Course Completion, Goal 4 = Workforce Development, Goal 5 = Basic Skills Improvement.

PARTNERSHIP FOR EXCELLENCE
REPORT ON LOCAL INVESTMENTS OF PARTNERSHIP FUNDS
Academic and Fiscal Years 1998-1999 and 1999-2000

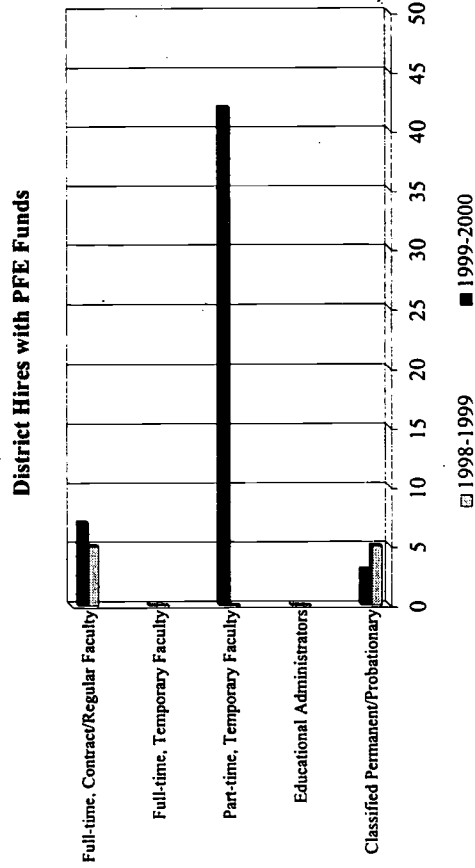
**District Status Report for
Mt. San Antonio**

Total Funds Allocated to District	1998-1999	1999-2000
	\$2,237,221	\$3,288,721
Percent of Statewide Allocation	2.2%	2.3%
Expenditures by Goal* Area	1998-1999	1999-2000
Goal 1		\$10,000
Goal 2		
Goal 3	\$223,775	\$323,300
Goal 4	\$127,874	\$194,536
Goal 5	\$54,079	\$294,227
Multiple Goals	\$1,859,551	\$2,508,356



Actual and/or Planned (individual, not FTE) Hires with PFE funds:

	1998-1999	1999-2000
Full-time, Contract/Regular Faculty	5	7
Full-time, Temporary Faculty	0	0
Part-time, Temporary Faculty	0	42
Educational Administrators	0	0
Classified Permanent/Probationary (Full-time employees only)	5	3



District Contact: Sheila G. Bua
Phone Number: (909) 594-5611, ext. 4234
Email: sbua@mtsac.edu


Chancellor's Office Contact: Debra K. Sheldon
Phone Number: (916) 322-2818
Email: DSheldon@ccccc.edu

* Goal 1 = Transfer and Transfer Prepared, Goal 2 = Degrees and Certificates, Goal 3 = Successful Course Completion, Goal 4 = Workforce Development, Goal 5 = Basic Skills Improvement.

PARTNERSHIP FOR EXCELLENCE
REPORT ON LOCAL INVESTMENTS OF PARTNERSHIP FUNDS
Academic and Fiscal Years 1998-1999 and 1999-2000

**District Status Report for
 Mt. San Jacinto**

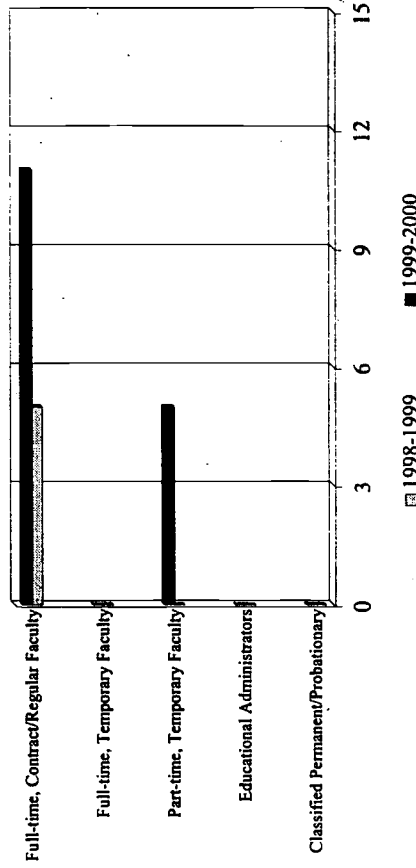
	1998-1999	1999-2000
Total Funds Allocated to District	\$563,790	\$887,685
Percent of Statewide Allocation	0.6%	0.6%
Expenditures by Goal* Area	1998-1999	1999-2000
Goal 1		\$67,400
Goal 2		
Goal 3	\$81,424	\$95,800
Goal 4	\$14,558	\$26,000
Goal 5	\$467,808	\$698,485
Multiple Goals		



Actual and/or Planned (individual, not FTE) Hires with PFE funds:

	1998-1999	1999-2000
Full-time, Contract/Regular Faculty	5	11
Full-time, Temporary Faculty	0	0
Part-time, Temporary Faculty	0	5
Educational Administrators	0	0
Classified Permanent/Probationary (Full-time employees only)	0	0

District Hires with PFE Funds



District Contact: Becky Elam
 Phone Number: (909)487-6752, ext. 1205
 Email: belam@msjc.cc.ca.us


Chancellor's Office Contact: Debra K. Sheldon
 Phone Number: (916) 322-2818
 Email: DSheldon@ccccc.edu

* Goal 1 = Transfer and Transfer Prepared, Goal 2 = Degrees and Certificates, Goal 3 = Successful Course Completion, Goal 4 = Workforce Development, Goal 5 = Basic Skills Improvement.

PARTNERSHIP FOR EXCELLENCE
REPORT ON LOCAL INVESTMENTS OF PARTNERSHIP FUNDS
Academic and Fiscal Years 1998-1999 and 1999-2000

**District Status Report for
 Napa Valley**

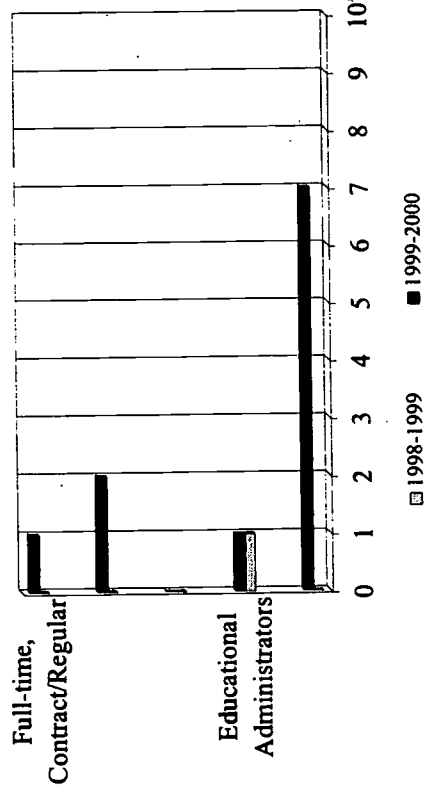
	1998-1999	1999-2000
Total Funds Allocated to District	\$524,204	\$780,803
Percent of Statewide Allocation	0.5%	0.5%
Expenditures by Goal* Area	1998-1999	1999-2000
Goal 1	\$295,734	\$420,970
Goal 2		
Goal 3	\$216,940	\$314,555
Goal 4		\$35,278
Goal 5	\$11,530	\$10,000
Multiple Goals		



Actual and/or Planned (individual, not FTE) Hires with PFE funds:

	1998-1999	1999-2000
Full-time, Contract/Regular Faculty	0	1
Full-time, Temporary Faculty	0	2
Part-time, Temporary Faculty	0	0
Educational Administrators	1	1
Classified Permanent/Probationary (Full-time employees only)	0	7

District Hires with PFE Funds



District Contact: Ely R. Baraan
 Phone Number: (707) 253-3311
 Email: ebaran@campus.nvc.cc.ca.us

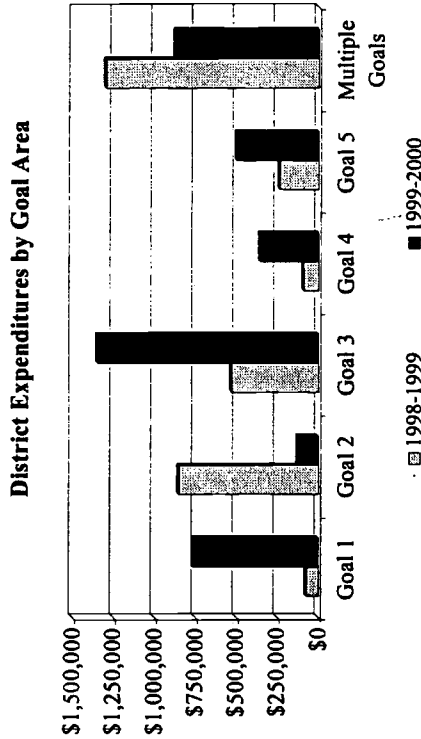
Chancellor's Office Contact: Debra K. Sheldon
 Phone Number: (916) 322-2818
 Email: DSheldon@ccccc.edu

* Goal 1 = Transfer and Transfer Prepared, Goal 2 = Degrees and Certificates, Goal 3 = Successful Course Completion, Goal 4 = Workforce Development, Goal 5 = Basic Skills Improvement.

PARTNERSHIP FOR EXCELLENCE
REPORT ON LOCAL INVESTMENTS OF PARTNERSHIP FUNDS
Academic and Fiscal Years 1998-1999 and 1999-2000

**District Status Report for
 North Orange County**

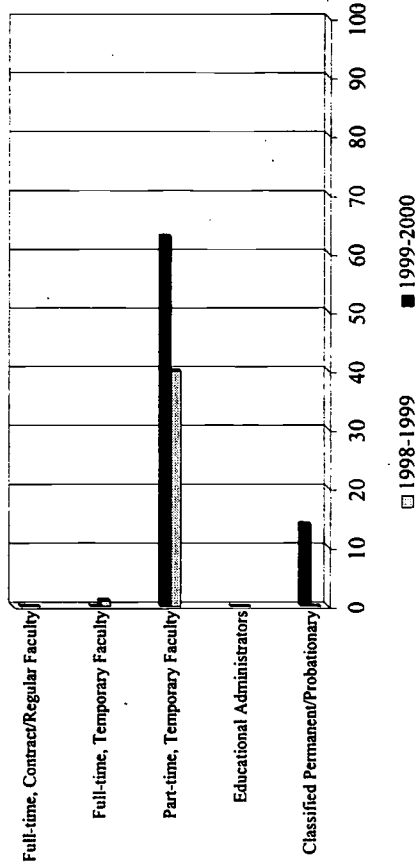
Total Funds Allocated to District	1998-1999	1999-2000
	\$3,103,947	\$4,463,744
Percent of Statewide Allocation	3.1%	3.1%
Expenditures by Goal* Area	1998-1999	1999-2000
Goal 1	\$76,552	\$763,377
Goal 2	\$853,934	\$126,343
Goal 3	\$530,204	\$1,348,223
Goal 4	\$93,061	\$356,654
Goal 5	\$237,998	\$500,487
Multiple Goals	\$1,301,055	\$877,859



Actual and/or Planned (individual, not FTE) Hires with PFE funds:

	1998-1999	1999-2000
Full-time, Contract/Regular Faculty	0	0
Full-time, Temporary Faculty	1	0
Part-time, Temporary Faculty	40	63
Educational Administrators	0	0
Classified Permanent/Probationary (Full-time employees only)	0	14

District Hires with PFE Funds



District Contact: Donna Hatchett
 Phone Number: (714) 578-8448
 Email: hatchetid@nooccccd.cc.ca.us

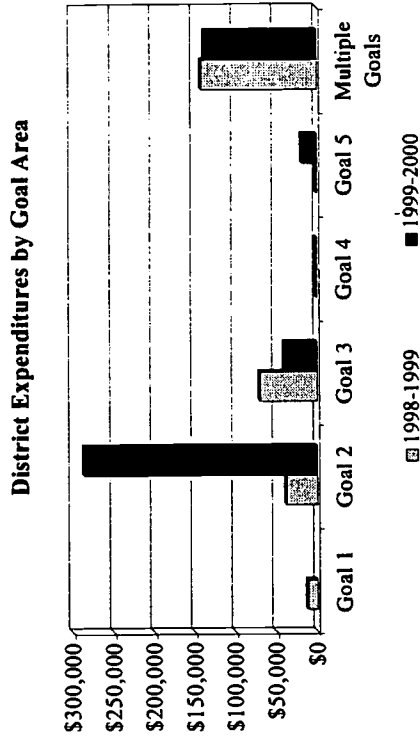
Chancellor's Office Contact: Debra K. Sheldon
 Phone Number: (916) 322-2818
 Email: DSheldon@cccoco.edu

* Goal 1 = Transfer and Transfer Prepared, Goal 2 = Degrees and Certificates, Goal 3 = Successful Course Completion, Goal 4 = Workforce Development, Goal 5 = Basic Skills Improvement.

PARTNERSHIP FOR EXCELLENCE
REPORT ON LOCAL INVESTMENTS OF PARTNERSHIP FUNDS
Academic and Fiscal Years 1998-1999 and 1999-2000

District Status Report for
Palo Verde

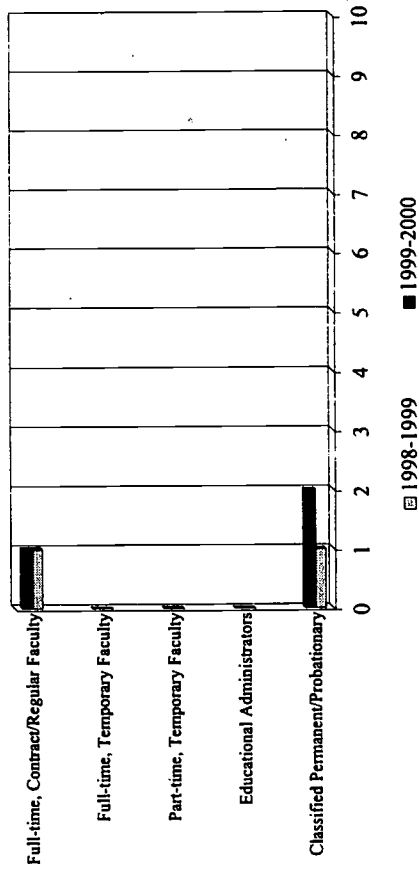
	1998-1999	1999-2000
Total Funds Allocated to District	\$300,000	\$450,000
Percent of Statewide Allocation	0.3%	0.3%
Expenditures by Goal* Area	1998-1999	1999-2000
Goal 1	\$12,000	
Goal 2	\$38,000	\$286,000
Goal 3	\$70,208	\$40,000
Goal 4	\$2,000	\$2,500
Goal 5	\$1,255	\$18,800
Multiple Goals	\$141,737	\$137,500



Actual and/or Planned (individual, not FTE) Hires with PFE funds:

	1998-1999	1999-2000
Full-time, Contract/Regular Faculty	1	1
Full-time, Temporary Faculty	0	0
Part-time, Temporary Faculty	0	0
Educational Administrators	0	0
Classified Permanent/Probationary (Full-time employees only)	1	2

District Hires with PFE Funds



District Contact: Geri Butler-Smith
 Phone Number: (760) 921-5348
 Email: gbutlersmith@paloverde.cc.ca.us


Chancellor's Office Contact: Debra K. Sheldon
 Phone Number: (916) 322-2818
 Email: DSheldon@ccccc.edu

* Goal 1 = Transfer and Transfer Prepared, Goal 2 = Degrees and Certificates, Goal 3 = Successful Course Completion, Goal 4 = Workforce Development, Goal 5 = Basic Skills Improvement.

PARTNERSHIP FOR EXCELLENCE
REPORT ON LOCAL INVESTMENTS OF PARTNERSHIP FUNDS
Academic and Fiscal Years 1998-1999 and 1999-2000

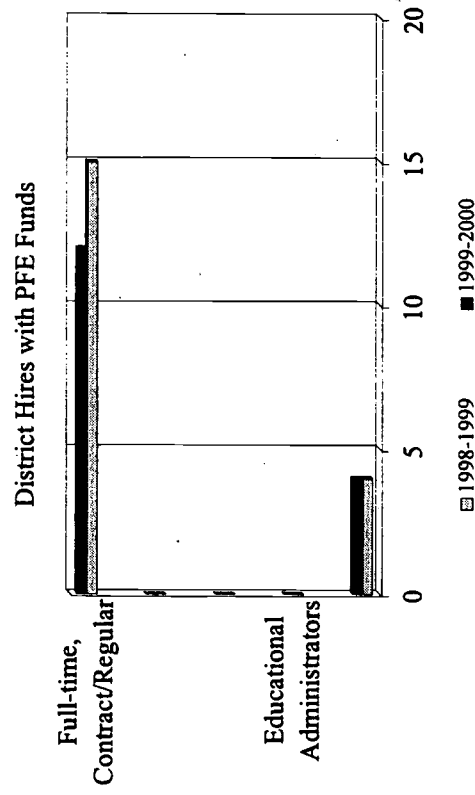
**District Status Report for
 Palomar**

	1998-1999	1999-2000
Total Funds Allocated to District	\$1,673,511	\$2,325,299
Percent of Statewide Allocation	1.7%	1.6%
Expenditures by Goal* Area	1998-1999	1999-2000
Goal 1		
Goal 2		
Goal 3		
Goal 4		
Goal 5		
Multiple Goals	\$1,389,689	\$2,325,299



Actual and/or Planned (individual, not FTE) Hires with PFE funds:

	1998-1999	1999-2000
Full-time, Contract/Regular Faculty	15	12
Full-time, Temporary Faculty	0	0
Part-time, Temporary Faculty	0	0
Educational Administrators	0	0
Classified Permanent/Probationary (Full-time employees only)	4	4



District Contact: Diane Mitchell
 Phone Number: 760-744-1150 Ext 2246
 Email: drmichael@palomar.edu

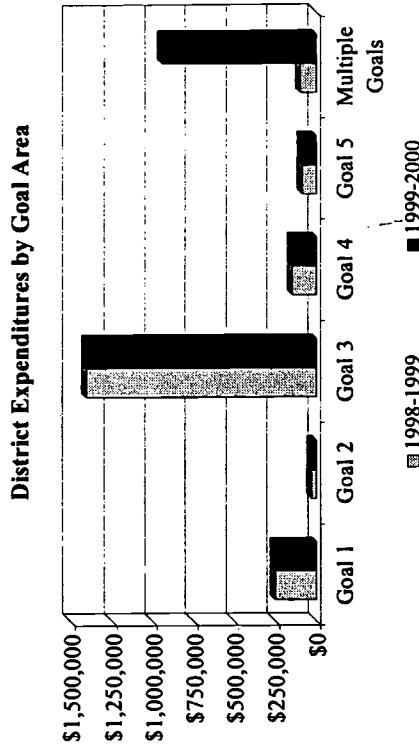
Chancellor's Office Contact: Debra K. Sheldon
 Phone Number: (916) 322-2818
 Email: DS Sheldon@cccco.edu

* Goal 1 = Transfer and Transfer Prepared, Goal 2 = Degrees and Certificates, Goal 3 = Successful Course Completion, Goal 4 = Workforce Development, Goal 5 = Basic Skills Improvement.

PARTNERSHIP FOR EXCELLENCE
REPORT ON LOCAL INVESTMENTS OF PARTNERSHIP FUNDS
Academic and Fiscal Years 1998-1999 and 1999-2000

**District Status Report for
Pasadena**

Total Funds Allocated to District	1998-1999	1999-2000
	\$2,034,973	\$2,879,893
Percent of Statewide Allocation	2.0%	2.0%
Expenditures by Goal* Area	1998-1999	1999-2000
Goal 1	\$255,600	\$255,600
Goal 2	\$32,000	\$32,000
Goal 3	\$1,409,573	\$1,409,573
Goal 4	\$147,800	\$147,800
Goal 5	\$90,000	\$90,000
Multiple Goals	\$100,000	\$944,920



Actual and/or Planned (individual, not FTE) Hires with PFE funds:

	1998-1999	1999-2000
Full-time, Contract/Regular Faculty	0	0
Full-time, Temporary Faculty	0	0
Part-time, Temporary Faculty	0	0
Educational Administrators	0	0
Classified Permanent/Probationary (Full-time employees only)	0	0

District Contact: Dr. James Kossler
Phone Number: 626-585-7201
Email: jpkossler@paccd.cc.ca.us

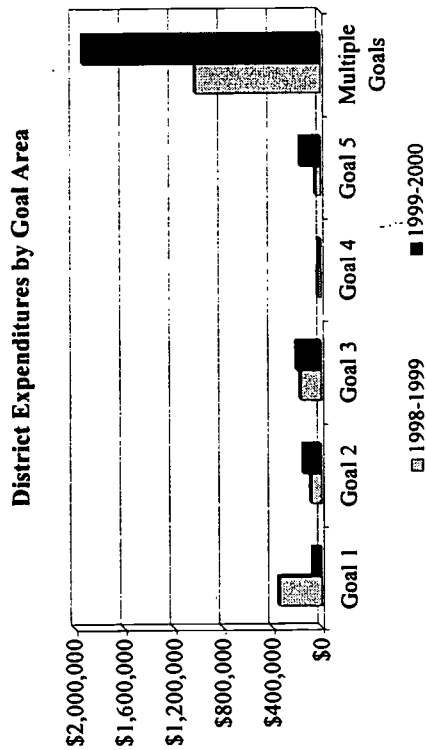
Chancellor's Office Contact: Debra K. Sheldon
Phone Number: (916) 322-2818
Email: DSheldon@ccccc.edu

* Goal 1 = Transfer and Transfer Prepared, Goal 2 = Degrees and Certificates, Goal 3 = Successful Course Completion, Goal 4 = Workforce Development, Goal 5 = Basic Skills Improvement.

PARTNERSHIP FOR EXCELLENCE
REPORT ON LOCAL INVESTMENTS OF PARTNERSHIP FUNDS
Academic and Fiscal Years 1998-1999 and 1999-2000

District Status Report for
Peralta

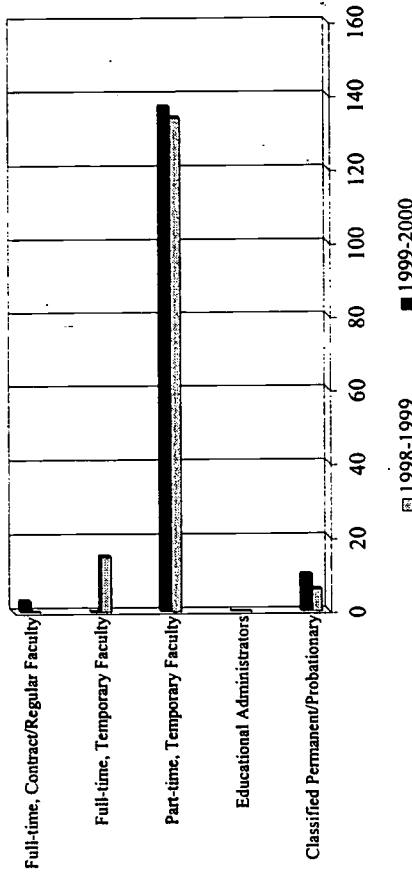
Total Funds Allocated to District	1998-1999	1999-2000
Percent of Statewide Allocation	\$1,698,833	\$2,518,125
	1.7%	1.7%
Expenditures by Goal* Area	1998-1999	1999-2000
Goal 1	\$346,050	\$68,076
Goal 2	\$82,467	\$144,997
Goal 3	\$167,135	\$198,239
Goal 4	\$21,322	\$15,521
Goal 5	\$36,483	\$165,521
Multiple Goals	\$1,017,209	\$1,925,771



Actual and/or Planned (individual, not FTE) Hires with PFE funds:

	1998-1999	1999-2000
Full-time, Contract/Regular Faculty	0	3
Full-time, Temporary Faculty	15	0
Part-time, Temporary Faculty	134	137
Educational Administrators	0	0
Classified Permanent/Probationary (Full-time employees only)	6	10

District Hires with PFE Funds



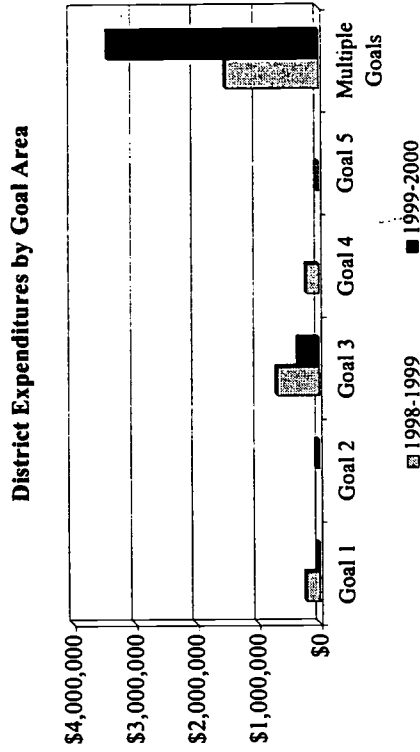
District Contact: Judy Walters
 Phone Number: (510) 466-7311
 Email: jwalters@peralta.cc.ca.us

Chancellor's Office Contact: Debra K. Sheldon
 Phone Number: (916) 322-2818
 Email: DSheldon@ccccco.edu

PARTNERSHIP FOR EXCELLENCE
REPORT ON LOCAL INVESTMENTS OF PARTNERSHIP FUNDS
Academic and Fiscal Years 1998-1999 and 1999-2000

District Status Report for
Rancho Santiago

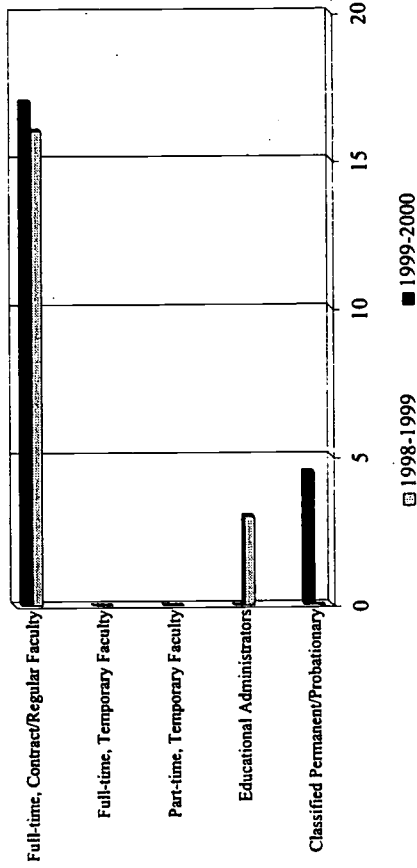
	1998-1999	1999-2000
Total Funds Allocated to District	\$2,639,212	\$3,830,540
Percent of Statewide Allocation	2.6%	2.6%
Expenditures by Goal* Area	1998-1999	1999-2000
Goal 1	\$215,000	\$20,530
Goal 2	\$41,700	
Goal 3	\$690,000	\$335,568
Goal 4	\$200,000	
Goal 5	\$35,000	
Multiple Goals	\$1,499,212	\$3,432,742



Actual and/or Planned (individual, not FTE) Hires with PFE funds:

	1998-1999	1999-2000
Full-time, Contract/Regular Faculty	16	17
Full-time, Temporary Faculty	0	0
Part-time, Temporary Faculty	0	0
Educational Administrators	3	0
Classified Permanent/Probationary (Full-time employees only)	0	5

District Hires with PFE Funds



District Contact: Mark J. Zacovic, Ph.D.
 Phone Number: (714) 480-7340
 Email: zacovic_mark@rsccd.org


Chancellor's Office Contact: Debra K. Sheldon
 Phone Number: (916) 322-2818
 Email: DSeldon@ccccc.edu

* Goal 1 = Transfer and Transfer Prepared, Goal 2 = Degrees and Certificates, Goal 3 = Successful Course Completion, Goal 4 = Workforce Development, Goal 5 = Basic Skills Improvement.

PARTNERSHIP FOR EXCELLENCE
REPORT ON LOCAL INVESTMENTS OF PARTNERSHIP FUNDS
Academic and Fiscal Years 1998-1999 and 1999-2000

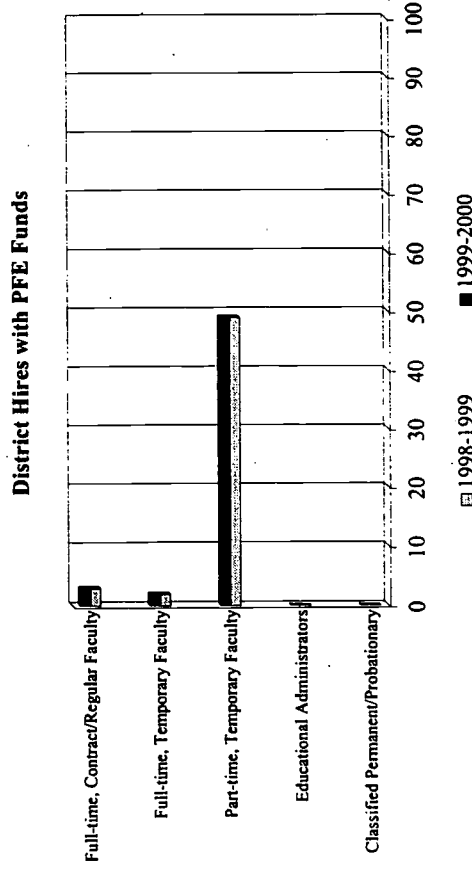
**District Status Report for
 Redwoods**

Total Funds Allocated to District	<u>1998-1999</u>	<u>1999-2000</u>
	\$577,815	\$811,782
Percent of Statewide Allocation	0.6%	0.6%
Expenditures by Goal* Area	<u>1998-1999</u>	<u>1999-2000</u>
Goal 1		
Goal 2		
Goal 3		
Goal 4		
Goal 5		
Multiple Goals	\$577,815	\$811,782



Actual and/or Planned (individual, not FTE) Hires with PFE funds:

	<u>1998-1999</u>	<u>1999-2000</u>
Full-time, Contract/Regular Faculty	3	3
Full-time, Temporary Faculty	2	2
Part-time, Temporary Faculty	49	49
Educational Administrators	0	0
Classified Permanent/Probationary (Full-time employees only)	0	0



District Contact: Ron Cox
 Phone Number: (707) 476-4122
 Email: Ron-Cox@eureka.redwoods.cc.ca.us

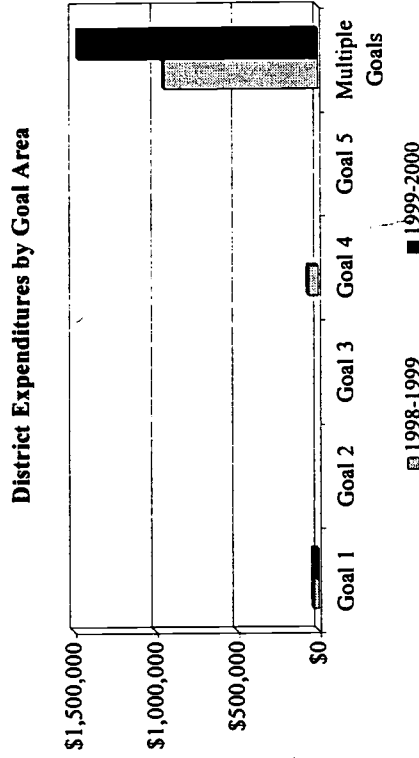
Chancellor's Office Contact: Debra K. Sheldon
 Phone Number: (916) 322-2818
 Email: DSheldon@ccccco.edu

* Goal 1 = Transfer and Transfer Prepared, Goal 2 = Degrees and Certificates, Goal 3 = Successful Course Completion, Goal 4 = Workforce Development, Goal 5 = Basic Skills Improvement.

PARTNERSHIP FOR EXCELLENCE
REPORT ON LOCAL INVESTMENTS OF PARTNERSHIP FUNDS
Academic and Fiscal Years 1998-1999 and 1999-2000

District Status Report for
Rio Hondo

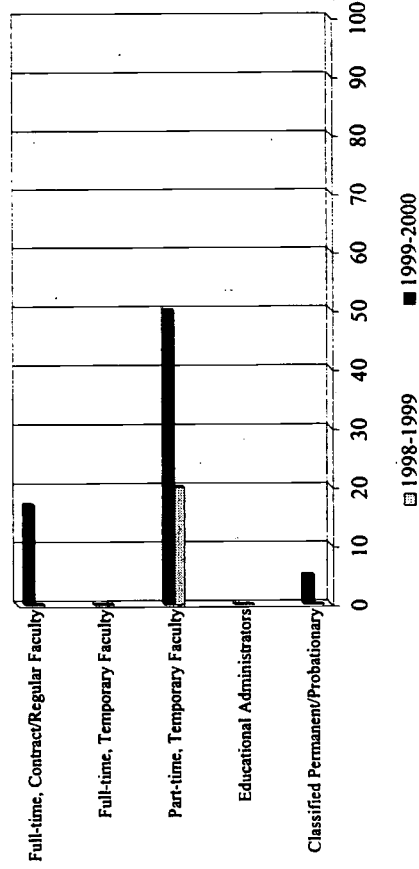
	1998-1999	1999-2000
Total Funds Allocated to District	\$1,034,509	\$1,500,922
Percent of Statewide Allocation	1.0%	1.0%
Expenditures by Goal* Area	1998-1999	1999-2000
Goal 1	\$30,000	\$30,000
Goal 2		
Goal 3		
Goal 4	\$60,000	
Goal 5		
Multiple Goals	\$944,509	\$1,470,922



Actual and/or Planned (individual, not FTE) Hires with PFE funds:

	1998-1999	1999-2000
Full-time, Contract/Regular Faculty	0	17
Full-time, Temporary Faculty	0	0
Part-time, Temporary Faculty	20	50
Educational Administrators	0	0
Classified Permanent/Probationary (Full-time employees only)	0	5

District Hires with PFE Funds



District Contact: Teresa Dreyfuss
 Phone Number: 562-692-0921 X3035
 Email: tdreyfuss@rh.cc.ca.us

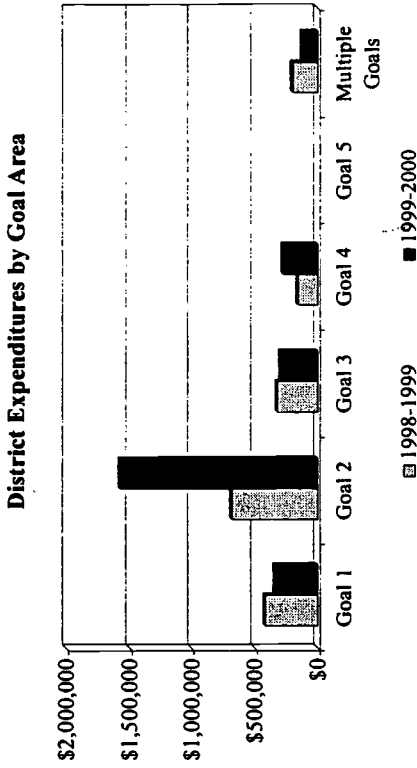
Chancellor's Office Contact: Debra K. Sheldon
 Phone Number: (916) 322-2818
 Email: DS Sheldon@ccccc.edu

* Goal 1 = Transfer and Transfer Prepared, Goal 2 = Degrees and Certificates, Goal 3 = Successful Course Completion, Goal 4 = Workforce Development, Goal 5 = Basic Skills Improvement.

PARTNERSHIP FOR EXCELLENCE
REPORT ON LOCAL INVESTMENTS OF PARTNERSHIP FUNDS
Academic and Fiscal Years 1998-1999 and 1999-2000

**District Status Report for
 Riverside**

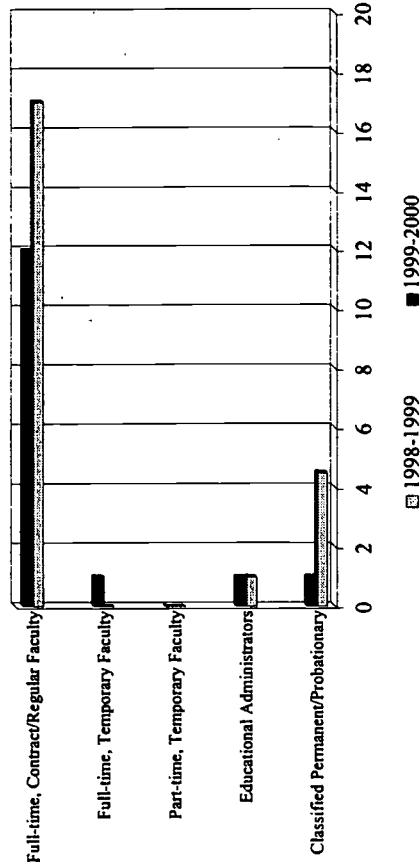
	1998-1999	1999-2000
Total Funds Allocated to District	\$1,780,814	\$2,602,740
Percent of Statewide Allocation	1.8%	1.8%
Expenditures by Goal* Area		
Goal 1	\$420,269	\$339,772
Goal 2	\$687,146	\$1,575,563
Goal 3	\$321,542	\$292,259
Goal 4	\$155,887	\$274,067
Goal 5		
Multiple Goals	\$195,970	\$121,079



Actual and/or Planned (individual, not FTE) Hires with PFE funds:

	1998-1999	1999-2000
Full-time, Contract/Regular Faculty	17	12
Full-time, Temporary Faculty	0	1
Part-time, Temporary Faculty	0	0
Educational Administrators	1	1
Classified Permanent/Probationary (Full-time employees only)	5	1

District Hires with PFE Funds



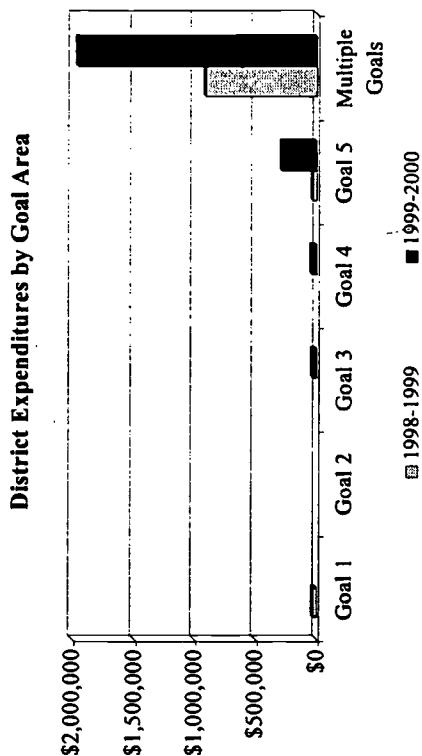
District Contact: James L. Buiysse
 Phone Number: (909) 222-8047
 Email: jbuysses@rccd.cc.ca.us

Chancellor's Office Contact: Debra K. Sheldon
 Phone Number: (916) 322-2818
 Email: DS Sheldon@cccco.edu

PARTNERSHIP FOR EXCELLENCE
REPORT ON LOCAL INVESTMENTS OF PARTNERSHIP FUNDS
Academic and Fiscal Years 1998-1999 and 1999-2000

District Status Report for
 San Bernardino

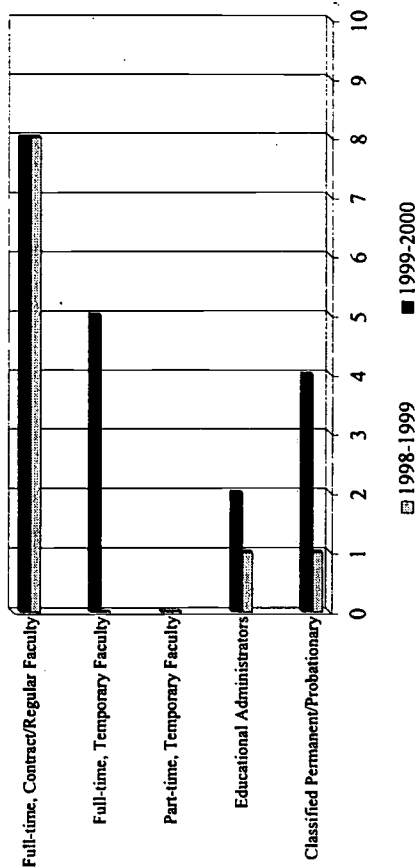
Total Funds Allocated to District	1998-1999	1999-2000
	\$1,375,944	\$1,928,741
Percent of Statewide Allocation	1.4%	1.3%
Expenditures by Goal* Area	1998-1999	1999-2000
Goal 1	\$32,561	
Goal 2		
Goal 3		\$35,000
Goal 4		\$41,189
Goal 5	\$33,654	\$285,759
Multiple Goals	\$914,923	\$1,961,599



Actual and/or Planned (individual, not FTE) Hires with PFE funds:

	1998-1999	1999-2000
Full-time, Contract/Regular Faculty	8	8
Full-time, Temporary Faculty	0	5
Part-time, Temporary Faculty	0	0
Educational Administrators	1	2
Classified Permanent/Probationary (Full-time employees only)	1	4

District Hires with PFE Funds



District Contact: Jack H. Sherman
 Phone Number: (909) 889-2719
 Email: jsherman@sbcdd.cc.ca.us

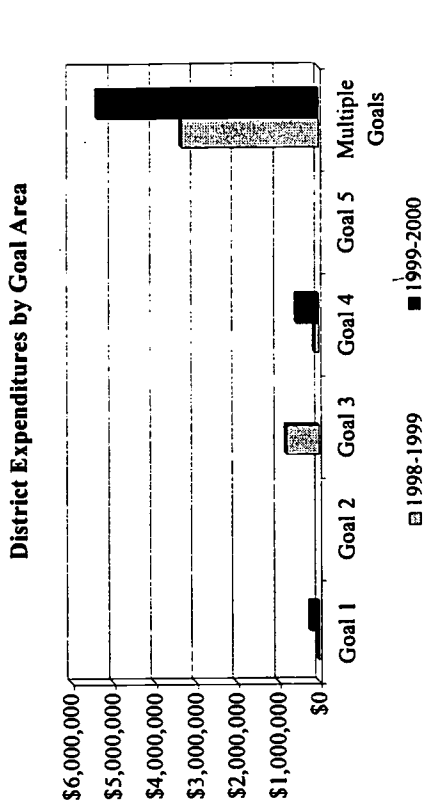
Chancellor's Office Contact: Debra K. Sheldon
 Phone Number: (916) 322-2818
 Email: DSheldon@ccccc.edu

* Goal 1 = Transfer and Transfer Prepared, Goal 2 = Degrees and Certificates, Goal 3 = Successful Course Completion, Goal 4 = Workforce Development, Goal 5 = Basic Skills Improvement.

PARTNERSHIP FOR EXCELLENCE
REPORT ON LOCAL INVESTMENTS OF PARTNERSHIP FUNDS
Academic and Fiscal Years 1998-1999 and 1999-2000

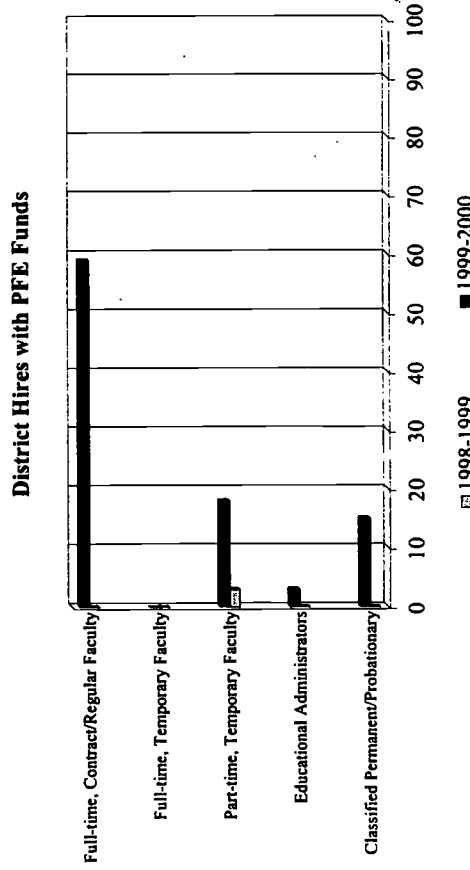
District Status Report for
San Diego Community College District

	1998-1999	1999-2000
Total Funds Allocated to District	\$4,264,599	\$6,142,273
Percent of Statewide Allocation	4.3%	4.2%
Expenditures by Goal* Area	1998-1999	1999-2000
Goal 1	\$20,000	\$225,000
Goal 2		
Goal 3	\$800,000	
Goal 4	\$102,000	\$549,474
Goal 5		
Multiple Goals	\$3,342,599	\$5,368,007



Actual and/or Planned (individual, not FTE) Hires with PFE funds:

	1998-1999	1999-2000
Full-time, Contract/Regular Faculty	0	59
Full-time, Temporary Faculty	0	0
Part-time, Temporary Faculty	3	18
Educational Administrators	0	3
Classified Permanent/Probationary (Full-time employees only)	0	15



District Contact: Lynn Ceresino Neault
 Phone Number: (619) 584-6922
 Email: lneault@sdccd.net

Chancellor's Office Contact: Debra K. Sheldon
 Phone Number: (916) 322-2818
 Email: DSheldon@cccoco.edu


PARTNERSHIP FOR EXCELLENCE

REPORT ON LOCAL INVESTMENTS OF PARTNERSHIP FUNDS

Academic and Fiscal Years 1998-1999 and 1999-2000

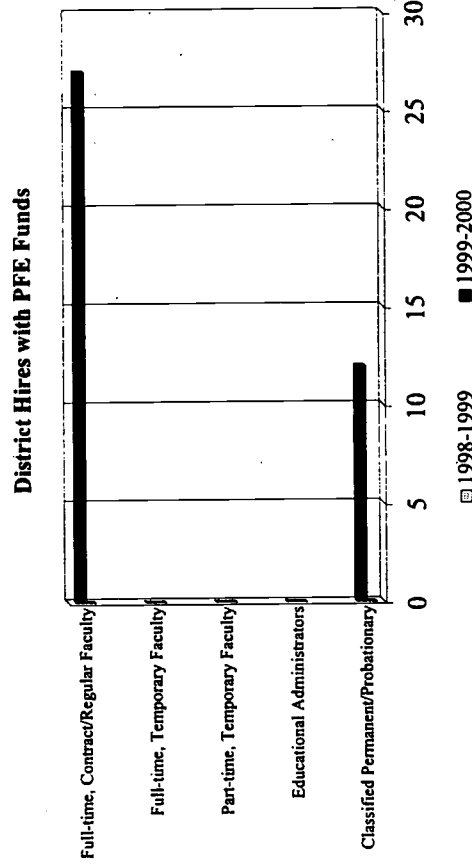
District Status Report for San Francisco

	1998-1999	1999-2000
Total Funds Allocated to District	\$3,642,372	\$5,093,786
Percent of Statewide Allocation	3.6%	3.5%
Expenditures by Goal* Area		
Goal 1	\$35,000	\$20,000
Goal 2		
Goal 3		\$165,000
Goal 4	\$12,000	\$25,000
Goal 5		
Multiple Goals	\$3,595,372	\$4,883,786



Actual and/or Planned (individual, not FTE) Hires with PFE funds:

	1998-1999	1999-2000
Full-time, Contract/Regular Faculty	0	27
Full-time, Temporary Faculty	0	0
Part-time, Temporary Faculty	0	0
Educational Administrators	0	0
Classified Permanent/Probationary (Full-time employees only)	0	12



District Contact: James Kendrick
Phone Number: 414-214-2259
Email: jkendrix@ccsf.org

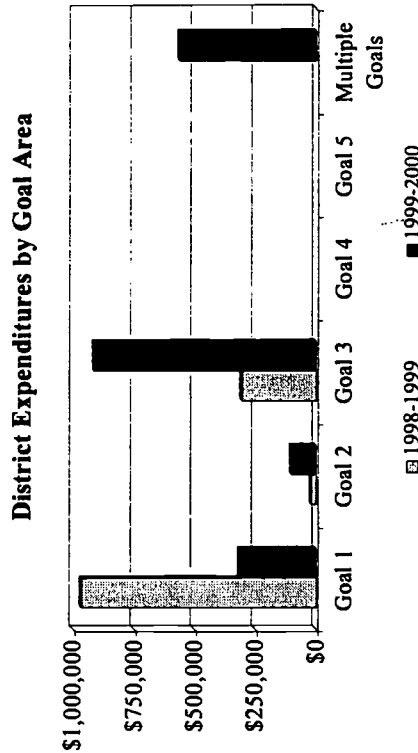
Chancellor's Office Contact: Debra K. Sheldon
Phone Number: (916) 322-2818
Email: DSheldon@cccoco.edu

* Goal 1 = Transfer and Transfer Prepared, Goal 2 = Degrees and Certificates, Goal 3 = Successful Course Completion, Goal 4 = Workforce Development, Goal 5 = Basic Skills Improvement.

PARTNERSHIP FOR EXCELLENCE
REPORT ON LOCAL INVESTMENTS OF PARTNERSHIP FUNDS
Academic and Fiscal Years 1998-1999 and 1999-2000

District Status Report for
San Joaquin Delta

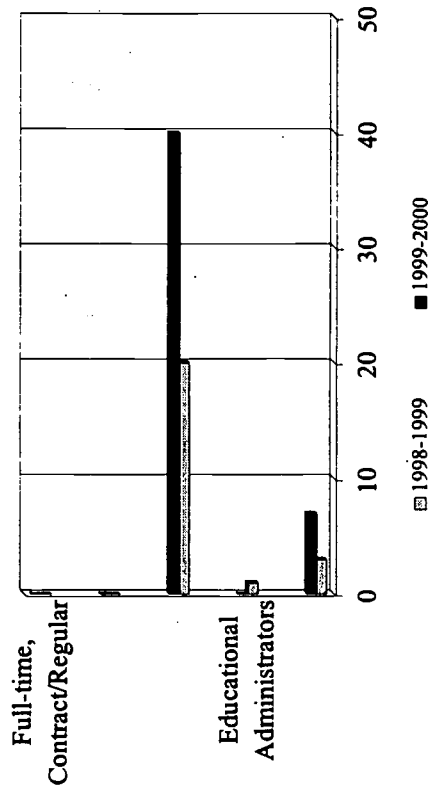
	1998-1999	1999-2000
Total Funds Allocated to District	\$1,293,352	\$1,895,967
Percent of Statewide Allocation	1.3%	1.3%
Expenditures by Goal* Area	1998-1999	1999-2000
Goal 1	\$967,500	\$313,061
Goal 2	\$20,852	\$102,703
Goal 3	\$305,000	\$915,058
Goal 4		
Goal 5		
Multiple Goals		\$565,145



Actual and/or Planned (individual, not FTE) Hires with PFE funds:

	1998-1999	1999-2000
Full-time, Contract/Regular Faculty	0	0
Full-time, Temporary Faculty	0	0
Part-time, Temporary Faculty	20	40
Educational Administrators	1	0
Classified Permanent/Probationary (Full-time employees only)	3	7

District Hires with PFE Funds



District Contact: Ernest C. Cooper
 Phone Number: 209-954-5019
 Email: cooper@sjdcd.cc.ca.us


Chancellor's Office Contact: Debra K. Sheldon
 Phone Number: (916) 322-2818
 Email: DSheldon@ccccc.edu

* Goal 1 = Transfer and Transfer Prepared, Goal 2 = Degrees and Certificates, Goal 3 = Successful Course Completion, Goal 4 = Workforce Development, Goal 5 = Basic Skills Improvement.

PARTNERSHIP FOR EXCELLENCE
REPORT ON LOCAL INVESTMENTS OF PARTNERSHIP FUNDS
Academic and Fiscal Years 1998-1999 and 1999-2000

District Status Report for
San Jose/Evergreen Community College District

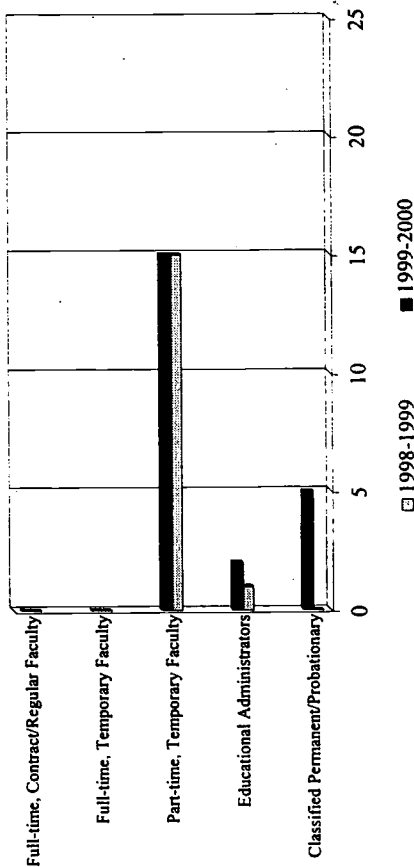
	1998-1999	1999-2000
Total Funds Allocated to District	\$1,207,924	\$1,937,779
Percent of Statewide Allocation	1.2%	1.3%
Expenditures by Goal* Area		
Goal 1		
Goal 2	\$6,788	\$58,212
Goal 3	\$6,500	
Goal 4	\$200,000	\$35,000
Goal 5		
Multiple Goals	\$925,321	\$1,740,503



Actual and/or Planned (individual, not FTE) Hires with PFE funds:

	1998-1999	1999-2000
Full-time, Contract/Regular Faculty	0	0
Full-time, Temporary Faculty	0	0
Part-time, Temporary Faculty	15	15
Educational Administrators	1	2
Classified Permanent/Probationary (Full-time employees only)	0	5

District Hires with PFE Funds



District Contact: Lou Albert & Michael Hill
 Phone Number: 408-270-6750 & 408-270-6426
 Email: Lalbert@sjeccd.cc.ca.us & Mhill@sjeccd.cc.ca.us

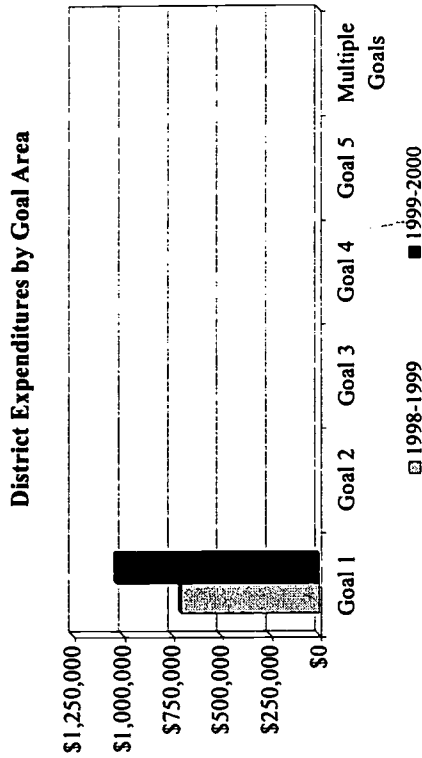
Chancellor's Office Contact: Debra K. Sheldon
 Phone Number: (916) 322-2818
 Email: DSheldon@cccco.edu

* Goal 1 = Transfer and Transfer Prepared, Goal 2 = Degrees and Certificates, Goal 3 = Successful Course Completion, Goal 4 = Workforce Development, Goal 5 = Basic Skills Improvement.

PARTNERSHIP FOR EXCELLENCE
REPORT ON LOCAL INVESTMENTS OF PARTNERSHIP FUNDS
Academic and Fiscal Years 1998-1999 and 1999-2000

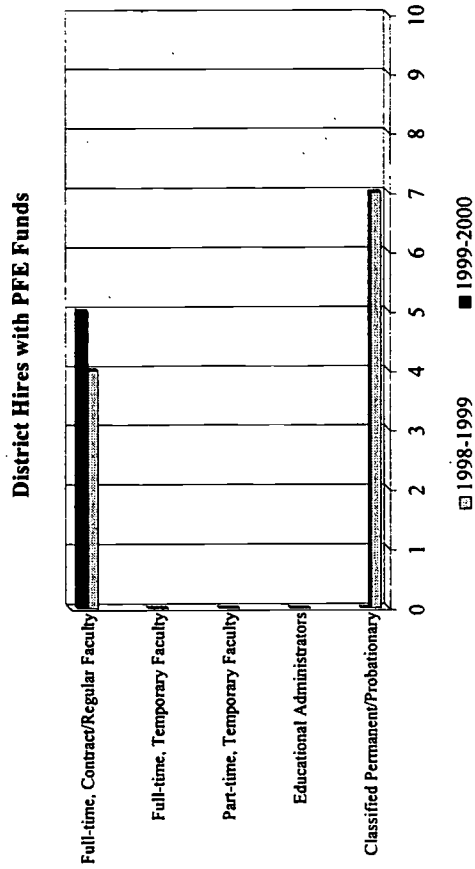
**District Status Report for
 San Luis Obispo County**

Total Funds Allocated to District	1998-1999	1999-2000
	\$706,901	\$1,049,963
Percent of Statewide Allocation	0.7%	0.7%
Expenditures by Goal* Area	1998-1999	1999-2000
Goal 1	\$706,901	\$1,032,058
Goal 2		
Goal 3		
Goal 4		
Goal 5		
Multiple Goals		



Actual and/or Planned (individual, not FTE) Hires with PFE funds:

	1998-1999	1999-2000
Full-time, Contract/Regular Faculty	4	5
Full-time, Temporary Faculty	0	0
Part-time, Temporary Faculty	0	0
Educational Administrators	0	0
Classified Permanent/Probationary (Full-time employees only)	7	0



District Contact: Susan Cotler
 Phone Number: 805-546-3122
 Email: scotler@bass.cuesta.cc.ca.us

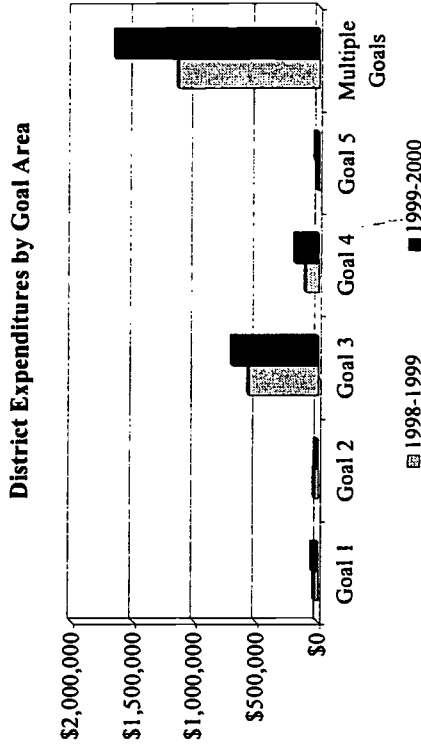
Chancellor's Office Contact: Debra K. Sheldon
 Phone Number: (916) 322-2818
 Email: DSheldon@cccco.edu

* Goal 1 = Transfer and Transfer Prepared, Goal 2 = Degrees and Certificates, Goal 3 = Successful Course Completion, Goal 4 = Workforce Development, Goal 5 = Basic Skills Improvement.

PARTNERSHIP FOR EXCELLENCE
REPORT ON LOCAL INVESTMENTS OF PARTNERSHIP FUNDS
Academic and Fiscal Years 1998-1999 and 1999-2000

**District Status Report for
 San Mateo County**

Total Funds Allocated to District	1998-1999	1999-2000
	\$1,856,191	\$2,653,651
Percent of Statewide Allocation	1.9%	1.8%
Expenditures by Goal* Area	1998-1999	1999-2000
Goal 1	\$30,000	\$47,000
Goal 2	\$30,000	\$25,000
Goal 3	\$567,250	\$699,500
Goal 4	\$102,000	\$192,000
Goal 5	\$14,500	\$29,000
Multiple Goals	\$1,144,000	\$1,661,151



Actual and/or Planned (individual, not FTE) Hires with PFE funds:

	1998-1999	1999-2000
Full-time, Contract/Regular Faculty	11	7
Full-time, Temporary Faculty		
Part-time, Temporary Faculty		
Educational Administrators	91	16
Classified Permanent/Probationary (Full-time employees only)	0	1
	4	11

District Hires with PFE Funds

District Contact: Ron Galatolo
 Phone Number: (650) 358-6828
 Email: galatolo@smccd.net

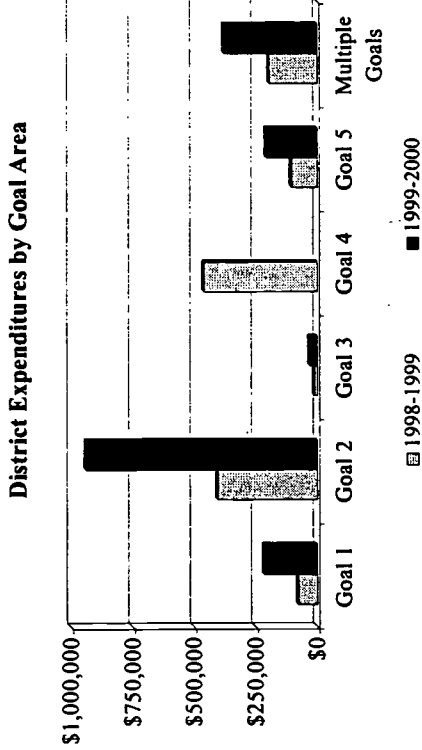
Chancellor's Office Contact: Debra K. Sheldon
 Phone Number: (916) 322-2818
 Email: DSheldon@ccccco.edu

* Goal 1 = Transfer and Transfer Prepared, Goal 2 = Degrees and Certificates, Goal 3 = Successful Course Completion, Goal 4 = Workforce Development, Goal 5 = Basic Skills Improvement.

PARTNERSHIP FOR EXCELLENCE
REPORT ON LOCAL INVESTMENTS OF PARTNERSHIP FUNDS
Academic and Fiscal Years 1998-1999 and 1999-2000

District Status Report for
 Santa Barbara Community College

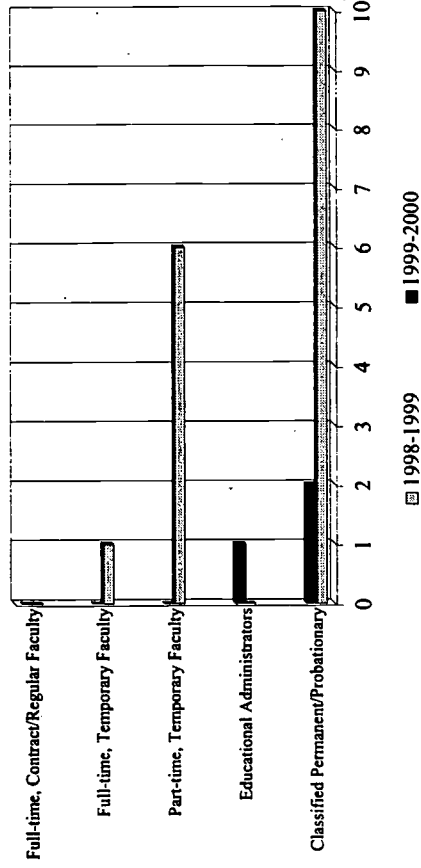
	1998-1999	1999-2000
Total Funds Allocated to District	\$1,252,140	\$1,769,425
Percent of Statewide Allocation	1.3%	1.2%
Expenditures by Goal* Area	1998-1999	1999-2000
Goal 1	\$78,000	\$214,356
Goal 2	\$404,055	\$940,404
Goal 3	\$10,000	\$30,000
Goal 4	\$460,085	
Goal 5	\$105,000	\$207,015
Multiple Goals	\$195,000	\$377,650



Actual and/or Planned (individual, not FTE) Hires with PFE funds:

	1998-1999	1999-2000
Full-time, Contract/Regular Faculty	0	0
Full-time, Temporary Faculty	1	0
Part-time, Temporary Faculty	6	0
Educational Administrators	0	1
Classified Permanent/Probationary (Full-time employees only)	10	2

District Hires with PFE Funds



District Contact: Dr. Peter R. MacDougall
 Phone Number: (805) 965-0581
 Email: MacDoug@sbcc.net


Chancellor's Office Contact: Debra K. Sheldon
 Phone Number: (916) 322-2818
 Email: DSheldon@cccco.edu

* Goal 1 = Transfer and Transfer Prepared, Goal 2 = Degrees and Certificates, Goal 3 = Successful Course Completion, Goal 4 = Workforce Development, Goal 5 = Basic Skills Improvement.

PARTNERSHIP FOR EXCELLENCE
REPORT ON LOCAL INVESTMENTS OF PARTNERSHIP FUNDS
Academic and Fiscal Years 1998-1999 and 1999-2000

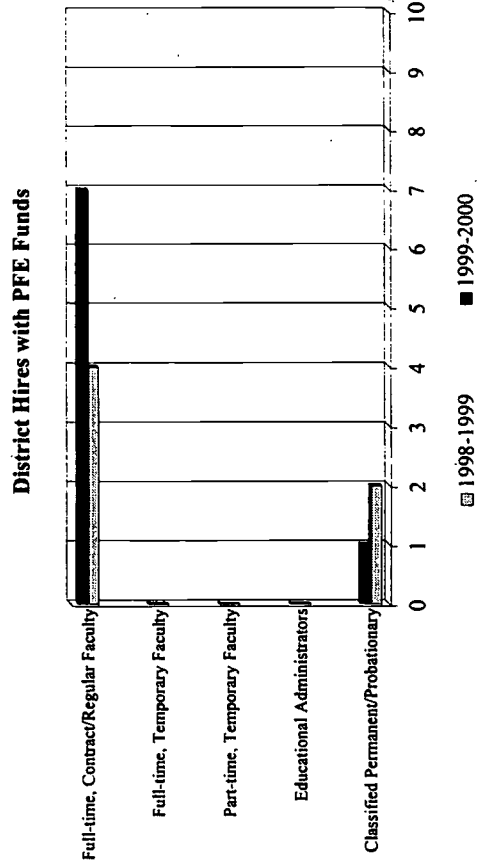
District Status Report for
Santa Clarita

	1998-1999	1999-2000
Total Funds Allocated to District	\$557,936	\$920,845
Percent of Statewide Allocation	0.6%	0.6%
Expenditures by Goal* Area	1998-1999	1999-2000
Goal 1		\$33,420
Goal 2		
Goal 3	\$12,500	
Goal 4		
Goal 5		\$36,000
Multiple Goals	\$545,180	\$851,480



Actual and/or Planned (individual, not FTE) Hires with PFE funds:

	1998-1999	1999-2000
Full-time, Contract/Regular Faculty	4	7
Full-time, Temporary Faculty	0	0
Part-time, Temporary Faculty	0	0
Educational Administrators	0	0
Classified Permanent/Probationary (Full-time employees only)	2	1



District Contact: Lea Templer
 Phone Number: 661-259-7800 Extension 3375
 Email: templer_l@mail.coc.cc.ca.us

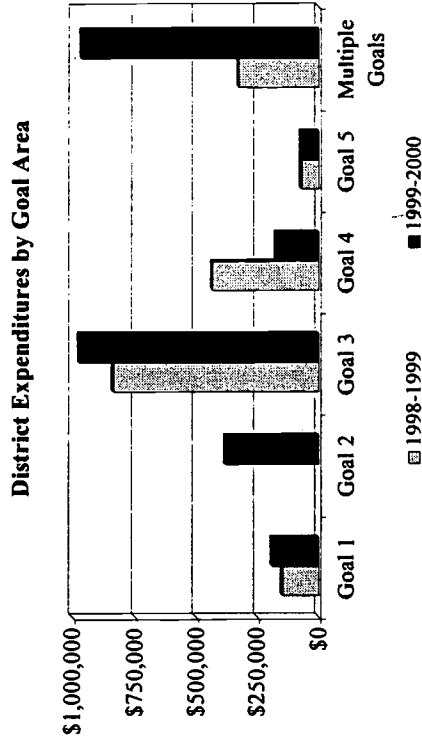
Chancellor's Office Contact: Debra K. Sheldon
 Phone Number: (916) 322-2818
 Email: DSheldon@ccccc.edu

* Goal 1 = Transfer and Transfer Prepared, Goal 2 = Degrees and Certificates, Goal 3 = Successful Course Completion, Goal 4 = Workforce Development, Goal 5 = Basic Skills Improvement.

PARTNERSHIP FOR EXCELLENCE
REPORT ON LOCAL INVESTMENTS OF PARTNERSHIP FUNDS
Academic and Fiscal Years 1998-1999 and 1999-2000

District Status Report for
Santa Monica

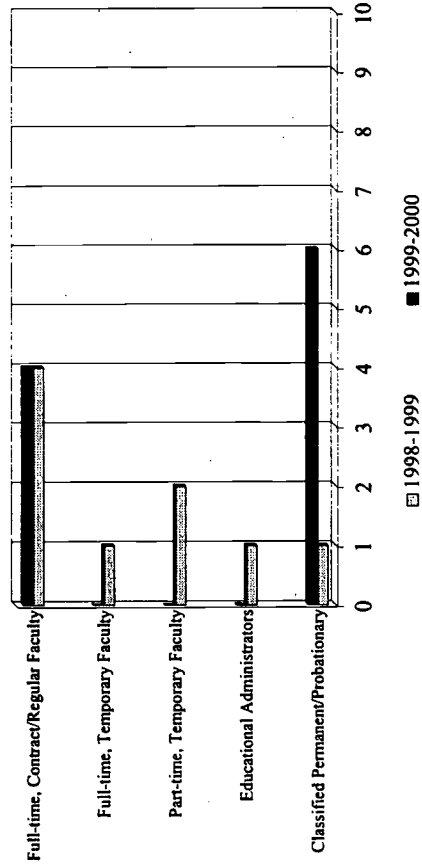
	1998-1999	1999-2000
Total Funds Allocated to District	\$1,822,312	\$2,757,513
Percent of Statewide Allocation	1.8%	1.9%
Expenditures by Goal* Area	1998-1999	1999-2000
Goal 1	\$147,980	\$188,880
Goal 2	\$839,805	\$382,425
Goal 3	\$435,673	\$975,165
Goal 4	\$71,730	\$172,260
Goal 5	\$327,124	\$71,730
Multiple Goals		\$967,053



Actual and/or Planned (individual, not FTE) Hires with PFE funds:

	1998-1999	1999-2000
Full-time, Contract/Regular Faculty	4	4
Full-time, Temporary Faculty	1	0
Part-time, Temporary Faculty	2	0
Educational Administrators	1	0
Classified Permanent/Probationary (Full-time employees only)	1	6

District Hires with PFE Funds



District Contact: Dr. Judith G. Schwartz
Phone Number: (310) 434-3605
Email: schwartz_judy@smc.edu

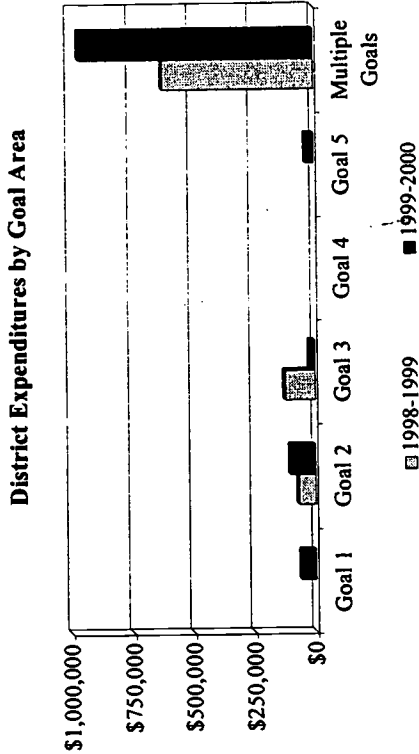
Chancellor's Office Contact: Debra K. Sheldon
Phone Number: (916) 322-2818
Email: DSheldon@ccccco.edu

* Goal 1 = Transfer and Transfer Prepared, Goal 2 = Degrees and Certificates, Goal 3 = Successful Course Completion, Goal 4 = Workforce Development, Goal 5 = Basic Skills Improvement

PARTNERSHIP FOR EXCELLENCE
REPORT ON LOCAL INVESTMENTS OF PARTNERSHIP FUNDS
Academic and Fiscal Years 1998-1999 and 1999-2000

District Status Report for
Sequoias

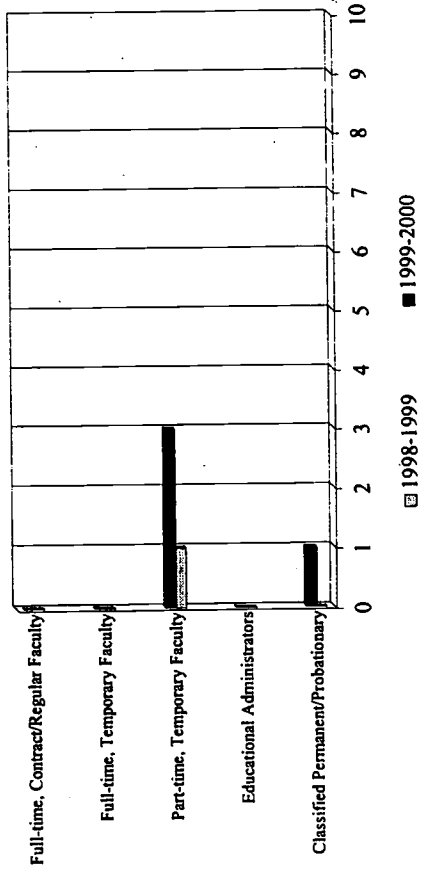
	1998-1999	1999-2000
Total Funds Allocated to District	\$817,202	\$1,183,781
Percent of Statewide Allocation	0.8%	0.8%
Expenditures by Goal* Area	1998-1999	1999-2000
Goal 1	\$70,632	\$60,545
Goal 2	\$125,000	\$104,208
Goal 3	\$621,570	\$21,898
Goal 4		\$33,924
Goal 5		\$963,206
Multiple Goals		



Actual and/or Planned (individual, not FTE) Hires with PFE funds:

	1998-1999	1999-2000
Full-time, Contract/Regular Faculty	0	0
Full-time, Temporary Faculty	0	0
Part-time, Temporary Faculty	1	3
Educational Administrators	0	0
Classified Permanent/Probationary (Full-time employees only)	0	1

District Hires with PFE Funds



District Contact: Don Goodyear, Ed.D.
 Phone Number: 559.730.3778
 Email: donaldg@giant.sequoias.cc.ca.us

Chancellor's Office Contact: Debra K. Sheldon
 Phone Number: (916) 322-2818
 Email: DSheldon@cccco.edu


* Goal 1 = Transfer and Transfer Prepared, Goal 2 = Degrees and Certificates, Goal 3 = Successful Course Completion, Goal 4 = Workforce Development, Goal 5 = Basic Skills Improvement.

PARTNERSHIP FOR EXCELLENCE
REPORT ON LOCAL INVESTMENTS OF PARTNERSHIP FUNDS
Academic and Fiscal Years 1998-1999 and 1999-2000

**District Status Report for
 Shasta-Tehama-Trinity**

	1998-1999	1999-2000
Total Funds Allocated to District	\$754,890	\$1,060,432
Percent of Statewide Allocation	0.8%	0.7%
Expenditures by Goal* Area	1998-1999	1999-2000
Goal 1	\$247,465	\$247,465
Goal 2	\$59,641	\$130,171
Goal 3	\$120,000	\$80,537
Goal 4	\$147,474	\$147,474
Goal 5	\$50,000	\$50,000
Multiple Goals	\$575,249	\$404,785

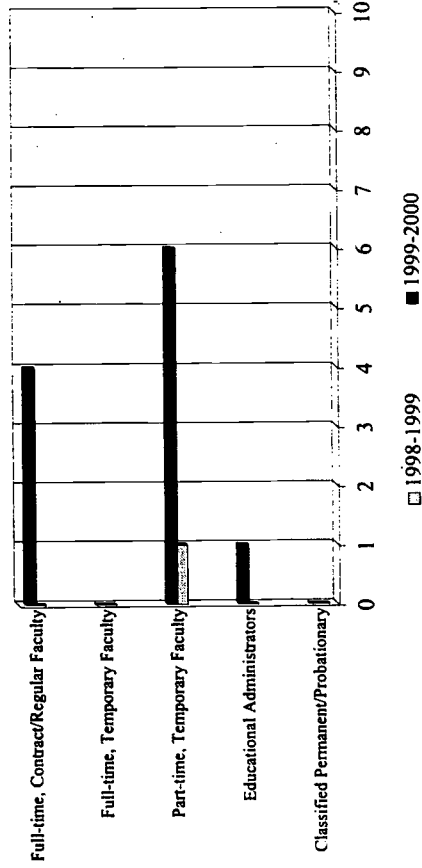
District Expenditures by Goal Area



Actual and/or Planned (individual, not FTE) Hires with PFE funds:

	1998-1999	1999-2000
Full-time, Contract/Regular Faculty	0	4
Full-time, Temporary Faculty	0	0
Part-time, Temporary Faculty	1	6
Educational Administrators	0	1
Classified Permanent/Probationary (Full-time employees only)	0	0

District Hires with PFE Funds



District Contact: Jeff Cooper
 Phone Number: 530-225-4901
 Email: jcooper@shastacollege.edu


Chancellor's Office Contact: Debra K. Sheldon
 Phone Number: (916) 322-2818
 Email: DSheldon@ccccc.edu

* Goal 1 = Transfer and Transfer Prepared, Goal 2 = Degrees and Certificates, Goal 3 = Successful Course Completion, Goal 4 = Workforce Development, Goal 5 = Basic Skills Improvement.

PARTNERSHIP FOR EXCELLENCE
REPORT ON LOCAL INVESTMENTS OF PARTNERSHIP FUNDS
Academic and Fiscal Years 1998-1999 and 1999-2000

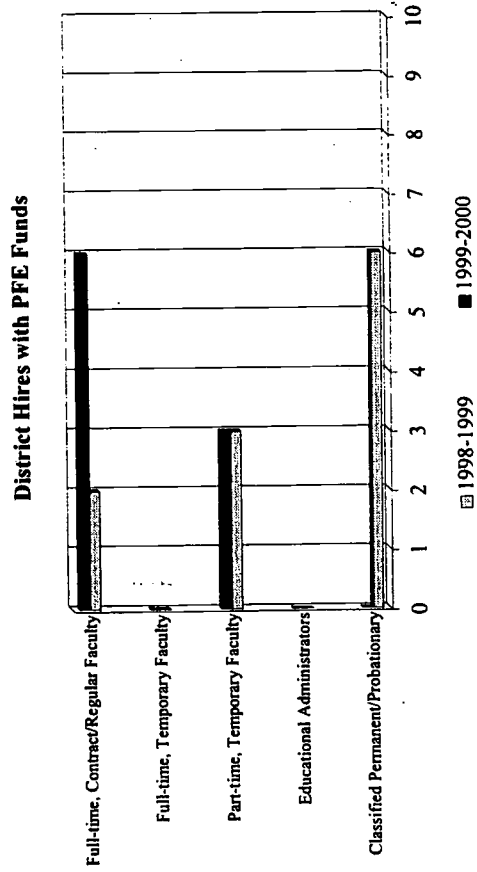
District Status Report for
Sierra Joint

	1998-1999	1999-2000
Total Funds Allocated to District	\$1,116,877	\$1,666,423
Percent of Statewide Allocation	1.1%	1.1%
Expenditures by Goal* Area	1998-1999	1999-2000
Goal 1		
Goal 2	\$35,000	
Goal 3	\$584,877	\$708,721
Goal 4	\$44,000	
Goal 5		
Multiple Goals	\$453,000	\$957,702



Actual and/or Planned (individual, not FTE) Hires with PFE funds:

	1998-1999	1999-2000
Full-time, Contract/Regular Faculty	2	6
Full-time, Temporary Faculty	0	0
Part-time, Temporary Faculty	3	3
Educational Administrators	0	0
Classified Permanent/Probationary (Full-time employees only)	6	0



District Contact: Deborah G. Blue
 Phone Number: (916) 781-0545
 Email: dblue@scmail.sierra.cc.ca.us

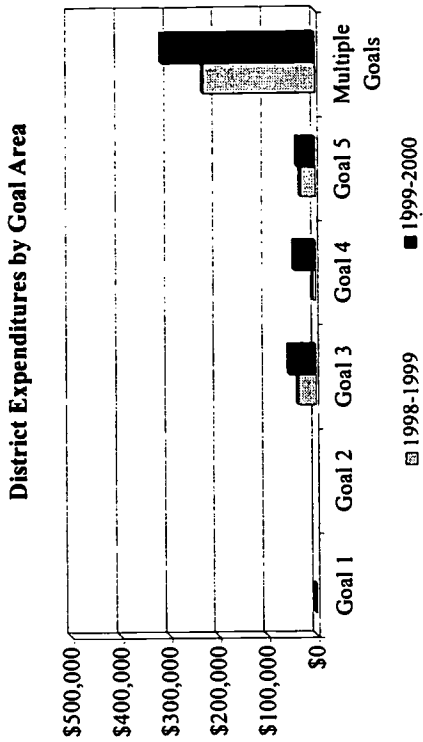
Chancellor's Office Contact: Debra K. Sheldon
 Phone Number: (916) 322-2818
 Email: DSheldon@cctccc.edu

* Goal 1 = Transfer and Transfer Prepared, Goal 2 = Degrees and Certificates, Goal 3 = Successful Course Completion, Goal 4 = Workforce Development, Goal 5 = Basic Skills Improvement.

PARTNERSHIP FOR EXCELLENCE
REPORT ON LOCAL INVESTMENTS OF PARTNERSHIP FUNDS
Academic and Fiscal Years 1998-1999 and 1999-2000

District Status Report for
Siskiyou Joint

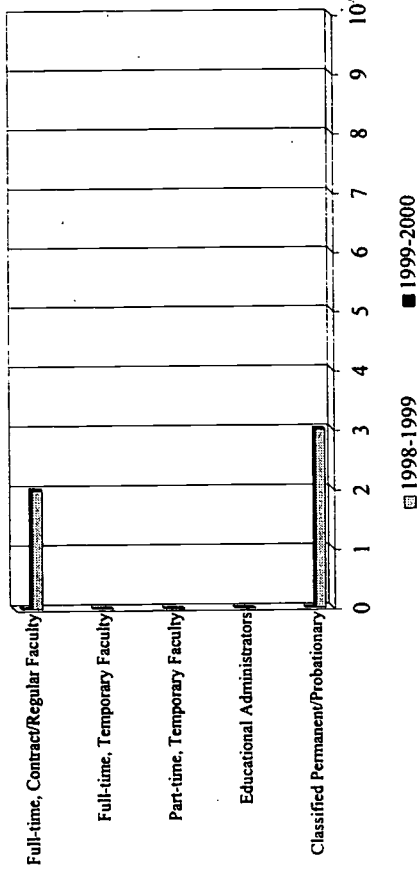
	1998-1999	1999-2000
Total Funds Allocated to District	\$300,000	\$450,000
Percent of Statewide Allocation	0.3%	0.3%
Expenditures by Goal* Area	1998-1999	1999-2000
Goal 1	\$1,000	
Goal 2		
Goal 3	\$36,076	\$54,627
Goal 4	\$5,068	\$43,606
Goal 5	\$29,622	\$37,351
Multiple Goals	\$228,234	\$314,416



Actual and/or Planned (individual, not FTE) Hires with PFE funds:

	1998-1999	1999-2000
Full-time, Contract/Regular Faculty	2	0
Full-time, Temporary Faculty	0	0
Part-time, Temporary Faculty	0	0
Educational Administrators	0	0
Classified Permanent/Probationary (Full-time employees only)	3	0

District Hires with PFE Funds




District Contact: Linda Vandagriff
Phone Number: (530)938-5529
Email: vandagriff@siskiyou.edu

Chancellor's Office Contact: Debra K. Sheldon
Phone Number: (916) 322-2818
Email: DSheldon@ccccc.edu

PARTNERSHIP FOR EXCELLENCE
REPORT ON LOCAL INVESTMENTS OF PARTNERSHIP FUNDS
Academic and Fiscal Years 1998-1999 and 1999-2000

**District Status Report for
 Solano County**

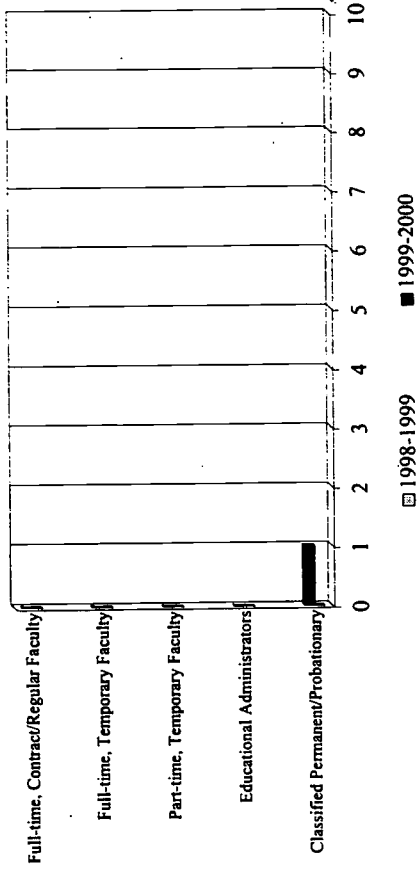
	1998-1999	1999-2000
Total Funds Allocated to District	\$768,738	\$1,091,002
Percent of Statewide Allocation	0.8%	0.8%
Expenditures by Goal* Area	1998-1999	1999-2000
Goal 1	\$399,227	\$1,091,002
Goal 2		
Goal 3		
Goal 4		
Goal 5		
Multiple Goals		



Actual and/or Planned (individual, not FTE) Hires with PFE funds:

	1998-1999	1999-2000
Full-time, Contract/Regular Faculty	0	0
Full-time, Temporary Faculty	0	0
Part-time, Temporary Faculty	0	0
Educational Administrators	0	0
Classified Permanent/Probationary (Full-time employees only)	0	1

District Hires with PFE Funds



District Contact: Stan R. Arterberry
 Phone Number: (707) 864-7112
 Email: sarterbe@solano.cc.ca.us

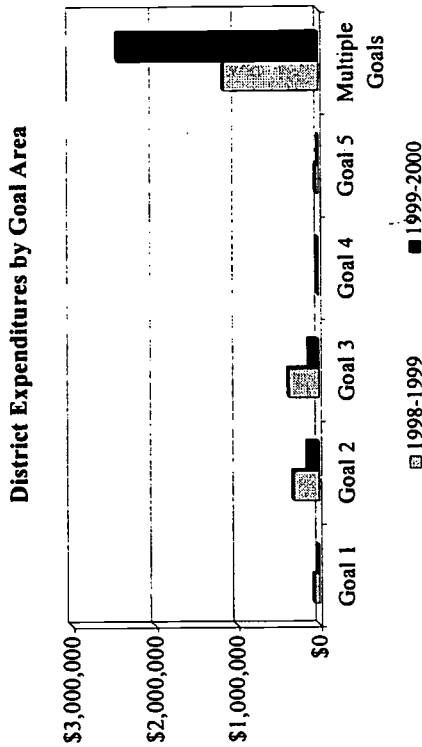
Chancellor's Office Contact: Debra K. Sheldon
 Phone Number: (916) 322-2818
 Email: DSheldon@ccccco.edu

* Goal 1 = Transfer and Transfer Prepared, Goal 2 = Degrees and Certificates, Goal 3 = Successful Course Completion, Goal 4 = Workforce Development, Goal 5 = Basic Skills Improvement.

PARTNERSHIP FOR EXCELLENCE
REPORT ON LOCAL INVESTMENTS OF PARTNERSHIP FUNDS
Academic and Fiscal Years 1998-1999 and 1999-2000

**District Status Report for
 Sonoma County**

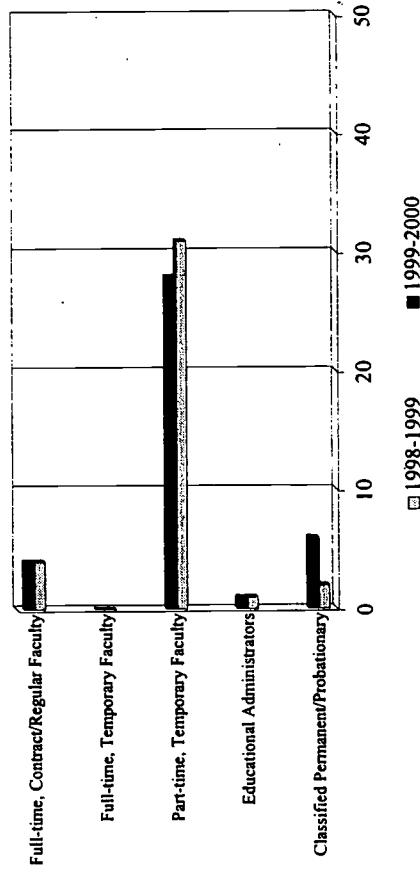
	1998-1999	1999-2000
Total Funds Allocated to District	\$1,948,563	\$2,753,550
Percent of Statewide Allocation	1.9%	1.9%
Expenditures by Goal* Area	1998-1999	1999-2000
Goal 1	\$65,000	\$15,000
Goal 2	\$318,000	\$141,400
Goal 3	\$371,225	\$128,933
Goal 4	\$10,000	\$20,000
Goal 5	\$34,515	\$6,628
Multiple Goals	\$1,149,823	\$2,441,589



Actual and/or Planned (individual, not FTE) Hires with PFE funds:

	1998-1999	1999-2000
Full-time, Contract/Regular Faculty	4	4
Full-time, Temporary Faculty	0	0
Part-time, Temporary Faculty	31	28
Educational Administrators	1	1
Classified Permanent/Probationary (Full-time employees only)	2	6

District Hires with PFE Funds



District Contact: Dr. Robert F. Agrella
 Phone Number: (707) 527-4431
 Email: robert_agrella@garfield.santarosa.edu

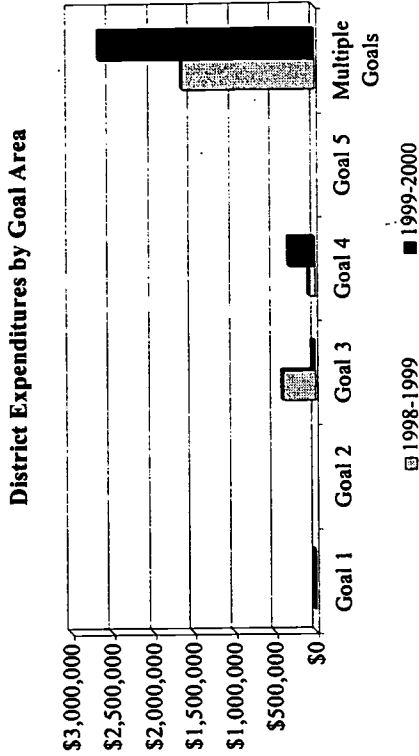
Chancellor's Office Contact: Debra K. Sheldon
 Phone Number: (916) 322-2818
 Email: DSheldon@ccccc.edu

* Goal 1 = Transfer and Transfer Prepared, Goal 2 = Degrees and Certificates, Goal 3 = Successful Course Completion, Goal 4 = Workforce Development, Goal 5 = Basic Skills Improvement.

PARTNERSHIP FOR EXCELLENCE
REPORT ON LOCAL INVESTMENTS OF PARTNERSHIP FUNDS
Academic and Fiscal Years 1998-1999 and 1999-2000

District Status Report for
South Orange County

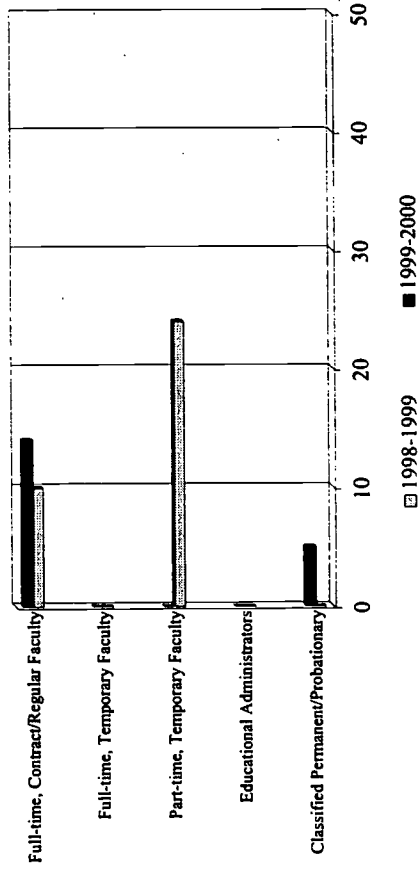
	1998-1999	1999-2000
Total Funds Allocated to District	\$2,104,413	\$3,011,256
Percent of Statewide Allocation	2.1%	2.1%
Expenditures by Goal* Area		
Goal 1	\$11,160	\$16,055
Goal 2		
Goal 3	\$399,093	\$36,960
Goal 4	\$70,947	\$320,602
Goal 5		
Multiple Goals	\$1,623,213	\$2,637,639



Actual and/or Planned (individual, not FTE) Hires with PFE funds:

	1998-1999	1999-2000
Full-time, Contract/Regular Faculty	10	14
Full-time, Temporary Faculty	0	0
Part-time, Temporary Faculty	24	0
Educational Administrators	0	0
Classified Permanent/Probationary (Full-time employees only)	0	5

District Hires with PFE Funds



District Contact: Katie Slavin
 Phone Number: (949) 582-4661
 Email: kslavin@socccd.cc.ca.us

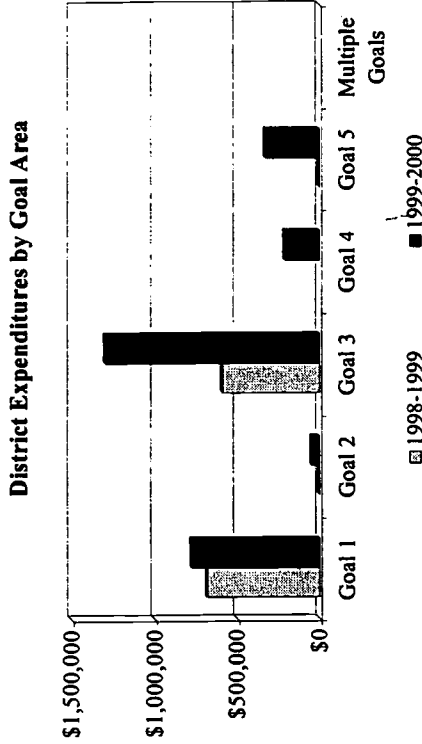
Chancellor's Office Contact: Debra K. Sheldon
 Phone Number: (916) 322-2818
 Email: DSheldon@ccccc.edu

* Goal 1 = Transfer and Transfer Prepared, Goal 2 = Degrees and Certificates, Goal 3 = Successful Course Completion, Goal 4 = Workforce Development, Goal 5 = Basic Skills Improvement.

PARTNERSHIP FOR EXCELLENCE
REPORT ON LOCAL INVESTMENTS OF PARTNERSHIP FUNDS
Academic and Fiscal Years 1998-1999 and 1999-2000

**District Status Report for
 Southwestern**

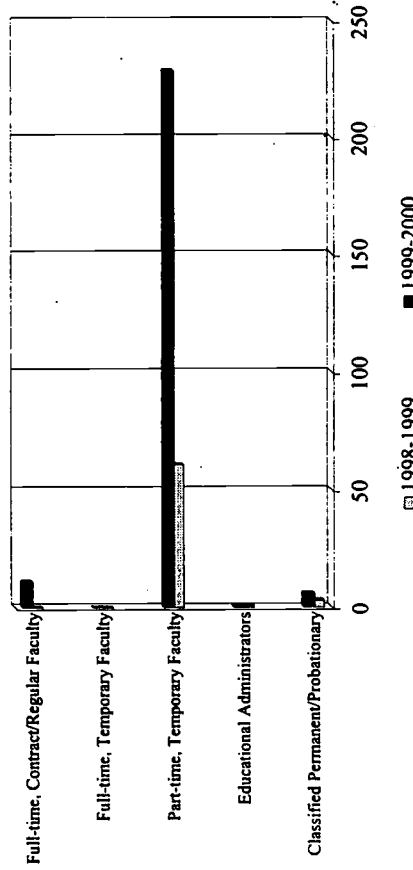
	1998-1999	1999-2000
Total Funds Allocated to District	\$1,280,338	\$1,945,943
Percent of Statewide Allocation	1.3%	1.3%
Expenditures by Goal* Area		
Goal 1	\$684,022	\$776,866
Goal 2	\$2,000	\$50,346
Goal 3	\$590,420	\$1,298,323
Goal 4		\$213,000
Goal 5	\$3,896	\$330,149
Multiple Goals		



Actual and/or Planned (individual, not FTE) Hires with PFE funds:

	1998-1999	1999-2000
Full-time, Contract/Regular Faculty	0	11
Full-time, Temporary Faculty	0	0
Part-time, Temporary Faculty	61	229
Educational Administrators	1	1
Classified Permanent/Probationary (Full-time employees only)	3	6

District Hires with PFE Funds



District Contact: Rosemary Sullivan Zins
 Phone Number: 619-482-6303
 Email: rzins@swc.cc.ca.us

Chancellor's Office Contact: Debra K. Sheldon
 Phone Number: (916) 322-2818
 Email: DSheldon@cocco.edu


* Goal 1 = Transfer and Transfer Prepared, Goal 2 = Degrees and Certificates, Goal 3 = Successful Course Completion, Goal 4 = Workforce Development, Goal 5 = Basic Skills Improvement.



PARTNERSHIP FOR EXCELLENCE
REPORT ON LOCAL INVESTMENTS OF PARTNERSHIP FUNDS
Academic and Fiscal Years 1998-1999 and 1999-2000

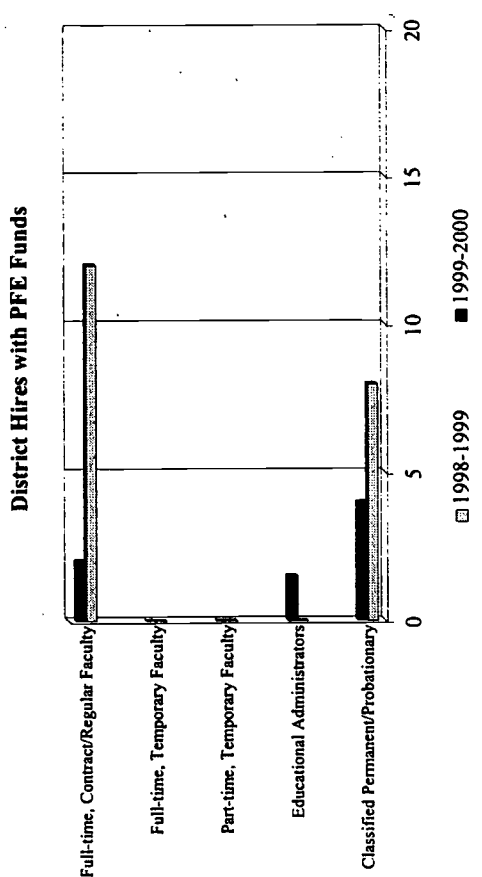
**District Status Report for
 State Center**

	1998-1999	1999-2000
Total Funds Allocated to District	\$2,120,721	\$3,103,789
Percent of Statewide Allocation	2.1%	2.1%
Expenditures by Goal* Area	1998-1999	1999-2000
Goal 1		
Goal 2		
Goal 3		
Goal 4		
Goal 5		
Multiple Goals	\$2,120,721	\$3,103,789



Actual and/or Planned (individual, not FTE) Hires with PFE funds:

	1998-1999	1999-2000
Full-time, Contract/Regular Faculty	12	2
Full-time, Temporary Faculty	0	0
Part-time, Temporary Faculty	0	0
Educational Administrators	0	2
Classified Permanent/Probationary (Full-time employees only)	8	4



District Contact: Lorrie Hopper
 Phone Number: (559) 244-5910
 Email: lorrie.hopper@do1.scccd.cc.ca.us


Chancellor's Office Contact: Debra K. Sheldon
 Phone Number: (916) 322-2818
 Email: DSheldon@ccco.edu

* Goal 1 = Transfer and Transfer Prepared, Goal 2 = Degrees and Certificates, Goal 3 = Successful Course Completion, Goal 4 = Workforce Development, Goal 5 = Basic Skills Improvement.

PARTNERSHIP FOR EXCELLENCE
REPORT ON LOCAL INVESTMENTS OF PARTNERSHIP FUNDS
Academic and Fiscal Years 1998-1999 and 1999-2000

**District Status Report for
 Ventura County**

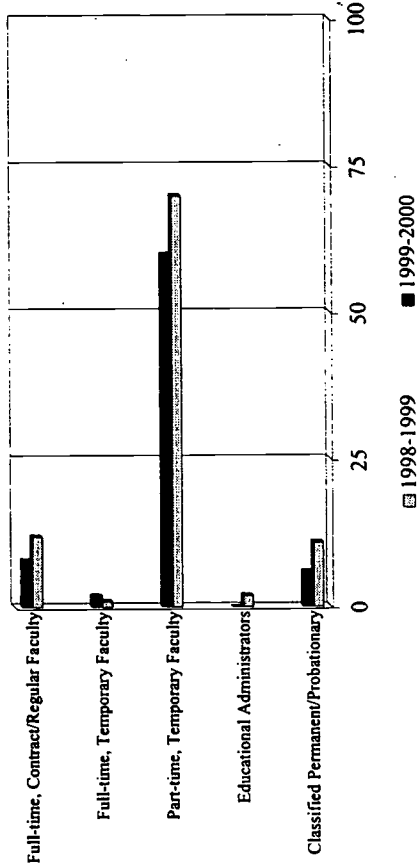
	1998-1999	1999-2000
Total Funds Allocated to District	\$2,285,988	\$3,327,572
Percent of Statewide Allocation	2.3%	2.3%
Expenditures by Goal* Area	1998-1999	1999-2000
Goal 1	\$160,412	\$25,000
Goal 2	\$184,166	\$194,200
Goal 3	\$83,695	
Goal 4		
Goal 5		
Multiple Goals	\$1,863,704	\$3,103,775



Actual and/or Planned (individual, not FTE) Hires with PFE funds:

	1998-1999	1999-2000
Full-time, Contract/Regular Faculty	12	8
Full-time, Temporary Faculty	1	2
Part-time, Temporary Faculty	70	60
Educational Administrators	2	0
Classified Permanent/Probationary (Full-time employees only)	11	6

District Hires with PFE Funds



District Contact: Dr. Anthony Tricoli
 Phone Number: 805-384-8313
 Email: atricoli@vcccd.net

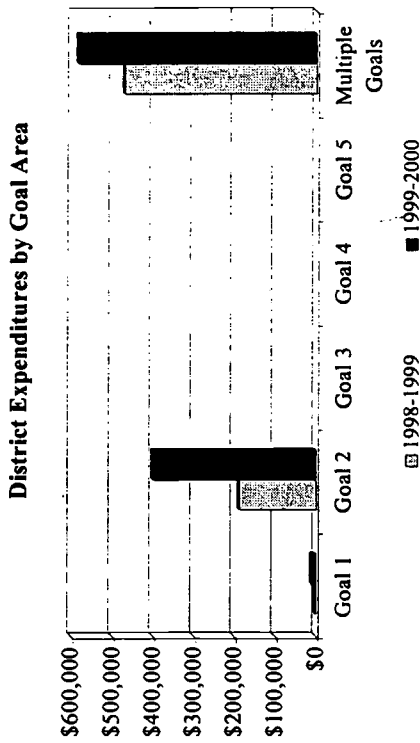
Chancellor's Office Contact: Debra K. Sheldon
 Phone Number: (916) 322-2818
 Email: DSheldon@ccccco.edu

* Goal 1 = Transfer and Transfer Prepared, Goal 2 = Degrees and Certificates, Goal 3 = Successful Course Completion, Goal 4 = Workforce Development, Goal 5 = Basic Skills Improvement.

PARTNERSHIP FOR EXCELLENCE
REPORT ON LOCAL INVESTMENTS OF PARTNERSHIP FUNDS
Academic and Fiscal Years 1998-1999 and 1999-2000

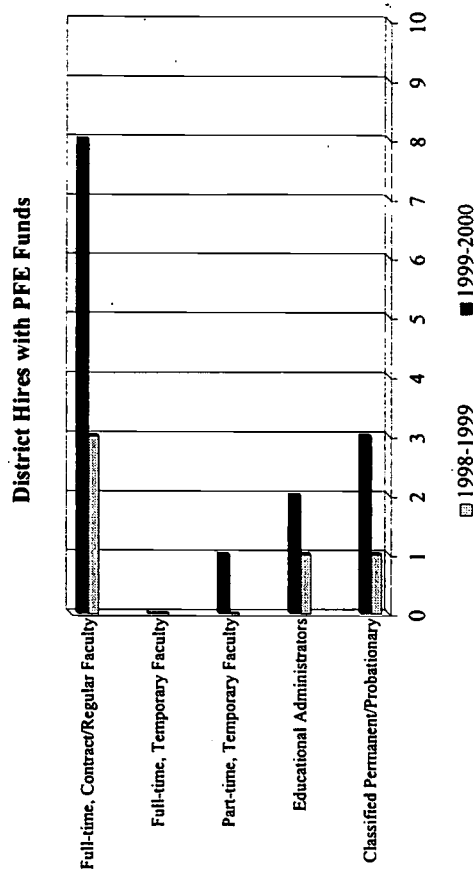
**District Status Report for
 Victor Valley**

	1998-1999	1999-2000
Total Funds Allocated to District	\$662,315	\$996,217
Percent of Statewide Allocation	0.7%	0.7%
Expenditures by Goal* Area	1998-1999	1999-2000
Goal 1	\$2,534	\$11,000
Goal 2	\$187,570	\$400,872
Goal 3		
Goal 4		
Goal 5		
Multiple Goals	\$472,211	\$584,345



Actual and/or Planned (individual, not FTE) Hires with PFE funds:

	1998-1999	1999-2000
Full-time, Contract/Regular Faculty	3	8
Full-time, Temporary Faculty	0	0
Part-time, Temporary Faculty	0	1
Educational Administrators	1	2
Classified Permanent/Probationary (Full-time employees only)	1	3



District Contact: Jim Williams
 Phone Number: (760) 245-4271, EXT 2464
 Email: jwilliams@victor.cc.ca.us

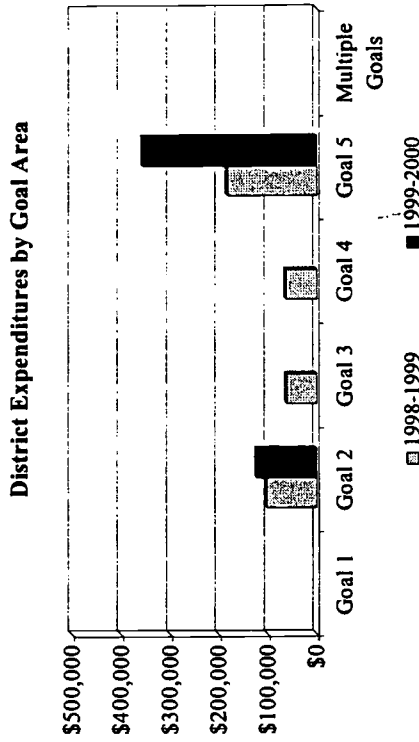
Chancellor's Office Contact: Debra K. Sheldon
 Phone Number: (916) 322-2818
 Email: DSheldon@cccoco.edu

* Goal 1 = Transfer and Transfer Prepared, Goal 2 = Degrees and Certificates, Goal 3 = Successful Course Completion, Goal 4 = Workforce Development, Goal 5 = Basic Skills Improvement.

PARTNERSHIP FOR EXCELLENCE
REPORT ON LOCAL INVESTMENTS OF PARTNERSHIP FUNDS
Academic and Fiscal Years 1998-1999 and 1999-2000

**District Status Report for
 West Hills**

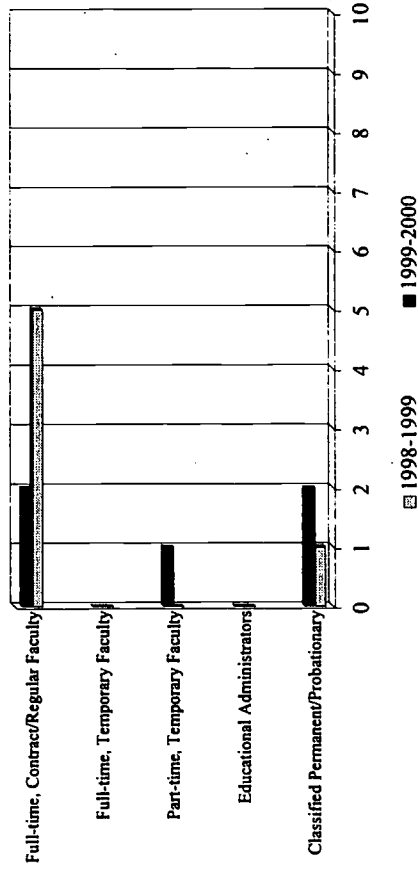
	1998-1999	1999-2000
Total Funds Allocated to District	\$301,619	\$450,000
Percent of Statewide Allocation	0.3%	0.3%
Expenditures by Goal* Area	1998-1999	1999-2000
Goal 1		
Goal 2	\$103,449	\$123,134
Goal 3	\$62,099	
Goal 4	\$64,284	
Goal 5	\$183,910	\$357,100
Multiple Goals		



Actual and/or Planned (individual, not FTE) Hires with PFE funds:

	1998-1999	1999-2000
Full-time, Contract/Regular Faculty	5	2
Full-time, Temporary Faculty	0	0
Part-time, Temporary Faculty	0	1
Educational Administrators	0	0
Classified Permanent/Probationary (Full-time employees only)	1	2

District Hires with PFE Funds



District Contact: Donna Isaac
 Phone Number: 559-935 0801 x3224
 Email: isaacd@whccd.cc.ca.us


Chancellor's Office Contact: Debra K. Sheldon
 Phone Number: (916) 322-2818
 Email: DSheldon@ccccc.edu

* Goal 1 = Transfer and Transfer Prepared, Goal 2 = Degrees and Certificates, Goal 3 = Successful Course Completion, Goal 4 = Workforce Development, Goal 5 = Basic Skills Improvement.

PARTNERSHIP FOR EXCELLENCE
REPORT ON LOCAL INVESTMENTS OF PARTNERSHIP FUNDS
Academic and Fiscal Years 1998-1999 and 1999-2000

**District Status Report for
West Kern**

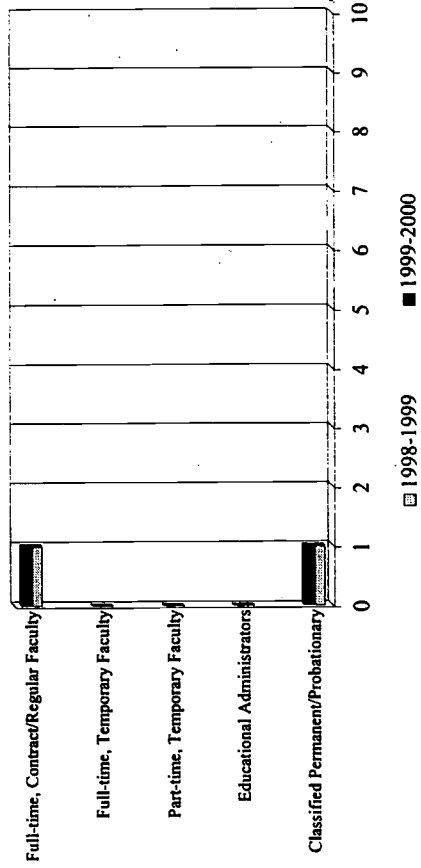
	1998-1999	1999-2000
Total Funds Allocated to District	\$300,000	\$450,000
Percent of Statewide Allocation	0.3%	0.3%
Expenditures by Goal* Area		
Goal 1		
Goal 2	\$4,250	
Goal 3	\$40,350	\$93,082
Goal 4	\$1,425	\$311
Goal 5	\$3,400	\$30,094
Multiple Goals	\$250,575	\$326,513



Actual and/or Planned (individual, not FTE) Hires with PFE funds:

	1998-1999	1999-2000
Full-time, Contract/Regular Faculty	1	1
Full-time, Temporary Faculty	0	0
Part-time, Temporary Faculty	0	0
Educational Administrators	0	0
Classified Permanent/Probationary (Full-time employees only)	1	1

District Hires with PFE Funds



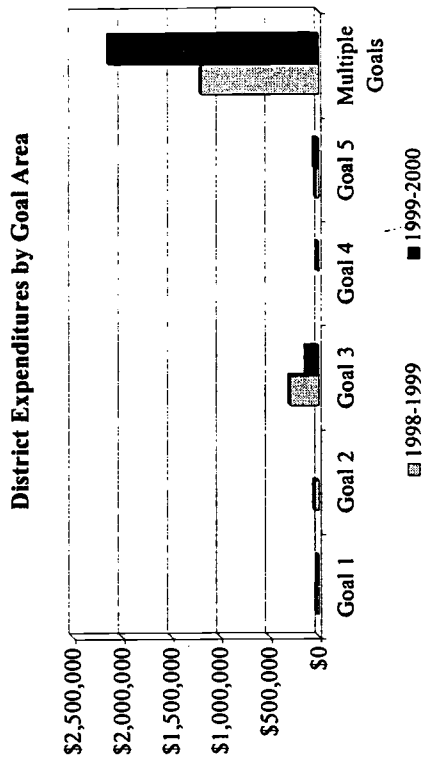
District Contact: William H. Duncan
Phone Number: (661) 763-7717
Email: wduncan@taft.org

Chancellor's Office Contact: Debra K. Sheldon
Phone Number: (916) 322-2818
Email: DSheldon@ccccco.edu

PARTNERSHIP FOR EXCELLENCE
REPORT ON LOCAL INVESTMENTS OF PARTNERSHIP FUNDS
Academic and Fiscal Years 1998-1999 and 1999-2000

**District Status Report for
 West Valley-Mission**

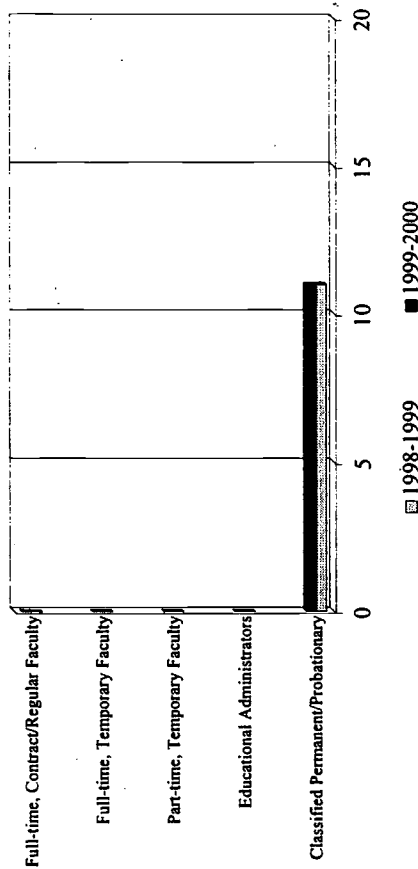
	1998-1999	1999-2000
Total Funds Allocated to District	\$1,591,510	\$2,332,969
Percent of Statewide Allocation	1.6%	1.6%
Expenditures by Goal* Area	1998-1999	1999-2000
Goal 1	\$22,500	\$5,400
Goal 2	\$46,204	
Goal 3	\$295,000	\$132,800
Goal 4		\$9,000
Goal 5	\$33,500	\$50,128
Multiple Goals	\$1,194,306	\$2,135,640



Actual and/or Planned (individual, not FTE) Hires with PFE funds:

	1998-1999	1999-2000
Full-time, Contract/Regular Faculty	0	0
Full-time, Temporary Faculty	0	0
Part-time, Temporary Faculty	0	0
Educational Administrators	0	0
Classified Permanent/Probationary (Full-time employees only)	11	11

District Hires with PFE Funds



District Contact: Ron Mayorga
 Phone Number: 408 741-2078
 Email: ron_mayorga@wrmccd.cc.ca.us

Chancellor's Office Contact: Debra K. Sheldon
 Phone Number: (916) 322-2818
 Email: DSheldon@ccccco.edu

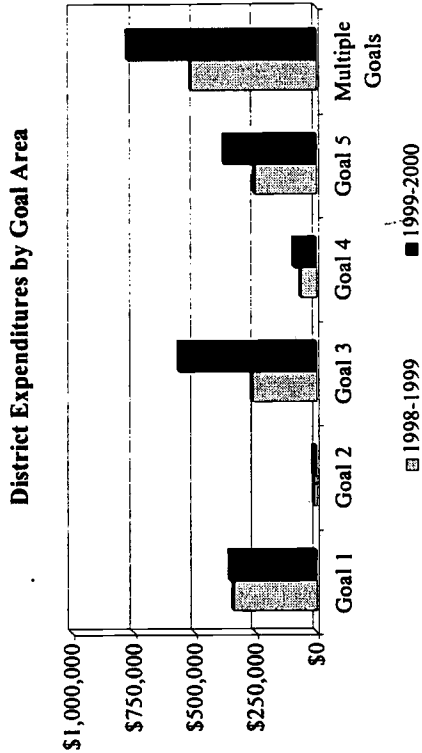
* Goal 1 = Transfer and Transfer Prepared, Goal 2 = Degrees and Certificates, Goal 3 = Successful Course Completion, Goal 4 = Workforce Development, Goal 5 = Basic Skills Improvement.



PARTNERSHIP FOR EXCELLENCE
REPORT ON LOCAL INVESTMENTS OF PARTNERSHIP FUNDS
Academic and Fiscal Years 1998-1999 and 1999-2000

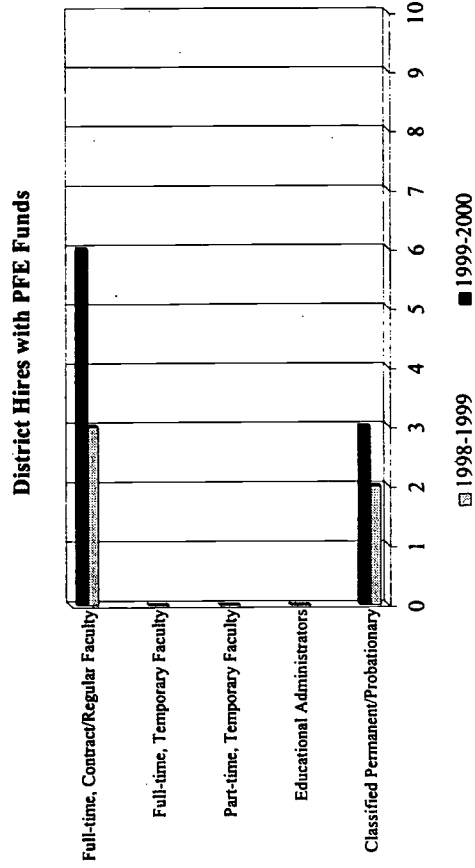
**District Status Report for
 Yosemite**

Total Funds Allocated to District	1998-1999	1999-2000
	\$1,444,653	\$2,107,582
Percent of Statewide Allocation	1.4%	1.5%
Expenditures by Goal* Area	1998-1999	1999-2000
Goal 1	\$341,095	\$355,596
Goal 2	\$10,000	\$14,000
Goal 3	\$263,087	\$563,655
Goal 4	\$64,000	\$93,000
Goal 5	\$252,471	\$376,760
Multiple Goals	\$514,000	\$773,955



Actual and/or Planned (individual, not FTE) Hires with PFE funds:

	1998-1999	1999-2000
Full-time, Contract/Regular Faculty	3	6
Full-time, Temporary Faculty	0	0
Part-time, Temporary Faculty	0	0
Educational Administrators	0	0
Classified Permanent/Probationary (Full-time employees only)	2	3



District Contact: Teresa M. Scott
 Phone Number: (209) 575-6530
 Email: scottt@yosemite.cc.ca.us

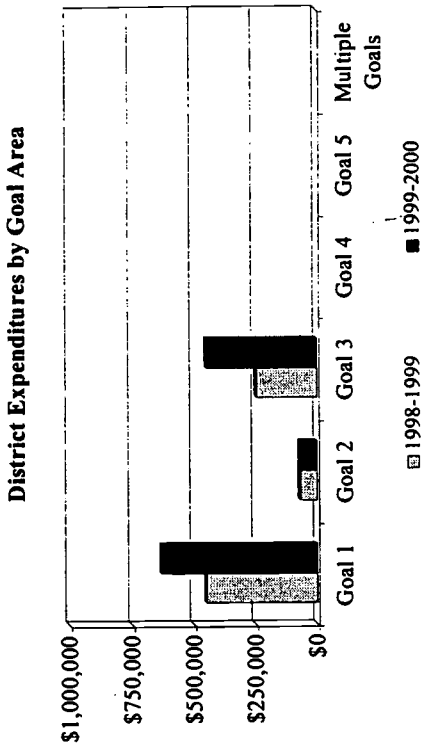
Chancellor's Office Contact: Debra K. Sheldon
 Phone Number: (916) 322-2818
 Email: DSheldon@ccccc.edu

* Goal 1 = Transfer and Transfer Prepared, Goal 2 = Degrees and Certificates, Goal 3 = Successful Course Completion, Goal 4 = Workforce Development, Goal 5 = Basic Skills Improvement.

PARTNERSHIP FOR EXCELLENCE
REPORT ON LOCAL INVESTMENTS OF PARTNERSHIP FUNDS
Academic and Fiscal Years 1998-1999 and 1999-2000

**District Status Report for
 Yuba**

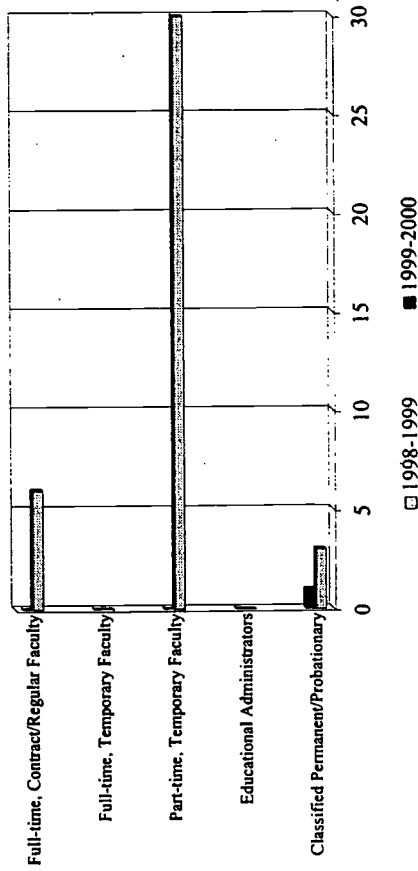
	1998-1999	1999-2000
Total Funds Allocated to District	\$768,029	\$1,151,147
Percent of Statewide Allocation	0.8%	0.8%
Expenditures by Goal* Area	1998-1999	1999-2000
Goal 1	\$450,000	\$631,118
Goal 2	\$70,000	\$70,000
Goal 3	\$248,029	\$450,029
Goal 4		
Goal 5		
Multiple Goals		



Actual and/or Planned (individual, not FTE) Hires with PFE funds:

	1998-1999	1999-2000
Full-time, Contract/Regular Faculty	6	0
Full-time, Temporary Faculty	0	0
Part-time, Temporary Faculty	30	0
Educational Administrators	0	0
Classified Permanent/Probationary (Full-time employees only)	3	1

District Hires with PFE Funds



District Contact: Stephen M. Epler
 Phone Number: (530) 741-6971
 Email: sepler@mail2.yuba.cc.ca.us

Chancellor's Office Contact: Debra K. Sheldon
 Phone Number: (916) 322-2818
 Email: DSeldon@ccccc.edu

* Goal 1 = Transfer and Transfer Prepared, Goal 2 = Degrees and Certificates, Goal 3 = Successful Course Completion, Goal 4 = Workforce Development, Goal 5 = Basic Skills Improvement.

Appendix A

*Chaptered Legislation on Partnership for Excellence
(Education Code Section 84754)*

Chapter 5. Community College Apportionment

Article 2. Program-Based Funding

84754. (a) The Partnership for Excellence program is hereby established for the purpose of achieving annual performance goals and improving student learning and success. The Partnership for Excellence program is dependent on a mutual commitment by the State of California and the California Community Colleges to achieve statewide goals that reflect the highest priority for the social and economic success of the state. The state intends to provide funding for the Partnership for Excellence program as an investment to supplement funding for enrollment growth and cost-of-living adjustments to invest in program enhancements that will increase performance toward the community college's system outcome measures. The California Community Colleges, as a result of the state's investment, shall commit to improving and achieving specific outcome measures established by the Board of Governors through the consultation process pursuant to Section 70901.

(b) (1) The Board of Governors shall develop, through the consultation process, specific goals and outcome measures to improve student success and assess district performance that will include, but not necessarily be limited to, the areas of transfer, degrees and certificates, successful course completion, work force development, and basic skills improvement. It is intended that the number of system goals not exceed 10. The goals shall be rigorous and challenging to the system, and exceed what could be expected to occur based on increases in funded enrollment. In developing the goals and outcome measures, the Chancellor of the California Community Colleges shall seek the concurrence of the Director of Finance, the Legislative Analyst, and the California Postsecondary Education Commission (CPEC).

(2) On or before December 1, 1998, the Chancellor of the California Community Colleges shall propose goals and measures for the approval of the Board of Governors of the California Community Colleges. The Department of Finance, Legislative Analyst, and CPEC each shall assess the extent to which the goals and measures under consideration by the board are clear, reasonable, and adequately meet the state's interest in accountability. The board shall consider the comments of these agencies before approving the goals and measures.

(c) (1) The Chancellor of the California Community Colleges shall allocate funding for the Partnership for Excellence, pursuant to appropriations in the annual Budget Act, to those districts electing to participate in the program in the 1998-99, 1999-2000, and 2000-01 fiscal years on a per FTES basis, subject to a district minimum allocation, and districts shall have broad flexibility in expending the funds for program enhancement that will improve student success and make progress toward the system goals. Those programs shall include, but are not necessarily limited to, programs that assist students through remediation, tutoring, and mentoring.

(2) Funds provided under this program to districts shall not be considered program improvement funds within the meaning of Sections 84755 and 87482.6, and shall only be spent to improve student learning and success as determined by the Board of Governors of the California Community Colleges which shall be subject to conditions as the board may determine.

(3) Funds for this program are subject to appropriation in the annual Budget Act.

(d) (1) The Board of Governors of the California Community Colleges also shall develop, through the consultation process pursuant to Section 70901, one or more contingent funding allocation options, as well as criteria that would require the implementation of these options, that shall link allocation of Partnership for Excellence funds to individual districts to the achievement of and progress toward Partnership for Excellence goals by those individual districts. These contingent funding options may be determined necessary to either improve system performance or to reward significant or sustained achievement.

2 Appendix A

(2) In developing contingent funding allocation options and criteria for implementation thereof, the Chancellor of the California Community Colleges shall seek the concurrence of the Director of Finance, the Legislative Analyst, and CPEC. These agencies shall each assess the extent to which the contingent allocation options and criteria under consideration by the Board of Governors of the California Community Colleges are clear, reasonable, and adequately meet the state's interest in accountability. On or before April 15, 2000, the chancellor shall propose to the board one or more contingent funding allocation methods and criteria. The board shall consider the comments of the three agencies before approving the criteria and contingent funding allocation options.

(3) The Board of Governors of the California Community Colleges shall have the authority, and shall be accountable, to determine that a funding linkage is needed to adequately improve the performance of the system and its districts and colleges. The board is authorized to allocate all or a portion of Partnership for Excellence funds among districts pursuant to a contingent funding allocation method, as described in this section, commencing in the 2001-02 fiscal year or any fiscal year thereafter as determined necessary by the board. In executing its responsibilities set forth in this subdivision, the board shall engage the consultation process pursuant to Section 70901.

(e) (1) Districts shall report data under the Management Information System (MIS) for each of the outcome measures to the Chancellor of the California Community Colleges, who shall compile and analyze this data for a report to the Legislature, the Governor, CPEC, and other interested parties by April 15 of each year. The annual reports shall include data for each district and college with respect both to levels of achievement and relative progress towards the goals that recognizes differences in student populations and student preparedness. The chancellor may provide technical assistance to districts, as he or she best determines.

(2) Acceptance of funds from Partnership for Excellence allocations shall constitute concurrence by the district or college to collect and provide to the Chancellor of the California Community Colleges all information necessary to quantify baseline performance and annually report changes in outcome measures to the chancellor if, in the judgment of the chancellor, current MIS system data are insufficient for the purpose of any of the approved measures.

(3) Beginning with the report due on April 15, 2001, the Board of Governors of the California Community Colleges shall annually assess and report the extent to which achievement of system goals has been satisfactory or less than satisfactory. Based on this assessment and on the criteria adopted as part of the contingent funding allocation plan, the board shall determine, after engaging in the consultation process pursuant to Section 70901, whether or not to implement a contingent funding allocation option described in subdivision (d).

(4) On the basis of the reports specified in this subdivision and other pertinent information, the Legislative Analyst and CPEC shall also annually provide the Legislature their respective assessments of progress toward system goals, and shall recommend necessary changes to the program, including goals and outcome measures. The Legislative Analyst and the CPEC shall recommend ways of improving incentives for districts to contribute toward achievement of system goals.

(f) This section shall remain in effect only until January 1, 2005, and as of that date is repealed, unless a later enacted statute, that is enacted before January 1, 2005, deletes or extends that date.

Appendix B

Survey for Update of Partnership for Excellence "Report of Reports"

August 1 through September 30, 1999

Survey for Update of PFE Report of Reports
August 1 through September 30, 1999

This is the computer-based reporting tool for data on how each California Community College has used and plans to use Partnership for Excellence (PFE) funds. Because districts have received 1998/1999 PFE funds and will receive 1999/2000 PFE funds, we have sent this form to each district Superintendent/President to complete. A "cc" of this form has also been sent to the District Chief Business Officer. However, you should report, whenever possible, all PFE activities by individual colleges within your district.

This electronic data entry form uses Microsoft Excel 97. If this does not work for you, please call ZoAnn Laurente at (916) 322-2818. If you have problems with the electronic mail between your office and ours, we can mail you the form on a disk that you can send back to us after completion.

There are four sections for you to complete. Each section appears within a separate worksheet within this Excel workbook. You have sections A, B, C, and D to complete. Sections C and D require data on PFE activities at specific colleges, and we have included the worksheet "Example" as an example of how we need you to complete those sections. Note that the example uses fictitious data, and it presents the most complex situation that a district will probably encounter. Districts with only one college will have responses that are simpler than the example shown.

You begin each section by clicking the left mouse button on the appropriate tab shown at the bottom of the Excel display. You may move back and forth between worksheets if necessary. You may note that Sections C and D use a "frozen window pane" so that the column headings will remain in view even as you enter more information than will fit within one screen. The upper part of the screen, or upper pane, includes the amount of PFE funds for your district, according to the CCCCO's records. The upper pane also displays the running total for the activities you have listed on the worksheet, if any, and the difference between the running total and your PFE funding.

When you are finished entering data, save all of your work using the original workbook name, the default action for "Save" in Excel. E-mail this completed workbook to the Chancellor's Office at the following e-mail address: zlaurent@cccco.edu. You should e-mail the workbook back to us no later than September 30, 1999. Also, please make a copy of this saved workbook for your district's records by then saving the workbook under a different workbook name, using the "Save As" option. Thank you for your cooperation.

Section A: District Name:

In order to help us verify the data we will be publishing, please provide the following data:

1. Name of the person authorizing the submission of the data on this form:

2. Name of contact person ("same as above" is OK):

3. Telephone number of contact person:

4. E-mail address of contact person:

5. Date that this form was completed:

Please go to Section B by clicking on the worksheet tab at the bottom of this screen.

Section B: District Name:

1. Has your district followed appropriate consultative and participatory governance requirements in coming to decisions about the use of the 1998/1999 Partnership for Excellence funds?

Please give a "yes" or "no" response:

2. Will your district be following appropriate consultative and participatory governance requirements in coming to decisions about the use of the 1999/2000 Partnership for Excellence funds?

Please give a "yes" or "no" response:

3. The next set of questions asks for the number of people that your district or college hired, or plans to hire, with PFE funds for two fiscal years, 1998/99 and 1999/00. If you completed a hiring process in FY98/99, but the person did not start until FY99/00, please include the person in the FY98/99 count. In such cases, you can show the money as either encumbered for that portion or spent on whatever one-time appropriate activity in Section C (the next worksheet).

We need the count of such hires (or planned hires) broken down by the five categories listed below. Please provide a count of people, not full-time equivalents (FTE's). Enter a zero if a category had no hiring. You will need to scroll down this screen to complete this task.

	FY98/99	FY99/00
3.1 Number of people who are Full-Time, Contract/Regular Faculty:	<input type="text"/>	<input type="text"/>
3.2 Number of people who are Full-Time, Temporary Faculty:	<input type="text"/>	<input type="text"/>
3.3 Number of people who are Part-Time, Temporary Faculty:	<input type="text"/>	<input type="text"/>
3.4 Number of people who are educational administrators:	<input type="text"/>	<input type="text"/>
3.5 Number of people who are Classified Permanent/Probationary: (Count only Full-Time Employees in this figure.)	<input type="text"/>	<input type="text"/>

Be sure to complete the right column for FY99/00. Please go to Section C by clicking on the worksheet tab at the bottom of this screen.

Section C: District Name:

FY1998/1999 funding minus equals difference

In this section, please provide information at the activity-level for your district's use of FY 1998/1999 funds. If the activity occurred at the district level rather than at a specific college, enter "district" in the space for the college. You will probably need to scroll down this sheet to complete your listing of PFE activities. After you enter an activity, this form will automatically recalculate the "sum for activities you listed" and the "difference," shown at the top of the screen. The total for activities on this sheet should equal your FY 1998/1999 PFE funding.

College Name	Goal Sequence	Brief description of this activity.	\$ for this activity
			\$0
			\$0
			\$0
			\$0
			\$0
			\$0
			\$0

Section D: District Name:

FY1999/2000 funding minus equals difference

In this section, please provide information at the activity-level for your district's planned use of FY 1999/2000 funds. If the activity will occur at the district level rather than at a specific college, enter "district" in the space for the college. You may need to scroll down this sheet in order to complete your listing of planned PFE activities. After you enter an activity, this form will automatically recalculate the "sum for activities you listed" and the "difference," shown at the top of the screen. The total budget for the listed activities should not exceed the FY1999/2000 funding.

College Name	Goal Sequence	Brief description of this activity.	\$ for this activity
			\$0
			\$0
			\$0
			\$0
			\$0
			\$0

BEST COPY AVAILABLE

