

DOCUMENT RESUME

ED 450 676

HE 033 852

TITLE Institutional Profiles: University of North Carolina. 2000-2001 Edition.

INSTITUTION North Carolina Univ., Chapel Hill. General Administration.

PUB DATE 2000-08-00

NOTE 99p.; Produced annually in the fall. Prepared by University of North Carolina, General Administration, Program Assessment and Public Service Division.

AVAILABLE FROM For full text:
<http://www.northcarolina.edu/pres/publications/publications.cfm>.

PUB TYPE Numerical/Quantitative Data (110) -- Reports - Descriptive (141)

EDRS PRICE MF01/PC04 Plus Postage.

DESCRIPTORS College Faculty; *Curriculum; Guidance Personnel; Higher Education; *Institutional Characteristics; *Public Colleges; *Student Costs; Tables (Data)

IDENTIFIERS North Carolina; *University of North Carolina

ABSTRACT

The profiles, tables, and narrative materials in this report were prepared to consolidate essential information about the constituent institutions of the University of North Carolina into one publication for use by school counselors, students, and their parents. This report contains information previously provided in "Institutional Profiles" and "Educational Opportunities" by the University of North Carolina. The University is a multicampus university composed of 16 public senior institutions of higher education. These profiles present general institutional information and a comprehensive inventory of educational opportunities at each of the 16 campuses. Each profile contains: (1) a brief description; (2) the academic calendar; (3) a student services description; (4) estimated annual student costs; (5) a history of the campus; (6) a description of the location; (7) notes on student financial aid; (8) a freshman class profile; (9) a list of bachelor's degree programs offered; (10) admission information; (11) information on advanced placement; (12) rates of retention, graduation, and persistence; and (13) the number of full-time faculty. Nine appendixes contain charts of advanced placement accepted at the various schools, the minimum score required for advanced placement credit, tables describing freshman class characteristics, and other information about students at the different campuses. (SLD)

Reproductions supplied by EDRS are the best that can be made
from the original document.

Institutional Profiles University of North Carolina

2000-2001 Edition



PERMISSION TO REPRODUCE AND
DISSEMINATE THIS MATERIAL HAS
BEEN GRANTED BY

C. L. Wheeler

TO THE EDUCATIONAL RESOURCES
INFORMATION CENTER (ERIC)

1

U.S. DEPARTMENT OF EDUCATION
Office of Educational Research and Improvement
EDUCATIONAL RESOURCES INFORMATION
CENTER (ERIC)

- This document has been reproduced as received from the person or organization originating it.
- Minor changes have been made to improve reproduction quality.

• Points of view or opinions stated in this document do not necessarily represent official OERI position or policy.

Prepared by
Program Assessment and Public Service Division
University of North Carolina-General Administration
<http://www.northcarolina.edu/pres/publications/publications.cfm>

BEST COPY AVAILABLE

THE UNIVERSITY

The University of North Carolina is a multicampus university composed of the 16 public senior institutions of higher education in North Carolina. The campuses, located across the state (see enclosed map), are characterized by diversity. Each is unique in program offerings, admission requirements, student body make-up, campus life, and historical background. This brochure presents general institutional information and a comprehensive inventory of educational opportunities at the 16 institutions. It is intended to help prospective students choose the institution with the educational program best suited to their needs and interests.

EQUALITY OF OPPORTUNITY

The University of North Carolina and all of its constituent institutions are committed to equality of opportunity. There shall be no discrimination within the University against applicants, students, or employees on the basis of race, color, religion, gender, age, disability, or national origin, consistent with provisions of applicable state and federal law.

PROMOTING RACIAL INTEGRATION

The University of North Carolina actively seeks to promote racial integration at each of its constituent institutions.


Benjamin S. Ruffin, *Chairman*
Board of Governors

Molly Corbett Broad
President

The University of North Carolina
General Administration
P. O. Box 2688
910 Raleigh Road
Chapel Hill, North Carolina 27515-2688

*An Equal Opportunity/
Affirmative Action Institution*

15,000 copies of this public document
were printed at a cost of \$17,040.00
or \$1.14 per copy.



The University of North Carolina

GENERAL ADMINISTRATION

POST OFFICE BOX 2688, CHAPEL HILL, NC 27515-2688

MOLLY CORBETT BROAD, *President*

Telephone: (919)962-1000 Fax: (919)962-2751

E-mail: mbroad@ga.unc.edu

Appalachian State
University

East Carolina
University

Elizabeth City
State University

Fayetteville State
University

North Carolina
Agricultural and
Technical State
University

North Carolina
Central University

North Carolina
School of
the Arts

North Carolina
State University
At Raleigh

University of
North Carolina
at Asheville

University of
North Carolina
at Chapel Hill

University of
North Carolina
at Charlotte

University of
North Carolina
at Greensboro

University of
North Carolina
at Pembroke

University of
North Carolina
at Wilmington

Western Carolina
University

Winston-Salem
State University

An Equal Opportunity/
Affirmative Action
Employer

August 29, 2000

Dear Counselor:

You will find enclosed the 2000-2001 edition of the Institutional Profiles, University of North Carolina. As you know, this report was first recommended by an ad hoc committee of high school counselors convened in the summer of 1992. It is a single source of much of the information used by counselors and students in their consideration of UNC institutions, and has grown through the years in its content and value. And, for the first time, Educational Opportunities has been combined with Institutional Profiles to provide a single publication for your convenience.

This year we call your attention to new information about The University's Minimum Course Requirements for admission: http://www.ga.unc.edu/student_info/mcr.html, and a new web-based state-wide guidance system called North Carolina Mentor (www.NCMentor.org), a product of the new **PATHWAYS** program.

Statewide distribution of the Institutional Profiles, as in previous years, includes:

- fifteen (15) copies per high school - one per counselor, with the remaining copies for the library or other school offices; and
- five (5) copies per transfer counselor at each college and university in the state.

A limited number of extra copies of the Institutional Profiles may be obtained by contacting Dr. Robert Kanoy's assistant, Ms. Thelma Paylor, at (919)-843-6963.

Institutional Profiles is available on the web at:

<http://www.northcarolina.edu/pres/publications/publications.cfm>,

and additional information for prospective undergraduate students can be found at:

<http://www.northcarolina.edu/prospectivestudents.cfm>.

Administrators, counselors, and prospective students should find the information at these sites very helpful.

Gratified by the positive responses to Profiles, I will continue to welcome your comments and suggestions for improvements. I wish to thank you and your colleagues for the important work you do in helping students to achieve their full academic potential.

Sincerely,

Molly Corbett Broad

cc: Superintendents
Dr. Robert Kanoy

BEST COPY AVAILABLE

Introduction

The profiles, tables, and narrative materials in this document were prepared in response to suggestions from school counselors and university staff. Their purpose is to consolidate essential information about the constituent institutions of the University of North Carolina into one publication for use by school counselors, students, and their parents.

The information contained in this document is not exhaustive. The task of providing complete information about academic programs, college costs, and campus life properly remains with each individual campus and we invite you to write or visit campus admissions offices as your interests dictate. The information in this document is provided to introduce students and their parents to each campus and to facilitate comparisons among campuses on measures of special importance to prospective college students.

New this year is **NC Mentor**, the official web site of the **North Carolina PATHWAYS** program (www.NCMentor.org). Using **N C Mentor**, students can explore their career interests, search the educational programs offered across the campuses, and learn how to pay for college. In addition, online applications for all 16 campuses are available through **N C Mentor**.

Institutional Profiles is produced once annually in the fall and distributed to high school counselors and transfer counselors in North Carolina. Suggestions for improvement or changes in distribution should be forwarded to:

Dr. Robert Kanoy
UNC General Administration
P. O. Box 2688
Chapel Hill, North Carolina 27515-2688
Phone: 919/962-1000
E-mail: kanoy@ga.unc.edu

UNC-GA ProgAssess/InstProf.JC002B.K/7-15-00

Note: The data in these profiles are as current as our data collection schedules permit; no estimates or projections are provided for future years. This is because campus policies are always subject to change due to changes in state and federal laws, regulations, and funding levels, and of course, to the campus governance process itself. These changes are seldom large, however, and rarely affect essential differences among the campuses.

Minimum Course Requirements for Undergraduate Admission to UNC Institutions

Individual constituent institutions may require other courses in addition to the minimum requirements. For some transfer students and students who graduated from high school prior to 1990, special considerations have been made.

Effective until Fall 2004

Four course units¹ in **English** emphasizing grammar, composition, and literature, and

Three course units of **mathematics**, in any of the following combinations:

- algebra I and II, and geometry,
- algebra I and II, and one unit beyond algebra II, or
- integrated math I, II, and III.

It is recommended that prospective students take a mathematics course unit in the twelfth grade.

Three course units in **science**, including

- at least one unit in a life or **biological science** (for example, biology),
- at least one unit in **physical science** (for example, physical science, chemistry, physics), and
- at least one **laboratory course**.

Two course units in **social studies**, including one unit in **U.S. history**, but an applicant who does not have the unit in U.S. history may be admitted on the condition that at least three semester hours in that subject will be passed by the end of the sophomore year.

Effective in Fall 2004 and Fall 2005

Six course units in **language**, including

- four units in **English** emphasizing grammar, composition, and literature, and
- two units of a **language other than English**.

Three course units of **mathematics**, in any of the following combinations:

- algebra I and II, and geometry,
- algebra I and II, and one unit beyond algebra II, or
- integrated math I, II, and III.

It is recommended that prospective students take a mathematics course unit in the twelfth grade.

Three course units in **science**, including

- at least one unit in a life or **biological science** (for example, biology),
- at least one unit in **physical science** (for example, physical science, chemistry, physics), and
- at least one **laboratory course**.

Two course units in **social studies**, including one unit in **U.S. history**, but an applicant who does not have the unit in U.S. history may be admitted on the condition that at least three semester hours in that subject will be passed by the end of the sophomore year.

Effective in Fall 2006

Six course units in **language**, including

- four units in **English** emphasizing grammar, composition, and literature, and
- two units of a **language other than English**.

Four course units of **mathematics**, in any of the following combinations:

- algebra I and II, geometry, and one unit beyond algebra II,
- algebra I and II, and two units beyond algebra II, or
- integrated math I, II, and III, and one unit beyond integrated math III.

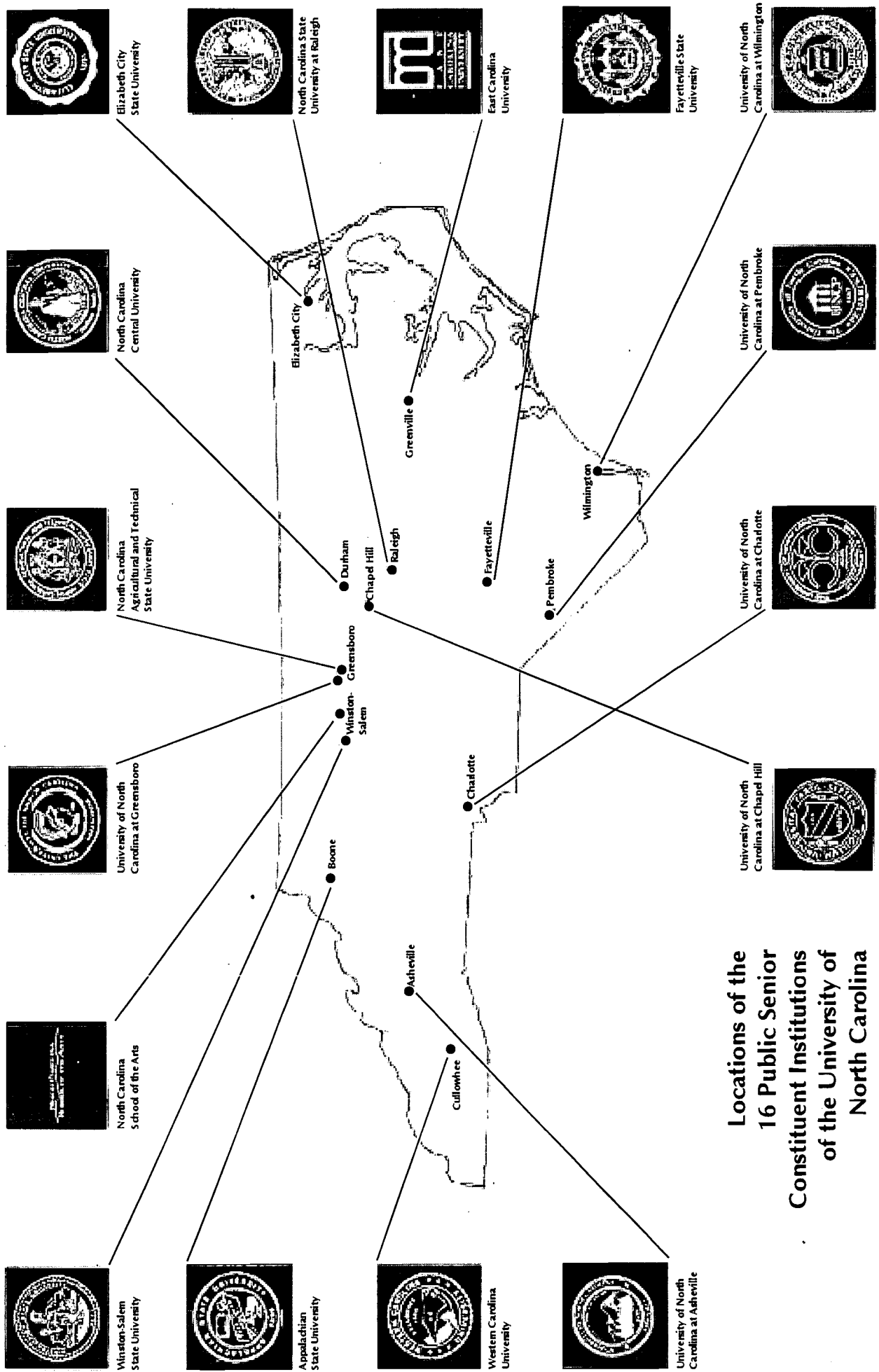
(The fourth unit of math affects applicants to all institutions except the North Carolina School of the Arts.) It is recommended that prospective students take a mathematics course unit in the twelfth grade.

Three course units in **science**, including

- at least one unit in a life or **biological science** (for example, biology),
- at least one unit in **physical science** (for example, physical science, chemistry, physics), and
- at least one **laboratory course**.

Two course units in **social studies**, including one unit in **U.S. history**, but an applicant who does not have the unit in U.S. history may be admitted on the condition that at least three semester hours in that subject will be passed by the end of the sophomore year.

¹ Course units as defined in these requirements may include those high school-level courses taken and passed by an applicant after graduating from high school, as well as those taken while enrolled as a high school student. For some transfer students and students who graduated from high school prior to 1990, special considerations have been made.



**Locations of the
16 Public Senior
Constituent Institutions
of the University of
North Carolina**

Notes and Explanations

Please be aware of the following as you study and use the institutional profiles of the University of North Carolina.

- The abbreviations of the 16 campuses of the University of North Carolina used in this publication are as follows:

ASU	Appalachian State University	UNC-A	University of N.C. at Asheville
ECU	East Carolina University	UNC-CH	University of N.C. at Chapel Hill
ECSU	Elizabeth City State University	UNC-C	University of N.C. at Charlotte
FSU	Fayetteville State University	UNC-G	University of N.C. at Greensboro
NCA&T	N.C. Agricultural and Technical State University	UNC-P	University of N.C. at Pembroke
NCCU	N.C. Central University	UNC-W	University of N.C. at Wilmington
NCSA	N.C. School of the Arts	WCU	Western Carolina University
NCSU	N.C. State University	WSSU	Winston-Salem State University

- Data in the institutional profiles reflect what was current when taken to press, and may be subject to change over the course of the year.
- Admissions criteria include factors other than high school rank and SAT scores, and may vary from institution to institution.
- High school class rank and SAT score profiles are based on enrolled first-time freshmen who had both sets of data at the time of their admission. Some non-traditional students may not be represented in these profiles.
- The retention rate is based on the first-time full-time freshmen entering each institution in the fall of 1998 and returning to the same institution for their sophomore year in the fall of 1999. Graduation and persistence rates are based on fall 1993 first-time full-time freshmen. Graduation rates show the percentage of these freshmen who have graduated from their original institution after 4, 5, and 6 years; persistence rates show the percentage who have either graduated or are still enrolled at their original institution after 4, 5, and 6 years.
- The estimated annual student cost includes estimates for a regular nine-month college year. Estimates for summer attendance are not included.
- Advanced Placement (AP) credit information is shown in abbreviated form. Institutional policies represent final authority.
- The General Administration of the University of North Carolina uses a slightly different system for classifying majors than the individual institutions may use in their publications. A more complete breakdown is shown in the *Academic Program Inventory*, a copy of which is distributed to high school counselors every even-numbered year. A copy of the institution's catalog may provide valuable assistance in interpreting abbreviations.
- The titles for persons shown as directors of student financial aid and directors of admissions are generic. Exact titles may vary from one institution to another. Correspondence addressed as shown will reach the proper person.

UNC-GA ProgAssess/InstProf.JC002C.K/7-15-00

APPALACHIAN STATE UNIVERSITY

<http://www.appstate.edu/>

Brief Description

Appalachian State University offers 95 undergraduate majors and 81 graduate majors. As a comprehensive university serving the traditional undergraduate student, Appalachian's primary mission is instruction. The University feels a special responsibility to the Appalachian region and seeks to contribute to the understanding, appreciation, and preservation of its unique culture. Appalachian State University is committed to equality of opportunity. To further racial integration, the University actively seeks to recruit and enroll a greater number of black students.

History

Founded in 1899. Known as Watauga Academy until 1903 when it became a state institution and was designated Appalachian Training School for Teachers. Name changed to Appalachian State Normal School in 1925 and again four years later to Appalachian State Teachers College. Designated Appalachian State University in 1967. Merged into the University of North Carolina in 1972.

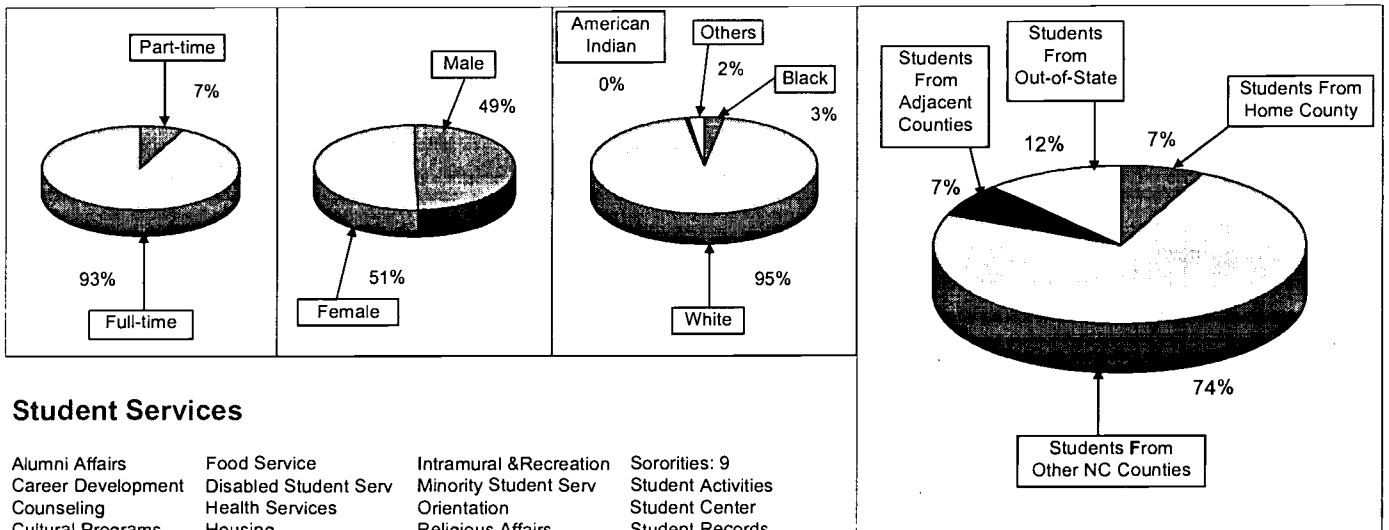
Location

Boone (population: 14,500) is in the heart of the Blue Ridge Mountains. The area offers skiing in the winter and cool temperatures in the summer.

Academic Calendar (1999-2000)

Class Periods				Vacations/Holidays		
Fall Term	Spring Term	Summer Terms	Commencement	Fall Break	Winter Break	Spring Break
8/18-12/15	1/10-5/10	5/22-6/22, 7/3-8/3	12/18, 5/14	10/21-10/22	12/16-1/5	3/13-3/17

Undergraduate Enrollment (Fall 1999):



Student Services

Alumni Affairs	Food Service	Intramural & Recreation	Sororities: 9
Career Development	Disabled Student Serv	Minority Student Serv	Student Activities
Counseling	Health Services	Orientation	Student Center
Cultural Programs	Housing	Religious Affairs	Student Records
Discipline/Judiciary	Intercollegiate Athletics	Research	Testing
Fraternities: 12	International Students	Security	Veterans

Est. Annual Student Costs (1999-2000)

Tuition	in-state	\$962
	out-of-state	\$8,232
Required Fees		\$870
Room	(double occupancy)	\$1,960
Board	(full meal plan)	\$1,610
Books*		\$450
Other Expenses	in-state	\$2,000
	out-of-state	\$2,000
Total Student Budget	in-state	\$7,852
	out-of-state	\$15,122

*Includes book rental, additional books and supplies.

Student Financial Aid, 1998-99

% of Freshmen Receiving Any Aid	50.8%
% of Freshmen Receiving Any Need-Based Aid	26.7%
% of Full-Time Undergrad. Students Receiving Pell Grants	19.4%

Scholarship Programs: Numerous scholarships and other forms of financial aid available; consult campus catalog and contact Financial Aid Office.

Priority Application Filing Date: March 15

Earliest Date of Award Notification: April

Latest Date of Award Notification: Throughout the year

Note: Dates given above are approximate. Actual dates may vary from year to year. Consult campus catalog.

Director of Student Financial Aid: Ms. Esther Captain

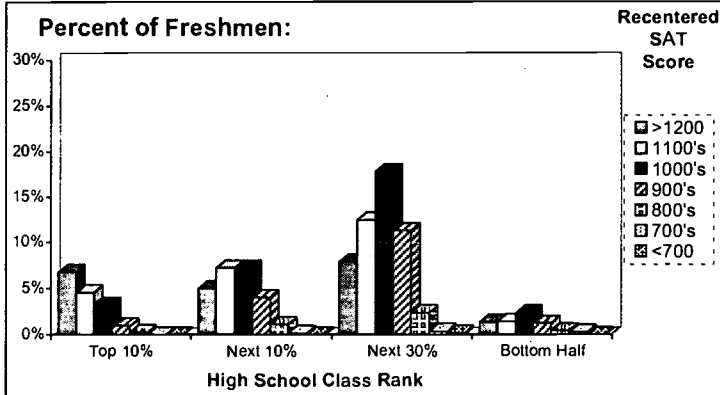
Telephone Number: 828-262-2190

Freshman Class Profile (Fall 1999)*

APPALACHIAN STATE UNIVERSITY

Number of Freshmen:								
Combined Recentered SAT Score								
High School Class Rank	1200 or more	1100-1199	1000-1099	900-999	800-899	700-799	<700	Total
Top 10%	139	93	66	20	5	0	0	323
Next 10%	103	149	149	83	22	3	0	509
Next 30%	162	256	365	232	48	7	3	1,073
Bottom Half	28	29	48	25	9	5	0	144
Total	432	527	628	360	84	15	3	2,049

*Includes only freshmen with SAT scores and a reported high school class rank.



Bachelor's Degree Programs Offered (1998-99)

Bachelor's Degrees Conferred: 2,122

Discipline Area Specific Majors (Number of Bachelor's Degrees Conferred)

Agric. Bus./Sciences

- Arch. & Env. Des. City/Urban, Community, & Regional Planning(6)
- Area, Ethnic Studies
- Biological Sciences Biology, General(24), Ecology(18)
- Business & Mgmt. Bus Admin & Mgmt(66), Op Mgmt(2), Accounting(73), Finance(62), Insurance & Risk(15), Hospitality/Admin Mgmt(19), Mgmt Info Systems(66), Bus Mktg Mgmt(72), Real Estate(10)
- Communications Advertising(47), Journalism(17), Public Relations(49), Radio & TV Broadcasting(38)
- Computer & Info Sci Computer Science(26)
- Education Special(10), Specific LD(26), Elem(186), Jr. High(23), Pre-Elem(12), Art(5), Business(8), English(32), Health(10), Home Econ(2), Tech/Indust Arts(3), Marketing(2), Math(17), Music(21), Physical(21), Social Studies(2), Biology(6), French(2), History(29), Spanish(5)
- Engineering
- Engineering-Related Industrial/Manufacturing Technology(59)
- Visual & Perf Arts Graphic Design(41), Interior Design(16), Drama/Theater Arts(16), Art, Gen(5), Fine/Studio Arts(16), Arts Mgmt(4), Music Perf(11), Music Bus Mgmt/Merchandising(18)
- Foreign Lang & Lit French Language & Literature(3), Spanish Language & Literature(12)
- Health Professions Communication Disorders(55), Health Systems/Health Services Admin(25), Medical Technology(1), Public Health Ed & Promotion(64), Music Therapy(0)
- Home Economics Home Econ, Gen(2), Foods & Nutrition Studies(12), Child Growth, Care & Dev(11), Clothing/Apparel & Textile Studies(8)
- Interdis. Studies
- English Lang./Philos. English Lang & Lit, Gen(59), Speech & Rhetorical Studies(41), Philosophy & Religion(17)
- Liberal Arts & Sci Liberal Arts & Sciences/Liberal Studies(30)
- Mathematics Mathematics(6), Mathematical Statistics(4)
- Physical Sciences Chemistry, General(10), Geology(2), Physics, General(6)
- Psychology Psychology, General(146)
- Parks, Rec. & Leisure Parks, Rec, & Leisure Facilities Mgmt(62), Athletic Training(9), Exercise Sciences(26)
- Protective/Pub. Admin Criminal Justice Studies(68), Social Work(56)
- Social Sciences Anthropology(37), Economics(6), Geography(27), History, General(27), Political Science & Government(37), Sociology(35)

Admission Information

Director of Admissions: **Mr. Joe Watts**
Telephone Number: **828-262-2120**

Courses required beyond minimum requirement:

None

Application Fee: **\$45**

Earliest date for application to be considered for fall term: **October 15**

Latest date for application to be considered for fall term: **March 15**

Earliest date letters of decision for fall admission are expected to be sent out: **November 15**

Latest date letters of decision for fall admission are expected to be sent out: **April 15**

Note: Dates given above are approximate. Actual dates may vary from year to year. Consult campus catalog.

Advanced Placement Accepted
Information on Advanced Placement credit granted appears in Appendix A.

Facilities

Campus Space 340 acres

Residence Halls 17

Special Features Living-learning centers in NY City and Washington, D.C.

Rates of Retention, Graduation, and Persistence for Fall First-Time Full-Time Freshmen

Retention Rate for Fall 1998 Freshmen:
Freshman to Sophomore **81.1%**

Graduation Rates for Fall 1993 Freshmen:
After 4 Years **31.6%**
After 5 Years **58.0%**
After 6 Years* **61.9%**

Persistence Rates for Fall 1993 Freshmen (Graduated or Still Enrolled):
After 4 Years **65.7%**
After 5 Years **64.9%**
After 6 Years **64.5%**

*As required by the Student Right to Know and Campus Security Act of 1990.

Full-Time Faculty (Fall 1999)

With Doctorate or First Professional Degree **466**
Total **531**

UNC-GA ProgAssess/InstProf.AR001.K7-15-00

EAST CAROLINA UNIVERSITY

<http://www.ecu.edu/>

Brief Description

A doctorate granting university offering degree programs at the baccalaureate, master's, intermediate, first professional (medicine) and doctoral levels. Its instructional programs are organized in 14 colleges and professional schools (general, arts and sciences, art, business, education, health and human performance, human environmental sciences, music, industry and technology, allied health sciences, social work, medicine, nursing, and graduate school). East Carolina University is committed to equality of opportunity. To further racial integration, the University actively seeks to recruit and enroll a greater number of black students.

History

Established in 1907 as East Carolina Teachers Training School. Name changed to East Carolina Teachers College in 1921 and to East Carolina College in 1951. Designated East Carolina University in 1967. Merged into the University of North Carolina in 1972.

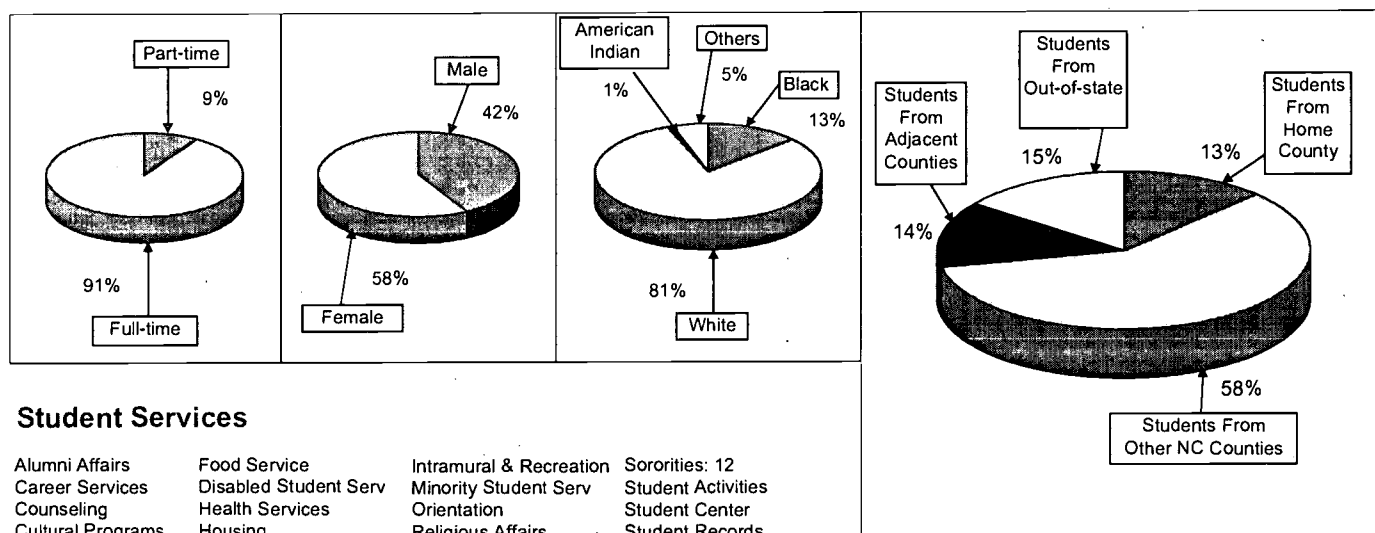
Location

Greenville (population: 57,405) a business, medical, and trade center in the coastal plain region.

Academic Calendar (1999-2000)

Class Periods				Vacations/Holidays		
Fall Term	Spring Term	Summer Terms	Commencement	Fall Break	Winter Break	Spring Break
8/18-12/18	1/10-5/11	5/16-6/20, 6/22-7/28	12/11, 5/13	10/16-10/19	12/19-1/6	3/12-3/19

Undergraduate Enrollment (Fall 1999):



Student Services

Alumni Affairs	Food Service	Intramural & Recreation	Sororities: 12
Career Services	Disabled Student Serv	Minority Student Serv	Student Activities
Counseling	Health Services	Orientation	Student Center
Cultural Programs	Housing	Religious Affairs	Student Records
Discipline/Judiciary	Intercollegiate Athletics	Research	Testing
Fraternities: 21	International Students	Security	Veterans

Est. Annual Student Costs (1999-2000)

Tuition	in-state	\$992
	out-of-state	\$8,558
Required Fees		\$1,006
Room	(double occupancy)	\$2,050
Board	(full meal plan)	\$2,170
Books		\$750
Other Expenses	in-state	\$1,630
	out-of-state	\$1,630
Total Student Budget	in-state	\$8,598
	out-of-state	\$16,164

Student Financial Aid, 1998-99

% of Freshmen Receiving Any Aid	59.0%
% of Freshmen Receiving Any Need-Based Aid	40.0%
% of Full-Time Undergrad. Students Receiving Pell Grants	27.6%

Scholarship Programs: Numerous scholarships and other forms of financial aid available; consult campus catalog and web site (shown above), or contact Financial Aid Office.

Priority Application Filing Date:	April 15
Earliest Date of Award Notification:	Mid-March
Latest Date of Award Notification:	Into fall semester

Note: Dates given above are approximate. Actual dates may vary from year to year. Consult campus catalog.

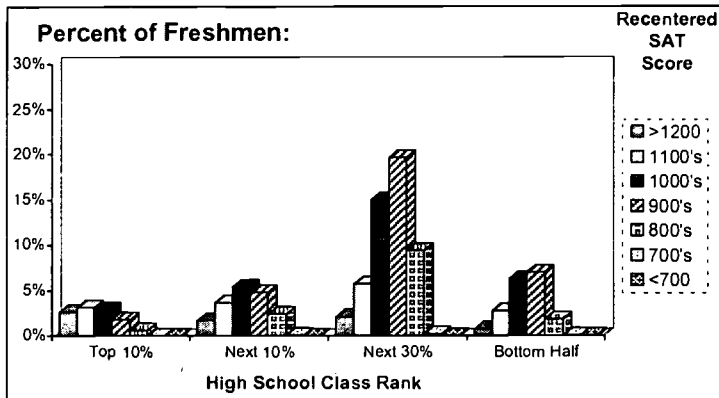
Director of Student Financial Aid:	Ms. Rose Mary Stelma
Telephone Number:	252-328-6610

Freshman Class Profile (Fall 1999)*

EAST CAROLINA UNIVERSITY

High School Class Rank	Combined Recentered SAT Score							Total
	1200 or more	1100-1199	1000-1099	900-999	800-899	700-799	<700	
Top 10%	75	89	82	51	17	0	0	314
Next 10%	49	105	155	138	69	2	0	518
Next 30%	60	164	429	563	269	6	0	1,491
Bottom Half	21	80	179	200	53	2	1	536
Total	205	438	845	952	408	10	1	2,859

*Includes only freshmen with SAT scores and a reported high school class rank.



Bachelor's Degree Programs Offered (1998-99)

Bachelor's Degrees Conferred: 2,511

Discipline Area Specific Majors (Number of Bachelor's Degrees Conferred)

Agric. Bus./Sciences

- Arch. & Env. Des. City/Urban, Community, & Regional Planning(18)
- Area, Ethnic Studies Women's Studies(1)
- Biological Sciences Biology,General(109), Biochemistry(2)
- Business & Mgmt. Accounting(30), Mgmt Accounting(49), Information Processing(25), Finance(46), Hotel/Motel & Restaurant Mgmt(37), Mgmt Info Systems(48), Bus Mktg Mgmt(145)
- Communications Communications, General(69), Broadcast Journalism(63)
- Computer & Info Sci Computer Science(19)
- Education Emotionally Handicapped(39),Elementary(138),Jr High(34),Pre-Elementary(16),Art(15), Business(4),English(15),Health(32),Home Ec(2),Tech/Indust(1),Marketing(3),Math(2), Music(24),Physical(26),Science(8),Social Studies(10),Drama & Dance(11),Spanish(2)
- Engineering
- Engineering-Related Industrial/Manufacturing Technology(85), Construction Management(87)
- Visual & Perf Arts Dance(3), Interior Design(18), Drama/Theater(6), Art, Gen(12), Fine/Studio Arts(50), Art History(3), Music, Gen Performance(7), Music Theory & Composition(0)
- Foreign Lang & Lit German Lang & Lit(2), French Lang & Lit(1), Spanish Lang & Lit(4)
- Health Professions Speech-Lang Path.&Audiology(25),Med Records Adm(6),Physician Asst(0),Med Tech(8), Nursing(180),Environ Hlth(18),Music Therapy(9),Occ Therapy(32),Voc Rehab Couns(17)
- Home Economics Dietetics/Human Nutritional Serv(31), Individual & Family Development Studies(68), Child Growth, Care & Development(8), Clothing/Apparel & Textile Studies(20)
- Interdis. Studies
- English Lang./Philos. English Language & Literature, General(66), Philosophy(6)
- Liberal Arts & Sci Liberal Arts & Sciences/Liberal Studies(2)
- Mathematics Mathematics(6)
- Physical Sciences Chemistry, General(26), Geology(7), Physics, General(9)
- Psychology Psychology, General(107)
- Parks, Rec. & Leisure Parks, Recreation, & Leisure Facilities Management(81), Exercise Sciences(116)
- Protective/Pub. Admin Criminal Justice Studies(62), Social Work(67)
- Social Sciences Anthropolgy(12), Economics, General(48), Geography(16),History, General(26), Public/Applied History(1), Political Science, General(42), Sociology(58)

Admission Information

Director of Admissions: Dr. Thomas E. Powell, Jr.
Telephone Number: 252-328-6640

Courses required beyond minimum requirement:

None

Application Fee: \$45

Earliest date for application to be considered for fall term: October 1

Latest date for application to be considered for fall term: March 15

Earliest date letters of decision for fall admission are expected to be sent out: October 15

Latest date letters of decision for fall admission are expected to be sent out: April 15

Note: Dates given above are approximate. Actual dates may vary from year to year. Consult campus catalog.

Advanced Placement Accepted

Information on Advanced Placement credit granted appears in Appendix A.

Facilities

Campus Space 484 acres

Residence Halls 15

Special Features 43,000-Seat Ficklen Stadium;
150,000 sq. ft. Student Recreation Center; Newly Expanded and Renovated Joyner Library; Warren Life Sciences Bldg at School of Medicine; Newly Renovated Jarvis Resid. Hall

Rates of Retention, Graduation, and Persistence for Fall First-Time Full-Time Freshmen

Retention Rate for Fall 1998 Freshmen:
Freshman to Sophomore 79.0%

Graduation Rates for Fall 1993 Freshmen:
After 4 Years 22.9%
After 5 Years 44.0%
After 6 Years* 50.2%

Persistence Rates for Fall 1993 Freshmen (Graduated or Still Enrolled):
After 4 Years 54.9%
After 5 Years 54.3%
After 6 Years 54.3%

*As required by the Student Right to Know and Campus Security Act of 1990.

Full-Time Faculty (Fall 1999)

With Doctorate or First Professional Degree 840
Total 1,146

UNC-GA ProgAssess/InstProf.AR001.K/7-15-00

ELIZABETH CITY STATE UNIVERSITY

<http://www.ecsu.edu/>

Brief Description

A comprehensive university offering degree programs at the baccalaureate level. Its instructional programs are offered through 13 academic departments, a general studies division, and a special programs office. Operates a graduate center offering master's level study through a cooperative interinstitutional arrangement. Elizabeth City State University is committed to equality of opportunity. To further racial integration, the University actively seeks to recruit and enroll a greater number of white students.

History

Established as the State Colored Normal School in 1891. Name changed to Elizabeth City State Teachers College in 1939; first bachelor's degrees awarded in the same year. Renamed Elizabeth City State College in 1963. Designated a regional University in 1969. Merged into the University of North Carolina in 1972.

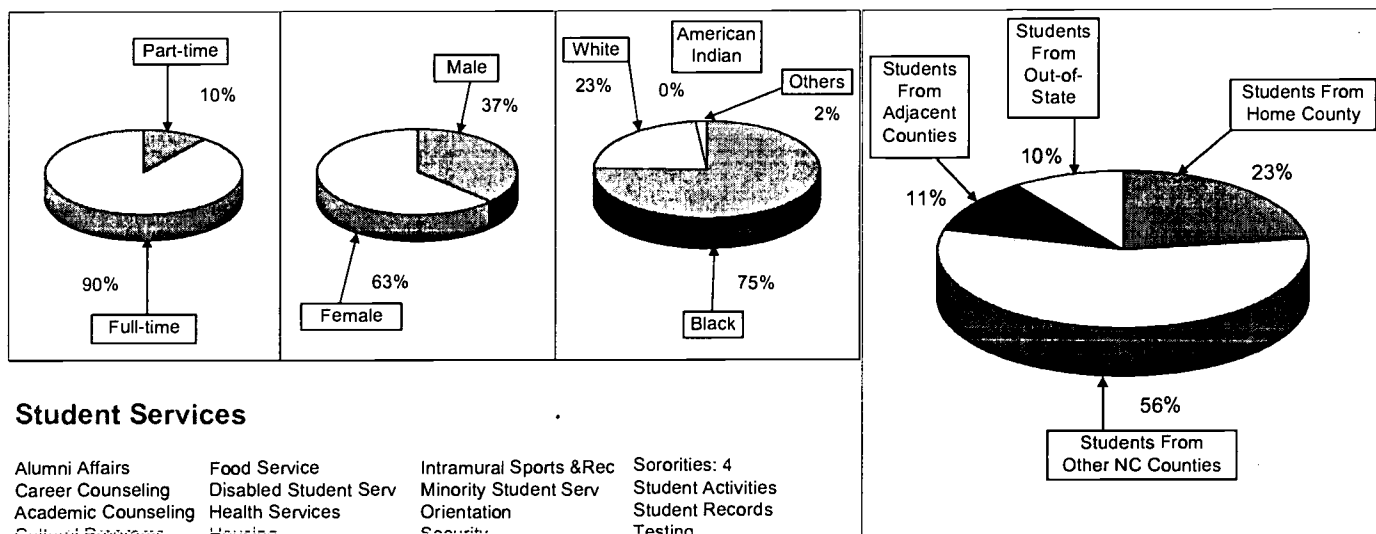
Location

Elizabeth City (city-county population: 45,000) situated in the historic northeastern region of North Carolina, convenient to the Outer Banks, the Atlantic Ocean, and the populous Norfolk-Portsmouth metropolitan area in Virginia.

Academic Calendar (1999-2000)

Class Periods				Vacations/Holidays		
Fall Term	Spring Term	Summer Terms	Commencement	Fall Break	Winter Break	Spring Break
8/17-12/14	1/11-5/12	5/31-7/13	12/11, 5/13	10/18-10/19	12/15-1/9	3/13-3/18

Undergraduate Enrollment (Fall 1999):



Student Services

Alumni Affairs	Food Service	Intramural Sports & Rec	Sororities: 4
Career Counseling	Disabled Student Serv	Minority Student Serv	Student Activities
Academic Counseling	Health Services	Orientation	Student Records
Cultural Programs	Housing	Security	Testing
Discipline/Judiciary	Intercollegiate Athletics	Spiritual Counseling	Veterans
Fraternities: 4	International Students		

Est. Annual Student Costs (1999-2000)

Tuition	in-state	\$806
	out-of-state	\$7,224
Required Fees		\$825
Room	(double occupancy)	\$2,352
Board	(full meal plan)	\$1,546
Books*		\$400
Other Expenses	in-state	\$1,644
	out-of-state	\$1,844
Total Student Budget	in-state	\$7,573
	out-of-state	\$14,191

*Book rental.

Student Financial Aid, 1998-99

% of Freshmen Receiving Any Aid	84.8%
% of Freshmen Receiving Any Need-Based Aid	78.7%
% of Full-Time Undergrad. Students Receiving Pell Grants	73.9%

Scholarship Programs: Numerous scholarships and other forms of financial aid available; consult campus catalog and contact Financial Aid Office.

Priority Application Filing Date:	June 1
Earliest Date of Award Notification:	March 15
Latest Date of Award Notification:	Into fall semester

Note: Dates given above are approximate. Actual dates may vary from year to year. Consult campus catalog.

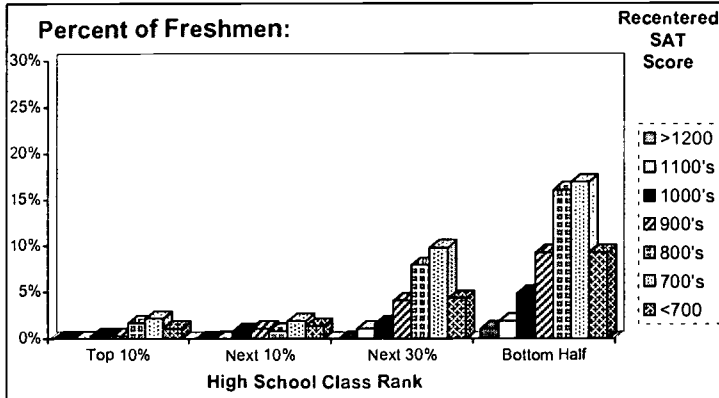
Director of Student Financial Aid: Mrs. Barbara F. Simpson
Telephone Number: 252-335-3283

Freshman Class Profile (Fall 1999)*

ELIZABETH CITY STATE UNIVERSITY

High School Class Rank	Combined Recentered SAT Score							Total
	1200 or more	1100-1199	1000-1099	900-999	800-899	700-799	<700	
Top 10%	0	0	1	1	6	8	4	20
Next 10%	0	0	3	4	3	7	5	22
Next 30%	0	4	6	15	29	36	16	106
Bottom Half	4	7	18	34	59	62	34	218
Total	4	11	28	54	97	113	59	366

*Includes only freshmen with SAT scores and a reported high school class rank.



Bachelor's Degree Programs Offered (1998-99)

Bachelor's Degrees Conferred: 357

Discipline Area Specific Majors (Number of Bachelor's Degrees Conferred)

Agric. Bus./Sciences

Arch. & Env. Des.

Area, Ethnic Studies

Biological Sciences Biology, General(27)

Business & Mgmt. Business Administration & Management, General(40), Accounting(15)

Communications

Computer & Info Sci Computer Science(20)

Education Mentally Handicapped(3), Elementary Ed(29), Physical Ed Teaching & Coaching(3)

Engineering

Engineering-Related Industrial/Manufacturing Technology(9)

Visual & Perf Arts Fine/Studio Arts(10), Music Business Mgmt & Merchandising(10)

Foreign Lang & Lit

Health Professions

Home Economics

Interdis. Studies

English Lang./Philos. English Language & Literature, General(19)

Liberal Arts & Sci

Mathematics Mathematics(7), Applied Math, General(3)

Physical Sciences Chemistry, General(4), Geology(4), Physics, General(1)

Psychology Psychology, General(16)

Parks, Rec. & Leisure

Protective/Pub. Admin Criminal Justice Studies(65)

Social Sciences History, General(11), Political Science, General(5), Sociology(56)

Admission Information

Director of Admissions: Ms. Bridgett N. Golman

Telephone Number: 252-335-3305; 800-347-3278

Courses required beyond minimum requirement:

None

Application Fee:

\$30

Earliest date for application to be considered for fall

term: October 15

Latest date for application to be considered for fall term:

August 1

Earliest date letters of decision for fall admission are

expected to be sent out: October 31

Latest date letters of decision for fall admission are

expected to be sent out: August 15

Note: Dates given above are approximate. Actual dates may vary from year to year. Consult campus catalog.

Advanced Placement Accepted

Information on Advanced Placement credit granted appears in Appendix A.

Facilities

Campus Space 117 acres for campus proper and
745 acres for other usage

Residence Halls 4 men's and 3 women's dormitories,
1 mixed men & women's apt. complex

Special Features 200-bed student apartment complex,
WRVS radio station, ROTC, New
science complex and planetarium,
Commuter center/bowling alley

Rates of Retention, Graduation, and Persistence for Fall First-Time Full-Time Freshmen

Retention Rate for Fall 1998 Freshmen:

Freshman to Sophomore 72.9%

Graduation Rates for Fall 1993 Freshmen:

After 4 Years 35.5%

After 5 Years 42.9%

After 6 Years* 44.4%

Persistence Rates for Fall 1993 Freshmen

(Graduated or Still Enrolled):

After 4 Years 47.9%

After 5 Years 46.6%

After 6 Years 47.1%

*As required by the Student Right to Know and Campus Security Act of 1990.

Full-Time Faculty (Fall 1999)

With Doctorate or First Professional Degree 74
Total 108

UNC-GA ProgAssess/InstProf.AR001.K/7-15-00

FAYETTEVILLE STATE UNIVERSITY

<http://www.uncfsu.edu/>

Brief Description

A comprehensive university offering degree programs at the baccalaureate, masters and doctoral levels. Instructional programs are organized under the schools of Business and Economics, Education, and the College of Arts and Sciences. Provides undergraduate instruction in the education center at nearby Fort Bragg/Pope AFB. Offers graduate degrees in elementary education, middle grades education, special education, school administration, secondary education, business administration, English, history, biology, mathematics, psychology, political science, sociology, master of arts in teaching, and doctorate in education leadership. FSU is committed to equality of opportunity. To further racial integration, the University actively seeks to recruit and enroll a greater number of non-Black students.

History

Established as Howard School in 1867. Became state-supported State Colored Normal School in 1877, and Normal State School in 1926. First four-year class graduated and institution renamed Fayetteville State Teachers College in 1939. Became Fayetteville State College in 1963 and Fayetteville State University in 1969. Merged into the University of North Carolina in 1972.

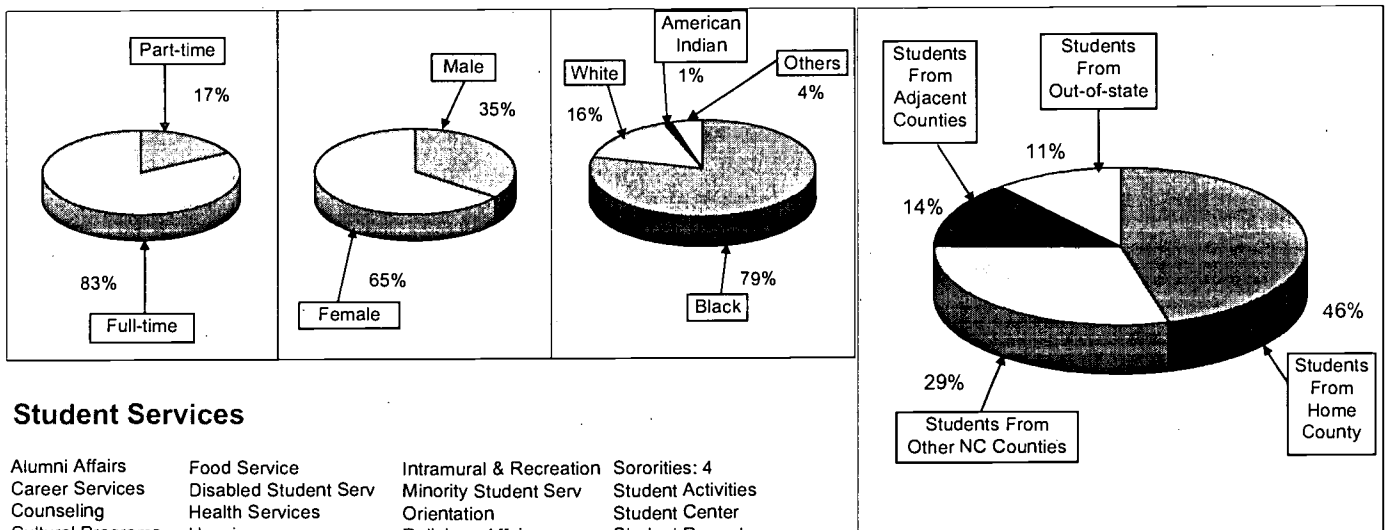
Location

Fayetteville (city-county population: 303,000), home of Fort Bragg/Pope AFB (48,000) and a trade and business center in the sandhills area, designated as an "All American City." Nearby are the resorts of Southern Pines and Pinehurst.

Academic Calendar (1999-2000)

Class Periods				Vacations/Holidays		
Fall Term	Spring Term	Summer Terms	Commencement	Fall Break	Winter Break	Spring Break
8/18-12/14	1/8-5/9	5/22-6/22, 7/5-8/8	12/11, 5/13	10/14-10/15	12/15-1/5	3/6-3/11

Undergraduate Enrollment (Fall 1999):



Student Services

- | | | | |
|----------------------|---------------------------|-------------------------|--------------------|
| Alumni Affairs | Food Service | Intramural & Recreation | Sororities: 4 |
| Career Services | Disabled Student Serv | Minority Student Serv | Student Activities |
| Counseling | Health Services | Orientation | Student Center |
| Cultural Programs | Housing | Religious Affairs | Student Records |
| Discipline/Judiciary | Intercollegiate Athletics | Research | Testing |
| Fraternities: 4 | International Students | Security | Veterans |

Est. Annual Student Costs (1999-2000)

Tuition	in-state	\$962
	out-of-state	\$8,232
Required Fees		\$580
Room	(double occupancy)	\$2,100
Board	(full meal plan)	\$1,700
Books*		\$350
Other Expenses	in-state	\$1,860
	out-of-state	\$3,110
Total Student Budget		
	in-state	\$7,552
	out-of-state	\$16,072

*Includes book rental only.

Student Financial Aid, 1998-99

% of Freshmen Receiving Any Aid	88.0%
% of Freshmen Receiving Any Need-Based Aid	65.0%
% of Full-Time Undergrad. Students Receiving Pell Grants	73.3%

Scholarship Programs: Numerous scholarships and other forms of financial aid available; consult campus catalog and contact Financial Aid Office.

Priority Application Filing Date:	April 1
Earliest Date of Award Notification:	May 1
Latest Date of Award Notification:	Into fall semester

Note: Dates given above are approximate. Actual dates may vary from year to year. Consult campus catalog.

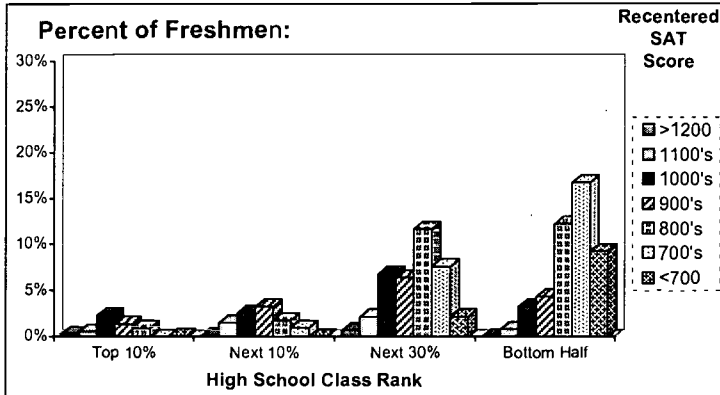
Director of Student Financial Aid: Ms. Lois McKay
Telephone Number: 910-486-1325

Freshman Class Profile (Fall 1999)*

FAYETTEVILLE STATE UNIVERSITY

Number of Freshmen:								
Combined Recentered SAT Score								
High School Class Rank	1200 or more	1100-1199	1000-1099	900-999	800-899	700-799	<700	Total
Top 10%	2	4	17	10	7	0	1	41
Next 10%	1	11	19	24	13	7	0	75
Next 30%	5	16	50	47	86	56	16	276
Bottom Half	0	6	24	32	90	123	68	343
Total	8	37	110	113	196	186	85	735

*Includes only freshmen with SAT scores and a reported high school class rank.



Bachelor's Degree Programs Offered (1998-99)

Bachelor's Degrees Conferred: 502

Discipline Area Specific Majors (Number of Bachelor's Degrees Conferred)

Agric. Bus./Sciences

Arch. & Env. Des.

Area, Ethnic Studies

Biological Sciences Biology, General(21)

Business & Mgmt. Business Administration & Management, Gen(82), Accounting(19),
Business/Managerial Economics(7)

Communications

Computer & Info Sci Computer Science(16)

Education Elementary(41), Jr. High/Intermed.(15), Business Teacher Ed/Vocational(1),
Math(3), Music(2), Physical Ed Teaching & Coaching(2), Social Science(6),
Biology(1)

Engineering

Visual & Perf Arts Dramatic/Theater Arts(12), Art, General(5)

Foreign Lang & Lit Spanish Language & Literature(8)

Health Professions Nursing(18)

Home Economics

Interdis. Studies

English Lang./Philos. English Language and Literature, General(10)

Liberal Arts & Sci

Mathematics Mathematics(9)

Physical Sciences Chemistry, General(8)

Psychology Psychology, General(54)

Parks, Rec. & Leisure

Protective/Pub. Admin Criminal Justice Studies(68)

Social Sciences Geography(5), History, Gen(18), Political Science, General(7),
Sociology(64)

Admission Information

Director of Admissions: **Mr. Charles Darlington**
Telephone: **910-486-1371; 800-222-2594**

Courses required beyond minimum requirement:

Six units of electives - see catalog

Application Fee: **\$25**

Earliest date for application to be considered for fall term: **September 1**

Latest date for application to be considered for fall term: **August 1**

Earliest date letters of decision for fall admission are expected to be sent out: **October 15**

Latest date letters of decision for fall admission are expected to be sent out: **August 1**

Note: Dates given above are approximate. Actual dates may vary from year to year. Consult campus catalog.

Advanced Placement Accepted

Information on Advanced Placement credit granted appears in Appendix A.

Facilities

Campus Space 156 acres

Residence Halls 9

Special Features Health & Physical Education Complex,

Charles W. Chesnut Library,

Planetarium

Rates of Retention, Graduation, and Persistence for Fall First-Time Full-Time Freshmen

Retention Rate for Fall 1998 Freshmen:

Freshman to Sophomore 74.2%

Graduation Rates for Fall 1993 Freshmen:

After 4 Years 14.2%

After 5 Years 30.6%

After 6 Years* 34.9%

Persistence Rates for Fall 1993 Freshmen

(Graduated or Still Enrolled):

After 4 Years 43.5%

After 5 Years 39.0%

After 6 Years 39.4%

*As required by the Student Right to Know and Campus Security Act of 1990.

Full-Time Faculty (Fall 1999)

With Doctorate or First Professional Degree 138
Total 193

UNC-GA ProgAssess/InstProf.AR001.K/7-15-00

NORTH CAROLINA AGRICULTURAL & TECHNICAL STATE UNIVERSITY

http://www.ncat.edu/

Brief Description

A comprehensive university and land-grant institution offering degrees at the baccalaureate, master's, and doctoral levels. Its instructional programs are organized into a college of arts and sciences, college of engineering, and six professional schools (agricultural, business and economics, education, nursing, technology, and graduate studies). North Carolina Agricultural and Technical State University is committed to equality of opportunity. To further racial integration, the University actively seeks to recruit and enroll a greater number of white students.

History

Established in 1891 as Agricultural and Mechanical College for Negroes. Temporarily located in Raleigh until moved to Greensboro in 1893. Name changed to Agricultural and Technical College of North Carolina in 1915. Master's program began in 1939. Designated a regional university in 1967 and merged into the University of North Carolina in 1972. Doctoral program began in 1993.

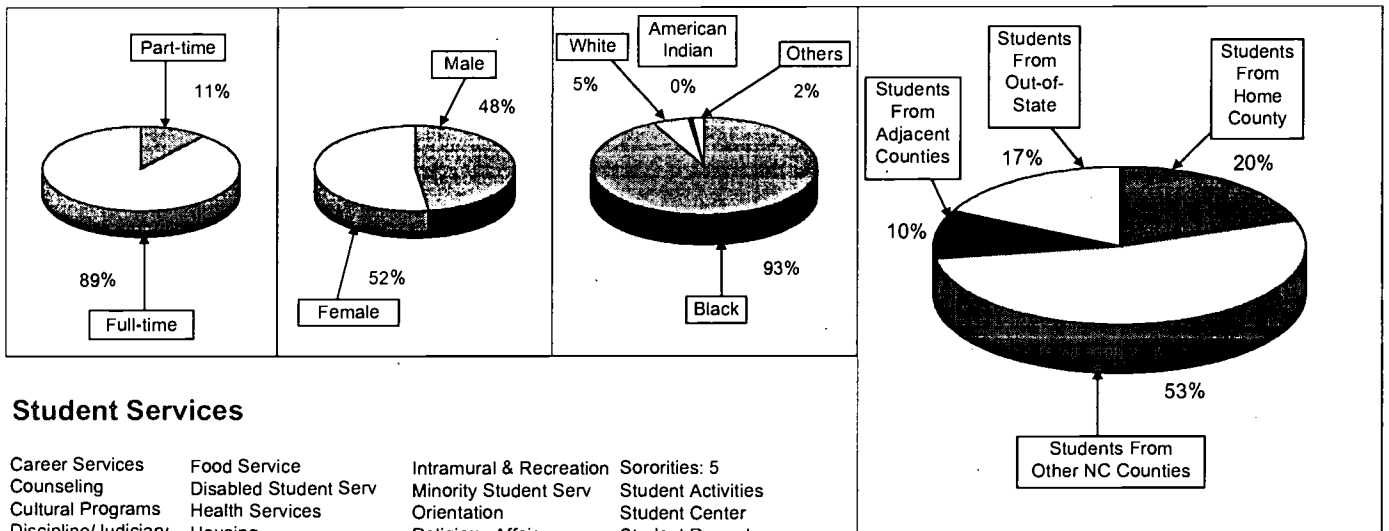
Location

Downtown Greensboro (population: 205,132), a major city in the piedmont region, serving as a trade and business center.

Academic Calendar (1999-2000)

Class Periods				Vacations/Holidays		
Fall Term	Spring Term	Summer Terms	Commencement	Fall Break	Winter Break	Spring Break
8/23-12/17	1/6-5/5	5/23-6/30, 7/6-8/11	5/13	10/18-10/19	12/18-1/2	3/6-3/10

Undergraduate Enrollment (Fall 1999):



Student Services

- | | | | |
|---|--|--|---|
| <ul style="list-style-type: none"> Career Services Counseling Cultural Programs Discipline/Judiciary Fraternities: 5 | <ul style="list-style-type: none"> Food Service Disabled Student Serv Health Services Housing Intercollegiate Athletics International Students | <ul style="list-style-type: none"> Intramural & Recreation Minority Student Serv Orientation Religious Affairs Research Security | <ul style="list-style-type: none"> Sororities: 5 Student Activities Student Center Student Records Testing Veterans |
|---|--|--|---|

Est. Annual Student Costs (1999-2000)

Tuition	in-state	\$962	
	out-of-state	\$8,232	
Required Fees		\$907	
Room	(double occupancy)	\$2,460	
Board	(full meal plan)	\$1,530	
Books		\$700	
Other Expenses	in-state	\$2,345	
	out-of-state	\$3,489	
Total Student Budget	in-state	\$8,904	
	out-of-state	\$17,318	

Student Financial Aid, 1998-99

% of Freshmen Receiving Any Aid	91.0%
% of Freshmen Receiving Any Need-Based Aid	79.0%
% of Full-Time Undergrad. Students Receiving Pell Grants	46.1%

Scholarship Programs: Numerous scholarships and other forms of financial aid available; consult campus catalog and contact Financial Aid Office.

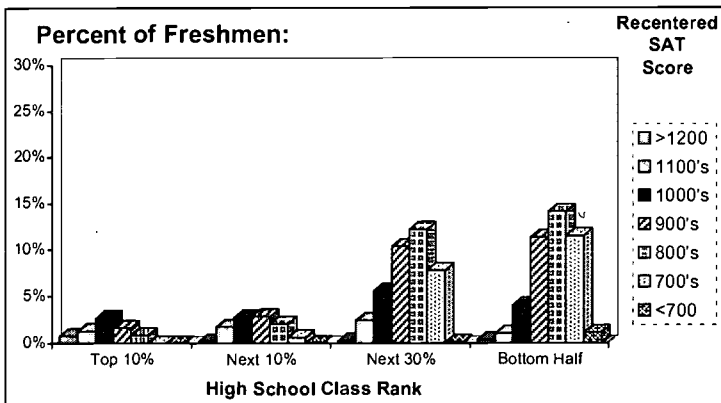
Priority Application Filing Date: March 15
Earliest Date of Award Notification: April 1
Latest Date of Award Notification: Into fall semester

Note: Dates given above are approximate. Actual dates may vary from year to year. Consult campus catalog.

Director of Student Financial Aid: Mrs. Sherri Avent
Telephone Number: 336-334-7973

High School Class Rank	Combined Recentered SAT Score							Total
	1200 or more	1100-1199	1000-1099	900-999	800-899	700-799	<700	
Top 10%	9	15	31	19	10	0	0	84
Next 10%	2	20	32	33	24	7	0	118
Next 30%	3	28	65	120	141	90	1	448
Bottom Half	4	12	47	131	163	133	13	503
Total	18	75	175	303	338	230	14	1,153

*Includes only freshmen with SAT scores and a reported high school class rank.



Bachelor's Degree Programs Offered (1998-99)

Bachelor's Degrees Conferred: 960

Discipline Area Specific Majors (Number of Bachelor's Degrees Conferred)

- Agric. Bus./Sciences** Agricultural Business(1), Agric. Economics(7), Agric. Sciences(6), Animal Sciences(9), Laboratory Animal Science(13)
- Arch. & Env. Des.** Landscape Architecture(3)
- Area, Ethnic Studies**
- Biological Sciences** Biology, General(26)
- Business & Mgmt.** Bus Admin & Mgmt, General(40), Logistics & Materials Mgmt(18), Accounting(54), Finance(21), Business Marketing & Mktg Mgmt(41)
- Communications** Broadcast Journalism(5), Public Relations(6), Radio & TV Broadcasting(13)
- Computer & Info Sci** Computer Science(52)
- Education** Special Ed(9), Elementary(45), Pre-Elementary(3), Agricultural(9), Business(3), English(3), Home Economics(1), Tech/Indust Arts(21), Math(5), Music(2), Physical Ed(10), Trade & Industrial(1), Biology(3), Chemistry(2), History(4)
- Engineering** Agricultural(1)Architectural(23), Chemical(37), Civil(13), Electrical(53), Industrial/Manufacturing(20), Mechanical(46)
- Engineering-Related** Electronics(43), Industrial/Manufacturing Technology(21), Construction Mgmt(12)
- Visual & Perf Arts** Drama/Theater Arts, General(4), Art, General(6), Music, General(1)
- Foreign Lang & Lit** Romance Languages & Literatures(1)
- Health Professions** Nursing(61), Occupational Safety & Health(15)
- Home Economics** Home Economics, General(1), Foods & Nutrition Science(6), Child Growth, Care & Development(13), Clothing/Apparel & Textile Studies(2)
- Interdis. Studies**
- English Lang./Philos.** English Language & Literature, General(10), Speech & Rhetorical Studies(19)
- Liberal Arts & Sci**
- Mathematics** Mathematics(3), Applied Math, General(3)
- Physical Sciences** Chemistry, General(5), Physics, General(2)
- Psychology** Psychology, General(40)
- Parks, Rec. & Leisure** Parks, Rec, & Leisure Facilities Mgmt(2), Health & Phys Ed, General(0)
- Protective/Pub. Admin** Social Work(19)
- Social Sciences** Economics(8), History(13), Political Science(16), Sociology(5)

Admission Information

Director of Admissions: Mrs. Mary M. Correll
Telephone Number: 336-334-7946

Courses required beyond minimum requirement:

None

Application Fee: \$35

Earliest date for application to be considered for fall term: September 1

Latest date for application to be considered for fall term: July 1

Earliest date letters of decision for fall admission are expected to be sent out: September 1

Latest date letters of decision for fall admission are expected to be sent out: July 15

Note: Dates given above are approximate. Actual dates may vary from year to year. Consult campus catalog.

Advanced Placement Accepted
Information on Advanced Placement credit granted appears in Appendix A.

Facilities

- Campus Space** 759 acres
- Residence Halls** 3 men's and 8 women's dormitories
- Special Features** Reid African Heritage Center-Museum, Taylor Art Gallery, Microelectronics Center of North Carolina

Rates of Retention, Graduation, and Persistence for Fall First-Time Full-Time Freshmen

Retention Rate for Fall 1998 Freshmen:
Freshman to Sophomore 75.5%

Graduation Rates for Fall 1993 Freshmen:
After 4 Years 21.1%
After 5 Years 39.0%
After 6 Years* 42.1%

Persistence Rates for Fall 1993 Freshmen (Graduated or Still Enrolled):
After 4 Years 53.9%
After 5 Years 48.4%
After 6 Years 46.4%

*As required by the Student Right to Know and Campus Security Act of 1990.

Full-Time Faculty (Fall 1999)

With Doctorate or First Professional Degree 269
Total 363

NORTH CAROLINA CENTRAL UNIVERSITY

<http://www.nccu.edu/>

Brief Description

This comprehensive university offers undergraduate and graduate programs leading to the baccalaureate and master's degrees in its College of Arts and Sciences, the Schools of Business and Education, as well as the first professional degrees in the Schools of Law and Library Sciences. The Graduate School coordinates graduate admissions and enrollment, and the University College coordinates Summer School, Extension, Distant Learning, and Non-Degree Credit programs. Continuing its commitment to equal opportunity, North Carolina Central University (NCCU) vigorously recruits, and strives to enroll a larger number of white and other minority students.

History

Founded by Dr. James E. Shepard in 1909 and chartered as the National Religious Training School and Chautauqua (for "Meeting Place") to train community leaders. It operated as a private, non-sectarian institution from 1910 until 1923 when it became the state-supported Durham Normal School. In 1925, it became the nation's first state-supported liberal arts college for black people and was accredited as an "A" class institution in 1937. Renamed North Carolina Central University in 1969 and merged into the University of North Carolina in 1972.

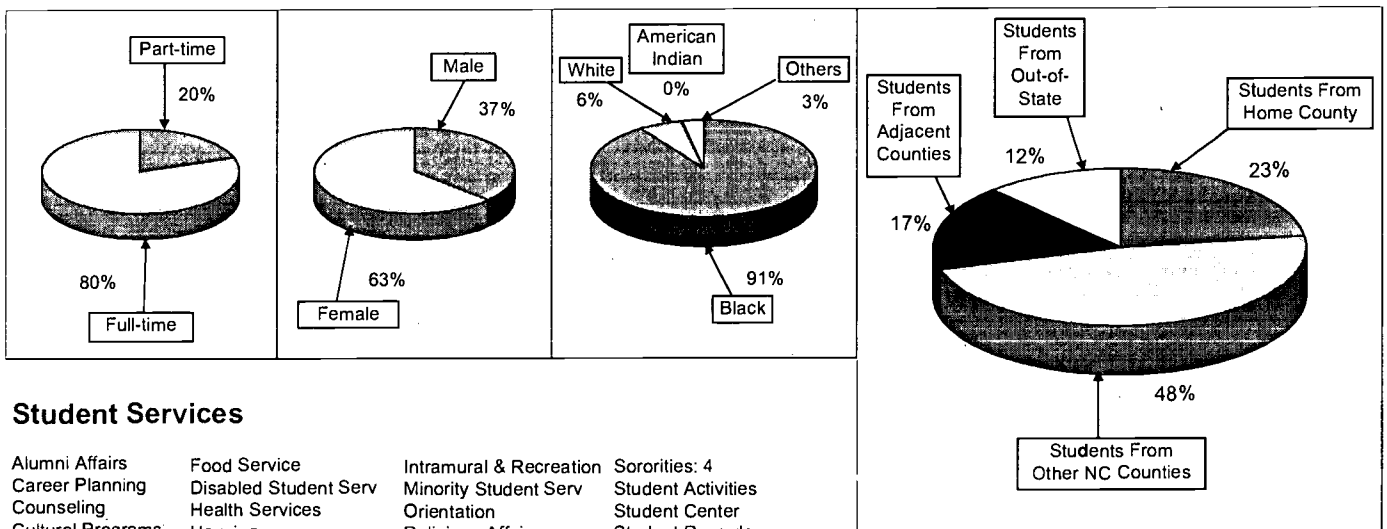
Location

Durham is one of the three cities anchoring the internationally renowned Research Triangle Park. More than 172,000 residents live in the city, with its highly diversified economy. Highlights of Durham economy include medical innovation and high technology.

Academic Calendar (1999-2000)

Class Periods				Vacations/Holidays		
Fall Term	Spring Term	Summer Terms	Commencement	Fall Break	Winter Break	Spring Break
8/17-12/15	1/10-5/10	5/23-6/30, 7/7-8/11	12/17, 5/13	10/11-10/12	12/16-1/5	3/13-3/17

Undergraduate Enrollment (Fall 1999):



Student Services

- | | | | |
|---|--|--|---|
| Alumni Affairs
Career Planning
Counseling
Cultural Programs
Discipline/Judiciary
Fraternities: 4 | Food Service
Disabled Student Serv
Health Services
Housing
Intercollegiate Athletics
International Students | Intramural & Recreation
Minority Student Serv
Orientation
Religious Affairs
Security | Sororities: 4
Student Activities
Student Center
Student Records
Testing
Veterans |
|---|--|--|---|

Est. Annual Student Costs (1999-2000)

Tuition	in-state	\$962
	out-of-state	\$8,232
Required Fees		\$925
Room	(double occupancy)	\$2,250
Board	(full meal plan)	\$1,654
Books		\$800
Other Expenses	in-state	\$2,095
	out-of-state	\$2,095
Total Student Budget		
	in-state	\$8,686
	out-of-state	\$15,956

Student Financial Aid, 1998-99

% of Freshmen Receiving Any Aid	80.0%
% of Freshmen Receiving Any Need-Based Aid	72.0%
% of Full-Time Undergrad. Students Receiving Pell Grants	65.7%

Scholarship Programs: Numerous scholarships and other forms of financial aid available; consult campus catalog and contact Financial Aid Office.

Priority Application Filing Date:	April 1
Earliest Date of Award Notification:	April 15
Latest Date of Award Notification:	Throughout the year

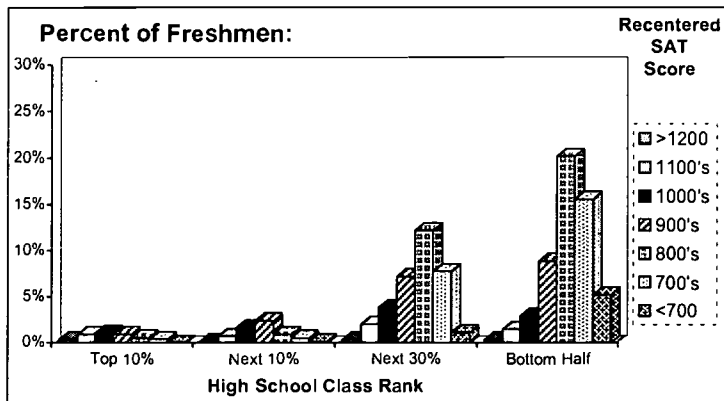
Note: Dates given above are approximate. Actual dates may vary from year to year. Consult campus catalog.

Director of Student Financial Aid: Mrs. Sharon Oliver
 Telephone Number: 919-530-5313

Freshman Class Profile (Fall 1999)*

High School Class Rank	Combined Recentered SAT Score							Total
	1200 or more	1100-1199	1000-1099	900-999	800-899	700-799	<700	
Top 10%	2	5	6	5	3	2	0	23
Next 10%	1	4	9	13	5	3	1	36
Next 30%	2	11	21	39	66	42	6	187
Bottom Half	2	8	16	48	109	84	28	295
Total	7	28	52	105	183	131	35	541

*Includes only freshmen with SAT scores and a reported high school class rank.



Bachelor's Degree Programs Offered (1998-99)

Bachelor's Degrees Conferred: 714

Discipline Area Specific Majors (Number of Bachelor's Degrees Conferred)

Agric. Bus./Sciences
Conservation & Ren. Environmental Science/Studies(5)
Arch. & Env. Des.
Area, Ethnic Studies
Biological Sciences Biology, General(53)
Business & Mgmt. Business Admin & Mgmt, Gen(89), Accounting(24), Hospitality/Admin Mgmt(0)
Communications
Computer & Info Sci Computer Science(9)
Education Elementary(45), Jr. High(14), Pre-Elementary(41), Art(2), English(4), Health(0), Music(5), Physical Ed Teaching & Coaching(4), Biology(1), Drama & Dance(1), History(2)
Engineering
Visual & Perf Arts Drama/Theater Arts, Gen(1), Art, Gen(9), Music, Gen(4)
Foreign Lang & Lit French Language & Literature(2), Spanish Language & Literature(1)
Health Professions Nursing(72), Public Health Ed & Promotion(17)
Home Economics Home Economics, General(4), Foods & Nutrition Studies, Gen(6)
Interdis. Studies Biological & Physical Sciences(0)
English Lang./Philos. English Language & Literature, General(29)
Liberal Arts & Sci
Mathematics Mathematics(6)
Physical Sciences Chemistry, General(10), Physics, General(6)
Psychology Psychology, General(41)
Parks, Rec. & Leisure Parks, Rec. & Leisure Facilities Mgmt(21), Health & Phys Ed(9), Athletic Training(1)
Protective/Pub. Admin Criminal Justice Studies(67), Social Work(5)
Social Sciences Geography(6), History, Gen(26), Political Science, Gen(52), Sociology(20)

NORTH CAROLINA CENTRAL UNIVERSITY

Admission Information

Director of Admissions: Ms. Jocelyn Foy
Telephone Number: 919-560-6298

Courses required beyond minimum requirement:

None

Application Fee: \$30

Earliest date for application to be considered for fall term: September 1

Latest date for application to be considered for fall term: July 1

Earliest date letters of decision for fall admission are expected to be sent out: October 15

Latest date letters of decision for fall admission are expected to be sent out: August 1

Note: Dates given above are approximate. Actual dates may vary from year to year. Consult campus catalog.

Advanced Placement Accepted
Information on Advanced Placement credit granted appears in Appendix A.

Facilities

Campus Space over 104 acres
Residence Halls 1 men's, 10 coed, 3 women's dorms
Special Features Leroy T. Walker Physical Education & Recreation Complex, Ultra-modern Biomedical/Biotechnology Research Inst., New School of Education Bldg., central library with over 635,000 vols., and an enhanced Sports complex.

Rates of Retention, Graduation, and Persistence for Fall First-Time Full-Time Freshmen

Retention Rate for Fall 1998 Freshmen:
Freshman to Sophomore 77.0%

Graduation Rates for Fall 1993 Freshmen:
After 4 Years 24.7%
After 5 Years 42.0%
After 6 Years* 49.4%

Persistence Rates for Fall 1993 Freshmen (Graduated or Still Enrolled):
After 4 Years 56.2%
After 5 Years 54.1%
After 6 Years 55.3%

*As required by the Student Right to Know and Campus Security Act of 1990.

Full-Time Faculty (Fall 1999)

With Doctorate or First Professional Degree 213
Total 283

UNC-GA ProgAssess/InstProf.AR001.K/7-15-00

NORTH CAROLINA SCHOOL OF THE ARTS

<http://www.ncarts.edu/>

Brief Description

The North Carolina School of the Arts trains exceptionally talented students at the college and high school levels for professional careers in the performing arts. Students are admitted by audition to the Schools of Dance, Design & Production, Drama, Filmmaking, and Music. They receive professional instruction from artist-faculty chosen for their excellence and professional standing in their fields. The association of gifted students and artist-teachers creates a diverse and challenging environment for study and performance. The arts and academic curricula culminate in a high school diploma with arts concentration in dance, drama, music, and visual art; the arts diploma at the college level in dance, design & production, drama, and music; baccalaureate degrees in dance, design & production, drama, film, and music; and master's degrees in design & production and music. North Carolina School of the Arts is committed to equality of educational opportunity. To further racial integration, the institution actively seeks to recruit and enroll a greater number of black students.

History

Established by the 1963 General Assembly as a residential public institution for training in the performing arts. Merged into the University of North Carolina in 1972.

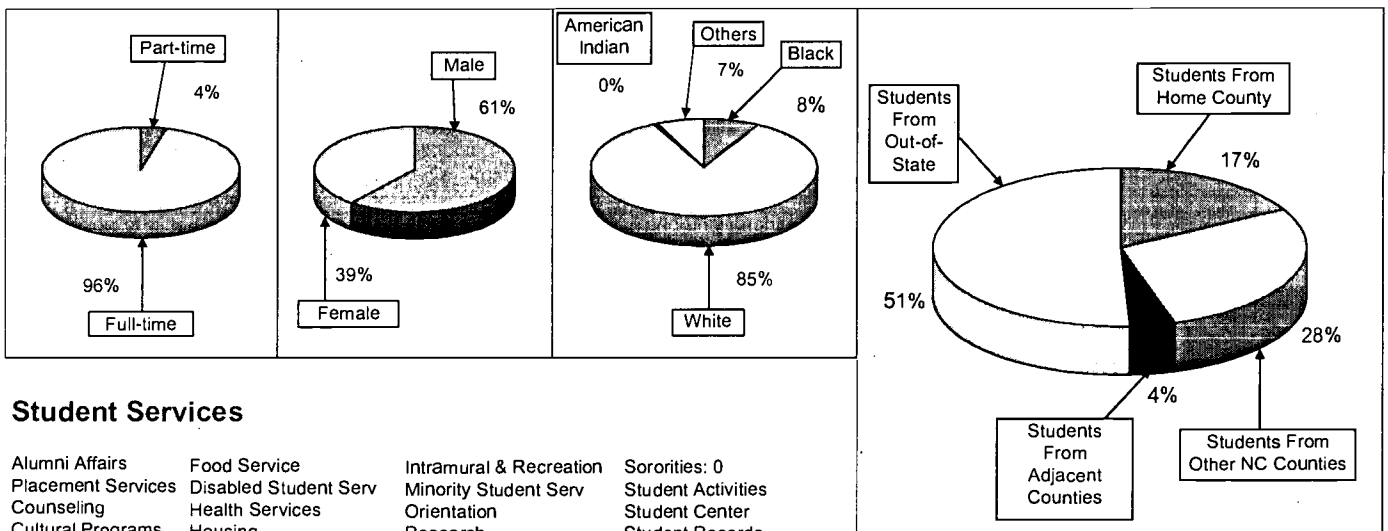
Location

Winston-Salem, (population: 161,000) an industrial city nationally recognized for its support of the arts.

Academic Calendar (1999-2000)

Class Periods				Vacations/Holidays		
Fall Term	Winter & Spring Terms	Summer Terms	Commencement	Fall Break	Winter Break	Spring Break
9/16-11/24	1/5-3/10, 3/21-5/25	6/19-7/21	12/12, 5/27	11/25-11/28	12/13-1/3	3/11-3/19

Undergraduate Enrollment (Fall 1999):



Student Services

Alumni Affairs	Food Service	Intramural & Recreation	Sororities: 0
Placement Services	Disabled Student Serv	Minority Student Serv	Student Activities
Counseling	Health Services	Orientation	Student Center
Cultural Programs	Housing	Research	Student Records
Discipline/Judiciary	International Students	Security	Testing
Fraternities: 0			Veterans

Est. Annual Student Costs (1999-2000)

Tuition	in-state	\$1,497
	out-of-state	\$10,125
Required Fees		\$930
Room	(double occupancy)	\$2,315
Board	(full meal plan)	\$2,147
Books		\$800
Other Expenses	in-state	\$1,751
	out-of-state	\$2,363
Total Student Budget	in-state	\$9,440
	out-of-state	\$18,680

Student Financial Aid, 1998-99

% of Freshmen Receiving Any Aid	80.4%
% of Freshmen Receiving Any Need-Based Aid	60.1%
% of Full-Time Undergrad. Students Receiving Pell Grants	24.3%

Scholarship Programs: Numerous scholarships and other forms of financial aid available; consult campus catalog and contact Financial Aid Office.

Priority Application Filing Date:	March 1
Earliest Date of Award Notification:	April 15
Latest Date of Award Notification:	Throughout the year

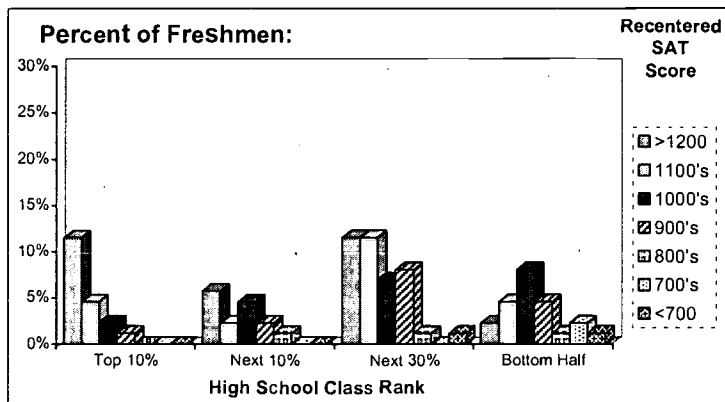
Note: Dates given above are approximate. Actual dates may vary from year to year and with each art school. Consult campus catalog

Director of Student Financial Aid: Mrs. Jane C. Kamiab
Telephone Number: 336-770-3297

Freshman Class Profile (Fall 1999)*

Number of Freshmen:								
Combined Recentered SAT Score								
High School Class Rank	1200 or more	1100-1199	1000-1099	900-999	800-899	700-799	<700	Total
Top 10%	10	4	2	1	0	0	0	17
Next 10%	5	2	4	2	1	0	0	14
Next 30%	10	10	6	7	1	0	1	35
Bottom Half	2	4	7	4	1	2	1	21
Total	27	20	19	14	3	2	2	87

*Includes only freshmen with SAT scores and a reported high school class rank.



Bachelor's Degree Programs Offered (1998-99)

Bachelor's Degrees Conferred: 111

Discipline Area Specific Majors (Number of Bachelor's Degrees Conferred)

Agric. Bus./Sciences

Arch. & Env. Des.
Area, Ethnic Studies
Biological Sciences
Business & Mgmt.

Communications
Computer & Info Sci
Education

Engineering

Visual & Perf Arts Dance(14), Drama/Theater Arts, Gen(20), Technical Theater/Theater Design(17),
Film-Video Making/Cinematography & Prod.(37), Music, Gen Performance(23)

Foreign Lang & Lit

Health Professions

Home Economics

Interdis. Studies
English Lang./Philos.
Liberal Arts & Sci
Mathematics

Physical Sciences

Psychology
Parks, Rec. & Leisure
Protective/Pub. Admin
Social Sciences

NORTH CAROLINA SCHOOL OF THE ARTS

Admission Information

Director of Admissions: Ms. Sheeler Lawson
Telephone Number: 336-770-3290

Courses required beyond minimum requirement:

None

Application Fee: \$45

Earliest date for application to be considered for fall term: September

Latest date for application to be considered for fall term: August 15

Earliest date letters of decision for fall admission are expected to be sent out: October

Latest date letters of decision for fall admission are expected to be sent out: August

Note: Dates given above are approximate. Actual dates may vary from year to year. Consult campus catalog.

Advanced Placement Accepted

Information on Advanced Placement credit granted appears in Appendix A.

Facilities

Campus Space 57 acres

Residence Halls 8 residence halls (2 for high school students); 6 apartment buildings

Special Features Stevens Center, Crawford Hall, Agnes de Mille Theatre, Performance Place

Rates of Retention, Graduation, and Persistence for Fall First-Time Full-Time Freshmen

Retention Rate for Fall 1998 Freshmen:
Freshman to Sophomore 75.0%

Graduation Rates for Fall 1993 Freshmen:
After 4 Years 36.1%
After 5 Years 38.2%
After 6 Years* 39.6%

Persistence Rates for Fall 1993 Freshmen (Graduated or Still Enrolled):
After 4 Years 41.0%
After 5 Years 40.3%
After 6 Years 39.6%

*As required by the Student Right to Know and Campus Security Act of 1990.

Full-Time Faculty (Fall 1999)

With Doctorate or First Professional Degree 16
Total 120

UNC-GA ProgAssess/InstProf.AR001.K7-15-00

NORTH CAROLINA STATE UNIVERSITY

http://www.ncsu.edu/

Brief Description

North Carolina State University, in its second century of service, is a national center for research, teaching and extension in the sciences and technologies, in the humanities and social sciences, and in a wide range of professional programs. This major research land-grant university offers degrees at the baccalaureate, master's, intermediate, first professional and doctoral levels in 125 fields of study. Academic programs are organized into 2 schools (Design and Graduate) and 10 colleges (Agriculture and Life Sciences, Education and Psychology, Engineering, First Year, Forest Resources, Humanities and Social Sciences, Management, Physical and Mathematical Sciences, Textiles, and Veterinary Medicine). North Carolina State University is committed to equality of opportunity. To further diversity, the University actively seeks to enroll and recruit students, faculty, and staff of color.

History

Founded in 1887 as a land-grant college. Originally designated North Carolina College of Agriculture and Mechanic Arts. Name changed to North Carolina State College of Agriculture and Engineering in 1917. Merged with the University of North Carolina in 1931. Renamed North Carolina State University at Raleigh in 1965.

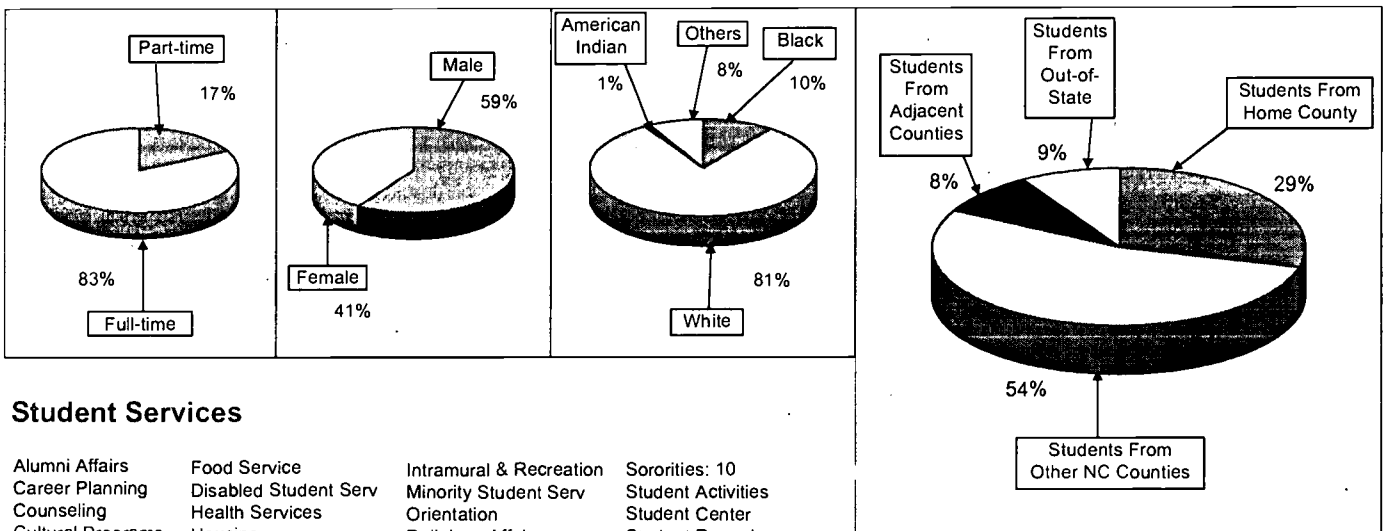
Location

West of downtown Raleigh, the capital of North Carolina. With a population of 250,000, the city of Raleigh is the largest in a 900,000-plus metropolitan area which includes the Research Triangle Park.

Academic Calendar (1999-2000)

Class Periods				Vacations/Holidays		
Fall Term	Spring Term	Summer Terms	Commencement	Fall Break	Winter Break	Spring Break
8/16-12/14	1/10-5/16	5/24-6/30, 7/5-8/11	12/15, 5/20	10/11-10/12	12/15-1/9	3/13-3/17

Undergraduate Enrollment (Fall 1999):



Student Services

- | | | | |
|--|--|--|--|
| <ul style="list-style-type: none"> Alumni Affairs Career Planning Counseling Cultural Programs Discipline/Judiciary Fraternities: 25 | <ul style="list-style-type: none"> Food Service Disabled Student Serv Health Services Housing Intercollegiate Athletics International Students | <ul style="list-style-type: none"> Intramural & Recreation Minority Student Serv Orientation Religious Affairs Research Security | <ul style="list-style-type: none"> Sororities: 10 Student Activities Student Center Student Records Testing Veterans |
|--|--|--|--|

Est. Annual Student Costs (1999-2000)

Tuition	in-state	\$1,528
	out-of-state	\$10,694
Required Fees		\$886
Room	(double occupancy)	\$2,270
Board	(full meal plan)	\$2,278
Books		\$700
Other Expenses	in-state	\$1,400
	out-of-state	\$1,700
Total Student Budget		
	in-state	\$9,062
	out-of-state	\$18,528

Student Financial Aid, 1998-99

% of Freshmen Receiving Any Aid	46.9%
% of Freshmen Receiving Any Need-Based Aid	33.3%
% of Full-Time Undergrad. Students Receiving Pell Grants	18.4%

Scholarship Programs: Numerous scholarships and other forms of financial aid available; consult campus catalog and contact Financial Aid Office.

Priority Application Filing Date:	March 1
Earliest Date of Award Notification:	March 1
Latest Date of Award Notification:	Throughout the year

Note: Dates given above are approximate. Actual dates may vary from year to year. Consult campus catalog.

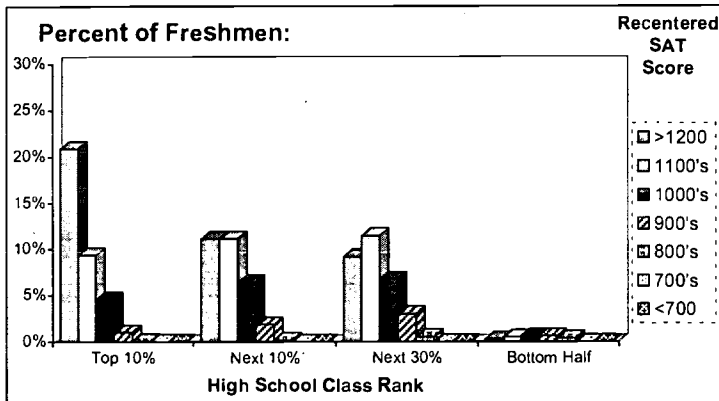
Director of Student Financial Aid: Ms. Julia Rice Mallette
 Telephone Number: 919-515-2421

Freshman Class Profile (Fall 1999)*

NORTH CAROLINA STATE UNIVERSITY

Number of Freshmen:								
Combined Recentered SAT Score								
High School Class Rank	1200 or more	1100-1199	1000-1099	900-999	800-899	700-799	<700	Total
Top 10%	611	274	134	29	2	0	0	1,050
Next 10%	325	326	188	54	5	0	0	898
Next 30%	269	336	198	88	16	0	0	907
Bottom Half	8	15	18	18	11	0	0	70
Total	1,213	951	538	189	34	0	0	2,925

*Includes only freshmen with SAT scores and a reported high school class rank.



Bachelor's Degree Programs Offered (1998-99)

Bachelor's Degrees Conferred: 3,688

Discipline Area Specific Majors (Number of Bachelor's Degrees Conferred)

Agric. Bus./Sciences Agric Business(64), Agric Extension(23), Animal Sciences(84), Poultry Science(17), Food Sci & Technology(22), Agronomy & Crop Sci(30), Horticulture Sci(54)

Conservation & Ren. Nat Res Conserv(33), Envir Sci(26), Nat Res Mgmt(58), Forest Mgmt(25), Wood Sci(57)
Arch. & Env. Des. Architecture(41), Landscape Architecture(7)

Area, Ethnic Studies

Biological Sciences Biology, Gen(78), Biochemistry(62), Botany, Gen(6), Microbiology(30), Zoology, Gen(70)
Business & Mgmt. Business Administration & Management, Gen(457), Accounting(122)

Communications Communications, General(205)

Computer & Info Sci

Computer Science Computer Science(98)
Education Education, Gen(11), Jr. High(12), English(13), Tech/Indust Arts(26), Marketing(2), Math(15), Science(22), Social Studies(10), French(3), Health Occup(1), Spanish(6)

Engineering Gen(0), Aerospace(15), Agricultural(29), Chemical(120), Civil(84), Construction(35), Computer(77), Electrical, Electronic&Comm(103), Environmental(23), Indust/Manuf(72), Materials(20), Mechanical(136), Nuclear(8), Textile Sci(179), Agric & Environmental(5)

Visual & Perf Arts Design & Visual Comm(15), Graphic Design(23), Industrial Design(23), Arts Mgmt(0)

Foreign Lang & Lit French Language & Literature(2), Spanish Language & Literature(13)

Health Professions Medical Technology(1), Pre-Medicine Studies(68)

Home Economics

Interdis. Studies

English Lang./Philos. English Lang&Lit(34), Engl Creative Writing(42), Philosphy(9), Religion/Rel Studies(8)

Liberal Arts & Sci Liberal Arts & Sciences/Liberal Studies(44)

Mathematics Mathematics(24), Applied Math, Gen(21), Mathematical Statistics(15)

Physical Sciences Atmos Sci & Meteorology(31), Chemistry(96), Geology(9), Oceanography(0), Physics(8)

Psychology Psychology, General(118)

Parks, Rec. & Leisure Parks, Recreation, & Leisure Facilities Mgmt(71)

Protective/Pub. Admin Criminal Justice Studies(51), Social Work(40)

Social Sciences Economics, Gen(39), History, Gen(58), Political Science(71), Sociology(58)

Admission Information

Director of Admissions: **Dr. George R. Dixon**
Telephone Number: **919-515-2434**

Courses required beyond minimum requirement:

Two years of foreign language

Application Fee: **\$55**

Earliest date for application to be considered for fall term: **September 1**

Latest date for application to be considered for fall term: **February 1**

Earliest date letters of decision for fall admission are expected to be sent out: **October 1**

Latest date letters of decision for fall admission are expected to be sent out: **April 15**

Note: Dates given above are approximate. Actual dates may vary from year to year. Consult campus catalog.

Advanced Placement Accepted

Information on Advanced Placement credit granted appears in Appendix A.

Facilities

Campus Space 2110 acres

Residence Halls 20 residence halls, 295 apartments

Special Features Full student access to Internet and e-mail from over 2300 public computer stations. All residence halls are wired for computer connections. All students have e-mail accounts.

Rates of Retention, Graduation, and Persistence for Fall First-Time Full-Time Freshmen

Retention Rate for Fall 1998 Freshmen:

Freshman to Sophomore **88.0%**

Graduation Rates for Fall 1993 Freshmen:

After 4 Years **26.6%**

After 5 Years **57.5%**

After 6 Years* **64.2%**

Persistence Rates for Fall 1993 Freshmen

(Graduated or Still Enrolled):

After 4 Years **70.7%**

After 5 Years **69.0%**

After 6 Years **68.9%**

*As required by the Student Right to Know and Campus Security Act of 1990.

Full-Time Faculty (Fall 1999)

With Doctorate or First Professional Degree **1,253**
Total **1,467**

UNC-GA ProgAssess/InstProf.AR001.K7-15-00

UNIVERSITY OF NORTH CAROLINA AT ASHEVILLE

http://www.unca.edu/

Brief Description

The University of North Carolina at Asheville is an undergraduate liberal arts institution primarily offering the baccalaureate degree, but does offer an interdisciplinary Master of Liberal Arts degree. The University has earned national recognition for its model Humanities Program -- a four-course sequence that has been required of all UNCA students for more than a quarter of a century -- and its leadership role in the field of undergraduate research in all disciplines. The University of North Carolina at Asheville is committed to equality of educational opportunity. The University is open to people of all races and actively seeks to promote racial integration by recruiting and enrolling a diverse student body.

History

Founded in 1927 as Buncombe County Junior College; became Asheville-Biltmore College in 1936. In 1963, the college became part of the statewide system of higher education. The institution became the University of North Carolina at Asheville in 1969 and was designated a public liberal arts institution within the University of North Carolina in 1992.

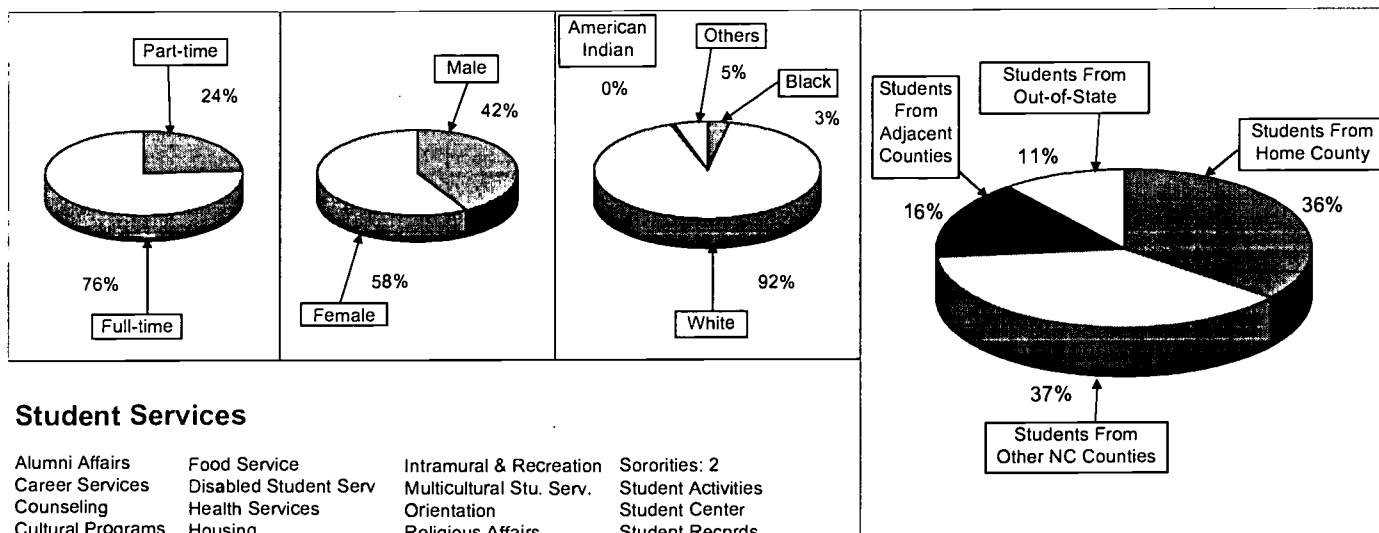
Location

With a city-county population of 180,000, Asheville is the urban center of commerce, culture and tourism in Western North Carolina. Set in the heart of the Blue Ridge and Great Smoky Mountains and surrounded by the largest concentration of national forests on the East Coast, Asheville has been named one of America's "most livable cities" in Rand McNally's "Places Rated Almanac." The UNCA campus occupies 265 wooded acres about one mile from downtown Asheville.

Academic Calendar (1999-2000)

Class Periods				Vacations/Holidays		
Fall Term	Spring Term	Summer Terms	Commencement	Fall Break	Winter Break	Spring Break
8/18-12/15	1/12-5/12	5/30-7/18, 6/12-7/17	5/13	10/11-10/12	12/16-1/10	3/6-3/10

Undergraduate Enrollment (Fall 1999):



Student Services

Alumni Affairs	Food Service	Intramural & Recreation	Sororities: 2
Career Services	Disabled Student Serv	Multicultural Stu. Serv.	Student Activities
Counseling	Health Services	Orientation	Student Center
Cultural Programs	Housing	Religious Affairs	Student Records
Discipline/Judiciary	Intercollegiate Athletics	Research Opportunities	Testing
Fraternities: 4	International Students	Security	Veterans

Est. Annual Student Costs (1999-2000)

Tuition	in-state	\$806
	out-of-state	\$7,424
Required Fees		\$1,083
Room	(double occupancy)	\$1,930
Board	(full meal plan)	\$2,140
Books		\$700
Other Expenses	in-state	\$1,903
	out-of-state	\$2,400
Total Student Budget	in-state	\$8,562
	out-of-state	\$15,677

Student Financial Aid, 1998-99

% of Freshmen Receiving Any Aid	66.9%
% of Freshmen Receiving Any Need-Based Aid	40.8%
% of Full-Time Undergrad. Students Receiving Pell Grants	27.7%

Scholarship Programs: Numerous scholarships and other forms of financial aid available; consult campus catalog and contact Financial Aid Office.

Priority Need-based Application Filing Date:	March 1
Earliest Date of Award Notification:	April 15
Latest Date of Award Notification:	Throughout the year

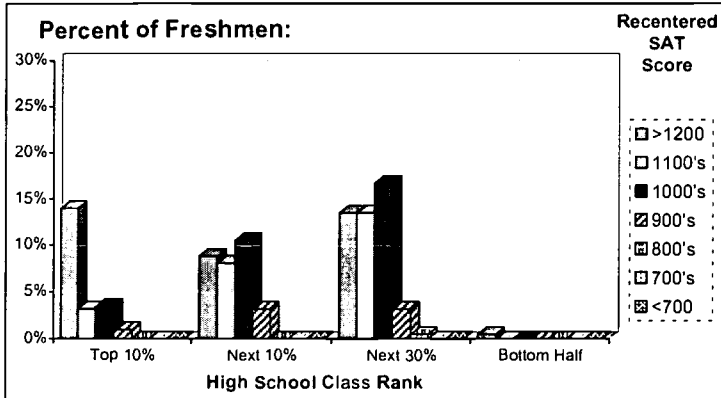
Note: Dates given above are approximate. Actual dates may vary from year to year. Consult campus catalog.

Director of Student Financial Aid:	Ms. Virginia C. McElrath
Telephone Number:	828-251-6535

Freshman Class Profile (Fall 1999)*

High School Class Rank	Combined Recentered SAT Score							Total
	1200 or more	1100-1199	1000-1099	900-999	800-899	700-799	<700	
Top 10%	57	13	14	4	0	0	0	88
Next 10%	36	33	43	13	0	0	0	125
Next 30%	55	55	68	13	2	0	0	193
Bottom Half	2	0	0	0	0	0	0	2
Total	150	101	125	30	2	0	0	408

*Includes only freshmen with SAT scores and a reported high school class rank.



Bachelor's Degree Programs Offered (1998-99)

Bachelor's Degrees Conferred: 471

Discipline Area Specific Majors (Number of Bachelor's Degrees Conferred)

Agric. Bus./Sciences
Conservation & Ren. Environmental Science/Studies(41)
Arch. & Env. Des.
Area, Ethnic Studies
Biological Sciences Biology, General(36)
Business & Mgmt. Bus Admin & Mgmt, Gen(76), Op Mgmt & Supervision(5), Accounting(20)
Communications Journalism & Mass Communications(31)
Computer & Info Sci Computer Science(19)
Education (Teacher certification available)
Engineering (2+2 program with NCSU, joint Mechatronics program with NCSU)
Visual & Perf Arts Drama/Theater Arts, Gen(8), Art, Gen(6), Fine/Studio Arts(6), Music, Gen(2), Music Technology(7)
Foreign Lang & Lit German Lang & Lit(3), French Lang & Lit(1), Spanish Lang & Lit(3), Classics & Classical Lang & Lit(1)
Health Professions
Home Economics
Interdis. Studies
English Lang./Philos. English Lang & Lit, Gen(30), Philosophy(6)
Liberal Arts & Sci Liberal Arts & Sciences/Liberal Studies(0)
Mathematics Mathematics(7)
Physical Sciences Atmospheric Sciences & Meteorology(13), Chemistry, Gen(3), Physics, Gen(1)
Psychology Psychology, General(60)
Parks, Rec. & Leisure
Protective/Pub. Admin
Social Sciences Economics, Gen(12), History, Gen(20), Political Science, Gen(14), Sociology(40)

UNIVERSITY OF NORTH CAROLINA AT ASHEVILLE

Admission Information

Director of Admissions: **Mr. John W. White**
Telephone: **828-251-6481, 800-531-9842**

Courses required beyond minimum requirement:

Strong college preparatory curriculum

Application Fee: **\$45**

Earliest date for application to be considered for fall term: **September 1**

Latest date for application to be considered for fall term: **March 15**

Earliest date letters of decision for fall admission are expected to be sent out: **December 3**

Latest date letters of decision for fall admission are expected to be sent out: **April 14**

Note: Dates given above are approximate. Actual dates may vary from year to year. Consult campus catalog.

Advanced Placement Accepted

Information on Advanced Placement credit granted appears in Appendix A.

Facilities

Campus Space 265 acres

Residence Halls 12

Special Features Liberal Arts-Based Educ. Licensure, extensive computing facilities with work stations, computer-based electronic music/digital synthesis lab, multimedia computer-based lab.

Rates of Retention, Graduation, and Persistence for Fall First-Time Full-Time Freshmen

Retention Rate for Fall 1998 Freshmen:

Freshman to Sophomore **77.8%**

Graduation Rates for Fall 1993 Freshmen:

After 4 Years **32.5%**

After 5 Years **51.3%**

After 6 Years* **55.1%**

Persistence Rates for Fall 1993 Freshmen (Graduated or Still Enrolled):

After 4 Years **59.9%**

After 5 Years **58.6%**

After 6 Years **56.9%**

*As required by the Student Right to Know and Campus Security Act of 1990.

Full-Time Faculty (Fall 1999)

With Doctorate or First Professional Degree **120**
Total **148**

UNC-GA ProgAssess/InstProf.AR001.K/7-15-00

UNIVERSITY OF NORTH CAROLINA AT CHAPEL HILL

<http://www.unc.edu/>

Brief Description

A major research university offering programs at the baccalaureate, master's, intermediate, first professional, and doctoral levels. It is the state's principal center of graduate education and research at the doctoral levels (except for certain areas assigned to North Carolina State University and the University of North Carolina at Greensboro). Its instructional programs are offered through two divisions. The division of academic affairs consists of eight colleges and schools. The division of health affairs includes five schools. There are 34 centers, institutes, and multidisciplinary programs. The University of North Carolina at Chapel Hill is committed to equality of opportunity. To further diversity, the University actively seeks to recruit and enroll a greater number of students of color.

History

Chartered in 1789. First state university in North America to admit students (1795). Merged with North Carolina College for Women at Greensboro and North Carolina State College of Agriculture and Engineering at Raleigh to form a multicampus institution designated the University of North Carolina in 1931.

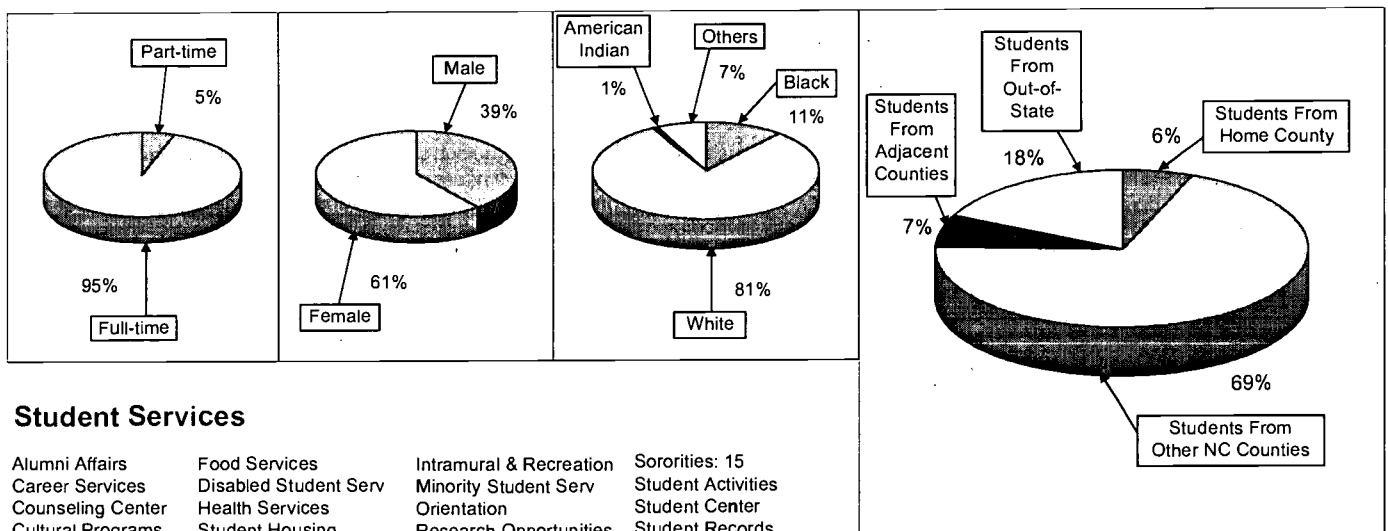
Location

Chapel Hill, (population: 38,719) a beautiful college town in the center of North Carolina near the Research Triangle Park. A three-hour drive to either the North Carolina coast or the mountains in the western part of the state.

Academic Calendar (1999-2000)

Class Periods				Vacations/Holidays		
Fall Term	Spring Term	Summer Terms	Commencement	Fall Break	Winter Break	Spring Break
8/18-12/16	1/12-5/13	5/23-6/27, 6/29-8/4	12/18, 5/21	10/14-10/15	12/17-1/4	3/13-3/17

Undergraduate Enrollment (Fall 1999):



Student Services

- | | | | |
|----------------------|---------------------------|-------------------------|--------------------|
| Alumni Affairs | Food Services | Intramural & Recreation | Sororities: 15 |
| Career Services | Disabled Student Serv | Minority Student Serv | Student Activities |
| Counseling Center | Health Services | Orientation | Student Center |
| Cultural Programs | Student Housing | Research Opportunities | Student Records |
| Discipline/Judiciary | Intercollegiate Athletics | Security | Testing |
| Fraternities: 28 | International Students | | Veterans |

Est. Annual Student Costs (1999-2000)

Tuition	in-state	\$1,528
	out-of-state	\$10,694
Required Fees		\$786
Room	(double occupancy)	\$2,460
Board	(full meal plan)	\$2,820
Books		\$700
Other Expenses	in-state	\$1,650
	out-of-state	\$2,150
Total Student Budget		
	in-state	\$9,944
	out-of-state	\$19,610

Student Financial Aid, 1998-99

% of Freshmen Receiving Any Aid	55.0%
% of Freshmen Receiving Any Need-Based Aid	33.0%
% of Full-Time Undergrad. Students Receiving Pell Grants	13.6%

Scholarship Programs: Numerous scholarships and other forms of financial aid available; consult campus catalog and contact Financial Aid Office.

Priority Application Filing Date:	March 1
Earliest Date of Award Notification:	April 1
Latest Date of Award Notification:	Throughout the year

Note: Dates given above are approximate. Actual dates may vary from year to year. Consult campus catalog.

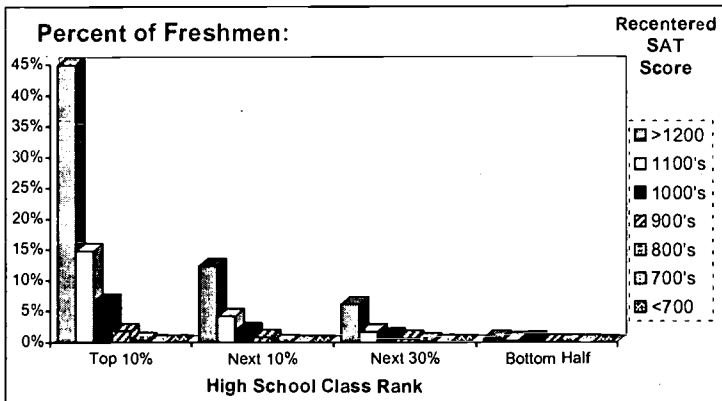
Director of Student Financial Aid: Ms. Shirley Ort
Telephone Number: 919-962-8396

Freshman Class Profile (Fall 1999)*

UNIVERSITY OF NORTH CAROLINA AT CHAPEL HILL

Number of Freshmen:								
Combined Recentered SAT Score								
High School Class Rank	1200 or more	1100-1199	1000-1099	900-999	800-899	700-799	<700	Total
Top 10%	1,513	499	222	61	11	0	0	2,306
Next 10%	420	146	68	32	5	0	0	671
Next 30%	207	58	37	22	9	0	0	333
Bottom Half	22	12	17	4	5	1	0	61
Total	2,162	715	344	119	30	1	0	3,371

*Includes only freshmen with SAT scores and a reported high school class rank.



Bachelor's Degree Programs Offered (1998-99)

Bachelor's Degrees Conferred: 3,407

Discipline Area Specific Majors (Number of Bachelor's Degrees Conferred)

- Agric. Bus./Sciences**
 - Conservation & Ren. Environmental Science/Studies(0)
 - Arch. & Env. Des.
 - Area, Ethnic Studies American(12),Asian(6),Latin Am(7),Russian(1),Afro-Am(13),Women(8),International(74)
 - Biological Sciences Biology, General(357)
 - Business & Mgmt. Business Administration & Mgmt, Gen(246), Human Resources Mgmt(89)
 - Communications Communications, Gen(273), Mass Communications(246), Radio & TV Broadcasting(2)
 - Computer & Info Sci
 - Education Elementary Teacher(29), Jr High/Intermed/Middle School Teacher(17), Pre-Elementary/Early Childhood(10), Music(1), Science(1)
 - Engineering
 - Visual & Perf Arts Drama/Theater Arts(14), Fine/Studio Arts(26), Art History, Crit & Conservation(15), Music, Gen(6), Music, Gen Performance(14)
 - Foreign Lang & Lit Linguistics(5),East European Lang & Lit(3),German Lang & Lit(5),French Lang & Lit(1), Romance Lang & Lit(36), Classics & Classical Lang & Lit(4)
 - Health Professions Dental Hygienist(25),Health Systems/Serv(35),Med Radiologic Tech(9),Med Tech(15), Nursing(142),Pharmacy(4),Med Pharm(1),Public Health(15),Health & Med Biostats(11)
 - Home Economics Foods & Nutrition Studies, Gen(17)
 - Interdis. Studies Peace and Conflict Studies(7)
 - English Lang./Philos. Eng Lang&Lit(193), Comparative Lit(4), Philosophy(22), Religion/Rel Studies(10)
 - Liberal Arts & Sci Liberal Arts & Sciences/Liberal Studies(11)
 - Mathematics Mathematics(38), Applied Mathematics, Gen(53)
 - Physical Sciences Chemistry, Gen(96), Geology(9), Physics, Gen(5), Applied Science(8)
 - Psychology Psychology, General(350)
 - Parks, Rec. & Leisure Parks,Recreation, & Leisure Facilities Mgmt(20), Health & Phys Ed, Gen(114)
 - Protective/Pub. Admin Public Policy Analysis(37)
 - Social Sciences Anthropology(38), Economics(162), Geography(25), History, Gen(160), Political Science, Gen(191), Sociology(57)

Admission Information

Director of Admissions: **Mr. Jerome A. Lucido**
 Telephone Number: **919-966-3623**

Courses required beyond minimum requirement:
Two years of foreign language

Application Fee: **\$55**

Earliest date for application to be considered for fall term: **August 15**

Latest date for application to be considered for fall term: **January 15**

Earliest date letters of decision for fall admission are expected to be sent out: **December 1**

Latest date letters of decision for fall admission are expected to be sent out: **April 15**

Note: Dates given above are approximate. Actual dates may vary from year to year. Consult campus catalog.

Advanced Placement Accepted
 Information on Advanced Placement credit granted appears in Appendix A.

Facilities

- Campus Space 720 acres
- Residence Halls 29 (10 coed, 12 women's, 7 men's)
- Special Features Ackland Art Museum, Morehead Planetarium and Observatory, Kenan Center for Private Enterrpise, Smith Student Activities Center

Rates of Retention, Graduation, and Persistence for Fall First-Time Full-Time Freshmen

Retention Rate for Fall 1998 Freshmen:
 Freshman to Sophomore **93.9%**

Graduation Rates for Fall 1993 Freshmen:
 After 4 Years **63.0%**
 After 5 Years **77.7%**
 After 6 Years* **79.9%**

Persistence Rates for Fall 1993 Freshmen (Graduated or Still Enrolled):
 After 4 Years **79.8%**
 After 5 Years **80.2%**
 After 6 Years **80.7%**

*As required by the Student Right to Know and Campus Security Act of 1990.

Full-Time Faculty (Fall 1999)

With Doctorate or First Professional Degree **1,970**
 Total **2,274**

UNC-GA ProgAssess/InstProf.AR001.K/7-15-00

UNIVERSITY OF NORTH CAROLINA AT CHARLOTTE

<http://www.uncc.edu/>

Brief Description

UNC Charlotte comprises seven colleges (architecture; arts & sciences; business administration; engineering; education; information technology; and nursing and health professions). The University's graduate school conducts a broad array of programs leading to master's degrees and increasing opportunities for doctoral education. A comprehensive university offering programs at the baccalaureate, master's, and doctoral levels, UNC Charlotte has been recognized by Barron's 300 and U.S. News & World Report as an excellent comprehensive university. UNC Charlotte is committed to equality of opportunity. To further racial integration, the University actively seeks to recruit and enroll a greater number of black students.

History

Established as Charlotte Center of the University of North Carolina in 1946. Became Charlotte College, a two-year community college, in 1949 and a four-year, state-supported college in 1963. Merged into the University of North Carolina in 1965.

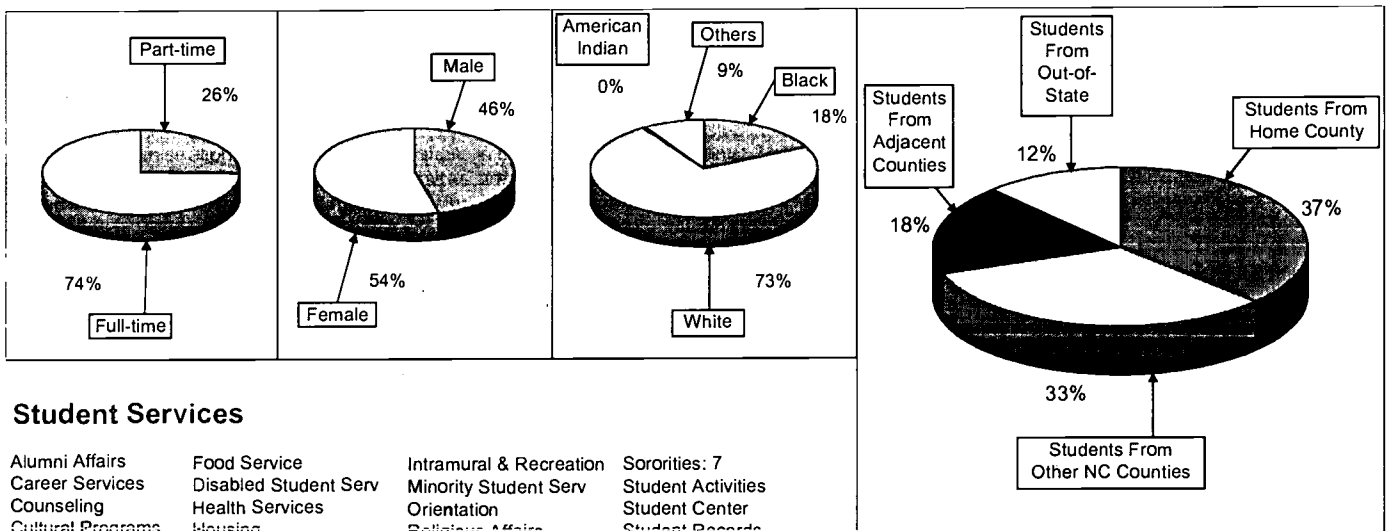
Location

Eight miles from uptown Charlotte, the largest city in the Carolinas with a metropolitan population of more than 1.1 million.

Academic Calendar (1999-2000)

Class Periods				Vacations/Holidays		
Fall Term	Spring Term	Summer Terms	Commencement	Fall Break	Winter Break	Spring Break
8/23-12/17	1/12-5/10	5/25-6/30, 7/5-8/10	12/18, 5/13	10/11	12/18-1/8	3/6-3/10

Undergraduate Enrollment (Fall 1999):



Student Services

Alumni Affairs	Food Service	Intramural & Recreation	Sororities: 7
Career Services	Disabled Student Serv	Minority Student Serv	Student Activities
Counseling	Health Services	Orientation	Student Center
Cultural Programs	Housing	Religious Affairs	Student Records
Discipline/Judiciary	Intercollegiate Athletics	Research	Testing
Fraternities: 13	International Students	Security	Veterans

Est. Annual Student Costs (1999-2000)

Tuition	in-state	\$962
	out-of-state	\$8,232
Required Fees		\$954
Room	(double occupancy)	\$1,996
Board	(full meal plan)	\$2,170
Books		\$800
Other Expenses	in-state	\$2,970
	out-of-state	\$2,970
Total Student Budget		
	in-state	\$9,852
	out-of-state	\$17,122

Student Financial Aid, 1998-99

% of Freshmen Receiving Any Aid	54.0%
% of Freshmen Receiving Any Need-Based Aid	42.0%
% of Full-Time Undergrad. Students Receiving Pell Grants	32.1%

Scholarship Programs: Numerous scholarships and other forms of financial aid available; consult campus catalog and contact Financial Aid Office.

Priority Application Filing Date:	April 1
Earliest Date of Award Notification:	April 1
Latest Date of Award Notification:	May 1 (if priority date is met)

Note: Dates given above are approximate. Actual dates may vary from year to year. Consult campus catalog.

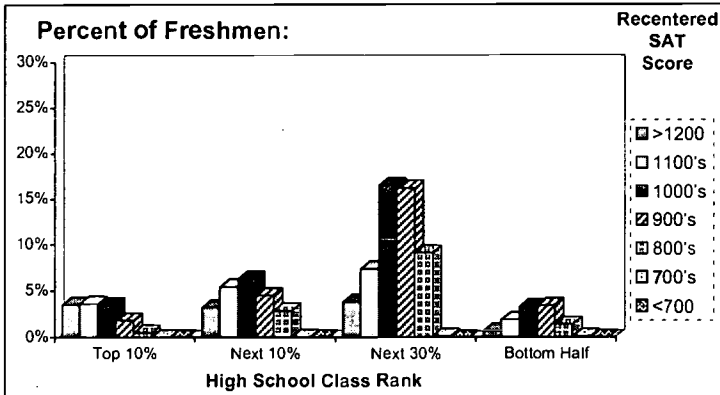
Director of Student Financial Aid:	Mr. Curtis Whalen
Telephone Number:	704-687-2461

Freshman Class Profile (Fall 1999)*

UNIVERSITY OF NORTH CAROLINA AT CHARLOTTE

High School Class Rank	Combined Recentered SAT Score							Total
	1200 or more	1100-1199	1000-1099	900-999	800-899	700-799	<700	
Top 10%	71	73	70	37	10	0	0	261
Next 10%	65	110	128	91	58	1	0	453
Next 30%	78	150	334	328	185	4	0	1,079
Bottom Half	14	39	67	69	28	2	0	219
Total	228	372	599	525	281	7	0	2,012

*Includes only freshmen with SAT scores and a reported high school class rank.



Bachelor's Degree Programs Offered (1998-99)

Bachelor's Degrees Conferred: 2,406

Discipline Area Specific Majors (Number of Bachelor's Degrees Conferred)

Agric. Bus./Sciences

Arch. & Env. Des. Architecture(81)

Area, Ethnic Studies Afro-American Studies(7), International Studies(0)

Biological Sciences Biology, General(86)

Business & Mgmt. Bus Admin & Mgmt(109), Op Mgmt & Superv(9), Accounting(91), Bus/Mgrl Econ(18), Finance(128), International Bus(39), Mgmt Info Systems(83), Bus Mktg Mgmt(106)

Communications Communications, General(79)

Computer & Info Sci Computer Science(64)

Education Mentally Handicapped(29), Elementary(124), Jr. High(12), Pre-Elementary(3), Art(3), English(7), Math(6), Music(6), Chemistry(1), Dance(2), French(1), History(16), Spanish(1)

Engineering Civil Engin, Gen(48), Computer Engin(9), Electrical, Electronic, & Commun Engin(51), Mechanical Engineering(60)

Engineering-Related Civil(26), Electrical, Electronic, & Comm(35), Indus/Manufacturing(12), Mechanical(39)

Visual & Perf Arts Dance(6), Drama/Theater Arts(6), Art, Gen(23), Fine/Studio Arts(45), Music, Gen Perf(4)

Foreign Lang & Lit German Lang & Literature(7), French Lang & Lit(2), Spanish Lang & Lit(19)

Health Professions Medical Technology(6), Mental Health(4), Nursing(123)

Home Economics Individual & Family Development Studies, Gen(20)

Interdis. Studies

English Lang./Philos. English Language & Lit, General(91), Philosophy(5), Religion/Religious Studies(10)

Liberal Arts & Sci

Mathematics Mathematics(19)

Physical Sciences Chemistry, Gen(30), Geology(9), Earth & Planetary Sciences(20), Physics, Gen(4)

Psychology Psychology, General(158)

Parks, Rec. & Leisure Health & Physical Education, General(28)

Protective/Pub. Admin Criminal Justice Studies(112), Fire Services Admin(0), Social Work(45)

Social Sciences Anthropology(14), Economics, Gen(3), Geography(15), History, Gen(61),

Political Science, Gen(71), Sociology(55)

Admission Information

Director of Admissions: **Mr. Craig Fulton**
Telephone Number: **704-687-2213**

Courses required beyond minimum requirement:

Two years of the same foreign language

Application Fee: **\$35**

Earliest date for application to be considered for fall term: **September 1**

Latest date for application to be considered for fall term: **July 1**

Earliest date letters of decision for fall admission are expected to be sent out: **October 1**

Latest date letters of decision for fall admission are expected to be sent out: **August 1**

Note: Dates given above are approximate. Actual dates may vary from year to year. Consult campus catalog.

Advanced Placement Accepted

Information on Advanced Placement credit granted appears in Appendix A.

Facilities

Campus Space 950 acres

Residence Halls Housing to accommodate 4,084 (suites, apartments & high-rise halls)

Special Features Campus located adjacent to high-tech research park, University City (European-style village) and medical park

Rates of Retention, Graduation, and Persistence for Fall First-Time Full-Time Freshmen

Retention Rate for Fall 1998 Freshmen:

Freshman to Sophomore **73.3%**

Graduation Rates for Fall 1993 Freshmen:

After 4 Years **18.5%**

After 5 Years **41.6%**

After 6 Years* **48.7%**

Persistence Rates for Fall 1993 Freshmen

(Graduated or Still Enrolled):

After 4 Years **55.3%**

After 5 Years **54.6%**

After 6 Years **53.3%**

*As required by the Student Right to Know and Campus Security Act of 1990.

Full-Time Faculty (Fall 1999)

With Doctorate or First Professional Degree **495**
Total **632**

UNC-GA ProgAssess/InstProf.AR001.K/7-15-00

UNIVERSITY OF NORTH CAROLINA AT GREENSBORO

<http://www.uncg.edu/>

Brief Description

A doctorate-granting university offering programs at the baccalaureate, master's, intermediate, and doctoral levels. Its instructional programs are organized in a College of Arts and Sciences and six professional schools (business and economics; education; health and human performance; human environmental sciences; music; and nursing). Graduate studies are offered throughout the campus through the Graduate School. The University of North Carolina at Greensboro is committed to equality of opportunity. To further racial integration, the University actively seeks to recruit and enroll a greater number of black students.

History

Chartered in 1891 as State Normal and Industrial School. Became State Normal and Industrial College in 1896 and North Carolina College for Women in 1919. Merged with the University of North Carolina in 1931 as Woman's College of the University of North Carolina. Renamed the University of North Carolina at Greensboro in 1963.

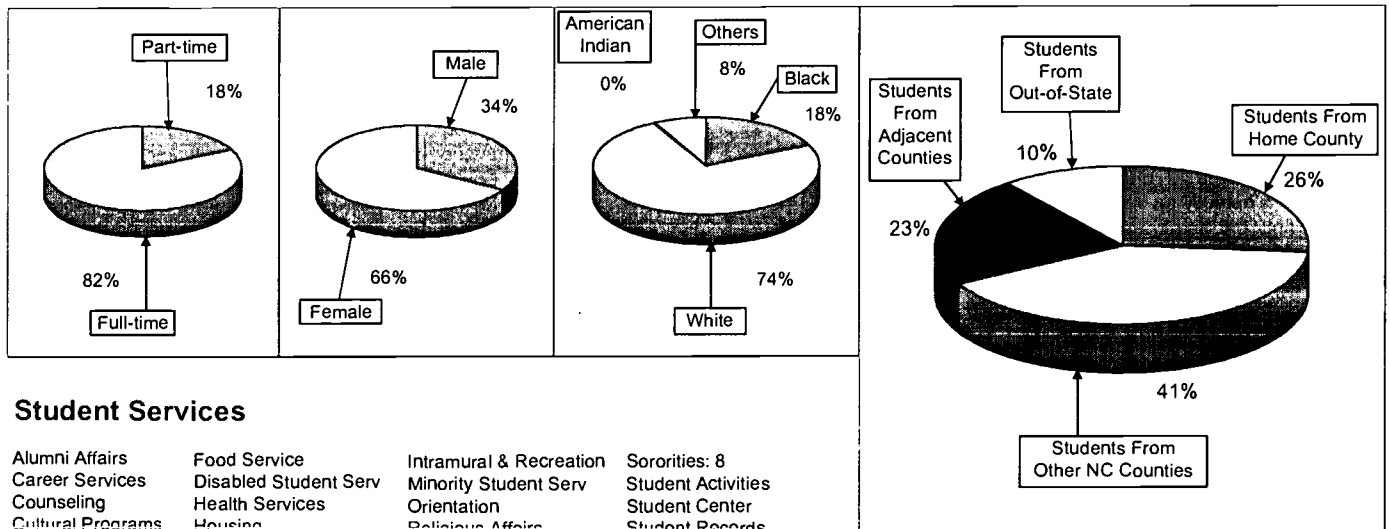
Location

Convenient to the business district of downtown Greensboro (population 208,887), a thriving business, manufacturing, cultural, and educational center in the piedmont region. Greensboro is the home of several major industries.

Academic Calendar (1999-2000)

Class Periods				Vacations/Holidays		
Fall Term	Spring Term	Summer Terms	Commencement	Fall Break	Winter Break	Spring Break
8/16-12/15	1/10-5/10	5/22-6/23, 6/26-8/1	12/17, 5/14	10/9-10/12	12/16-1/4	2/26-3/6

Undergraduate Enrollment (Fall 1999):



Student Services

Alumni Affairs	Food Service	Intramural & Recreation	Sororities: 8
Career Services	Disabled Student Serv	Minority Student Serv	Student Activities
Counseling	Health Services	Orientation	Student Center
Cultural Programs	Housing	Religious Affairs	Student Records
Discipline/Judiciary	Intercollegiate Athletics	Research	Testing
Fraternities: 8	International Students	Security	Veterans

Est. Annual Student Costs (1999-2000)

Tuition	in-state	\$1,086
	out-of-state	\$9,540
Required Fees		\$1,050
Room	(double occupancy)	\$2,164
Board	(full meal plan)	\$1,900
Books		\$688
Other Expenses	in-state	\$1,912
	out-of-state	\$1,912
Total Student Budget	in-state	\$8,800
	out-of-state	\$17,254

Student Financial Aid, 1998-99

% of Freshmen Receiving Any Aid	54.0%
% of Freshmen Receiving Any Need-Based Aid	38.0%
% of Full-Time Undergrad. Students Receiving Pell Grants	29.2%

Scholarship Programs: Numerous scholarships and other forms of financial aid available; consult campus catalog and contact Financial Aid Office.

Priority Application Filing Date:	March 1
Earliest Date of Award Notification:	March 1
Latest Date of Award Notification:	Throughout the year

Note: Dates given above are approximate. Actual dates may vary from year to year. Consult campus catalog.

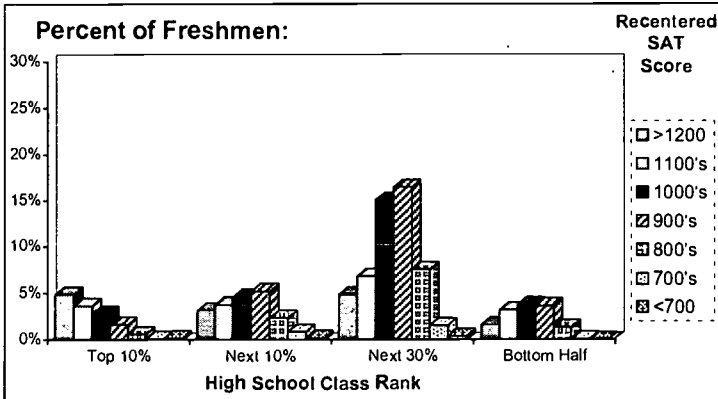
Director of Student Financial Aid:	Ms. Deborah Tollefson
Telephone Number:	336-334-5702

Freshman Class Profile (Fall 1999)*

UNIVERSITY OF NORTH CAROLINA AT GREENSBORO

High School Class Rank	Combined Recentered SAT Score							Total
	1200 or more	1100-1199	1000-1099	900-999	800-899	700-799	<700	
Top 10%	85	64	49	29	10	1	2	240
Next 10%	55	66	81	91	41	15	3	352
Next 30%	85	120	265	289	133	27	7	926
Bottom Half	28	56	66	64	23	1	0	238
Total	253	306	461	473	207	44	12	1,756

*Includes only freshmen with SAT scores and a reported high school class rank.



Bachelor's Degree Programs Offered (1998-99)

Bachelor's Degrees Conferred: 1,701

Discipline Area Specific Majors (Number of Bachelor's Degrees Conferred)

Agric. Bus./Sciences	
Arch. & Env. Des.	
Area, Ethnic Studies Women's Studies(2)	
Biological Sciences Biology, General(54), Biochemistry(0)	
Business & Mgmt. Bus Admin & Mgmt.Gen(165), Accounting(71), Bus/Managerial Econ(5), Finance(35), Hospitality/Admin Mgmt(0), International Business(9), Mgmt Info Systems(88)	
Communications Mass Communications(39), Radio & Television Broadcasting(11)	
Computer & Info Sci Computer & Information Sciences, General(12)	
Education Deaf & Hearing Impaired(31), Elementary(44), Jr High(5), Art(12), Business(20), English(28), Health (3), Math(2), Music(20), Phys Ed Teaching&Coaching(10), Social Sci(24), Social Stu(12), Biology(6), Drama(15), French(1), German(3), Spanish(9)	
Engineering	
Visual & Perf Arts Dance(14), Interior Design(20), Drama/Theater Arts, Gen(19), Art, Gen(4), Fine/Studio Arts(40), Art History(7), Music, Gen(7), Music, Perf(16), Music Theory(3)	
Foreign Lang & Lit German Lang & Lit(1), French Lang & Lit(3), Spanish Lang & Lit(4), Classics & Classical Langs & Lit(6)	
Health Professions Speech-Language Pathology & Audiology(19), Medical Technology(2), Nursing(149), Public Health Ed & Promotion(27)	
Home Economics Foods & Nutrition Studies(16), Food Systems Admin(5), Individual & Family Devel(50), Child Growth, Care & Development Studies(31), Clothing/Apparel & Textile Studies(35)	
Interdis. Studies	
English Lang./Philos. Eng Lang&Lit(60), Speech&Rhetorical Studies(38), Philosophy(5), Relig/Rel Studies(11)	
Liberal Arts & Sci Liberal Arts&Sci/Liberal Studies(11)	
Mathematics Mathematics(3)	
Physical Sciences Chemistry, General(8), Physics, General(0)	
Psychology Psychology, General(75)	
Parks, Rec. & Leisure Parks, Recreation & Leisure Studies(40), Exercise Sciences/Physiology(66)	
Protective/Pub. Admin Social Work(46)	
Social Sciences Anthropology(13), Economics, Gen(8), Geography(16), History, Gen(24), Political Science, Gen(36), Sociology(27)	

Admission Information

Director of Admissions: **Mr. Peter E. Lindsey**
 Telephone Number: **336-334-5243**

Courses required beyond minimum requirement:
Two years of the same foreign language

Application Fee: **\$35**

Earliest date for application to be considered for fall term: **September 15**

Latest date for application to be considered for fall term: **March 1**

Earliest date letters of decision for fall admission are expected to be sent out: **October 1**

Latest date letters of decision for fall admission are expected to be sent out: **August 13**

Note: Dates given above are approximate. Actual dates may vary from year to year. Consult campus catalog.

Advanced Placement Accepted
 Information on Advanced Placement credit granted appears in Appendix A.

Facilities

- Campus Space** 190 acres
- Residence Halls** 23
- Special Features** 10-story Jackson Library, \$3.5M Soccer Stadium, \$7.4M Cone Art Ctr., 2,300-seat Aycock Auditorium, \$16.5 M Physical Activities Complex, \$5.4M Baseball Stadium & recreation field, \$25.7M Music Building

Rates of Retention, Graduation, and Persistence for Fall First-Time Full-Time Freshmen

Retention Rate for Fall 1998 Freshmen:
 Freshman to Sophomore **74.0%**

Graduation Rates for Fall 1993 Freshmen:
 After 4 Years **19.9%**
 After 5 Years **42.1%**
 After 6 Years* **46.9%**

Persistence Rates for Fall 1993 Freshmen (Graduated or Still Enrolled):
 After 4 Years **51.6%**
 After 5 Years **50.5%**
 After 6 Years **50.9%**

*As required by the Student Right to Know and Campus Security Act of 1990.

Full-Time Faculty (Fall 1999)

With Doctorate or First Professional Degree **426**
 Total **601**

UNC-GA ProgAssess/InstProf.AR001.K/7-15-00

UNIVERSITY OF NORTH CAROLINA AT PEMBROKE

<http://www.uncp.edu/>

Brief Description

A comprehensive university offering degree programs at the baccalaureate and master's levels. Its instructional programs are organized into a College of Arts and Sciences, a School of Business and Mass Communications, a School of Education, and a School of Graduate Studies. The University offers Master's Degree programs in several Education areas, Business Administration, Public Management, School Counseling, and Service Agency Counseling. UNC Pembroke is committed to equality of opportunity. To further racial integration, the University actively seeks to recruit and enroll a greater number of African-American and Native American students.

History

Founded in 1887 as a state school for the Indians of Robeson County. UNC Pembroke was originally known as the Croatan Normal School. The first college degrees were awarded in 1940, and the name was changed to Pembroke State College for Indians. That name was shortened to Pembroke State College a few years later. In 1969, the institution was granted University status; and in 1972, it became one of the 16 constituent institutions of the University of North Carolina. Pembroke State University became the University of North Carolina at Pembroke in 1996.

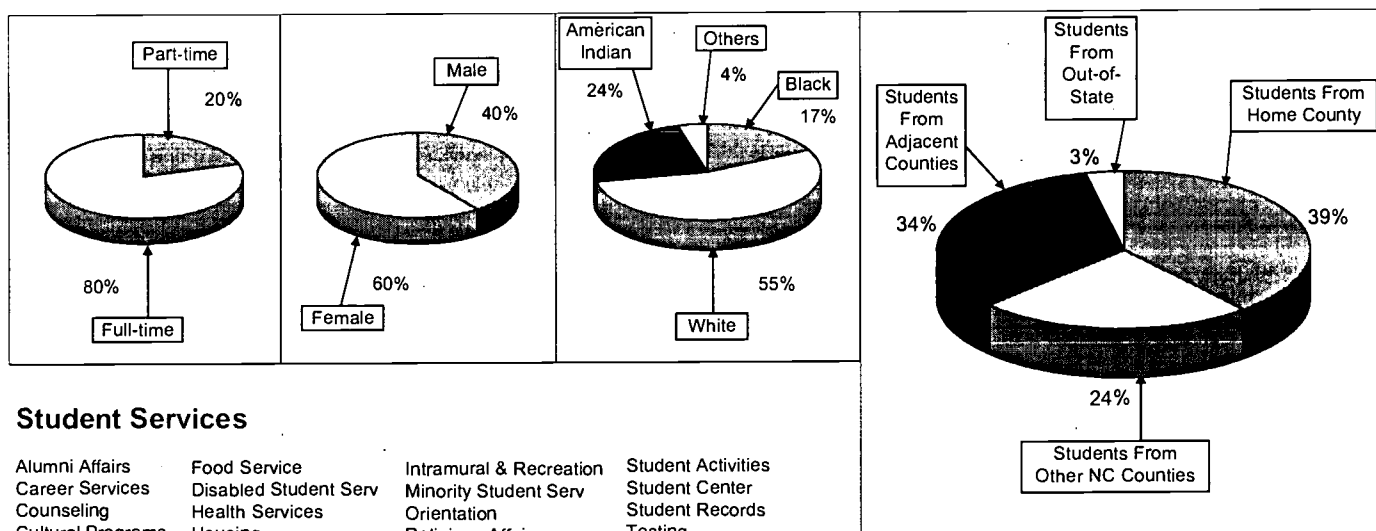
Location

Pembroke (population: 2,640), in the southeastern region of North Carolina, 1 1/2 hours from the Atlantic Ocean and 1 hour from Pinehurst. Pembroke is 30 minutes south of Fayetteville, a city of 81,118 population. The University is also near Interstate 95 and U.S. 74, major north-south and east-west arteries.

Academic Calendar (1999-2000)

Class Periods				Vacations/Holidays		
Fall Term	Spring Term	Summer Terms	Commencement	Fall Break	Winter Break	Spring Break
8/18-12/15	1/10-5/10	5/30-7/3, 7/6-8/9	5/13	10/14-10/15	12/16-1/5	3/6-3/10

Undergraduate Enrollment (Fall 1999):



Student Services

Alumni Affairs	Food Service	Intramural & Recreation	Student Activities
Career Services	Disabled Student Serv	Minority Student Serv	Student Center
Counseling	Health Services	Orientation	Student Records
Cultural Programs	Housing	Religious Affairs	Testing
Discipline/Judiciary	Intercollegiate Athletics	Security	Veterans
Fraternities: 10	International Students	Sororities: 8	Wellness Center

Est. Annual Student Costs (1999-2000)

Tuition	in-state	\$962
	out-of-state	\$8,232
Required Fees		\$744
Room	(double occupancy)	\$1,758
Board	(full meal plan)	\$1,600
Books		\$650
Other Expenses	in-state	\$1,626
	out-of-state	\$1,626
Total Student Budget		
	in-state	\$7,340
	out-of-state	\$14,610

Student Financial Aid, 1998-99

% of Freshmen Receiving Any Aid	71.2%
% of Freshmen Receiving Any Need-Based Aid	65.8%
% of Full-Time Undergrad. Students Receiving Pell Grants	47.5%

Scholarship Programs: Numerous scholarships and other forms of financial aid available; consult campus catalog and contact Financial Aid Office.

Priority Application Filing Date:	March
Earliest Date of Award Notification:	April
Latest Date of Award Notification:	Into fall semester

Note: Dates given above are approximate. Actual dates may vary from year to year. Consult campus catalog.

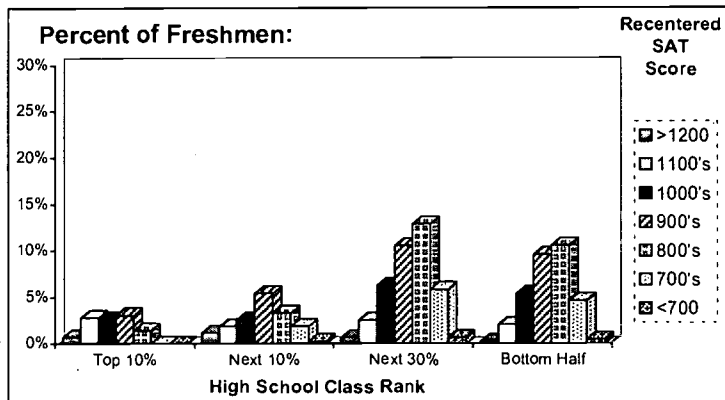
Director of Student Financial Aid:	Mr. Bruce Blackmon
Telephone Number:	910-521-6691

Freshman Class Profile (Fall 1999)*

UNIVERSITY OF NORTH CAROLINA AT PEMBROKE

High School Class Rank	Combined Recentered SAT Score							Total
	1200 or more	1100-1199	1000-1099	900-999	800-899	700-799	<700	
Top 10%	3	12	11	13	6	0	0	45
Next 10%	5	8	11	23	14	8	1	70
Next 30%	3	11	27	45	55	25	3	169
Bottom Half	1	9	23	41	45	20	2	141
Total	12	40	72	122	120	53	6	425

*Includes only freshmen with SAT scores and a reported high school class rank.



Bachelor's Degree Programs Offered (1998-99)

Bachelor's Degrees Conferred: 457

Discipline Area Specific Majors (Number of Bachelor's Degrees Conferred)

Agric. Bus./Sciences	
Arch. & Env. Des.	
Area, Ethnic Studies	American Studies/Civ(1), American Indian/Native American Studies(1)
Biological Sciences	Biology, General(37)
Business & Mgmt.	Business Administration & Management, General(53), Accounting(11)
Communications	Mass Communications(16)
Computer & Info Sci	Computer Science(13)
Education	Mentally Handicapped(3), Specific LD(5), Elementary(32), Jr High(4), Pre-Elementary(3), Art(5), English(3), Math(2), Music(6), Physical Ed Teaching & Coaching(4), Science(2), Social Studies(5), Biology(0)
Engineering	
Visual & Perf Arts	Drama/Theater Arts, General(1), Fine/Studio Arts(6), Music, General(2)
Foreign Lang & Lit	
Health Professions	Nursing(33), Public Health Ed & Promotion(3)
Home Economics	
Interdis. Studies	
English Lang./Philos.	English Language & Literature, General(9), Religion(3), Philosophy & Religion(2)
Liberal Arts & Sci	
Mathematics	Mathematics(3)
Physical Sciences	Chemistry, General(9)
Psychology	Psychology, General(14)
Parks, Rec. & Leisure	Parks, Rec. & Leisure Facilities Mgmt(12), Health & PE, Gen(8), Athletic Training(1)
Protective/Pub. Admin	Criminal Justice Studies(45), Social Work(47)
Social Sciences	History, Gen(23), Political Science, Gen(10), Sociology(20)

Admission Information

Director of Admissions: **Ms. Jackie H. Clark**
Telephone Number: **910-521-6262, 800-949-UNCP**

Courses required beyond minimum requirement:

None

Application Fee: **\$25**

Earliest date for application to be considered for fall term: **September 1**

Latest date for application to be considered for fall term: **July 15**

Earliest date letters of decision for fall admission are expected to be sent out: **October 1**

Latest date letters of decision for fall admission are expected to be sent out: **August 15**

Note: Dates given above are approximate. Actual dates may vary from year to year. Consult campus catalog.

Advanced Placement Accepted

Information on Advanced Placement credit granted appears in Appendix A.

Facilities

Campus Space 126 acres
Residence Halls 2 men's, 2 women's and 1 coed dorm
Special Features Native American Resource Center, Givens Performing Arts Center, Chavis University Center, WNCP-TV

Rates of Retention, Graduation, and Persistence for Fall First-Time Full-Time Freshmen

Retention Rate for Fall 1998 Freshmen:
Freshman to Sophomore **66.6%**

Graduation Rates for Fall 1993 Freshmen:
After 4 Years **16.8%**
After 5 Years **33.9%**
After 6 Years* **39.6%**

Persistence Rates for Fall 1993 Freshmen (Graduated or Still Enrolled):
After 4 Years **44.3%**
After 5 Years **43.8%**
After 6 Years **43.8%**

*As required by the Student Right to Know and Campus Security Act of 1990.

Full-Time Faculty (Fall 1999)

With Doctorate or First Professional Degree **109**
Total **144**

UNC-GA ProgAssess/InstProf.AR001.K7-15-00

UNIVERSITY OF NORTH CAROLINA AT WILMINGTON

<http://www.uncwil.edu/>

Brief Description

A comprehensive university offering programs at the baccalaureate and master's levels. Graduate programs are offered in education, marine biology, business administration, accounting, history, English, creative writing, math, teaching, geology, biology, chemistry, nursing, instructional technology, liberal studies, marine sciences, and psychology. Instructional programs are organized into a college of arts and sciences, and three professional schools (business administration, education, and nursing). UNC-W is committed to equality of opportunity. To further racial integration, the University actively seeks to recruit and enroll a greater number of black students.

History

Established as a two-year institution in 1947 under direction of the New Hanover County Board of Education. Accredited as a junior college in 1952. Became part of the North Carolina Community College System in 1958. Became a public senior college in 1963. Merged into the University of North Carolina in 1969.

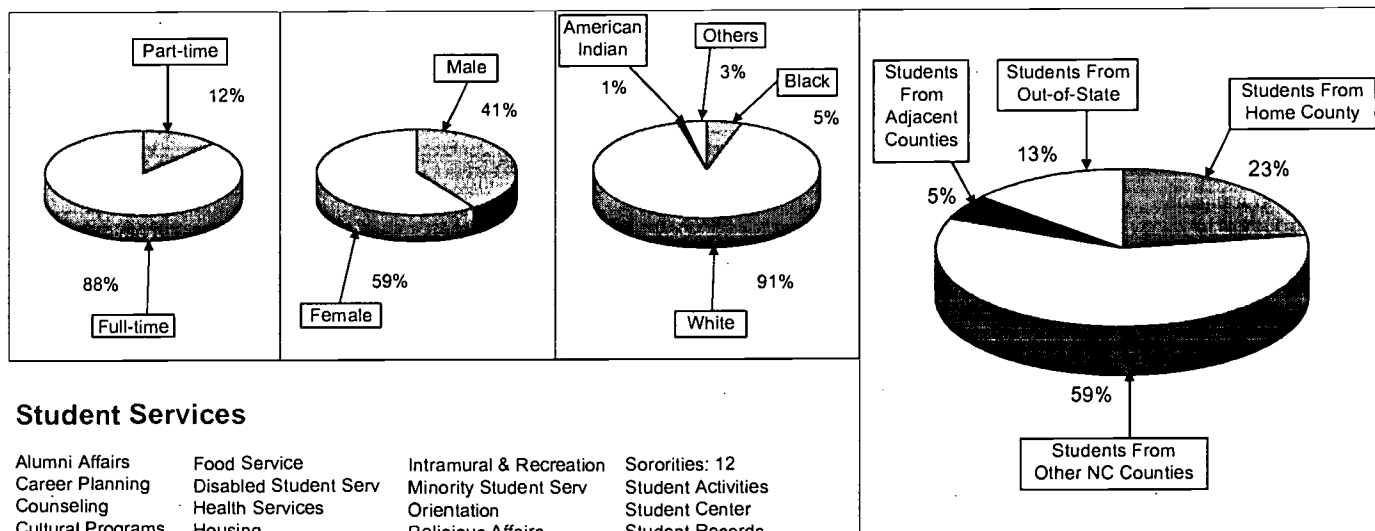
Location

UNC-W is located in Wilmington, an historic port city in the southeastern region of the state. Equidistant between the Cape Fear River and the Atlantic Ocean, campus buildings of modified Georgian architecture are nestled among moss-laden oaks and towering pines.

Academic Calendar (1999-2000)

Class Periods				Vacations/Holidays		
Fall Term	Spring Term	Summer Terms	Commencement	Fall Break	Winter Break	Spring Break
8/18-12/16	1/5-5/6	5/18-6/21, 6/26-7/28	12/4, 5/13	10/7-10/10	12/17-1/4	3/4-3/12

Undergraduate Enrollment (Fall 1999):



Student Services

Alumni Affairs	Food Service	Intramural & Recreation	Sororities: 12
Career Planning	Disabled Student Serv	Minority Student Serv	Student Activities
Counseling	Health Services	Orientation	Student Center
Cultural Programs	Housing	Religious Affairs	Student Records
Discipline/Judiciary	Intercollegiate Athletics	Research	Testing
Fraternities: 12	International Students	Security	Veterans

Est. Annual Student Costs (1999-2000)

Tuition	in-state	\$962
	out-of-state	\$8,232
Required Fees		\$1,092
Room	(double occupancy)	\$2,720
Board	(full meal plan)	\$1,936
Books		\$700
Other Expenses	in-state	\$2,422
	out-of-state	\$2,538
Total Student Budget		
	in-state	\$9,832
	out-of-state	\$17,218

Student Financial Aid, 1998-99

% of Freshmen Receiving Any Aid	94.8%
% of Freshmen Receiving Any Need-Based Aid	57.1%
% of Full-Time Undergrad. Students Receiving Pell Grants	23.9%

Scholarship Programs: Numerous scholarships and other forms of financial aid available; consult campus catalog and contact Financial Aid Office.

Priority Application Filing Date: Considered on a rolling basis

Earliest Date of Award Notification: February 1

Latest Date of Award Notification: May 1
(if application filed by March 1)

Note: Dates given above are approximate. Actual dates may vary from year to year. Consult campus catalog.

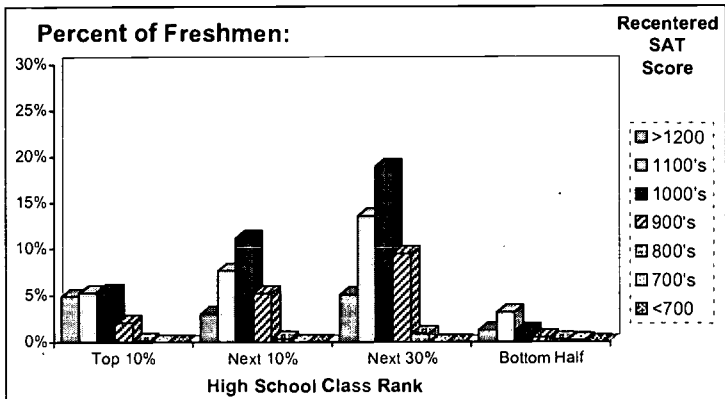
Dir. of Financial Aid & Veterans Services: Mr. Mark S. Williams
Telephone Number: 910-962-3177

Freshman Class Profile (Fall 1999)*

UNIVERSITY OF NORTH CAROLINA AT WILMINGTON

Number of Freshmen:								
Combined Recentered SAT Score								
High School Class Rank	1200 or more	1100-1199	1000-1099	900-999	800-899	700-799	<700	Total
Top 10%	72	78	80	31	2	0	0	263
Next 10%	45	113	165	77	5	0	0	405
Next 30%	75	200	280	140	13	0	0	708
Bottom Half	19	47	18	8	4	3	0	99
Total	211	438	543	256	24	3	0	1,475

*Includes only freshmen with SAT scores and a reported high school class rank.



Bachelor's Degree Programs Offered (1998-99)

Bachelor's Degrees Conferred: 1,809

Discipline Area Specific Majors (Number of Bachelor's Degrees Conferred)

Agric. Bus./Sciences	
Conservation & Ren.	Environmental Science/Studies(68)
Arch. & Env. Des.	
Area, Ethnic Studies	
Biological Sciences	Biology, General(104), Marine/Aquatic Biology(82)
Business & Mgmt.	Business Adm & Mgmt, Gen(105), Accounting(62), Business/Managerial Economics(4), Finance(56), Mgmt Info Systems & Bus Data(67), Business Mkt & Mkt Mgmt(78)
Communications	
Computer & Info Sci	Computer Science(40)
Education	Emotionally Handicapped(6), Mentally Hand(8), Specific LD(12), Elementary(129), Jr.High(15), Pre-Elementary(5), English(6), Math(9), Music(3), Phys Ed Teaching(15), Biology(2), History(1), Physics(1), Spanish(1)
Engineering	(2+2 program with NCA&T, NCSU, and UNC-C)
Visual & Perf Arts	Drama/Theater Arts(7), Fine/Studio Arts(0), Art History, Crit & Conserv(20), Music, General(7), Music, Gen Performance(0)
Foreign Lang & Lit	French Language & Literature(4), Spanish Language & Literature(15)
Health Professions	Medical Technology(9), Nursing(73)
Home Economics	
Interdis. Studies	
English Lang./Philos.	English Lang & Lit(97), Speech & Rhetorical Studies(112), Philosophy & Religion(16)
Liberal Arts & Sci	
Mathematics	Mathematics(7)
Physical Sciences	Chemistry, General(30), Geology(7), Physics, General(7)
Psychology	Psychology, General(143)
Parks, Rec. & Leisure	Parks, Rec & Leisure(77), Health & PE, Gen(36), Adapted PE(0), Athletic Training(0)
Protective/Pub. Admin	Criminal Justice Studies(79), Social Work(52)
Social Sciences	Anthropology(15), Economics, Gen(3), Geography(19), History, Gen(39), Political Science, Gen(27), Sociology(29)

Admission Information

Director of Admissions: Dr. James C. Walters
Telephone Number: 910-962-3243

Courses required beyond minimum requirement:

None

Application Fee: \$45

Earliest date for application to be considered for fall term: September 1

Latest date for application to be considered for fall term: February 15

Earliest date letters of decision for fall admission are expected to be sent out: October 1

Latest date letters of decision for fall admission are expected to be sent out: March 1

Note: Dates given above are approximate. Actual dates may vary from year to year. Consult campus catalog.

Advanced Placement Accepted
Information on Advanced Placement credit granted appears in Appendix A.

Facilities

Campus Space 661 acres
Residence Halls 7 residence halls, 13 on-campus apartments, and 7 suite buildings
Special Features Nature Preserve, Beach Proximity

Rates of Retention, Graduation, and Persistence for Fall First-Time Full-Time Freshmen

Retention Rate for Fall 1998 Freshmen:
Freshman to Sophomore 80.0%

Graduation Rates for Fall 1993 Freshmen:
After 4 Years 28.9%
After 5 Years 50.8%
After 6 Years* 55.9%

Persistence Rates for Fall 1993 Freshmen (Graduated or Still Enrolled):
After 4 Years 58.7%
After 5 Years 59.1%
After 6 Years 59.1%

*As required by the Student Right to Know and Campus Security Act of 1990.

Full-Time Faculty (Fall 1999)

With Doctorate or First Professional Degree 347
Total 415

UNC-GA ProgAssess/InstProf.AR001.K/7-15-00

WESTERN CAROLINA UNIVERSITY

<http://www.wcu.edu/>

Brief Description

A comprehensive university offering programs at the baccalaureate, master's, intermediate, and doctoral (education) levels. Its instructional programs are organized in four undergraduate colleges (applied sciences, arts and sciences, business, and education and allied professions) and a graduate school. Offers resident-credit, undergraduate, and graduate-level courses and programs in Cherokee and Asheville. In Asheville, some of the undergraduate programs are offered in cooperation with the University of North Carolina at Asheville. Western Carolina University is committed to equality of opportunity. Western Carolina University is a College Sponsor of the National Merit Scholarship Corporation.

History

Founded in 1889 and chartered in 1891; became Cullowhee State Normal and Industrial School in 1905. Designated Western Carolina Teachers College in 1929. Renamed Western Carolina College in 1953 and designated a regional university in 1967. Merged into the University of North Carolina in 1972.

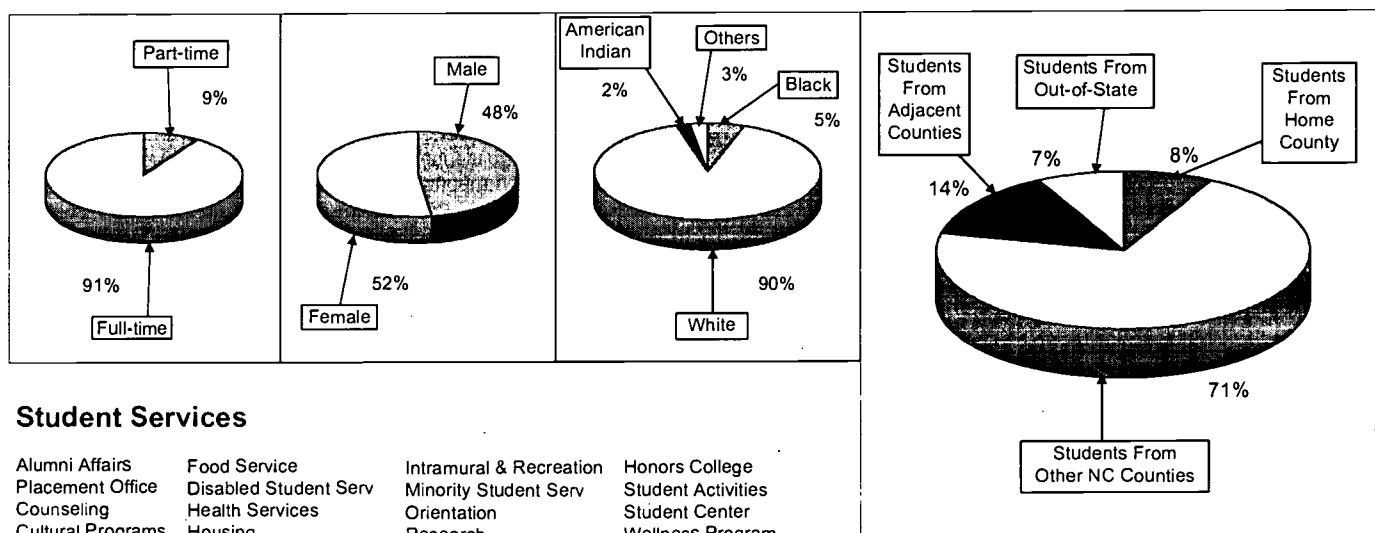
Location

Cullowhee (population: 6,500), located in a valley near the Blue Ridge and Great Smoky Mountains, 52 miles southwest of Asheville and 6 miles south of Sylva. Its setting at the southern end of Cullowhee Valley along the Tuckasegee River is unusually attractive.

Academic Calendar (1999-2000)

Class Periods				Vacations/Holidays		
Fall Term	Spring Term	Summer Terms	Commencement	Fall Break	Winter Break	Spring Break
8/19-12/17	1/12-5/12	5/29-7/3, 7/4-8/4	12/18, 5/13	10/9-10/12	12/18-1/10	3/4-3/12

Undergraduate Enrollment (Fall 1999):



Student Services

Alumni Affairs	Food Service	Intramural & Recreation	Honors College
Placement Office	Disabled Student Serv	Minority Student Serv	Student Activities
Counseling	Health Services	Orientation	Student Center
Cultural Programs	Housing	Research	Wellness Program
Discipline/Judiciary	Intercollegiate Athletics	Public Safety Office	Learn.Assist.Prog.
Computer Labs	International Students	Frat.: 15/Sororities: 9	Veterans

Est. Annual Student Costs (1999-2000)

Tuition	in-state	\$962
	out-of-state	\$8,232
Required Fees		\$968
Room	(double occupancy)	\$1,540
Board	(full meal plan)	\$1,840
Books*		\$427
Other Expenses	in-state	\$1,638
	out-of-state	\$2,052
Total Student Budget	in-state	\$7,375
	out-of-state	\$15,059

*Includes book rental, additional books, and supplies.

Student Financial Aid, 1998-99

% of Freshmen Receiving Any Aid	63.1%
% of Freshmen Receiving Any Need-Based Aid	41.8%
% of Full-Time Undergrad. Students Receiving Pell Grants	27.3%

Scholarship Programs: Numerous scholarships and other forms of financial aid available; consult campus catalog and contact Financial Aid Office.

Priority Application Filing Date:	March 31
Earliest Date of Award Notification:	March 15
Latest Date of Award Notification:	Throughout the year

Note: Dates given above are approximate. Actual dates may vary from year to year. Consult campus catalog.

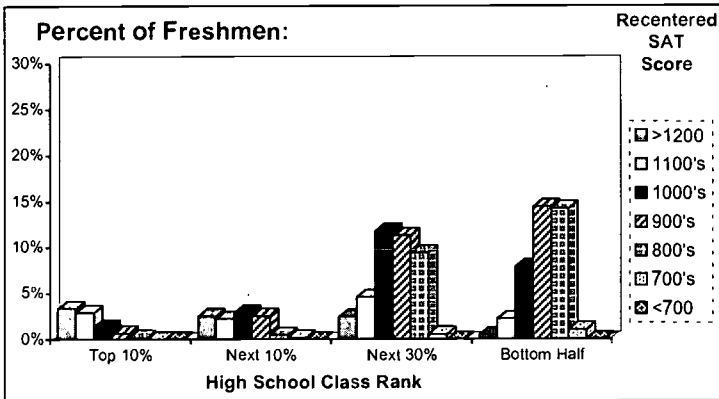
Director of Student Financial Aid:	Mrs. Nancy Dillard
Telephone Number:	828-227-7290

Freshman Class Profile (Fall 1999)*

WESTERN CAROLINA UNIVERSITY

High School Class Rank	Combined Recentered SAT Score							Total
	1200 or more	1100-1199	1000-1099	900-999	800-899	700-799	<700	
Top 10%	36	31	14	7	2	0	0	90
Next 10%	27	24	31	27	5	2	0	116
Next 30%	26	49	125	120	100	6	0	426
Bottom Half	5	24	84	153	151	11	0	428
Total	94	128	254	307	258	19	0	1,060

*Includes only freshmen with SAT scores and a reported high school class rank.



Bachelor's Degree Programs Offered (1998-99)

Bachelor's Degrees Conferred: 1,184

Discipline Area Specific Majors (Number of Bachelor's Degrees Conferred)

Agric. Bus./Sciences	
Conservation & Ren.	Natural Resources Mgmt & Policy(25)
Arch. & Env. Des.	
Area, Ethnic Studies	
Biological Sciences	Biology, Gen(32)
Business & Mgmt.	Business Adm & Mgmt(56), Accounting(36), Adm Assistant(7), Bus/Managerial Econ(6), Finance(7), Hospitality Mgmt(17), International(8), Mgmt Info Sys(45), Bus Mkt Mgmt(50)
Communications	Communications, Gen(49)
Computer & Info Sci	Computer Science(8)
Education	Special Ed(17), Elementary(46), Jr High(148), Pre-Elementary(1), Art(2), English(7), Home Economics(2), Math(7), Music(10), Phys Ed Teaching & Coaching(15), Science(3), Social Studies(5), Biology(1), French(1), Spanish(3)
Engineering	
Engineering-Related	Electrical, Electronic & Comm Engin(14), Industrial/Manufacturing Technology(34)
Visual & Perf Arts	Interior Design(10), Drama/Theater Arts, Gen(8), Art, Gen(1), Fine/Studio Arts(22), Music, Gen(3)
Foreign Lang & Lit	German Lang & Literature(3), French Lang & Lit(1), Spanish Lang & Lit(0)
Health Professions	Communication Disorders(13), Health Systems/Health Svcs(0), Med Records Adm(15), Emergency Med(9), Med Tech(12), Nursing(79), Environ Health(16), Recr Therapy(32)
Home Economics	Home Economics, Gen(27), Dietetics/Human Nutritional Services(13), Individual & Family Development Studies(3)
Interdis. Studies	
English Lang./Philos.	English Language & Literature, Gen(16), Philosophy(2)
Liberal Arts & Sci	Liberal Arts & Sciences/Liberal Studies(3)
Mathematics	Mathematics(3)
Physical Sciences	Chemistry, Gen(8), Geology(2), Physics, Gen(1)
Psychology	Psychology, Gen(22)
Parks, Rec. & Leisure	Parks, Recreation, & Leisure Facilities Mgmt(24), Sport & Fitness Admin(28)
Protective/Pub. Adm	Criminal Justice Studies(65), Social Work(30)
Social Sciences	Social Sciences, Gen(0), Anthropology(2), Geography(1), History, Gen(5), Political Science, Gen(19), Sociology(24)

Admission Information

Director of Admissions: Mr. Philip Cauley
Telephone Number: 828-227-7317, 877-WCU-4YOU

Courses required beyond minimum requirement:

None

Application Fee: \$35

Earliest date for application to be considered for fall term: September 1

Latest date for application to be considered for fall term: July 15

Earliest date letters of decision for fall admission are expected to be sent out: September 15

Latest date letters of decision for fall admission are expected to be sent out: August 5

Note: Dates given above are approximate. Actual dates may vary from year to year. Consult campus catalog.

Advanced Placement Accepted

Information on Advanced Placement credit granted appears in Appendix A.

Facilities

Campus Space approximately 265 acres

Residence Halls 11 total (5 men's, 3 women's, 2 honors, 1 married)

Special Features Liston B. Ramsey Regional Activ. Ctr., Fully networked campus includes network ports in every classroom and two internet ports in every res. hall room, Modern Student Fitness Center

Rates of Retention, Graduation, and Persistence for Fall First-Time Full-Time Freshmen

Retention Rate for Fall 1998 Freshmen:
Freshman to Sophomore 69.5%

Graduation Rates for Fall 1993 Freshmen:
After 4 Years 21.4%
After 5 Years 42.1%
After 6 Years* 47.1%

Persistence Rates for Fall 1993 Freshmen (Graduated or Still Enrolled):
After 4 Years 50.8%
After 5 Years 49.5%
After 6 Years 49.4%

*As required by the Student Right to Know and Campus Security Act of 1990.

Full-Time Faculty (Fall 1999)

With Doctorate or First Professional Degree 230
Total 285

UNC-GA ProgAssess/InstProf.AR001.K/7-15-00

WINSTON-SALEM STATE UNIVERSITY

<http://www.wssu.edu>

Brief Description

Winston-Salem State University is a comprehensive institution offering degree programs at the baccalaureate level. Its instructional programs are in four academic divisions and continuing education. A graduate center provides master's level study in a cooperative, interinstitutional arrangement. The University offers master's programs in physical therapy and education. Commitment to equality of opportunity and racial integration is exhibited through the active recruitment and

History

Founded in 1892, chartered by the state in 1897 as the Slater Industrial and State Normal School. Renamed Winston-Salem Teachers College in 1925 and became first black institution in the United States to grant degrees in elementary teacher education. Name changed to Winston-Salem State University in 1969. Merged into the University of North Carolina in 1972.

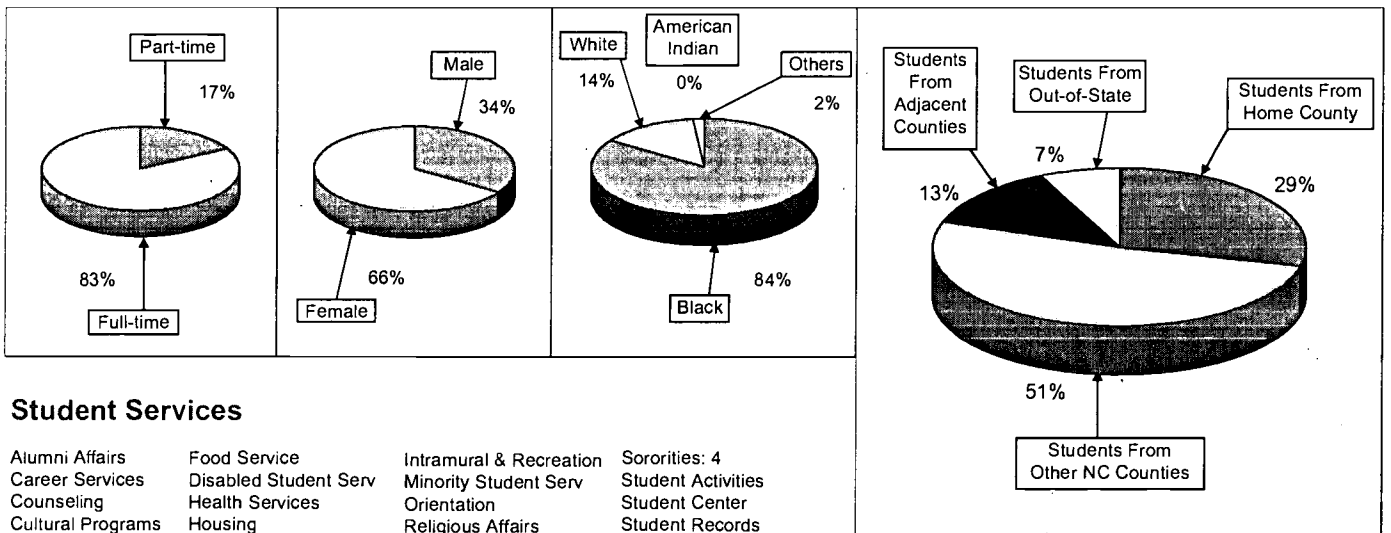
Location

Winston-Salem (population: 173,530), a manufacturing, industrial, and financial services city, recognized nationally as a cultural center.

Academic Calendar (1999-2000)

Class Periods				Vacations/Holidays		
Fall Term	Spring Term	Summer Terms	Commencement	Fall Break	Winter Break	Spring Break
8/19-12/16	1/12-5/12	5/26-6/23, 7/5-8/2	5/13	10/14-10/15	12/17-1/10	3/13-3/17

Undergraduate Enrollment (Fall 1999):



Student Services

Alumni Affairs	Food Service	Intramural & Recreation	Sororities: 4
Career Services	Disabled Student Serv	Minority Student Serv	Student Activities
Counseling	Health Services	Orientation	Student Center
Cultural Programs	Housing	Religious Affairs	Student Records
Discipline/Judiciary	Intercollegiate Athletics	Research	Testing
Fraternities: 4	International Students	Security	Veterans

Est. Annual Student Costs (1999-2000)

Tuition	in-state	\$806
	out-of-state	\$7,224
Required Fees		\$858
Room	(double occupancy)	\$1,893
Board	(full meal plan)	\$1,610
Books		\$900
Other Expenses	in-state	\$2,500
	out-of-state	\$2,500
Total Student Budget		
	in-state	\$8,567
	out-of-state	\$14,985

Student Financial Aid, 1998-99

% of Freshmen Receiving Any Aid	76.0%
% of Freshmen Receiving Any Need-Based Aid	75.0%
% of Full-Time Undergrad. Students Receiving Pell Grants	55.8%

Scholarship Programs: Numerous scholarships and other forms of financial aid available; consult campus catalog and contact Financial Aid Office.

Priority Application Filing Date:	April 1
Earliest Date of Award Notification:	May 15
Latest Date of Award Notification:	Throughout the year

Note: Dates given above are approximate. Actual dates may vary from year to year. Consult campus catalog.

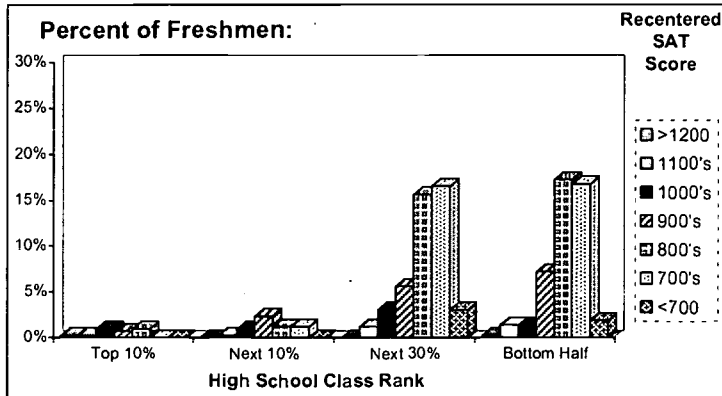
Director of Student Financial Aid: Mr. Theodore Hindsman
Telephone Number: 336-750-3280

Freshman Class Profile (Fall 1999)*

WINSTON-SALEM STATE UNIVERSITY

High School Class Rank	Combined Recentered SAT Score							Total
	1200 or more	1100-1199	1000-1099	900-999	800-899	700-799	<700	
Top 10%	1	1	4	3	4	0	0	13
Next 10%	0	1	4	10	5	5	0	25
Next 30%	0	5	13	24	67	71	13	193
Bottom Half	1	6	6	31	74	72	8	198
Total	2	13	27	68	150	148	21	429

*Includes only freshmen with SAT scores and a reported high school class rank.



Bachelor's Degree Programs Offered (1998-99)

Bachelor's Degrees Conferred: 527

Discipline Area Specific Majors (Number of Bachelor's Degrees Conferred)

Agric. Bus./Sciences

Arch. & Env. Des.

Area, Ethnic Studies

Biological Sciences Biology, General(19), Molecular Biology(4)

Business & Mgmt. Business Admin & Mgmt, Gen(14), Accounting(12),
Management Info Systems & Business Data Processing(35)

Communications Mass Communications(20)

Computer & Info Sci Computer Science(10), Computer Programming(3)

Education Specific Learning Disab(4), Elementary(28), Jr. High(4), Pre-Elementary(0), Art(0),
English(0), Math(0), Music(0), Phys Ed Teaching & Coaching(7), Social Studies(0),
Spanish(0)

Engineering

Visual & Perf Arts Art, General(5), Music Business Mgmt & Merchandising(1)

Foreign Lang & Lit Spanish Language & Literature(0)

Health Professions Medical Technology(9), Nursing(185), Occupational Therapy(0),
Physical Therapy(17)

Home Economics Individual & Family Development Studies, Gen(0)

Interdis. Studies

English Lang./Philos. English Language & Literature, Gen(5)

Liberal Arts & Sci General Studies, Applied Science(19)

Mathematics Mathematics(2)

Physical Sciences Chemistry, General(9)

Psychology Psychology, General(19)

Parks, Rec. & Leisure Adapted Phys Ed/Therapeutic Recreation(26), Sport & Fitness Admin/Mgmt(25)

Protective/Pub. Admin

Social Sciences Economics, Gen(0), History, Gen(11), Political Science, Gen(19),
Sociology(15)

Admission Information

Director of Admissions: **Mr. Van C. Wilson**
Telephone Number: **336-750-2070**

Courses required beyond minimum requirement:

None

Application Fee: **\$20**

Earliest date for application to be considered for fall term: **November 1**

Latest date for application to be considered for fall term: **August 20**

Earliest date letters of decision for fall admission are expected to be sent out: **December 1**

Latest date letters of decision for fall admission are expected to be sent out: **August 1**

Note: Dates given above are approximate. Actual dates may vary from year to year. Consult campus catalog.

Advanced Placement Accepted

Information on Advanced Placement credit granted appears in Appendix A.

Facilities

Campus Space 98 acres

Residence Halls 6 dorms (1 men's, 4 women's, 1 coed)

Special Features Diggs Art Gallery,

Early Childhood Center,

Telecommunications Center

Rates of Retention, Graduation, and Persistence for Fall First-Time Full-Time Freshmen

Retention Rate for Fall 1998 Freshmen:

Freshman to Sophomore 72.9%

Graduation Rates for Fall 1993 Freshmen:

After 4 Years 21.1%

After 5 Years 33.1%

After 6 Years* 36.9%

Persistence Rates for Fall 1993 Freshmen

(Graduated or Still Enrolled):

After 4 Years 45.8%

After 5 Years 41.2%

After 6 Years 40.9%

*As required by the Student Right to Know and Campus Security Act of 1990.

Full-Time Faculty (Fall 1999)

With Doctorate or First Professional Degree 108
Total 163

UNC-GA ProgAssess/InstProf.AR001.K/7-15-00

APPENDICES

Appendix A
Advanced Placement Accepted 2000-2001
Appalachian State University

AP Exam	Score of 3			Score of 4			Score of 5		
	Cr. Hrs.	Univ. Courses Satisfied	Cr. Hrs	Univ. Courses Satisfied	Cr.Hrs	Univ. Courses Satisfied	Cr.Hrs	Univ. Courses Satisfied	
Art History	3	ART 2030	3	ART 2030	3	ART 2030	3	ART 2030	
Studio Art - Drawing			3	ART 1003	3	ART 1003	3	ART 1003	
Studio Art - General			3	ART 1001	3	ART 1001	3	ART 1001	
Music Theory	4	MUS 1001, 1007*	6	MUS 1001, 1002, 1007*	8	MUS 1001, 1002, 1007, 1008*	8	MUS 1001, 1002, 1007, 1008*	
English Lang & Comp	3	ENG 1000	6	ENG 1000, 1100	6	ENG 1000, 1100	6	ENG 1000, 1100	
English Lit & Comp	3	ENG 1100	6	ENG 1000, 1100	6	ENG 1000, 1100	6	ENG 1000, 1100	
Internat'l English Lang									
French Language	6	FRE 1040, 1050	6	FRE 1040, 1050	6	FRE 1040, 1050	6	FRE 1040, 1050	
French Literature	6	FRE 1050, 2025	6	FRE 1050, 2025	6	FRE 1050, 2025	6	FRE 1050, 2025	
German Language	6	GER 1040, 1050	6	GER 1040, 1050	6	GER 1040, 1050	6	GER 1040, 1050	
Latin/Vergil	3	LAT 3010	3	LAT 3010	3	LAT 3010	3	LAT 3010	
Latin Literature	3	LAT 4010	3	LAT 4010	3	LAT 4010	3	LAT 4010	
Spanish Language	6	SNH 1040, 1050	6	SNH 1040, 1050	6	SNH 1040, 1050	6	SNH 1040, 1050	
Spanish Literature	6	SNH 1050, 2025	6	SNH 1050, 2025	6	SNH 1050, 2025	6	SNH 1050, 2025	
Calculus AB	4	MATH 1110	4	MATH 1110	4	MATH 1110	4	MATH 1110	
Calculus BC	8	MATH 1110, 1120	8	MATH 1110, 1120	8	MATH 1110, 1120	8	MATH 1110, 1120	
Computer Science A	3	CS 1440	3	CS 1440	3	CS 1440	3	CS 1440	
Computer Science AB	*	*	*	*	*	*	*	*	
Statistics			3	STT 2810	3	STT 2810	3	STT 2810	
Biology	8	BIO 1101, 1102	8	BIO 1101, 1102	8	BIO 1101, 1102	8	BIO 1101, 1102	
Chemistry	8	CHE 1101, 1102	8	CHE 1101, 1102	8	CHE 1101, 1102	8	CHE 1101, 1102	
Environmental Science	3	*	3	*	3	*	3	*	
Physics B	4	PHY 1101	4	PHY 1101	4	PHY 1101	4	PHY 1101	
Physics C - Mechanics	4	PHY 1103	4	PHY 1103	4	PHY 1103	4	PHY 1103	
Physics C - Elec/Mag	4	PHY 1104	4	PHY 1104	4	PHY 1104	4	PHY 1104	
U. S. Gov/Politics	3	PS 1100	3	PS 1100	3	PS 1100	3	PS 1100	
Comp. Gov/Politics	3	PS 2100	3	PS 2100	3	PS 2100	3	PS 2100	
U. S. History	6	HIS 2201, 2204	6	HIS 2201, 2204	6	HIS 2201, 2204	6	HIS 2201, 2204	
European History	6	HIS 1101, 1102	6	HIS 1101, 1102	6	HIS 1101, 1102	6	HIS 1101, 1102	
Macroeconomics	3	ECO 2040	3	ECO 2040	3	ECO 2040	3	ECO 2040	
Microeconomics	3	ECO 2030	3	ECO 2030	3	ECO 2030	3	ECO 2030	
Psychology	3	PSY 1200	3	PSY 1200	3	PSY 1200	3	PSY 1200	

UNC-GA ProgAssess/InstProf.KT0017-15-2000

Notes: AP courses accepted by individual institutions are under review and are subject to change. Campus regulations constitute final authority.
 * Credit or courses satisfied dependent on department evaluation.

Appendix A
Advanced Placement Accepted 2000-2001
East Carolina University

AP Exam	Score of 3		Score of 4		Score of 5	
	Cr. Hrs.	Univ. Courses Satisfied	Cr.Hrs	Univ. Courses Satisfied	Cr.Hrs	Univ. Courses Satisfied
Art History	6	ART 1906, 1907	6	ART 1906, 1907	6	ART 1906, 1907
Studio Art - Drawing						
Studio Art - General						
Music Theory			4	MUSC 1156*	4	MUSC 1156*
English Lang & Comp	3	ENGL 1100	6	ENGL 1100, 1200**	6	ENGL 1100, 1200**
English Lit & Comp	3	ENGL 1100	6	ENGL 1100, 1200**	6	ENGL 1100, 1200**
Internat'l English Lang						
French Language	12	FREN 1001, 1002, 1003, 1004	12	FREN 1001, 1002, 1003, 1004	12	FREN 1001, 1002, 1003, 1004
French Literature						
German Language	12	GERM 1001, 1002, 1003, 1004	12	GERM 1001, 1002, 1003, 1004	12	GERM 1001, 1002, 1003, 1004
Latin/Vergil	12	LATN 1001, 1002, 1003, 1004	12	LATN 1001, 1002, 1003, 1004	12	LATN 1001, 1002, 1003, 1004
Latin Literature						
Spanish Language	12	SPAN 1001, 1002, 1003, 1004	12	SPAN 1001, 1002, 1003, 1004	12	SPAN 1001, 1002, 1003, 1004
Spanish Literature						
Calculus AB	4	MATH 2171	4	MATH 2171	4	MATH 2171
Calculus BC	8	MATH 2171, 2172	8	MATH 2171, 2172	8	MATH 2171, 2172
Computer Science A	3	CSCI 2610	3	CSCI 2610	3	CSCI 2610
Computer Science AB	3	CSCI 2610	6	CSCI 2610, 3510	6	CSCI 2610, 3510
Statistics	3	MATH 3228	3	MATH 3228	3	MATH 3228
Biology	8	BIOL 1100, 1101, 1200, 1201	8	BIOL 1100, 1101, 1200, 1201	8	BIOL 1100, 1101, 1200, 1201
Chemistry	4	CHEM 1150, 1151	8	CHEM 1150, 1151, 1160, 1161	8	CHEM 1150, 1151, 1160, 1161
Environmental Science						
Physics B	8	PHYS 1250, 1251, 1260, 1261	8	PHYS 1250, 1251, 1260, 1261	8	PHYS 1250, 1251, 1260, 1261
Physics C - Mechanics	4	PHYS 1251, 2250	4	PHYS 1251, 2250	4	PHYS 1251, 2250
Physics C - Elec/Mag	4	PHYS 1261, 2260	4	PHYS 1261, 2260	4	PHYS 1261, 2260
U. S. Gov/Politics	3	POLS 1010	3	POLS 1010	3	POLS 1010
Comp. Gov/Politics	3	POLS 2010	3	POLS 2010	3	POLS 2010
U. S. History	6	HIST 1050, 1051	6	HIST 1050, 1051	6	HIST 1050, 1051
European History	6	HIST 1030, 1031	6	HIST 1030, 1031	6	HIST 1030, 1031
Macroeconomics			3	ECON 2133	3	ECON 2133
Microeconomics			3	ECON 2113	3	ECON 2113
Psychology	3	PSYC 1000	3	PSYC 1000	3	PSYC 1000

UNC-GA ProgAssess/InstProf.KT0017-15-2000

Notes: AP courses accepted by individual institutions are under review and are subject to change. Campus regulations constitute final authority.

* Music majors only.

** 3 to 9 hours credit in ENGL 1100, 1200, 2000 depending upon combination of scores in both AP subject area exams.

Appendix A
Advanced Placement Accepted 2000-2001
Elizabeth City State University

AP Exam	Score of 3			Score of 4			Score of 5		
	Cr. Hrs.	Univ. Courses Satisfied	Cr. Hrs.	Univ. Courses Satisfied	Cr. Hrs.	Univ. Courses Satisfied	Cr. Hrs.	Univ. Courses Satisfied	
Art History	5	GE 130, ARTH 211*	5	GE 130, ARTH 211*	5	GE 130, ARTH 211*			
Studio Art - Drawing									
Studio Art - General									
Music Theory	4	MUS 105, 106*	4	MUS 105, 106*	4	MUS 105, 106*			
English Lang & Comp	6	GE 102, 103*	6	GE 102, 103*	6	GE 102, 103*			
English Lit & Comp	6	GE 102, 103*	6	GE 102, 103*	6	GE 102, 103*			
Internat'l English Lang									
French Language	6	FREN 101, 102*	6	FREN 101, 102*	6	FREN 101, 102*			
French Literature	6	FREN 201, 202*	6	FREN 201, 202*	6	FREN 201, 202*			
German Language									
Latin/Vergil									
Latin Literature									
Spanish Language	6	SPAN 101, 102*	6	SPAN 101, 102*	6	SPAN 101, 102*			
Spanish Literature	6	SPAN 201, 202*	6	SPAN 201, 202*	6	SPAN 201, 202*			
Calculus AB	3	MATH 157*	3	MATH 157*	3	MATH 157*			
Calculus BC	3	MATH 158*	3	MATH 158*	3	MATH 158*			
Computer Science A									
Computer Science AB	6	CSC 111, 115*	6	CSC 111, 115*	6	CSC 111, 115*			
Statistics	6	STAT 251, 252	6	STAT 251, 252	6	STAT 251, 252			
Biology	4	GE 155/Lab*	4	GE 155/Lab*	4	GE 155/Lab*			
Chemistry	8	CHEM 101/Lab, 102/Lab*	8	CHEM 101/Lab, 102/Lab*	8	CHEM 101/Lab, 102/Lab*			
Environmental Science	4	ENSC 101/Lab	4	ENSC 101/Lab	4	ENSC 101/Lab			
Physics B	8	PHYS 181/Lab, 182/Lab*	8	PHYS 181/Lab, 182/Lab*	8	PHYS 181/Lab, 182/Lab*			
Physics C - Mechanics	4	Electives*	4	Electives*	4	Electives*			
Physics C - Elec/Mag	4	Electives*	4	Electives*	4	Electives*			
U. S. Gov/Politics	3	POLS 301*	3	POLS 301*	3	POLS 301*			
Comp. Gov/Politics									
U. S. History	6	HIST 255, 256	6	HIST 255, 256	6	HIST 255, 256			
European History	3	HIST 385*	3	HIST 385*	3	HIST 385*			
Macroeconomics									
Microeconomics									
Psychology	3	PSY 212*	3	PSY 212*	3	PSY 212*			

UNC-GA ProgAssess/InstProf.KT0017-15-2000

Notes: AP courses accepted by individual institutions are under review and are subject to change. Campus regulations constitute final authority.

* Credit or courses satisfied dependent on college major, department evaluation, and satisfactory completion of other college course work.

Appendix A
Advanced Placement Accepted 2000-2001
Fayetteville State University

AP Exam	Score of 3			Score of 4			Score of 5			
	Cr. Hrs.	Univ. Courses Satisfied	Cr. Hrs	Univ. Courses Satisfied	Cr. Hrs	Univ. Courses Satisfied	Cr. Hrs	Univ. Courses Satisfied	Cr. Hrs	Univ. Courses Satisfied
Art History	3	ART 211	3	ART 211	3	ART 211	3	ART 211	3	ART 211
Studio Art - Drawing	3	ART 212	3	ART 212	3	ART 212	3	ART 212	3	ART 212
Studio Art - General	3	ART 211	3	ART 211	3	ART 211	3	ART 211	3	ART 211
Music Theory	6	MUSI 152, 281	6	MUSI 152, 281	6	MUSI 152, 281	6	MUSI 152, 281	6	MUSI 152, 281
English Lang & Comp	3	ENGL 110	3	ENGL 110	3	ENGL 110	3	ENGL 110	3	ENGL 110
English Lit & Comp	3	ENGL 120	3	ENGL 120	3	ENGL 120	3	ENGL 120	3	ENGL 120
Internat'l English Lang										
French Language	6	FREN 311, 312	6	FREN 311, 312	6	FREN 311, 312	6	FREN 311, 312	6	FREN 311, 312
French Literature	3	Foreign Language Elective	3	Foreign Language Elective	3	Foreign Language Elective	3	Foreign Language Elective	3	Foreign Language Elective
German Language	3	Foreign Language Elective	3	Foreign Language Elective	3	Foreign Language Elective	3	Foreign Language Elective	3	Foreign Language Elective
Latin/Vergil	3	Foreign Language Elective	3	Foreign Language Elective	3	Foreign Language Elective	3	Foreign Language Elective	3	Foreign Language Elective
Latin Literature	3	Foreign Language Elective	3	Foreign Language Elective	3	Foreign Language Elective	3	Foreign Language Elective	3	Foreign Language Elective
Spanish Language	6	SPAN 311, 312	6	SPAN 311, 312	6	SPAN 311, 312	6	SPAN 311, 312	6	SPAN 311, 312
Spanish Literature	3	Foreign Language Elective	3	Foreign Language Elective	3	Foreign Language Elective	3	Foreign Language Elective	3	Foreign Language Elective
Calculus AB	4	MATH 142	4	MATH 142	4	MATH 142	4	MATH 142	4	MATH 142
Calculus BC	8	MATH 142, 241	8	MATH 142, 241	8	MATH 142, 241	8	MATH 142, 241	8	MATH 142, 241
Computer Science A	6	CSC 120, 130	6	CSC 120, 130	6	CSC 120, 130	6	CSC 120, 130	6	CSC 120, 130
Computer Science AB	9	CSC 120, 130, 220	9	CSC 120, 130, 220	9	CSC 120, 130, 220	9	CSC 120, 130, 220	9	CSC 120, 130, 220
Statistics										
Biology	8	BIOL 110, 130	8	BIOL 110, 130	8	BIOL 110, 130	8	BIOL 110, 130	8	BIOL 110, 130
Chemistry	8	CHEM 140, 160	8	CHEM 140, 160	8	CHEM 140, 160	8	CHEM 140, 160	8	CHEM 140, 160
Environmental Science										
Physics B	10	PHYS 111, 112	10	PHYS 111, 112	10	PHYS 111, 112	10	PHYS 111, 112	10	PHYS 111, 112
Physics C - Mechanics	5	PHYS 121	5	PHYS 121	5	PHYS 121	5	PHYS 121	5	PHYS 121
Physics C - Elec/Mag	5	PHYS 122	5	PHYS 122	5	PHYS 122	5	PHYS 122	5	PHYS 122
U. S. Gov/Politics	3	POLI 210	3	POLI 210	3	POLI 210	3	POLI 210	3	POLI 210
Comp. Gov/Politics	3	POLI 200	3	POLI 200	3	POLI 200	3	POLI 200	3	POLI 200
U. S. History	6	HIST 211, 212	6	HIST 211, 212	6	HIST 211, 212	6	HIST 211, 212	6	HIST 211, 212
European History	6	HIST 110, 120	6	HIST 110, 120	6	HIST 110, 120	6	HIST 110, 120	6	HIST 110, 120
Macroeconomics	3	ECON 211	3	ECON 211	3	ECON 211	3	ECON 211	3	ECON 211
Microeconomics	3	ECON 212	3	ECON 212	3	ECON 212	3	ECON 212	3	ECON 212
Psychology	3	PSYC 210	3	PSYC 210	3	PSYC 210	3	PSYC 210	3	PSYC 210

UNC-GA ProgAssess/Inst/Prof.KT0017-15-2000

Notes: AP courses accepted by individual institutions are under review and are subject to change. Campus regulations constitute final authority.

Appendix A
Advanced Placement Accepted 2000-2001
North Carolina Agricultural & Technical State University

AP Exam	Score of 3			Score of 4			Score of 5		
	Cr. Hrs.	Univ. Courses Satisfied	Cr. Hrs.	Univ. Courses Satisfied	Cr. Hrs.	Univ. Courses Satisfied	Cr. Hrs.	Univ. Courses Satisfied	
Art History	4	ART 224, 225	4	ART 224, 225	4	ART 224, 225			
Studio Art - Drawing	3	ART Elective	3	ART Elective	3	ART Elective			
Studio Art - General	3	ART 100	3	ART 100	3	ART 100			
Music Theory	6	MUSI 101, 102	6	MUSI 101, 102	6	MUSI 101, 102			
English Lang & Comp	3	ENGL 100	6	ENGL 100, 101	6	ENGL 100, 101			
English Lit & Comp	3	ENGL 100	6	ENGL 100, 101	6	ENGL 100, 101			
Internat'l English Lang									
French Language	6	FREN 100, 101	6	FREN 100, 101	6	FREN 100, 101			
French Literature	6	FREN 300, 301	6	FREN 300, 301	6	FREN 300, 301			
German Language	6	GERM 102, 103	6	GERM 102, 103	6	GERM 102, 103			
Latin/Vergil	6	FOLA Elective	6	FOLA Elective	6	FOLA Elective			
Latin Literature	6	FOLA Elective	6	FOLA Elective	6	FOLA Elective			
Spanish Language	6	FOLA 104, 105	6	FOLA 104, 105	6	FOLA 104, 105			
Spanish Literature	6	FOLA 320, 321	6	FOLA 320, 321	6	FOLA 320, 321			
Calculus AB	4	MATH 131	4	MATH 131	4	MATH 131			
Calculus BC	8	MATH 131, 132	8	MATH 131, 132	8	MATH 131, 132			
Computer Science A	3	COMP Elective	3	COMP Elective	3	COMP Elective			
Computer Science AB	4	COMP 160	4	COMP 160	4	COMP 160			
Statistics	3	MATH 224	3	MATH 224	3	MATH 224			
Biology	4	BIOL 100*	4	BIOL 100*	4	BIOL 100*			
Chemistry	6	CHEM 106, 107	6	CHEM 106, 107	6	CHEM 106, 107			
Environmental Science	6	Earth Science Elective	6	Earth Science Elective	6	Earth Science Elective			
Physics B	6	PHYS 225, 226*	6	PHYS 225, 226*	6	PHYS 225, 226*			
Physics C - Mechanics	8	PHYS 241, 242*	8	PHYS 241, 242*	8	PHYS 241, 242*			
Physics C - Elec/Mag	8	PHYS 241, 242*	8	PHYS 241, 242*	8	PHYS 241, 242*			
U. S. Gov/Politics	3	POLI 200	3	POLI 200	3	POLI 200			
Comp. Gov/Politics	3	POLI 310	3	POLI 310	3	POLI 310			
U. S. History	6	HIST 204, 205	6	HIST 204, 205	6	HIST 204, 205			
European History	6	HIST 303, 304	6	HIST 303, 304	6	HIST 303, 304			
Macroeconomics	3	ECON 301	3	ECON 301	3	ECON 301			
Microeconomics	3	ECON 300	3	ECON 300	3	ECON 300			
Psychology	3	PSYC 320	3	PSYC 320	3	PSYC 320			

UNC-GA ProgAssess/InstProf.KT001/7-15-2000

Notes: AP courses accepted by individual institutions are under review and are subject to change. Campus regulations constitute final authority.
 * Required to earn credit for lab course.

Appendix A
Advanced Placement Accepted 2000-2001
North Carolina Central University

AP Exam	Score of 3			Score of 4			Score of 5		
	Cr. Hrs.	Univ. Courses Satisfied	Cr. Hrs.	Univ. Courses Satisfied	Cr. Hrs.	Univ. Courses Satisfied	Cr. Hrs.	Univ. Courses Satisfied	
Art History	3	CFAS 1420	3	CFAS 1420	6	CFAS 1420 and Elective			
Studio Art - Drawing	*	*	*	*	*	*			
Studio Art - General	*	*	*	*	*	*			
Music Theory	*	*	*	*	*	*			
English Lang & Comp	3	CFAS 1110	3	CFAS 1110	6	CFAS 1110, 1120			
English Lit & Comp	3	ENG 1300	3	ENG 1300	6	ENG 1300, 1400			
Internat'l English Lang									
French Language	3	CFAS 1140	3	CFAS 1140	6	CFAS 1140, 1141			
French Literature	*	*	*	*	*	*			
German Language	3	CFAS 1160	3	CFAS 1160	6	CFAS 1160, 1161			
Latin/Vergil	*	*	*	*	*	*			
Latin Literature	*	*	*	*	*	*			
Spanish Language	3	CFAS 1150	3	CFAS 1150	6	CFAS 1150, 1151			
Spanish Literature	*	*	*	*	*	*			
Calculus AB	*	*	*	*	*	*			
Calculus BC	*	*	*	*	*	*			
Computer Science A	*	*	*	*	*	*			
Computer Science AB	*	*	*	*	*	*			
Statistics	*	*	*	*	*	*			
Biology	3	CFAS 1220	3	CFAS 1220	6	CFAS 1220, BIO 1200			
Chemistry	*	*	*	*	*	*			
Environmental Science	*	*	*	*	*	*			
Physics B	*	*	*	*	*	*			
Physics C - Mechanics	*	*	*	*	*	*			
Physics C - Elec/Mag	*	*	*	*	*	*			
U. S. Gov/Politics	3	CFAS 1320	3	CFAS 1320	6	CFAS 1320 and Elective			
Comp. Gov/Politics	*	*	*	*	*	*			
U. S. History	3	HIST 2210	3	HIST 2210	6	HIST 2210, 2220			
European History	*	*	*	*	*	*			
Macroeconomics	3	ECON 2200	3	ECON 2200	6	ECON 2200 and Elective			
Microeconomics	3	ECON 2300	3	ECON 2300	6	ECON 2300 and Elective			
Psychology	3	CFAS 1310	3	CFAS 1310	6	CFAS 1310 and Elective			

UNC-GA ProgAssess/InstProf.KT0017-15-2000

Notes: AP courses accepted by individual institutions are under review and are subject to change. Campus regulations constitute final authority.

* Credit or courses satisfied dependent on department evaluation.

**Advanced Placement Accepted 2000-2001
North Carolina School of the Arts**

AP Exam	Score of 3			Score of 4			Score of 5		
	Cr. Hrs.	Univ. Courses Satisfied	Cr. Hrs.	Univ. Courses Satisfied	Cr. Hrs.	Univ. Courses Satisfied	Cr. Hrs.	Univ. Courses Satisfied	
Art History	6	ARH, GES Elective*	6	ARH, GES Elective*	6	ARH, GES Elective*	6	ARH, GES Elective*	
Studio Art - Drawing									
Studio Art - General									
Music Theory									
English Lang & Comp	6	GES 101, 102, 103	6	GES 101, 102, 103	6	GES 101, 102, 103	6	GES 101, 102, 103	
English Lit & Comp	6	GES 101, 102, 103	6	GES 101, 102, 103	6	GES 101, 102, 103	6	GES 101, 102, 103	
Internat'l English Lang									
French Language	6	**	6	**	6	**	6	**	
French Literature	6	**	6	**	6	**	6	**	
German Language	6	**	6	**	6	**	6	**	
Latin/Vergil	6	GES Elective	6	GES Elective	6	GES Elective	6	GES Elective	
Latin Literature	6	GES Elective	6	GES Elective	6	GES Elective	6	GES Elective	
Spanish Language	6	GES Elective	6	GES Elective	6	GES Elective	6	GES Elective	
Spanish Literature	6	GES Elective	6	GES Elective	6	GES Elective	6	GES Elective	
Calculus AB	6	*	6	*	6	*	6	*	
Calculus BC	6		6		6		6		
Computer Science A									
Computer Science AB									
Statistics	3	Math/Science Elective	3	Math/Science Elective	3	Math/Science Elective	3	Math/Science Elective	
Biology	6		6		6		6		
Chemistry	6		6		6		6		
Environmental Science	3	Math/Science Elective	3	Math/Science Elective	3	Math/Science Elective	3	Math/Science Elective	
Physics B	6		6		6		6		
Physics C - Mechanics									
Physics C - Elec/Mag									
U. S. Gov/Politics	3	Social Science or elective credit*	3	Social Science or elective credit*	3	Social Science or elective credit*	3	Social Science or elective credit*	
Comp. Gov/Politics	3	Social Science or elective credit*	3	Social Science or elective credit*	3	Social Science or elective credit*	3	Social Science or elective credit*	
U. S. History	6	Social Science or elective credit*	6	Social Science or elective credit*	6	Social Science or elective credit*	6	Social Science or elective credit*	
European History	6	Social Science or elective credit*	6	Social Science or elective credit*	6	Social Science or elective credit*	6	Social Science or elective credit*	
Macroeconomics	3	Social Science or elective credit*	6	Social Science or elective credit*	6	Social Science or elective credit*	6	Social Science or elective credit*	
Microeconomics	3	Social Science or elective credit*	6	Social Science or elective credit*	6	Social Science or elective credit*	6	Social Science or elective credit*	
Psychology	3	Social Science or elective credit*	6	Social Science or elective credit*	6	Social Science or elective credit*	6	Social Science or elective credit*	

UNC-GA ProgAssess/InstProf.KT001/7-15-2000

Notes: AP courses accepted by individual institutions are under review and are subject to change. Campus regulations constitute final authority.

* Credit or courses satisfied dependent on college major.

** Credit or courses satisfied dependent on college major; institutionally administered placement test also necessary for entry into upper level.

Appendix A
Advanced Placement Accepted 2000-2001
North Carolina State University

AP Exam	Score of 3			Score of 4			Score of 5		
	Cr. Hrs.	Univ. Courses Satisfied	Cr. Hrs	Univ. Courses Satisfied	Cr.Hrs	Univ. Courses Satisfied	Cr.Hrs	Univ. Courses Satisfied	Cr.Hrs
Art History	3	Elective in humanities or fine arts*	3	Elective in humanities or fine arts*	3	Elective in humanities or fine arts*	3	Elective in humanities or fine arts*	3
Studio Art - Drawing	3	Elective**	3	Elective**	3	Elective**	3	Elective**	3
Studio Art - General	3	Elective**	3	Elective**	3	Elective**	3	Elective**	3
Music Theory	3	MUS 301	3	MUS 301	3	MUS 301	3	MUS 301	3
English Lang & Comp			3	ENG 111***	6	ENG 111, 112 [^]	6	ENG 111, 112 [^]	6
English Lit & Comp			3	ENG 111***	6	ENG 111, 112 [^]	6	ENG 111, 112 [^]	6
Internat'l English Lang		English proficiency - admissions		English proficiency - admissions		English proficiency - admissions		English proficiency - admissions	
French Language			3	FLF 201***	6	FLF 201, 202***	6	FLF 201, 202***	6
French Literature			3	FLF 201***	6	FLF 201, 202***	6	FLF 201, 202***	6
German Language			3	FLG 201***	6	FLG 201, 202***	6	FLG 201, 202***	6
Latin/Vergil			3	LAT 201***	6	LAT 201, 202***	6	LAT 201, 202***	6
Latin Literature			3	LAT 201***	6	LAT 201, 202***	6	LAT 201, 202***	6
Spanish Language			3	FLS 201***	6	FLS 201, 202***	6	FLS 201, 202***	6
Spanish Literature			3	FLS 201***	6	FLS 201, 202***	6	FLS 201, 202***	6
Calculus AB	4	MA 141, 131 or 121****	4	MA 141, 131 or 121*	4	MA 141, 131 or 121*	4	MA 141, 131 or 121*	4
Calculus BC ^{^^}	4	MA 141, 131, or 121*	7 or 8*	MA 131, 231 or MA 141, 241*	7 or 8*	MA 131, 231 or MA 141, 241*	7 or 8*	MA 131, 231 or MA 141, 241*	7 or 8*
Computer Science A	3	CSC 200	3	CSC 200	3	CSC 200	3	CSC 200	3
Computer Science AB	3	CSC 114	3	CSC 114	3	CSC 114	3	CSC 114	3
Statistics	3	ST 301 maj*** or ST 311 non-maj	3	ST 301 maj*** or ST 311 non-maj	3	ST 301 majors*** or ST 311 non-maj	3	ST 301 majors*** or ST 311 non-maj	3
Biology		Credit same as Score of 4 with department exam		BIO 181/181L, 183/183L	8	BIO 181/181L, 183/183L	8	BIO 181/181L, 183/183L	8
Chemistry	4	CH 101, 102 Lab	8	CH 101, 102 Lab, 201, 202 Lab	8	CH 101, 102 Lab, 201, 202 Lab	8	CH 101, 102 Lab, 201, 202 Lab	8
Environmental Science	4	MEA 100	3 or 4	ES 100 - majors (3) or MEA 100 (4)	3 or 4	ES 100 - majors (3) or MEA 100 (4)	3 or 4	ES 100 - majors (3) or MEA 100 (4)	3 or 4
Physics B	4 or 8	PY 205 maj*** or PY 211, 212 non-maj	4 or 8	PY 205 maj*** or PY 211, 212 non-maj	4 or 8	PY 205 maj*** or PY 211, 212 non-maj	4 or 8	PY 205 maj*** or PY 211, 212 non-maj	4 or 8
Physics C - Mechanics	4	PY 205	4	PY 205	4	PY 205	4	PY 205	4
Physics C - Elec/Mag	4	PY 208	4	PY 208	4	PY 208	4	PY 208	4
U. S. Gov/Politics	3	PS 201	3	PS 201	3	PS 201	3	PS 201	3
Comp. Gov/Politics	3	PS 241	3	PS 241	3	PS 241	3	PS 241	3
U. S. History	3	HI 252	3	HI 252	6	HI 251, 252	6	HI 251, 252	6
European History	3	HI 205	3	HI 205	6	HI 208, 209	6	HI 208, 209	6
Macroeconomics	3	EC 202	3	EC 202	3	EC 202	3	EC 202	3
Microeconomics	3	EC 201	3	EC 201	3	EC 201	3	EC 201	3
Psychology	3	PSY 200	3	PSY 200	3	PSY 200	3	PSY 200	3

UNC-GA ProgAssess/InstProf.KT0017-15-2000
 Notes: AP courses accepted by individual institutions are under review and are subject to change. Campus regulations constitute final authority.

* Credit or courses satisfied dependent on college major.

** Credit or courses satisfied dependent on department evaluation.

*** Credit or courses satisfied dependent on completion of advanced level course with C- or better.

**** Credit or courses satisfied dependent on college major and upon completion of advanced level course with C- or better.

[^] Requires score of 5 on both English Lang & Comp and English Lit & Comp to get 6 credit hours. Score of 5 on only one is same as score of 4.

^{^^} Score of 2 results in 4 hours of credit in MA 141, 131, or 121, dependent on major and upon completion of MA 241 or 231 with C- or better on first attempt.

Check: www.fis.ncsu.edu/uga/APCREDIT.html for complete AP information.

Appendix A
Advanced Placement Accepted 2000-2001
University of North Carolina at Asheville

AP Exam	Score of 3		Score of 4		Score of 5	
	Cr. Hrs.	Univ. Courses Satisfied	Cr. Hrs.	Univ. Courses Satisfied	Cr. Hrs.	Univ. Courses Satisfied
Art History	3	*	3	*	3	*
Studio Art - Drawing	3	*	3	*	3	*
Studio Art - General	3	**	3	**	3	**
Music Theory	3	Elective	3	Elective	3	Elective
English Lang & Comp			3	LANG 101, 102***	3	LANG 101, 102***
English Lit & Comp			3	LANG 101, 102***	3	LANG 101, 102***
Internat'l English Lang						
French Language	3	FREN 110	3	FREN 120**	3	FREN 120**
French Literature	3	FREN 110	3	FREN 120**	3	FREN 120**
German Language	3	GERM 110	3	GERM 120	3	GERM 120
Latin/Vergil	3	CLAS 101****	3	CLAS 101****	3	CLAS 101****
Latin Literature	3	CLAS 101****	3	CLAS 101****	3	CLAS 101****
Spanish Language	3	SPAN 110	3	SPAN 120**	3	SPAN 120**
Spanish Literature	3	SPAN 110	3	SPAN 120**	3	SPAN 120**
Calculus AB	4	MATH 191	4	MATH 191	4	MATH 191
Calculus BC	4	MATH 191	8	MATH 191, 192	8	MATH 191, 192
Computer Science A	3	CSCI 201	3	CSCI 201	3	CSCI 201
Computer Science AB	6	CSCI 201, 202	6	CSCI 201, 202	6	CSCI 201, 202
Statistics	4	STAT 185	4	STAT 185	4	STAT 185
Biology	3	BIOL 109	5	BIOL 105	5	BIOL 105
Chemistry	3	CHEM 132****	4	CHEM 144****	4	CHEM 144****
Environmental Science	3	ENVR 130	3	ENVR 130	3	ENVR 130
Physics B	3	PHYS 131****	6	PHYS 131, 231****	6	PHYS 131, 231****
Physics C - Mechanics	3	PHYS 221****	3	PHYS 221****	3	PHYS 221****
Physics C - Elec/Mag	3	PHYS 231****	6	PHYS 221, 222****	6	PHYS 221, 222****
U. S. Gov/Politics	3	POLS 220	3	POLS 220	3	POLS 220
Comp. Gov/Politics	3	POLS 281	3	POLS 281	3	POLS 281
U. S. History			3	HIST 102	6	HIST 101, 102
European History	3	HIST 152	3	HIST 152	3	HIST 152
Macroeconomics			3	ECON 101	3	ECON 101
Microeconomics			3	ECON 102	3	ECON 102
Psychology	3	PSYC 102	3	PSYC 102	3	PSYC 102

UNC-GA ProgAssess/InstProf.KT001/7-15-2000

Notes: AP courses accepted by individual institutions are under review and are subject to change. Campus regulations constitute final authority.

International Baccalaureate Credit accepted for academic credit and course waivers from higher level IB exams.

* Credit or courses satisfied dependent on department evaluation.

** Credit or courses satisfied dependent on department evaluation.

*** If score > 3 on both English Lang & Comp and English Lit & Comp, credit given for LANG 101 and LANG 102.

**** If a score of 3 or better on both AP subject area examinations, see department chair.

***** Credit or courses satisfied with High School AP course and lab in addition to examination.

Appendix A
Advanced Placement Accepted 2000-2001
University of North Carolina at Chapel Hill

AP Exam	Score of 3		Score of 4		Score of 5	
	Cr. Hrs.	Univ. Courses Satisfied	Cr.Hrs	Univ. Courses Satisfied	Cr.Hrs	Univ. Courses Satisfied
Art History			3	ART 31 or 32	6	ART 31, 32
Studio Art - Drawing	3	ART 4	3	ART 4	3	ART 4
Studio Art - General	3	ART 4	3	ART 4	3	ART 4
Music Theory	3	MUSC 21	3	MUSC 21	3	MUSC 21
English Lang & Comp			3	ENGL 11	3	ENGL 11
English Lit & Comp			3	ENGL 11	3	ENGL 27
Internat'l English Lang						
French Language	6	FREN 3, 4	6	FREN 3, 4	6	FREN 3, 4
French Literature	9	FREN 3, 4, 21	9	FREN 3, 4, 21	9	FREN 3, 4, 21
German Language	6	GERM 3, 4	6	GERM 3, 4	6	GERM 3, 4
Latin/Vergil	9	LATN 3, 4, 21	9	LATN 3, 4, 21	9	LATN 3, 4, 21
Latin Literature	6	LATN 3, 4	6	LATN 3, 4	6	LATN 3, 4
Spanish Language	6	SPAN 3, 4	6	SPAN 3, 4	6	SPAN 3, 4
Spanish Literature	9	SPAN 3, 4, 21	9	SPAN 3, 4, 21	9	SPAN 3, 4, 21
Calculus AB	3	MATH 31	3	MATH 31	3	MATH 31
Calculus BC	6	MATH 31, 32	6	MATH 31, 32	6	MATH 31, 32
Computer Science A						
Computer Science AB			3	COMP 14	3	COMP 14
Statistics	3	STAT 11	3	STAT 31	3	STAT 31
Biology	4	BIOL 11, 11L	8	BIOL 11, 11L, 97, 97L	8	BIOL 11, 11L, 97, 97L
Chemistry	4	CHEM 11, 11L	4	CHEM 11, 11L	8	CHEM 11, 11L, 21, 21L
Environmental Science						
Physics B			*	*	8	PHYS 24, 25
Physics C - Mechanics	*	*	4	PHYS 24	4	PHYS 24
Physics C - Elec/Mag	*	*	4	PHYS 25	4	PHYS 25
U. S. Gov/Politics			3	POLI 41	3	POLI 41
Comp. Gov/Politics			2	POLI 89	2	POLI 89
U. S. History			6	HIST 21, 22	6	HIST 21, 22
European History			6	HIST 11, 12	6	HIST 11, 12
Macroeconomics	3 or 6**	ECON 9 or ECON 9, 10**	3 or 6**	ECON 9 or ECON 9, 10**	3 or 6**	ECON 9 or ECON 9, 10**
Microeconomics	3 or 6**	ECON 9 or ECON 9, 10**	3 or 6**	ECON 9 or ECON 9, 10**	3 or 6**	ECON 9 or ECON 9, 10**
Psychology			3	PSYC 10	3	PSYC 10

UNC-GA ProgAssess/InstProf.KT0017-15-2000

Notes: AP courses accepted by individual institutions are under review and are subject to change. Campus regulations constitute final authority.

* Credit or courses satisfied dependent on department evaluation.

** Credit or courses satisfied with a score of 3 or better on both AP subject area examinations.

Appendix A
Advanced Placement Accepted 2000-2001
University of North Carolina at Charlotte

AP Exam	Score of 3		Score of 4		Score of 5	
	Cr. Hrs.	Univ. Courses Satisfied	Cr. Hrs	Univ. Courses Satisfied	Cr. Hrs	Univ. Courses Satisfied
Art History	3	ARTA 1111	3	ARTA 1111	3	ARTA 1111
Studio Art - Drawing	3	General Elective	3	General Elective	3	General Elective
Studio Art - General	3	General Elective	3	General Elective	3	General Elective
Music Theory	3	MUSC 1132	3	MUSC 1132	3	MUSC 1132
English Lang & Comp	3	ENGL 1101	3	ENGL 1101	3	ENGL 1101
English Lit & Comp	3	General Elective	3	General Elective	3	General Elective
Internat'l English Lang						
French Language	6	FREN 1101, 1102	6	FREN 1101, 1102	6	FREN 1101, 1102
French Literature	6	FREN 2201, 2202	6	FREN 2201, 2202	6	FREN 2201, 2202
German Language	6	GERM 1101, 1102	6	GERM 1101, 1102	6	GERM 1101, 1102
Latin/Vergil						
Latin Literature						
Spanish Language	6	SPAN 1101, 1102	6	SPAN 1101, 1102	6	SPAN 1101, 1102
Spanish Literature	6	SPAN 2201, 2202	6	SPAN 2201, 2202	6	SPAN 2201, 2202
Calculus AB	4	MATH 1241	4	MATH 1241	4	MATH 1241
Calculus BC	8	MATH 1241, 1242	8	MATH 1241, 1242	8	MATH 1241, 1242
Computer Science A	3	Courses yet to be determined	3	Courses yet to be determined	3	Courses yet to be determined
Computer Science AB	3	Courses yet to be determined	6	Courses yet to be determined	6	Courses yet to be determined
Statistics	3	STAT 1220	3	STAT 1220	3	STAT 1220
Biology	4	*	4	**	8	***
Chemistry	4	CHEM 1251, 1251L	8	CHEM 1251, 1251L, 1252, 1252L	8	CHEM 1251, 1251L, 1252, 1252L
Environmental Science						
Physics B	6	PHYS 1101, 1102	6	PHYS 1101, 1102	6	PHYS 1101, 1102
Physics C - Mechanics	3	PHYS 2101	3	PHYS 2101	3	PHYS 2101
Physics C - Elec/Mag	3	PHYS 2102	3	PHYS 2102	3	PHYS 2102
U. S. Gov/Politics	3	POLS 1110	3	POLS 1110	3	POLS 1110
Comp. Gov/Politics	3	POLS 1130	3	POLS 1130	3	POLS 1130
U. S. History	6	HIST 1160, 1161	6	HIST 1160, 1161	6	HIST 1160, 1161
European History	6	HIST 1120, 1121	6	HIST 1120, 1121	6	HIST 1120, 1121
Macroeconomics	3	ECON 1201	3	ECON 1201	3	ECON 1201
Microeconomics	3	ECON 1202	3	ECON 1202	3	ECON 1202
Psychology	3	PSYC 1101	3	PSYC 1101	3	PSYC 1101

UNC-GA ProgAssess/InstProf.KT00117-15-2000

Notes: AP courses accepted by individual institutions are under review and are subject to change. Campus regulations constitute final authority.

* For biology majors, BIOL 1222, 1222L; for non-majors, BIOL 1110, 1110L.

** For biology majors, BIOL 1233, 1233L (exemption from BIOL 1222, 1222L but no hours); for non-majors, BIOL 1115, 1115L (exemption from BIOL 1110, 1110L but no hours).

*** For biology majors, BIOL 1222, 1222L, 1233, 1233L; for non-majors, BIOL 1110, 1110L, 1115, 1115L.

Appendix A
Advanced Placement Accepted 2000-2001
University of North Carolina at Greensboro

AP Exam	Score of 3			Score of 4			Score of 5		
	Cr. Hrs.	Univ. Courses Satisfied	Cr. Hrs	Univ. Courses Satisfied	Cr.Hrs	Univ. Courses Satisfied	Cr.Hrs	Univ. Courses Satisfied	
Art History			3	*		3	*		
Studio Art - Drawing	2	Art Elective	2	Art Elective	2	Art Elective	2	Art Elective	
Studio Art - General	2	Art Elective	2	Art Elective	2	Art Elective	2	Art Elective	
Music Theory	3	MUS 101, 105	6	MUS 101, 102, 105, 106	6	MUS 101, 102, 105, 106	6	MUS 101, 102, 105, 106	
English Lang & Comp	3	ENG 101	6	ENG 101, 102	6	ENG 101, 102, 104	9	ENG 101, 102, 104	
English Lit & Comp	3	ENG 101	6	ENG 101, 104W	6	ENG 101, 102, 104W	9	ENG 101, 102, 104W	
Internat'l English Lang									
French Language	3	FRE 203	6	FRE 203, 204	6	FRE 203, 204	6	FRE 203, 204	
French Literature	**	**	6	FRE 301, FRE Elective	6	FRE 301, FRE Elective	6	FRE 301, FRE Elective	
German Language	3	GER 203	6	GER 203, 204	6	GER 203, 204	6	GER 203, 204	
Latin/Vergil	3	LAT 203	3	LAT 204	3	LAT 204	3	LAT 204	
Latin Literature	3	LAT 203	3	LAT 204	3	LAT 204	3	LAT 204	
Spanish Language	3	SPA 203	6	SPA 203, 204	6	SPA 203, 204	6	SPA 203, 204	
Spanish Literature	**	**	6	SPA 305, SPA Elective	6	SPA 305, SPA Elective	6	SPA 305, SPA Elective	
Calculus AB	3	MAT 191	6	MAT 191, 292	6	MAT 191, 292	6	MAT 191, 292	
Calculus BC	6	MAT 191, 292	6	MAT 191, 292	6	MAT 191, 292	6	MAT 191, 292	
Computer Science A			3	CSC 130	3	CSC 130	3	CSC 130	
Computer Science AB	3	CSC 130	6	CSC 130, 230	6	CSC 130, 230	6	CSC 130, 230	
Statistics	3	STA 108	3	STA 108	3	STA 271	3	STA 271	
Biology	4	BIOL 105, 105L	8	BIOL 111, 112	8	BIOL 111, 112	8	BIOL 111, 112	
Chemistry	4	CHE 111, 112***	7	CHE 111, 112, 114***	7	CHE 111, 112, 114***	7	CHE 111, 112, 114***	
Environmental Science									
Physics B			8	PHY 211, 212, 251, 252	8	PHY 211, 212, 251, 252	8	PHY 211, 212, 251, 252	
Physics C - Mechanics			8	PHY 251, 252, 291, 292	8	PHY 251, 252, 291, 292	8	PHY 251, 252, 291, 292	
Physics C - Elec/Mag			8	PHY 251, 252, 291, 292	8	PHY 251, 252, 291, 292	8	PHY 251, 252, 291, 292	
U. S. Gov/Politics	3	PSC 100	3	PSC 100	3	PSC 100	3	PSC 100	
Comp. Gov/Politics	3	PSC 260	3	PSC 260	3	PSC 260	3	PSC 260	
U. S. History	6	HIS 211, 212	6	HIS 211, 212	6	HIS 211, 212	6	HIS 211, 212	
European History	6	HIS 222, HIS Elective	6	HIS 222, HIS Elective	6	HIS 222, HIS Elective	6	HIS 222, HIS Elective	
Macroeconomics			3	ECO 202	3	ECO 202	3	ECO 202	
Microeconomics			3	ECO 201	3	ECO 201	3	ECO 201	
Psychology	3	PSY 121	3	PSY 121	3	PSY 121	3	PSY 121	

UNC-GA ProgAssess/InstProf.KT0017-15-2006

Notes: AP courses accepted by individual institutions are under review and are subject to change. Campus regulations constitute final authority.

* Credit or courses satisfied dependent on department evaluation.

** Course waiver or exemption; no credit.

*** Credit or courses satisfied dependent on satisfactory completion of other college course work.

Appendix A
Advanced Placement Accepted 2000-2001
University of North Carolina at Pembroke

AP Exam	Score of 3			Score of 4			Score of 5		
	Cr. Hrs.	Univ. Courses Satisfied	Cr. Hrs.	Univ. Courses Satisfied	Cr. Hrs.	Univ. Courses Satisfied	Cr. Hrs.	Univ. Courses Satisfied	
Art History	3	ART 205	3	ART 205	3	ART 205	3	ART 205	
Studio Art - Drawing	3	ART 132	3	ART 132	3	ART 132	3	ART 132	
Studio Art - General									
Music Theory	3	CMA 105	4	MUS 114, 114L	4	MUS 114, 114L	4	MUS 114, 114L	
English Lang & Comp			6	CMA 105, 106	6	CMA 105, 106	6	CMA 105, 106	
English Lit & Comp			6	CMA 105, 106	6	CMA 105, 106	6	CMA 105, 106	
Internat'l English Lang									
French Language	3	FRE 231	6	FRE 231, 232	6	FRE 231, 232	6	FRE 231, 232	
French Literature	3	FRE 321	6	FRE 321, 322	6	FRE 321, 322	6	FRE 321, 322	
German Language									
Latin/Vergil									
Latin Literature									
Spanish Language	3	SPN 231	6	SPN 231, 232	6	SPN 231, 232	6	SPN 231, 232	
Spanish Literature	3	SPN 321	6	SPN 321, 322	6	SPN 321, 322	6	SPN 321, 322	
Calculus AB	4	MAT 221	4	MAT 221	4	MAT 221	4	MAT 221	
Calculus BC	4	MAT 222	4	MAT 222	4	MAT 222	4	MAT 222	
Computer Science A									
Computer Science AB									
Statistics									
Biology	4	BIO 100, 100L	4	BIO 100, 100L	4	BIO 100, 100L	4	BIO 100, 100L	
Chemistry	4	CHM 130, 110L	4	CHM 130, 110L	4	CHM 130, 110L	4	CHM 130, 110L	
Environmental Science									
Physics B	6	PHS 150, 151	6	PHS 150, 151	6	PHS 150, 151	6	PHS 150, 151	
Physics C - Mechanics	3	PHS 200	3	PHS 200	3	PHS 200	3	PHS 200	
Physics C - Elec/Mag	3	PHS 201	3	PHS 201	3	PHS 201	3	PHS 201	
U. S. Gov/Politics									
Comp. Gov/Politics									
U. S. History	3	HST 101	3	HST 101	3	HST 101	3	HST 101	
European History	3	HST 114	3	HST 114	3	HST 114	3	HST 114	
Macroeconomics									
Microeconomics									
Psychology									

UNC-GA ProgAssess/Inst/Prof.KT0017-15-2000

Notes: AP courses accepted by individual institutions are under review and are subject to change. Campus regulations constitute final authority.

Appendix A
Advanced Placement Accepted 2000-2001
University of North Carolina at Wilmington

AP Exam	Score of 3			Score of 4			Score of 5		
	Cr. Hrs.	Univ. Courses Satisfied	Cr. Hrs	Univ. Courses Satisfied	Cr.Hrs	Univ. Courses Satisfied	Cr.Hrs	Univ. Courses Satisfied	
Art History	3	ART 201 or 202	3	ART 201 or 202	3	ART 201 or 202	3	ART 201 or 202	
Studio Art - Drawing									
Studio Art - General									
Music Theory	3	MUS 101, 101L	7	MUS 101,101L,102,102L,Lab 201	7	MUS 101,101L,102,102L,Lab 201	7	MUS 101,101L,102,102L,Lab 201	
English Lang & Comp	3	ENG 101	3	ENG 101	3	ENG 101	3	ENG 101	
English Lit & Comp	6	ENG 101, 110	6	ENG 101, 110	6	ENG 101, 110	6	ENG 101, 110	
Internat'l English Lang									
French Language	3	FRH 101	6	FRH 101, 102	6	FRH 101, 102	6	FRH 101, 102	
French Literature	3	FRH 101	6	FRH 101, 102	6	FRH 101, 102	6	FRH 101, 102	
German Language	3	GER 101	6	GER 101, 102	6	GER 101, 102	6	GER 101, 102	
Latin/Vergil	3	LAT 101	3	LAT 101	3	LAT 101	3	LAT 101	
Latin Literature			6	LAT 101, 102	6	LAT 101, 102	6	LAT 101, 102	
Spanish Language	3	SPN 101	6	SPN 101, 102	6	SPN 101, 102	6	SPN 101, 102	
Spanish Literature	3	SPN 101	6	SPN 101, 102	6	SPN 101, 102	6	SPN 101, 102	
Calculus AB	4	MAT 161	4	MAT 161	4	MAT 161	4	MAT 161	
Calculus BC	8	MAT 161, 162	8	MAT 161, 162	8	MAT 161, 162	8	MAT 161, 162	
Computer Science A	3	CSC 112	3	CSC 112	3	CSC 112	3	CSC 112	
Computer Science AB									
Statistics									
Biology	4	BIO 105	4	BIO 105	4	BIO 105	4	BIO 105	
Chemistry	4	CHM 101	8	CHM 101, 102	8	CHM 101, 102	8	CHM 101, 102	
Environmental Science									
Physics B	8	PHY 101, 102	8	PHY 101, 102	8	PHY 101, 102	8	PHY 101, 102	
Physics C - Mechanics	4	PHY 201	4	PHY 201	4	PHY 201	4	PHY 201	
Physics C - Elec/Mag	4	PHY 202	4	PHY 202	4	PHY 202	4	PHY 202	
U. S. Gov/Politics	3	PLS 101	3	PLS 101	3	PLS 101	3	PLS 101	
Comp. Gov/Politics	3	PLS 111	3	PLS 111	3	PLS 111	3	PLS 111	
U. S. History	6	HST 201, 202	6	HST 201, 202	6	HST 201, 202	6	HST 201, 202	
European History	3	HST 102	3	HST 102	3	HST 102	3	HST 102	
Macroeconomics									
Microeconomics									
Psychology	3	PSY 105	3	PSY 105	3	PSY 105	3	PSY 105	

UNC-GA ProgAssess/InstProf.KT0017-15-2000

Notes: AP courses accepted by individual institutions are under review and are subject to change. Campus regulations constitute final authority.

Appendix A
Advanced Placement Accepted 2000-2001
Western Carolina University

AP Exam	Score of 3		Score of 4		Score of 5	
	Cr. Hrs.	Univ. Courses Satisfied	Cr. Hrs.	Univ. Courses Satisfied	Cr. Hrs.	Univ. Courses Satisfied
Art History	6	ART 136, 137	6	ART 136, 137	6	ART 136, 137
Studio Art - Drawing	3	Elective*	3	Elective*	3	Elective*
Studio Art - General	3	Elective*	3	Elective*	3	Elective*
Music Theory	4	MUS 178	4	MUS 178	4	MUS 178
English Lang & Comp	3	ENGL 101	6	ENGL 101, 102	6	ENGL 101, 102
English Lit & Comp	3	ENGL 101	6	ENGL 101, 102	6	ENGL 101, 102
Internat'l English Lang						
French Language	6	FREN 132, 231	6	FREN 231, 232	6	FREN 232, 301
French Literature	3	FREN 310	3	FREN 331 or 332	3	FREN 331 or 332
German Language	6	GER 132, 231	6	GER 231, 232	6	GER 232, 301
Latin/Vergil			6	Elective*	6	Elective*
Latin Literature			6	Elective*	6	Elective*
Spanish Language	6	SPAN 132, 231	6	SPAN 231, 232	6	SPAN 232, 301
Spanish Literature	3	SPAN 310	3	SPAN 330 or 333	3	SPAN 330 or 333
Calculus AB	4	MATH 153	4	MATH 153	4	MATH 153
Calculus BC	8	MATH 153, 255	8	MATH 153, 255	8	MATH 153, 255
Computer Science A	3	CS 150	3	CS 150	3	CS 150
Computer Science AB	6	CS 150, 151	6	CS 150, 151	6	CS 150, 151
Statistics	3	MATH 170	3	MATH 170	3	MATH 170
Biology	8	BIOL 140, 141	8	BIOL 140, 141	8	BIOL 140, 141
Chemistry	8	CHEM 132, 140	8	CHEM 132, 140	8	CHEM 132, 140
Environmental Science	3	ENVH 130	3	ENVH 130	3	ENVH 130
Physics B	8	PHYS 130, 131	8	PHYS 130, 131	8	PHYS 130, 131
Physics C - Mechanics	4	PHYS 230	8	PHYS 230, 231	8	PHYS 230, 231
Physics C - Elec/Mag	4	PHYS 230	8	PHYS 230, 231	8	PHYS 230, 231
U. S. Gov/Politics	3	PSC 106	3	PSC 106	3	PSC 106
Comp. Gov/Politics	3	PSC 107	3	PSC 107	3	PSC 107
U. S. History	6	HIST 231, 232	6	HIST 231, 232	6	HIST 231, 232
European History	6	HIST 105, 222	6	HIST 105, 222	6	HIST 105, 222
Macroeconomics	3	ECON 232	3	ECON 232	3	ECON 232
Microeconomics	3	ECON 231	3	ECON 231	3	ECON 231
Psychology			3	PSY 250	3	PSY 250

UNC-GA ProgAssess/InstProf.KT001/7-15-2000

Notes: AP courses accepted by individual institutions are under review and are subject to change. Campus regulations constitute final authority.
 * Credit or courses satisfied dependent on department evaluation.

Appendix A
Advanced Placement Accepted 2000-2001
Winston-Salem State University

AP Exam	Score of 3			Score of 4			Score of 5		
	Cr. Hrs	Univ. Courses Satisfied	Cr. Hrs	Univ. Courses Satisfied	Cr. Hrs	Univ. Courses Satisfied	Cr. Hrs	Univ. Courses Satisfied	
Art History	3	ART 2301	3	ART 2301	3	ART 2301	3	ART 2301	
Studio Art - Drawing	3	ART 1311	3	ART 1311	3	ART 1311	3	ART 1311	
Studio Art - General	3	ART 1301	3	ART 1301	3	ART 1301	3	ART 1301	
Music Theory	3	MUS 1201	3	MUS 1201	3	MUS 1201	3	MUS 1201	
English Lang & Comp	3	ENG 1301	3	ENG 1301	3	ENG 1301	3	ENG 1301	
English Lit & Comp	3	ENG 2302	3	ENG 2302	3	ENG 2302	3	ENG 2302	
Internat'l English Lang									
French Language	3	FRE 2311	3	FRE 2311	3	FRE 2311	3	FRE 2311	
French Literature	3	FRE 3310	3	FRE 3310	3	FRE 3310	3	FRE 3310	
German Language	3	Foreign Language Elective	3	Foreign Language Elective	3	Foreign Language Elective	3	Foreign Language Elective	
Latin/Vergil	3	Foreign Language Elective	3	Foreign Language Elective	3	Foreign Language Elective	3	Foreign Language Elective	
Latin Literature	3	Foreign Language Elective	3	Foreign Language Elective	3	Foreign Language Elective	3	Foreign Language Elective	
Spanish Language	3	SPA 2311	3	SPA 2311	3	SPA 2311	3	SPA 2311	
Spanish Literature	3	SPA 3333	3	SPA 3333	3	SPA 3333	3	SPA 3333	
Calculus AB	3	MAT 2410	3	MAT 2410	3	MAT 2410	3	MAT 2410	
Calculus BC	3	MAT 2411	3	MAT 2411	3	MAT 2411	3	MAT 2411	
Computer Science A	3	CSC 1306	3	CSC 1306	3	CSC 1306	3	CSC 1306	
Computer Science AB	3	CSC 1310	3	CSC 1310	3	CSC 1310	3	CSC 1310	
Statistics									
Biology	3	BIO 1301	3	BIO 1301	3	BIO 1301	3	BIO 1301	
Chemistry	4	CHEM 2411	4	CHEM 2411	4	CHEM 2411	4	CHEM 2411	
Environmental Science									
Physics B	4	PHY 2421	4	PHY 2421	4	PHY 2421	4	PHY 2421	
Physics C - Mechanics	4	PHY 2422	4	PHY 2422	4	PHY 2422	4	PHY 2422	
Physics C - Elec/Mag	4	PHY Elective	4	PHY Elective	4	PHY Elective	4	PHY Elective	
U. S. Gov/Politics	3	POS 2311	3	POS 2311	3	POS 2311	3	POS 2311	
Comp. Gov/Politics	3	POS 3338	3	POS 3338	3	POS 3338	3	POS 3338	
U. S. History	3	HIS 2307	3	HIS 2307	3	HIS 2307	3	HIS 2307	
European History	3	HIS 1302	3	HIS 1302	3	HIS 1302	3	HIS 1302	
Macroeconomics	3	ECO 2312	3	ECO 2312	3	ECO 2312	3	ECO 2312	
Microeconomics	3	ECO 2311	3	ECO 2311	3	ECO 2311	3	ECO 2311	
Psychology	3	PSY 2301	3	PSY 2301	3	PSY 2301	3	PSY 2301	

UNC-GA ProgAssess/InstProf.KT0017-15-2000

Notes: AP courses accepted by individual institutions are under review and are subject to change. Campus regulations constitute final authority.

Minimum Scores on AP Exams Required for Course Credit at University of North Carolina Institutions (2000-2001)

AP Exam	ASU	ECU	ECSU	FSU	NCA&TNCCU	NCSA	NCSU	UNC-A	UNC-CH	UNC-C	UNC-G	UNC-P	UNC-W	WCU	WSSU	#Accepting Course
Art History	3	3	3	3	3	3	3	3	4	3	4	3	3	3	3	16
Studio Art - Drawing	4	-	-	3	3	3	3	3	3	3	3	3	-	3	3	12
Studio Art - General	4	-	-	3	3	3	3	3	3	3	3	-	-	3	3	11
Music Theory	3	4	3	3	3	3	3	3	3	3	3	4	3	3	3	15
English Lang & Comp	3	3	3	3	3	3	4	4	4	3	3	3	3	3	3	16
English Lit & Comp	3	3	3	3	3	3	4	4	5	4	3	4	3	3	3	16
Internat'l English Lang	-	-	-	-	-	-	3	-	-	-	-	-	-	-	-	1
French Language	3	3	3	3	3	3	4	3	3	3	3	3	3	3	3	16
French Literature	3	-	3	3	3	3	4	3	3	3	3	3	3	3	3	15
German Language	3	3	-	3	3	3	4	3	3	3	3	-	3	3	3	14
Latin/Vergil	3	3	-	3	3	3	4	3	3	3	3	-	3	4	3	13
Latin Literature	3	-	-	3	3	3	4	3	3	-	3	-	4	4	3	12
Spanish Language	3	3	3	3	3	3	4	3	3	3	3	3	3	3	3	16
Spanish Literature	3	-	3	3	3	3	4	3	3	3	3	3	3	3	3	15
Calculus AB	3	3	3	3	3	3	3	3	3	3	3	3	3	3	3	16
Calculus BC	3	3	3	3	3	3	2	3	3	3	3	3	3	3	3	16
Computer Science A	3	3	-	3	3	3	3	3	5	3	4	-	3	3	3	13
Computer Science AB	3	3	3	3	3	3	3	3	4	3	3	-	3	3	3	13
Statistics	4	3	3	3	3	3	3	3	3	3	3	-	-	3	3	12
Biology	3	3	3	3	3	3	3	3	3	3	3	3	3	3	3	16
Chemistry	3	3	3	3	3	3	3	3	3	3	3	3	3	3	3	16
Environmental Science	3	-	3	3	3	3	3	3	-	3	3	-	-	3	3	8
Physics B	3	3	3	3	3	3	3	3	4	3	4	3	3	3	3	16
Physics C - Mechanics	3	3	3	3	3	3	3	3	3	3	4	3	3	3	3	15
Physics C - Elec/Mag	3	3	3	3	3	3	-	3	3	3	4	3	3	3	3	15
U. S. Gov/Politics	3	3	3	3	3	3	3	3	3	3	4	3	3	3	3	15
Comp. Gov/Politics	3	3	-	3	3	3	3	3	4	3	3	-	3	3	3	14
U. S. History	3	3	3	3	3	3	3	3	4	3	3	3	3	3	3	16
European History	3	3	3	3	3	3	3	3	4	3	3	3	3	3	3	16
Macroeconomics	3	4	-	3	3	3	3	3	3	3	3	-	-	3	3	13
Microeconomics	3	4	-	3	3	3	3	3	3	3	4	-	-	3	3	13
Psychology	3	3	3	3	3	3	3	3	4	3	3	-	3	4	3	15
No. Courses Accepted	31	25	22	29	31	24	32	31	30	28	30	18	24	31	29	

UNC-GA ProgAssess/InstProf.JT002.K/7-15-00

Notes: AP courses accepted by individual institutions are under review and are subject to change. Information shown in this publication is in abbreviated form. Campus regulations constitute final authority.

Appendix C
Fall Semester Enrollment at University of North Carolina Institutions, 1999

Institution	Undergraduate										Graduate/		
	Male	Female	Full-Time	Part-Time	Black	White	Amer. Indian	Other Races	In-State	Out-of-State	Total	First Prof.*	Total Enrollment
ASU	5,542	5,691	10,456	777	324	10,611	42	256	9,891	1,342	11,233	917	12,150
ECU	6,344	8,810	13,828	1,326	2,016	12,264	96	778	12,927	2,227	15,154	3,069	18,223
ECSU	725	1,220	1,742	203	1,469	442	1	33	1,754	191	1,945	-	1,945
FSU	1,244	2,272	2,914	602	2,771	553	32	160	3,129	387	3,516	829	4,345
NCA&T	3,142	3,440	5,873	709	6,088	356	20	118	5,432	1,150	6,582	860	7,442
NCCU	1,461	2,481	3,162	780	3,573	237	8	124	3,466	476	3,942	1,499	5,441
NCSA	443	284	697	30	56	617	3	51	358	369	727	67	794
NCSU	12,600	8,654	17,559	3,695	2,181	17,252	144	1,677	19,399	1,855	21,254	5,673	26,927
UNC-A	1,307	1,818	2,368	757	95	2,869	13	148	2,793	332	3,125	39	3,164
UNC-CH	6,063	9,292	14,552	803	1,716	12,453	108	1,078	12,623	2,732	15,355	8,689	24,044
UNC-C	6,513	7,643	10,544	3,612	2,518	10,331	69	1,238	12,474	1,682	14,156	2,688	16,844
UNC-G	3,470	6,816	8,448	1,838	1,852	7,628	41	765	9,208	1,078	10,286	2,712	12,998
UNC-P	1,086	1,624	2,164	546	472	1,476	647	115	2,622	88	2,710	256	2,966
UNC-W	3,679	5,388	7,944	1,123	464	8,231	63	309	7,845	1,222	9,067	690	9,757
WCU	2,561	2,791	4,854	498	277	4,838	101	136	4,958	394	5,352	1,001	6,353
WSSU	919	1,760	2,227	452	2,264	368	4	43	2,494	185	2,679	-	2,679
UNC Total	57,099	69,984	109,332	17,751	28,136	90,526	1,392	7,029	111,373	15,710	127,083	28,989	156,072

UNC-GA ProgAssess/InstProf.AT003.K7-15-2000

*First professional includes law, dentistry, veterinary medicine, medicine, and pharmacy.

Appendix D
Estimated Annual Student Costs for University of North Carolina Institutions, 1999-2000

Institution	Tuition		Fees	Room*	Board**	Books	Other Expenses		Total Student Budget	
	In-State	Out-of-State					In-State	Out-of-State	In-State	Out-of-State
ASU	\$962	\$8,232	\$870	\$1,960	\$1,610	\$450	\$2,000	\$2,000	\$7,852	\$15,122
ECU	\$992	\$8,558	\$1,006	\$2,050	\$2,170	\$750	\$1,630	\$1,630	\$8,598	\$16,164
ECSU	\$806	\$7,224	\$825	\$2,352	\$1,546	\$400	\$1,644	\$1,844	\$7,573	\$14,191
FSU	\$962	\$8,232	\$580	\$2,100	\$1,700	\$350	\$1,860	\$3,110	\$7,552	\$16,072
NCA&T	\$962	\$8,232	\$907	\$2,460	\$1,530	\$700	\$2,345	\$3,489	\$8,904	\$17,318
NCCU	\$962	\$8,232	\$925	\$2,250	\$1,654	\$800	\$2,095	\$2,095	\$8,686	\$15,956
NCSA	\$1,497	\$10,125	\$930	\$2,315	\$2,147	\$800	\$1,751	\$2,363	\$9,440	\$18,680
NCSU	\$1,528	\$10,694	\$886	\$2,270	\$2,278	\$700	\$1,400	\$1,700	\$9,062	\$18,528
UNC-A	\$806	\$7,424	\$1,083	\$1,930	\$2,140	\$700	\$1,903	\$2,400	\$8,562	\$15,677
UNC-CH	\$1,528	\$10,694	\$786	\$2,460	\$2,820	\$700	\$1,650	\$2,150	\$9,944	\$19,610
UNC-C	\$962	\$8,232	\$954	\$1,996	\$2,170	\$800	\$2,970	\$2,970	\$9,852	\$17,122
UNC-G	\$1,086	\$9,540	\$1,050	\$2,164	\$1,900	\$688	\$1,912	\$1,912	\$8,800	\$17,254
UNC-P	\$962	\$8,232	\$744	\$1,758	\$1,600	\$650	\$1,626	\$1,626	\$7,340	\$14,610
UNC-W	\$962	\$8,232	\$1,092	\$2,720	\$1,936	\$700	\$2,422	\$2,538	\$9,832	\$17,218
WCU	\$962	\$8,232	\$968	\$1,540	\$1,840	\$427	\$1,638	\$2,052	\$7,375	\$15,059
WSSU	\$806	\$7,224	\$858	\$1,893	\$1,610	\$900	\$2,500	\$2,500	\$8,567	\$14,985

UNC-GA ProgAssess/InstProf.AT002.K7-15-00

* Represents double occupancy.

** Represents full meal plan.

Appendix E
Freshman Class Profiles, Fall 1999

Institution	Number of Freshmen*	High School Class Rank				Combined Recentered SAT Score									
		Top 10%	Next 10%	Next 30%	Bottom Half	1200 or Greater	1100-1199	1000-1099	900-999	800-899	700-799	700 or Less			
ASU	2,049	323	509	1,073	144	432	527	628	360	84	15	3			
Percent		15.8%	24.8%	52.4%	7.0%	21.1%	25.7%	30.6%	17.6%	4.1%	0.7%	0.1%			
ECU	2,859	314	518	1,491	536	205	438	845	952	408	10	1			
Percent		11.0%	18.1%	52.2%	18.7%	7.2%	15.3%	29.6%	33.3%	14.3%	0.3%	0.0%			
ECSU	366	20	22	106	218	4	11	28	54	97	113	59			
Percent		5.5%	6.0%	29.0%	59.6%	1.1%	3.0%	7.7%	14.8%	26.5%	30.9%	16.1%			
FSU	735	41	75	276	343	8	37	110	113	196	186	85			
Percent		5.6%	10.2%	37.6%	46.7%	1.1%	5.0%	15.0%	15.4%	26.7%	25.3%	11.6%			
NCA&T	1,153	84	118	448	503	18	75	175	303	338	230	14			
Percent		7.3%	10.2%	38.9%	43.6%	1.6%	6.5%	15.2%	26.3%	29.3%	19.9%	1.2%			
NCCU	541	23	36	187	295	7	28	52	105	183	131	35			
Percent		4.3%	6.7%	34.6%	54.5%	1.3%	5.2%	9.6%	19.4%	33.8%	24.2%	6.5%			
NCSA	87	17	14	35	21	27	20	19	14	3	2	2			
Percent		19.5%	16.1%	40.2%	24.1%	31.0%	23.0%	21.8%	16.1%	3.4%	2.3%	2.3%			
NCSU	2,925	1,050	898	907	70	1,213	951	538	189	34	0	0			
Percent		35.9%	30.7%	31.0%	2.4%	41.5%	32.5%	18.4%	6.5%	1.2%	0.0%	0.0%			
UNC-A	408	88	125	193	2	150	101	125	30	2	0	0			
Percent		21.6%	30.6%	47.3%	0.5%	36.8%	24.8%	30.6%	7.4%	0.5%	0.0%	0.0%			
UNC-CH	3,371	2,306	671	333	61	2,162	715	344	119	30	1	0			
Percent		68.4%	19.9%	9.9%	1.8%	64.1%	21.2%	10.2%	3.5%	0.9%	0.0%	0.0%			
UNC-C	2,012	261	453	1,079	219	228	372	599	525	281	7	0			
Percent		13.0%	22.5%	53.6%	10.9%	11.3%	18.5%	29.8%	26.1%	14.0%	0.3%	0.0%			
UNC-G	1,756	240	352	926	238	253	306	461	473	207	44	12			
Percent		13.7%	20.0%	52.7%	13.6%	14.4%	17.4%	26.3%	26.9%	11.8%	2.5%	0.7%			
UNC-P	425	45	70	169	141	12	40	72	122	120	53	6			
Percent		10.6%	16.5%	39.8%	33.2%	2.8%	9.4%	16.9%	28.7%	28.2%	12.5%	1.4%			
UNC-W	1,475	263	405	708	99	211	438	543	256	24	3	0			
Percent		17.8%	27.5%	48.0%	6.7%	14.3%	29.7%	36.8%	17.4%	1.6%	0.2%	0.0%			
WCU	1,060	90	116	426	428	94	128	254	307	258	19	0			
Percent		8.5%	10.9%	40.2%	40.4%	8.9%	12.1%	24.0%	29.0%	24.3%	1.8%	0.0%			
WSSU	429	13	25	193	198	2	13	27	68	150	148	21			
Percent		3.0%	5.8%	45.0%	46.2%	0.5%	3.0%	6.3%	15.9%	35.0%	34.5%	4.9%			
UNC Total	21,651	5,178	4,407	8,550	3,516	5,026	4,200	4,820	3,990	2,415	962	238			
Percent		23.9%	20.4%	39.5%	16.2%	23.2%	19.4%	22.3%	18.4%	11.2%	4.4%	1.1%			

UNC-GA ProgAssess/InstProf.AT001.K/7-15-00

*Includes only freshmen with both high school class rank and SAT scores.

Appendix F. What Students Need to Know about UNC Minimum Course Requirements

At its April 2000 meeting, the Board of Governors of the University of North Carolina acted to phase in two increases in its minimum course requirements for undergraduate admission. The *current requirements* continue until fall 2004, when the first increase is phased in: 2 course units of a *second language*. Then, in fall 2006, the second increase goes into effect: a 4th unit of *mathematics*. (These requirements are detailed on p. ii.) Individual UNC institutions may require *additional courses*, as indicated in each institution's profile in this publication and at the *PATHWAYS* web site: *NCMentor.org*.

The implementation schedule for the new requirements means that students in grades 6-12 in the 2000-01 school year will face *different course requirements* when they are ready to seek university admission. The requirements that each class will have to meet are shown below:

Student's Grade in 2000-01	Anticipated Year of High School Graduation	Requirements for Undergraduate Admission to a UNC Institution
12	2000-01	As <i>currently exist</i> (see p. ii)
11	2001-02	As <i>currently exist</i> (see p. ii)
10	2002-03	As <i>currently exist</i> (see p. ii)
9	2003-04	<i>Current plus 2 units of a second language</i>
8	2004-05	<i>Current plus 2 units of a second language</i>
7	2005-06	<i>Current plus 2 units of a second language and a 4th unit of mathematics</i>
6	2006-07	<i>Current plus 2 units of a second language and a 4th unit of mathematics</i>

Thus, students currently in grades 10-12 in the 2000-01 school year (and entering a UNC institution *before fall 2004*) will **not** be affected by the increases. Students currently in grades 8 and 9 (and entering a UNC institution *before fall 2006*) will need to have completed two or more units of a *second language*. And students currently in grades 6 and 7 (and entering a UNC institution *during fall 2006 or later*) will need to have completed two or more units of a *second language and* a fourth unit of *mathematics*.

The Board took this action to ensure that freshmen have a strong chance of completing a baccalaureate degree. A study of 1997-98 North Carolina public high school seniors who enrolled at a UNC institution in the fall of 1998 found significant differences in performance among those students who met only the current minimum course requirements, those who met only the additional *second language requirement*, and those who met both the additional *second language requirement and* the additional fourth unit of *mathematics requirement*. Here is a summary of the study's findings:

Courses Taken	Freshman-to-Sophomore Retention Rate	First-Year Grade Point Average	Placement in Remedial English or Mathematics
Only those currently required	66.7%	1.71	42.7%
Those currently required plus 2 units of a <i>second language</i>	75.5%	1.96	31.6%
Those currently required plus 2 units of a <i>second language and</i> a 4 th unit of <i>mathematics</i>	81.8%	2.28	17.0%

Students who took more than two units of a *second language* or more than four units of *mathematics* performed even better. The study also revealed that 95 percent of the freshmen at UNC institutions had already completed two or more units of a *second language*, and 81 percent had already completed four or more units of *mathematics*. Thus, students who decide to meet the Board's fall 2004 or fall 2006 requirements before they are required to do so *will take an important step in becoming more competitive when they enroll in college. They need not wait until requirements are in effect.*

Appendix G

Freshman Applications for the Constituent Institutions of The University of North Carolina

All the constituent institutions of The University of North Carolina require the completion of the Minimum Course Requirements, as described on Page ii of this manual. Please note that some campuses may require additional courses above the minimum requirements.

The **North Carolina *PATHWAYS*** program provides online an application for all of the sixteen constituent campuses of The University of North Carolina including:

- Appalachian State University
- East Carolina University
- Elizabeth City State University
- Fayetteville State University
- North Carolina Agricultural & Technical State University
- North Carolina Central University
- North Carolina School of the Arts
- North Carolina State University
- University of North Carolina at Asheville
- University of North Carolina at Chapel Hill
- University of North Carolina at Charlotte
- University of North Carolina at Greensboro
- University of North Carolina at Pembroke
- University of North Carolina at Wilmington
- Western Carolina University
- Winston-Salem State University

The applications for each of the campuses can be found within the **North Carolina *PATHWAYS*** web site on **NC Mentor** at <https://secure.ncmentor.org/Online/>. Instructions for completing and submitting an application are provided in detail on the web site.

Appendix H
Active Academic Degree Programs
The University of North Carolina, 2000-2001

Academic Degree Program Title	ASU	ECU	ECSU	FSU	NCAT	NCCU	NCSA	NCSU	UNCA	UNCH	UNCC	UNCG	UNCP	UNCW	WCU	WSSU
Agricultural Business and Production																
Agricultural and Food Products Processing Operations and Mgmt.	-	-	-	-	-	-	-	A	-	-	-	-	-	-	-	-
Agricultural Animal Husbandry and Production Management	-	-	-	-	-	-	-	A	-	-	-	-	-	-	-	-
Agricultural Business and Management, General	-	-	-	-	-	-	-	A	-	-	-	-	-	-	-	-
Agricultural Business/Agribusiness Operations	-	-	-	BM	-	-	-	B	-	-	-	-	-	-	-	-
Agricultural Economics	-	-	-	-	-	-	-	M	-	-	-	-	-	-	-	-
Crop Production Operations and Management	-	-	-	-	-	-	-	A	-	-	-	-	-	-	-	-
Landscaping Operations and Management	-	-	-	-	-	-	-	A	-	-	-	-	-	-	-	-
Turf Management	-	-	-	-	-	-	-	A	-	-	-	-	-	-	-	-
Agricultural Sciences																
Agricultural Animal Health	-	-	-	-	M	-	-	-	-	-	-	-	-	-	-	-
Agricultural Extension	-	-	-	-	-	-	-	BM	-	-	-	-	-	-	-	-
Agriculture/Agricultural Sciences, General	-	-	-	B	-	-	-	A	-	-	-	-	-	-	-	-
Agromony and Crop Science	-	-	-	M	-	-	-	BMD	-	-	-	-	-	-	-	-
Animal Sciences, General	-	-	-	B	-	-	-	BMD	-	-	-	-	-	-	-	-
Animal Sciences, Other	-	-	-	B	-	-	-	-	-	-	-	-	-	-	-	-
Food Sciences and Technology	-	-	-	-	-	-	-	BMD	-	-	-	-	-	-	-	-
Horticulture Science	-	-	-	-	-	-	-	BMD	-	-	-	-	-	-	-	-
Plant Protection (Pest Management)	-	-	-	-	-	-	-	A	-	-	-	-	-	-	-	-
Poultry Science	-	-	-	-	-	-	-	BM	-	-	-	-	-	-	-	-
Soil Sciences	-	-	-	-	-	-	-	MD	-	-	-	-	-	-	-	-
Architecture and Related Programs																
Architectural Environmental Design	-	-	-	-	-	-	-	D	-	-	-	-	-	-	-	-
Architecture	-	-	-	-	-	-	-	BM	-	-	BM	-	-	-	-	-
City/Urban, Community and Regional Planning	B	B	-	-	-	-	-	-	-	MD	-	-	-	-	-	-
Landscape Architecture	-	-	-	B	-	-	-	BM	-	-	-	-	-	-	-	-
Area, Ethnic and Cultural Studies																
Afro-American (Black) Studies	-	-	-	-	-	-	-	-	-	B	B	-	-	-	-	-
American Indian/Native American Studies	-	-	-	-	-	-	-	-	-	-	-	-	B	-	-	-
American Studies/Civilization	-	-	-	-	-	-	-	-	-	B	-	-	B	-	-	-
Area Studies, Other	M	-	-	-	-	-	-	-	-	-	-	-	-	-	-	-
Area, Ethnic and Cultural Studies, Other	-	M	-	-	-	-	-	-	-	B	B	-	-	-	-	-
Asian Studies	-	-	-	-	-	-	-	-	-	B	-	-	-	-	-	-
Latin American Studies	-	-	-	-	-	-	-	-	-	B	-	-	-	-	-	-
Russian and Slavic Area Studies	-	-	-	-	-	-	-	-	-	BM	-	-	-	-	-	-
Women's Studies	-	B	-	-	-	-	-	-	-	B	-	-	B	-	-	-
Biological Sciences/Life Sciences																
Biochemistry	-	B	-	-	-	-	-	BMD	-	-	-	B	-	-	-	-
Biological Immunology	-	-	-	-	-	-	-	MD	-	-	-	-	-	-	-	-
Biological Sciences/Life Sciences, Other	-	D	-	-	-	-	-	-	-	-	-	-	-	-	-	-
Biology, General	BM	BM	B	ABM	BM	BM	-	B	B	BMD	BMD	BM	B	BM	BM	B
Biometrics	-	-	-	-	-	-	-	MD	-	MD	-	-	-	-	-	-
Botany, General	-	-	-	-	-	-	-	BMD	-	-	-	-	-	-	-	-
Ecology	B	-	-	-	-	-	-	MD	-	MD	-	-	-	-	-	-
Entomology	-	-	-	-	-	-	-	MD	-	MD	-	-	-	-	-	-
Genetics, Plant and Animal	-	-	-	-	-	-	-	MD	-	MD	-	-	-	-	-	-
Marine/Aquatic Biology	-	-	-	-	-	-	-	MD	-	MD	-	-	-	-	-	-
Microbiology/Bacteriology	-	-	-	-	-	-	-	BMD	-	-	-	-	-	BM	-	-
Miscellaneous Biological Specializations, Other	-	-	-	-	-	-	-	MD	-	-	-	-	-	-	-	-
Molecular Biology	M	-	-	-	-	-	-	MD	-	-	-	-	-	-	-	B
Nutritional Sciences	M	-	-	-	-	-	-	MD	-	-	-	-	-	-	-	-
Pathology, Human and Animal	-	-	-	-	-	-	-	MD	-	MD	-	-	-	-	-	-
Pharmacology, Human and Animal	-	-	-	-	-	-	-	-	-	MD	-	-	-	-	-	-

Key: A=associate degree; B=baccalaureate degree; M=master's degree; I=intermediate, certificate of advanced graduate study, or educational specialist degree; P=first professional degree; and D=doctoral degree.

Appendix H
Active Academic Degree Programs
The University of North Carolina, 2000-2001

Academic Degree Program Title	ASU	ECU	ECSU	FSU	NCAT	NCCU	NCSA	NCSU	UNCA	UNCH	UNCC	UNCG	UNCP	UNCW	WCU	WSSU
Physiology, Human and Animal								MD		MD						
Plant Pathology								MD								
Toxicology								MD								
Zoology, General								BMD								
Business Management and Administrative Services																
Accounting	BM	BM	B	B	B	B		BM	B	M	BM	BM	B	BM	BM	B
Accounting, Other	B															
Business Administration and Management, General	BM	BM	B	ABM	B	BM		BM	B	BMD	BM	BM	BM	BM	BM	B
Business Administration and Management, Other																
Business Marketing and Marketing Management	B	B		B	B						B		B	B	B	B
Business/Managerial Economics											BM	BM		B	B	B
Finance, General	B	B		B	B						B	B		B	B	B
Hospitality/Administration Management																
Hotel/Motel and Restaurant Management	B	B								B					M	
Human Resources Management																
Information Processing/Data Entry Technician																
Insurance and Risk Management	B										B	B				
International Business																
Logistics and Materials Management																
Management Information Systems and Business Data Processing, General	B	B									B	BM		B	B	B
Operations Management and Supervision									B		B					
Communications																
Advertising	B															
Broadcast Journalism		B			B											
Communications, General	B									BMD	B				B	
Journalism																
Journalism and Mass Communication, Other																
Mass Communications									B							B
Public Relations and Organizational Communications	B				B					BMD	B	B				B
Radio and Television Broadcasting	B				B											
Computer and Information Sciences																
Computer and Information Sciences, General												D				
Computer Programming																
Computer Science	BM	BM	B	AB	BM	B		BMD	B	MD	BM	BM	B	B	B	B
Computer Systems Analysis								M								
Information Sciences and Systems						M				M						
Conservation and Renewable Natural Resources																
Environmental Science/Studies									B	BMD				B		
Forest Management									B							
Forestry, General																
Natural Resources Conservation, General																
Natural Resources Management and Policy																B
Wood Science and Pulp/Paper Technology																
Education																
Adult and Continuing Education Administration	M															
Agricultural Teacher Education (Vocational)								MD								
Art Teacher Education	B	BM	B	B	B	B		BM			B	B	BM	B	B	B
Biology Teacher Education	BM		B	B	BM	BM							BM	B	M	
Business Teacher Education (Vocational)	B	B	B	B	B											
Chemistry Teacher Education	B		B		BM	BM										
College/Postsecondary Student Counseling and Personnel Services	M				M	M		M				MID	M	B	M	M
Community and Junior College Administration																

Key: A=associate degree; B=baccalaureate degree; M=master's degree; P=first professional degree; P=first professional degree; and D=doctoral degree.

Appendix H
Active Academic Degree Programs
The University of North Carolina, 2000-2001

Academic Degree Program Title	ASU	ECU	ECSU	FSU	NCAT	NCCU	NCSA	NCSU	UNCA	UNCH	UNCC	UNCG	UNCP	UNCW	WCU	WSSU
Counselor Education Counseling and Guidance Services	M	MI	-	-	M	M	-	MD	-	M	M	MID	M	-	M	-
Curriculum and Instruction	M	-	-	-	M	M	-	MD	-	MD	M	MD	-	M	-	-
Drama and Dance Teacher Education	B	B	-	-	-	B	-	-	-	BM	B	BM	-	-	-	-
Education Administration and Supervision, General	ID	ID	-	D	-	-	-	MD	-	D	ID	ID	-	-	ID	-
Education of the Blind and Visually Handicapped	-	-	-	-	-	M	-	-	-	-	-	-	-	-	-	-
Education of the Deaf and Hearing Impaired	-	-	-	-	-	-	-	-	-	-	-	B	-	-	-	-
Education of the Emotionally Handicapped	-	B	-	M	-	M	-	M	-	-	M	-	B	-	M	-
Education of the Gifted and Talented	-	-	-	-	-	-	-	-	-	-	M	-	-	-	M	-
Education of the Mentally Handicapped	BM	BM	B	M	M	M	-	M	-	M	BM	-	B	B	M	B
Education of the Specific Learning Disabled	BM	BM	B	M	M	M	-	B	-	M	M	-	B	B	M	B
Education, General	-	-	-	-	-	-	-	-	-	MD	-	-	-	-	-	-
Educational Assessment, Testing and Measurement	-	-	-	-	-	-	-	D	-	-	-	MD	-	-	-	-
Educational Evaluation and Research	-	-	-	-	-	-	-	-	-	-	-	-	-	-	-	-
Educational Psychology	-	-	-	-	-	-	-	-	-	M	-	-	-	-	-	-
Educational Supervision	-	M	-	-	-	-	-	-	-	-	-	M	-	-	M	-
Educational/Instructional Media Design	M	M	-	-	M	M	-	M	-	M	M	-	-	M	M	-
Elementary Teacher Education	BM	BM	BM	BM	BM	BM	-	M	-	BM	BM	BM	BM	BM	BM	BM
Elementary, Middle and Secondary Education Administration	M	M	-	M	M	M	-	M	-	M	M	M	M	M	M	-
English Teacher Education	BM	BM	B	B	BM	BM	-	BM	-	-	BM	BM	BM	B	BM	B
French Language Teacher Education	B	B	-	-	B	B	-	B	-	-	B	B	-	B	B	-
General Teacher Education, Other	-	-	-	M	-	M	-	-	-	M	-	-	-	-	-	-
German Language Teacher Education	-	B	-	-	-	-	-	-	-	-	-	B	-	-	B	-
Health Occupations Teacher Education (Vocational)	-	-	-	-	-	-	-	BM	-	-	-	B	-	-	-	-
Health Teacher Education	B	BM	-	B	-	B	-	-	-	-	-	B	-	-	-	-
Higher Education Administration	MI	-	-	-	-	-	-	-	-	-	-	-	-	-	-	-
History Teacher Education	BM	M	B	-	BM	BM	-	MD	-	-	M	M	-	-	-	-
Home Economics Teacher Education (Vocational)	BM	B	-	-	B	BM	-	-	-	-	B	M	-	B	-	-
Jr./High/Intermediate/Middle Sch. Teacher Ed.	BM	BM	B	BM	M	BM	-	BM	-	BM	-	BM	BM	BM	BM	B
Marketing Operations Teacher Ed./Mkt. & Distribution Teacher Ed. (Voc.)	B	B	-	B	-	B	-	B	-	-	-	-	-	-	-	-
Mathematics Teacher Education	BM	BM	B	B	BM	BM	-	BMD	-	-	BM	BMD	BM	B	BM	B
Music Teacher Education	BM	BM	B	B	B	B	-	-	-	-	-	B	BM	B	B	B
Physical Education Teaching and Coaching	BM	BM	B	B	BM	BM	-	-	-	-	-	-	-	-	-	-
Physics Teacher Education	B	B	-	B	B	B	-	-	-	-	-	-	-	-	-	-
Pre-Elementary/Early Childhood/Kindergarten Teacher Education	BM	B	-	B	B	B	-	-	-	BM	BM	BM	B	B	B	B
Reading Teacher Education	M	M	-	-	M	-	-	M	-	-	M	-	M	M	-	-
Science Teacher Education, General	-	BM	-	-	-	-	-	BMD	-	-	-	M	BM	-	B	-
Secondary Teacher Education	-	-	-	-	-	-	-	-	-	-	-	-	-	-	-	-
Social Science Teacher Education	M	-	-	B	-	-	-	M	-	-	-	B	-	M	-	-
Social Studies Teacher Education	B	BM	-	-	-	-	-	BM	-	-	-	BM	BM	-	B	B
Spanish Language Teacher Education	B	B	-	B	B	B	-	B	-	-	B	B	B	B	B	B
Special Education, General	BM	-	-	-	B	-	-	M	-	M	M	M	-	M	B	-
Special Education, Other	-	M	-	-	-	-	-	-	-	-	M	-	-	-	-	-
Speech Teacher Education	-	-	-	-	-	-	-	-	-	-	-	BM	-	-	-	-
Teacher Education, Multiple Levels	-	-	-	-	-	-	-	-	-	-	-	-	-	-	-	-
Teacher Education, Specific Academic and Vocational Programs, Other	B	M	-	-	-	-	-	-	-	-	M	M	-	B	-	-
Teaching English as a Second Language/Foreign Language	-	-	-	-	-	-	-	-	-	-	-	-	-	-	-	-
Technical Teacher Education (Vocational)	-	M	-	-	M	-	-	MD	-	-	M	-	-	-	-	-
Technology Teacher Education/Industrial Arts Teacher Education	BM	-	B	-	BM	-	-	BMD	-	-	-	-	-	-	B	-
Trade and Industrial Teacher Education (Vocational)	-	-	-	-	B	-	-	-	-	-	-	-	-	-	-	-
Engineering																
Aerospace, Aeronautical and Astronautical Engineering	-	-	-	-	-	-	-	BMD	-	-	-	-	-	-	-	-
Agricultural Engineering	-	-	-	-	B	-	-	BMD	-	-	-	-	-	-	-	-
Architectural Engineering	-	-	-	-	BM	-	-	-	-	-	-	-	-	-	-	-
Chemical Engineering	-	-	-	-	BM	-	-	-	-	-	-	-	-	-	-	-
Civil Engineering, General	-	-	-	-	BM	-	-	BMD	-	-	BM	-	-	-	-	-
Civil Engineering, Other	-	-	-	-	-	-	-	B	-	-	-	-	-	-	-	-

Key: A=associate degree; B=baccalaureate degree; M=master's degree; I=intermediate, certificate of advanced graduate study, or educational specialist degree; P=first professional degree; and D=doctoral degree.

Appendix H
Active Academic Degree Programs
The University of North Carolina, 2000-2001

Academic Degree Program Title	ASU	ECU	ECSU	FSU	NCAT	NCCU	NCSA	NCSU	UNCA	UNCH	UNCC	UNCG	UNCP	UNCW	WCU	WSSU
Computer Engineering								BMD								
Electrical, Electronics and Communication Engineering					BMD			BMD			B					
Engineering Physics					B						BMD					
Engineering, General					M			BM			M					
Engineering, Other								B			M					
Engineering/Industrial Management								B								
Environmental/Environmental Health Engineering								B								
Industrial/Manufacturing Engineering					BMD			BMD								
Material Engineering								BMD								
Materials Science									MD							
Mechanical Engineering					BMD			BMD			BMD					
Nuclear Engineering								BMD								
Textile Sciences and Engineering								BMD								
Engineering-Related Technologies																
Civil Engineering/Civil Tech./Technician											B					
Computer Engineering Tech./Technician																
Electrical, Electronic and Communications Engin. Tech./Technician		BM			B						B					
Engineering-Related Technol./Technicians, Other		B			B											
Industrial Production Technol./Technicians, Other		B														
Industrial/Manufacturing Tech./Technician		BM	B		BM						B				BM	
Mechanical Engineering/Mechanical Tech./Technician											B					
English Language and Literature/Letters																
Comparative Literature										BMD						
English Creative Writing								B				M				
English Language and Literature, General		BM	B	ABM	B	BM		BM	B	BMD	BM	BMD	B	BM	BM	B
English Language and Literature/Letters, Other					M											
English Technical and Business Writing								M								
Speech and Rhetorical Studies		B			B							BM				
Foreign Languages and Literatures																
Classics and Classical Languages and Literatures																
East European Languages and Literatures, Other									B	BMD		B				
French Language and Literature		B				B		B	B	BMD	B	B		B		
German Language and Literature		B						B	B	BMD	B	B		B		
Linguistics										BMD						
Romance Languages and Literatures, Other		M								BMD						
Spanish Language and Literature		B	B	AB	B	B		B	B	BMD		M		B	B	B
Health Professions and Related Sciences																
Alcohol/Drug Abuse Counseling			M													
Audiology/Hearing Sciences										M						
Communication Disorders, General						M									BM	
Cytotechnologist		BM								A						
Dental Assistant										A						
Dental Clinical Sciences/Graduate Dentistry (M.S., Ph.D.)										MD						
Dental Hygienist										AB						
Dentistry (D.D.S., D.M.D.)										P						
Emergency Medical Tech./Technician										B					B	
Environmental Health										B					B	
Epidemiology										MD						
Health and Medical Administrative Services, Other															M	
Health and Medical Biostatistics										BMD						
Health System/Health Services Administration		B								BMD	M	M			B	
Medical Biochemistry			D							MD						
Medical Cell Biology			D							MD						

Key: A=associate degree; B=baccalaureate degree; M=master's degree; I=intermediate, certificate of advanced graduate study, or educational specialist degree; P=first professional degree; and D=doctoral degree.

Appendix H
Active Academic Degree Programs
The University of North Carolina, 2000-2001

Academic Degree Program Title	ASU	ECU	ECSU	FSU	NCAT	NCCU	NCSA	NCSU	UNCA	UNCH	UNCC	UNCG	UNCP	UNCW	WCU	WSSU
Medical Genetics												M				
Medical Microbiology		D								MD						
Medical Neurobiology										D						
Medical Pharmacology and Pharmaceutical Sciences		D								MD						
Medical Physics/Biophysics		D														
Medical Physiology		D														
Medical Radiologic Tech./Technician										AB						
Medical Records Administration		B						B		B	B	B	B	B	B	B
Medical Technology		B								MD						
Medical Toxicology										P						
Medicine (M.D.)										MD						
Movement Therapy																
Music Therapy		BM														
Nuclear Medical Tech./Technician										A						
Nursing (R.N. Training)						B				B	B	B	B	B	B	B
Nursing Science (Post-R.N.)										D		BM				
Nursing, Family Practice (Post-R.N.)														M		
Nursing, Other		M								M	M					
Nursing, Public Health (Post-R.N.)										M						
Occupational Health and Industrial Hygiene										M						
Occupational Therapy		BM								P						
Pharmacy (B. Pharm., Pharm.D.)										M					M	BM
Physical Therapy		M								M						
Physician Assistant		B														
Public Health Education and Promotion		BM				B				MD	M	BM	B			
Public Health, General										M						
Public Health, Other										MD						
Recreational Therapy															B	
Speech-Language Pathology										M						
Speech-Language Pathology and Audiology										M						
Veterinary Clinical Sciences (M.S., Ph.D.)								MD		M		BM				
Veterinary Medicine (D.V.M.)								P								
Vocational Rehabilitation Counseling		M								M						
Home Economics																
Child Growth, Care and Development Studies		B														
Clothing/Apparel and Textile Studies		B														
Dietetics/Human Nutritional Services		B														
Family and Marriage Counseling		M													B	
Food Systems Administration																
Foods and Nutrition Science																
Foods and Nutrition Science, General		B														
Home Economics, General		M														
Individual and Family Development Studies, General		BM														
Law and Legal Studies																
Law (LL.B., J.D.)										P						
Liberal Arts and Sciences, General Studies and Humanities																
General Studies																
Liberal Arts and Sciences/Liberal Studies		B						BM	BM	B	M	BM		M	B	B
Library Science																
Library Science/Librarianship		M														
Mathematics																
Applied Mathematics, General								BM		B	MD					M

Key: A=associate degree; B=baccalaureate degree; M=master's degree; I=intermediate, certificate of advanced graduate study, or educational specialist degree; P=first professional degree; and D=doctoral degree.

Appendix H
Active Academic Degree Programs
The University of North Carolina, 2000-2001

Academic Degree Program Title	ASU	ECU	ECSU	FSU	NCAT	NCCU	NCSA	NCSU	UNCA	UNCH	UNCC	UNCG	UNCW	WCU	WSSU
Mathematical Statistics	B							BMD		MD	M				
Mathematics	BM	BM	B	ABM	B	BM		BMD	B	BMD	BM	BM		B	B
Operations Research								MD		MD					
Multi/Interdisciplinary Studies															
Gerontology	M										M	M			B
Multi/Interdisciplinary Studies, Other		MD								M					
Peace and Conflict Studies										B					
Parks, Recreation, Leisure and Fitness Studies															
Adapted Physical Education/Therapeutic Recreation						M							B		B
Athletic Training and Sports Medicine	B	B				B							B		
Exercise Sciences/Physiology and Movement Studies	BM	BM										BMD			
Health and Physical Education, General					B	BM				BM	B		B		
Parks, Recreation and Leisure Facilities Management		B			B	BM		BMD		BM		M	B	B	
Parks, Recreation and Leisure Studies												B			
Sport and Fitness Administration/Management	M													B	B
Philosophy and Religion															
Philosophy		B						B	B	BMD	B	B		B	
Philosophy and Religion	B												B		
Religion/Religious Studies								B		BMD	B	B			
Physical Sciences															
Atmospheric Sciences and Meteorology								B	B						
Chemistry, General	B	BM	B	AB	BM	BM		BMD	B	BMD	BM	BM		BM	B
Earth and Planetary Sciences		B	B			M					B				
Geology		B	B					B		BMD				BM	B
Oceanography			B							MD				M	
Physical Sciences, Other								MD		B					
Physics, General	BM	BM	B		BM	B		BMD	B	BMD	BM	B		B	
Protective Services															
Criminal Justice Studies	B	B	B	AB		B					BM			B	B
Criminal Justice/Law Enforcement Administration						M									
Fire Services Administration											B				
Law Enforcement/Police Science															
Psychology															
Clinical Psychology	M	M									M				M
Industrial and Organizational Psychology	M										M				
Psychology, General	BM	BM	B	ABM	B	BM		BMD	B	BMD	B	BMD	B	BM	B
School Psychology	MI	MI						MD		MD					M
Public Administration and Services															
Public Administration	M	M		A		M		MD		M	M	M		M	B
Public Policy Analysis										BD					
Social Work	B	BM	B		BM	B		B		MD	BM	BM	B	B	
Social Sciences and History															
American (United States) History															M
Anthropology	B	BM								BMD	B	B		B	
Applied and Resource Economics		M													
Criminology								B							
Economics, General	B	B			B			BMD	B	BMD	B	B		B	B
Geography	BM	BM		AB		B				BMD	BM	BM		B	B

Key: A=associate degree; B=baccalaureate degree; M=master's degree; I=intermediate, certificate of advanced graduate study, or educational specialist degree; P=first professional degree; and D=doctoral degree.

Appendix H
Active Academic Degree Programs
The University of North Carolina, 2000-2001

Academic Degree Program Title	ASU	ECU	ECSU	FSU	NCAT	NCCU	NCSA	NCSU	UNCA	UNCH	UNCC	UNCG	UNCP	UNCW	WCU	WSSU
History, General	BM	BM	B	ABM	B	BM	-	BM	B	BMD	BM	BM	B	BM	B	B
International Relations and Affairs	-	-	-	-	-	-	-	-	-	-	-	-	-	-	-	-
Political Science, General	BM	B	B	ABM	B	B	-	M	B	BMD	B	BM	B	B	B	B
Public/Applied History and Archival Administration	M	B	-	-	-	-	-	M	B	-	-	-	-	-	-	-
Social Sciences, General	-	-	-	-	-	-	-	-	-	-	-	-	-	-	-	-
Sociology	B	BM	B	ABM	B	BM	-	BMD	B	BMD	BM	BM	B	B	B	B
Theological Studies (Religious/Sacred Music only)																
Religious/Sacred Music	-	-	-	-	-	B	-	-	-	-	-	-	-	-	-	-
Visual and Performing Arts																
Art History, Criticism and Conservation	-	B	-	-	-	-	-	-	-	BMD	-	-	-	B	-	-
Art, General	B	BM	-	AB	B	B	-	-	B	-	B	B	-	-	B	B
Arts Management	B	-	-	-	-	-	B	-	-	-	B	BM	-	-	-	-
Dance	-	-	-	-	-	-	-	-	-	-	-	-	-	-	-	-
Design and Visual Communications	-	-	-	-	-	-	B	-	-	-	-	-	-	-	-	-
Drama/Theater Arts, General	B	B	-	-	B	B	-	-	B	BM	B	BM	B	B	B	-
Dramatic/Theater Arts and Stagecraft, Other	-	-	-	B	-	-	-	-	-	-	-	-	-	-	-	-
Film-Video Making/Cinematography and Production	-	-	-	-	-	-	B	-	-	-	-	-	-	-	-	-
Fine/Studio Arts	B	BM	B	-	-	-	-	-	B	BM	B	BM	B	B	BM	-
Graphic Design, Commercial Art and Illustration	B	-	-	-	B	-	-	BM	-	-	-	-	-	-	-	-
Industrial Design	B	-	-	-	-	-	BM	-	-	-	-	-	-	-	-	-
Interior Design	B	B	-	-	-	-	BM	-	-	-	-	BM	-	-	B	-
Music - General Performance	BM	BM	-	-	-	B	BM	-	-	B	B	BMD	-	B	-	B
Music Business Management and Merchandising	B	-	B	-	-	-	-	-	-	-	-	-	-	-	-	-
Music History and Literature	-	-	-	-	-	-	-	-	-	MD	-	-	-	-	-	-
Music Theory and Composition	-	BM	-	-	-	-	-	-	-	-	-	BM	-	-	-	-
Music, General	-	-	B	A	B	B	-	-	B	B	-	B	B	B	BM	-
Music, Other	-	-	-	-	-	-	-	-	B	-	-	-	-	-	-	-
Technical Theater/Theater Design and Stagecraft	-	-	-	-	-	-	BM	-	-	-	-	-	-	-	-	-
Visual and Performing Arts	-	-	-	-	-	-	A	-	-	-	-	-	-	-	-	-

BEST COPY AVAILABLE

Appendix I
Directors of Admissions and Directors of Financial Aid
University of North Carolina

July 2000

Institution	Director of Admissions	Director of Financial Aid
Appalachian State Univ. Boone, NC 28608	Mr. Joe Watts (828) 262-2120	Ms. Esther Captain (828) 262-2190
East Carolina Univ. Greenville, NC 27858-4353	Dr. Thomas E. Powell, Jr. (252) 328-6640	Ms. Rose Mary Stelma (252) 328-6610
Elizabeth City State Univ. Elizabeth City, NC 27909	Ms. Bridgett N. Golman (252) 335-3305, (800) 347-3278	Mrs. Barbara F. Simpson (252) 335-3283
Fayetteville State Univ. Fayetteville, NC 28301	Mr. Charles Darlington (910) 486-1371, (800) 222-2594	Ms. Lois McKoy (910) 486-1325
NC Agricultural & Technical St. Univ. Greensboro, NC 27411	Mrs. Mary M. Correll (336) 334-7946	Mrs. Sherri Avent (336) 334-7973
NC Central Univ. Durham, NC 27707-3198	Ms. Jocelyn Foy (919) 560-6298	Mrs. Sharon Oliver (919) 530-5313
NC School of the Arts Winston-Salem, NC 27117-2189	Ms. Sheeler Lawson (336) 770-3290	Mrs. Jane C. Kamiab (336) 770-3297
NC State Univ. Raleigh, NC 27695	Dr. George R. Dixon (919) 515-2434	Ms. Julia Rice Mallette (919) 515-2421
UNC at Asheville Asheville, NC 28804-3299	Mr. John W. White (828) 251-6481 (800) 531-9842	Ms. Virginia C. McElrath (828) 251-6535
UNC at Chapel Hill Chapel Hill, NC 27599	Mr. Jerome A. Lucido (919) 966-3623	Ms. Shirley Ort (919) 962-8396
UNC at Charlotte Charlotte, NC 28223	Mr. Craig Fulton (704) 687-2213	Mr. Curtis Whalen (704) 687-2461
UNC at Greensboro Greensboro, NC 27412	Mr. Peter E. Lindsey (336) 334-5243	Ms. Deborah Tollefson (336) 334-5702
UNC at Pembroke Pembroke, NC 28372-1510	Ms. Jackie H. Clark (910) 521-6262, (800) 949-UNCP	Mr. Bruce Blackmon (910) 521-6691
UNC at Wilmington Wilmington, NC 28403-3297	Dr. James C. Walters (910) 962-3243	Mr. Mark S. Williams (910) 962-3177
Western Carolina Univ. Cullowhee, NC 28723	Mr. Philip Cauley (828) 227-7317, (877) WCU-4YOU	Mrs. Nancy Dillard (828) 227-7290
Winston-Salem State Univ. Winston-Salem, NC 27110	Mr. Van C. Wilson (336) 750-2070	Mr. Theodore Hindsman (336) 750-3280

UNC-GA ProgAssess/InstProf.TR001.K/7-21-00



U.S. Department of Education
Office of Educational Research and Improvement (OERI)
National Library of Education (NLE)
Educational Resources Information Center (ERIC)



NOTICE

Reproduction Basis



This document is covered by a signed "Reproduction Release (Blanket)" form (on file within the ERIC system), encompassing all or classes of documents from its source organization and, therefore, does not require a "Specific Document" Release form.



This document is Federally-funded, or carries its own permission to reproduce, or is otherwise in the public domain and, therefore, may be reproduced by ERIC without a signed Reproduction Release form (either "Specific Document" or "Blanket").

EFF-089 (3/2000)