

DOCUMENT RESUME

ED 448 829

JC 010 102

TITLE Statewide and District Summaries: Report on Academic Performance of High School Graduates (A.R.S. 15-1822), FY 1999-2000.

INSTITUTION Arizona State Board of Directors for Community Colleges, Phoenix.

PUB DATE 2000-10-00

NOTE 24p.

PUB TYPE Numerical/Quantitative Data (110)


EDRS PRICE MF01/PC01 Plus Postage.

DESCRIPTORS Academic Achievement; *College Attendance; College Bound Students; College Freshmen; *Community Colleges; *Enrollment; *High School Graduates; Student Characteristics; Two Year Colleges

IDENTIFIERS *Arizona

ABSTRACT


This document provides statewide and district summaries on the academic performance of Arizona high school graduates for 1999-2000. The number of 1998-99 Arizona high school graduates enrolled in the ten Arizona community college districts was 17,024. First term average GPA (Grade Point Average) for all 1998-99 Arizona high school graduates enrolled in Arizona community colleges was 2.3. Maricopa County Community College District had 10,513 high school graduates enrolled, the highest among the ten community college districts. For the ten community colleges in Maricopa district, the report presents various characteristics of the high school graduates enrolled, including the number of graduates enrolled, first term GPA, ethnicity, continuation status in spring, and the level of first English and math course. (JA)



***State Board of Directors
for Community Colleges
of Arizona***

**Statewide and
District Summaries**

***Report on Academic Performance
of High School Graduates
(A.R.S. §15-1822)
FY 1999-2000***



ED 448 829

Jc010102

U.S. DEPARTMENT OF EDUCATION
Office of Educational Research and Improvement
EDUCATIONAL RESOURCES INFORMATION
CENTER (ERIC)

This document has been reproduced as received from the person or organization originating it.

Minor changes have been made to improve reproduction quality.

• Points of view or opinions stated in this document do not necessarily represent official OERI position or policy.

PERMISSION TO REPRODUCE AND
DISSEMINATE THIS MATERIAL HAS
BEEN GRANTED BY

*Carol M
Thompson*

TO THE EDUCATIONAL RESOURCES
INFORMATION CENTER (ERIC)

1

**Report on Academic Performance of High School Graduates
(A.R.S. § 15-1822) FY 1999-2000**

Statewide and District Summaries

Table of Contents

Arizona Statewide Summary 2

District Summary

Cochise County Community College District 3

District Summary

Coconino County Community College District..... 4

District Summary

Graham County Community College District

Eastern Arizona College..... 5

District Summary

Maricopa County Community College District..... 6

 Chandler-Gilbert Community College 7

 Estrella Mountain Community College..... 8

 GateWay Community College..... 9

 Glendale Community College 10

 Mesa Community College 11

 Paradise Valley Community College 12

 Phoenix College..... 13

 Rio Salado College 14

 Scottsdale Community College 15

 South Mountain Community College..... 16

District Summary

Mohave County Community College District..... 17

District Summary

Navajo County Community College District

Northland Pioneer College..... 18

District Summary

Pima County Community College District..... 19

District Summary

Pinal County Community College District

Central Arizona College..... 20

District Summary

Yavapai County Community College District..... 21

District Summary

Yuma & La Paz Counties Community College District

Arizona Western College..... 22

ARIZONA STATEWIDE SUMMARY

Summary Characteristics

Number of 1998-99 Arizona High School Graduates Enrolled in the Ten Arizona Community College Districts 17,024

First Term Avg. GPA – all 1998-99 Arizona High School Graduates Enrolled in the Ten Arizona Community College Districts 2.3

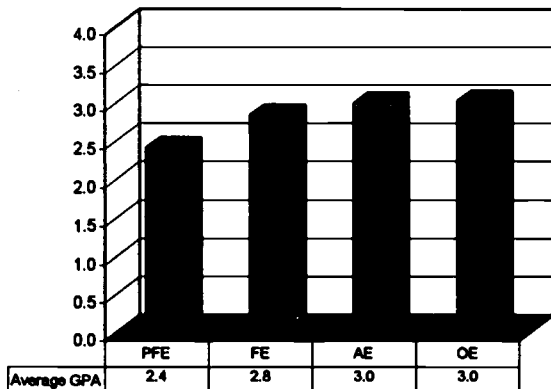
First English Course	PFE	FE	AE	OE
Number of the Above Students Enrolling	3,281	7,901	311	602
Average GPA of These Students Enrolling	2.4	2.8	3.0	3.0

First Math Course	PIA	IA	CA	C	OM
Number of the Above Students Enrolling	5,104	2,610	1,498	415	1,350
Average GPA of These Students Enrolling	2.3	2.5	2.7	2.7	2.5

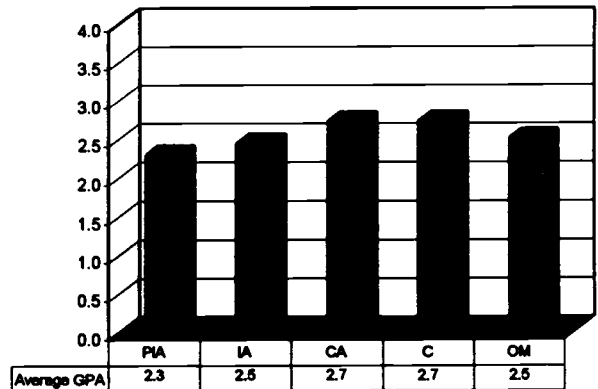
PFE=Pre-Freshman English
 FE=Freshman English
 AE=Advanced English
 OE=Other English

PIA=Pre-Intermediate Algebra
 IA=Intermediate Algebra
 CA=College Algebra
 C=Calculus
 OM=Other Math

Arizona Statewide Summary



Arizona Statewide Summary



BEST COPY AVAILABLE

DISTRICT SUMMARY

COCHISE COUNTY COMMUNITY COLLEGE DISTRICT

Summary Characteristics

Number of 1998-99 Arizona High School Graduates Enrolled in the Cochise County Community College District 345

First Term Avg. GPA - all 1998-99 Arizona High School Graduates Enrolled in the Cochise County Community College District 2.4

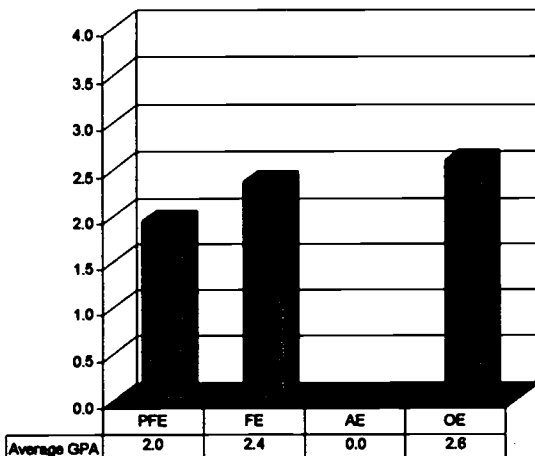
First English Course	PFE	FE	AE	OE
Number of the Above Students Enrolling	149	151	0	5
Average GPA of These Students Enrolling	2.0	2.4	N/A	2.6

First Math Course	PIA	IA	CA	C	OM
Number of the Above Students Enrolling	127	116	86	23	2
Average GPA of These Students Enrolling	1.6	1.9	2.4	2.7	3.0

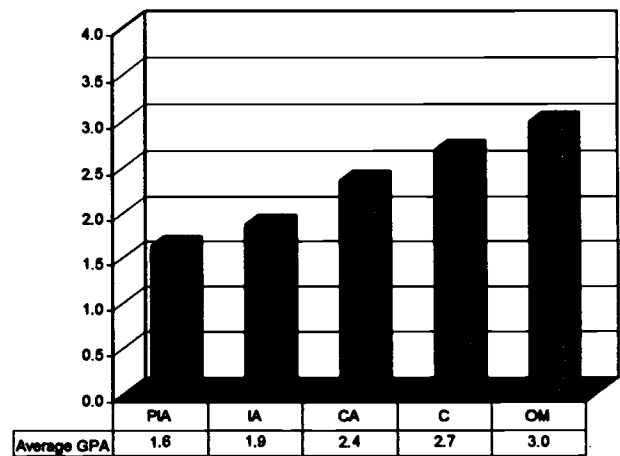
PFE=Pre-Freshman English
 FE=Freshman English
 AE=Advanced English
 OE=Other English

PIA=Pre-Intermediate Algebra
 IA=Intermediate Algebra
 CA=College Algebra
 C=Calculus
 OM=Other Math

Cochise County Community College District Summary



Cochise County Community College District Summary



DISTRICT SUMMARY

COCONINO COUNTY COMMUNITY COLLEGE DISTRICT

Summary Characteristics

Number of 1998-99 Arizona High School Graduates Enrolled in the Coconino County Community College District 198

First Term Avg. GPA - all 1998-99 Arizona High School Graduates Enrolled in the Coconino County Community College District 2.6

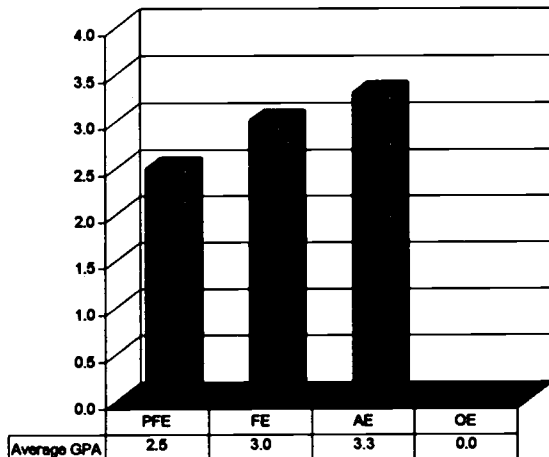
First English Course	PFE	FE	AE	OE
Number of the Above Students Enrolling	42	89	4	0
Average GPA of These Students Enrolling	2.5	3.0	3.3	N/A

First Math Course	PIA	IA	CA	C	OM
Number of the Above Students Enrolling	37	70	46	2	6
Average GPA of These Students Enrolling	2.3	2.7	3.0	2.8	2.4

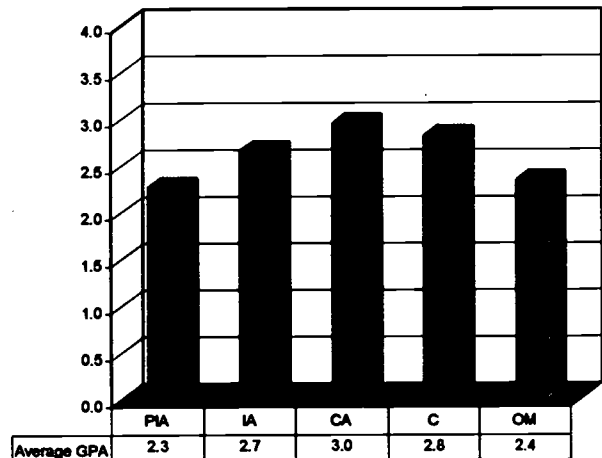
PFE=Pre-Freshman English
 FE=Freshman English
 AE=Advanced English
 OE=Other English

PIA=Pre-Intermediate Algebra
 IA=Intermediate Algebra
 CA=College Algebra
 C=Calculus
 OM=Other Math

Coconino County Community College District Summary



Coconino County Community College District Summary



DISTRICT SUMMARY

GRAHAM COUNTY COMMUNITY COLLEGE DISTRICT EASTERN ARIZONA COLLEGE

Summary Characteristics

Number of 1998-99 Arizona High School Graduates Enrolled in the Graham County Community College District 657

First Term Avg. GPA - all 1998-99 Arizona High School Graduates Enrolled in the Graham County Community College District 2.9

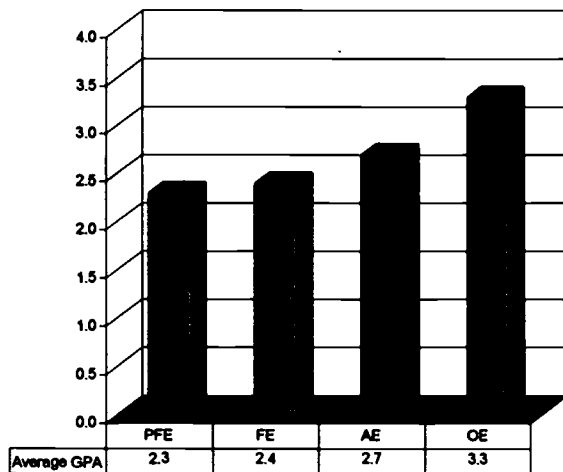
First English Course	PFE	FE	AE	OE
Number of the Above Students Enrolling	124	290	15	22
Average GPA of These Students Enrolling	2.3	2.4	2.7	3.3

First Math Course	PIA	IA	CA	C	OM
Number of the Above Students Enrolling	187	0	94	4	135
Average GPA of These Students Enrolling	2.2	N/A	2.9	3.3	2.3

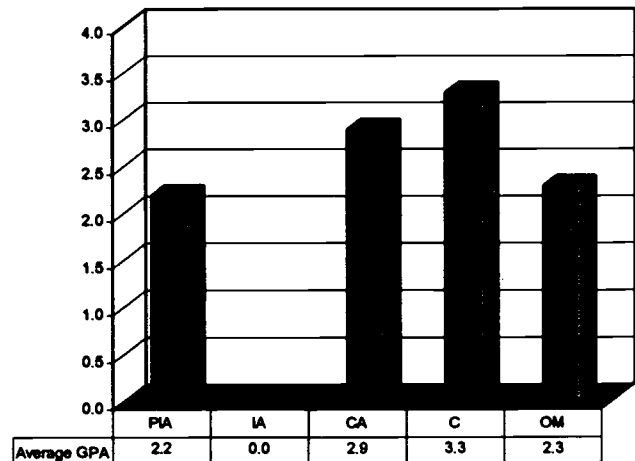
PFE=Pre-Freshman English
FE=Freshman English
AE=Advanced English
OE=Other English

PIA=Pre-Intermediate Algebra
IA=Intermediate Algebra
CA=College Algebra
C=Calculus
OM=Other Math

Graham County Community College District Summary



Graham County Community College District Summary



DISTRICT SUMMARY

MARICOPA COUNTY COMMUNITY COLLEGE DISTRICT

Summary Characteristics

Number of 1998-99 Arizona High School Graduates Enrolled in the Maricopa County Community College District 10,513

First Term Avg. GPA - all 1998-99 Arizona High School Graduates Enrolled in the Maricopa County Community College District 2.3

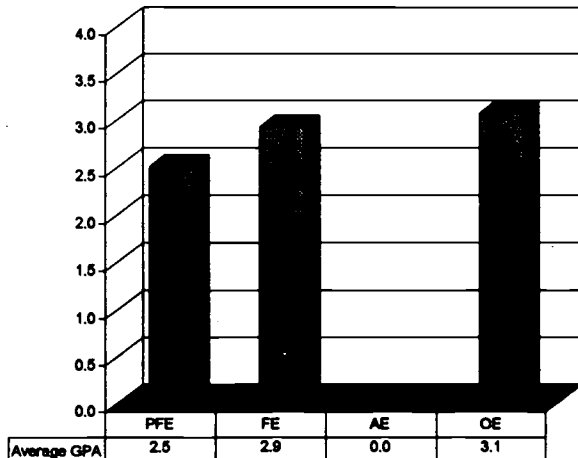
First English Course	PFE	FE	AE	OE
Number of the Above Students Enrolling	1,474	5,843	0	459
Average GPA of These Students Enrolling	2.5	2.9	N/A	3.1

First Math Course	PIA	IA	CA	C	OM
Number of the Above Students Enrolling	3,486	1,598	852	314	476
Average GPA of These Students Enrolling	2.4	2.4	2.7	2.7	2.7

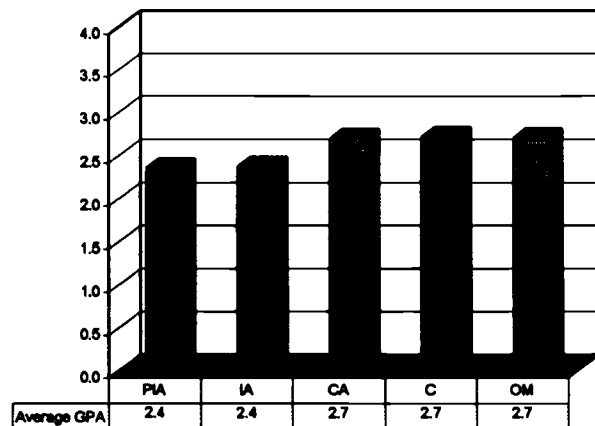
PFE=Pre-Freshman English
 FE=Freshman English
 AE=Advanced English
 OE=Other English

PIA=Pre-Intermediate Algebra
 IA=Intermediate Algebra
 CA=College Algebra
 C=Calculus
 OM=Other Math

Maricopa County Community College District Summary



Maricopa County Community College District Summary



Chandler- Gilbert Community College
All Arizona High Schools
Summary

High School Year: 1999

Report Year: 2000

Summary Characteristics			
Number of High School Students Enrolled at Community College	675	First Term Ave. GPA	
		AZ H.S. at this college	2.41
		AZ H.S. at this District	2.41
Percent Who Are		Fall Enrollments Continuing in Spring	
American India	1.48 %	AZ H.S. at this college	71.78 %
Asian	2.22 %	AZ H.S. at this District	71.78 %
Black	1.78 %		
Hispanic	14.52 %		
Female	54.67 %		

FIRST English Course	PFE	FE	AE	OE	FIRST Math Course	PIA	IA	CA	C	OM
Number Enrolling					Number Enrolling					
Your High School	68	422	0	21	Your High School	259	57	57	30	56
All Arizona H.S.	68	422	0	21	All Arizona H.S.	259	57	57	30	56
Percent Enrolling					Percent Enrolling					
Your High School	10.07	62.52	0.00	3.11	Your High School	38.37	8.44	8.44	4.44	8.30
All Arizona H.S.	10.07	62.52	0.00	3.11	All Arizona H.S.	38.37	8.44	8.44	4.44	8.30
Average Grade					Average Grade					
Your High School	2.93	3.06	0.00	3.27	Your High School	2.81	2.63	3.33	3.15	2.91
All Arizona H.S.	2.93	3.06	0.00	3.27	All Arizona H.S.	2.81	2.63	3.33	3.15	2.91
Percent "C" or Higher					Percent "C" or Higher					
Your High School	90.48	96.30	0.00	93.33	Your High School	85.31	84.78	96.08	96.30	89.13
All Arizona H.S.	90.48	96.30	0.00	93.33	All Arizona H.S.	85.31	84.78	96.08	96.30	89.13

PFE = Pre Freshman English PIA = Pre-Intermediate Algebra
 FE = Freshman English IA = Intermediate Algebra
 AE = Advanced English CA = College Algebra
 OE = Other English C = Calculus
 OM = Other Math

Revised 11/6/00

Estrella Mountain Community College
All Arizona High Schools
Summary

High School Year: 1999

Report Year: 2000

Summary Characteristics			
Number of High School Students Enrolled at Community College	380	First Term Ave. GPA	
		AZ H.S. at this college	2.41
		AZ H.S. at this District	2.41
Percent Who Are		Fall Enrollments Continuing in Spring	
American India	1.58 %	AZ H.S. at this college	74.90 %
Asian	1.05 %	AZ H.S. at this District	74.90 %
Black	4.74 %		
Hispanic	38.16 %		
Female	61.84 %		

FIRST English Course	PFE	FE	AE	OE	FIRST Math Course	PIA	IA	CA	C	OM
Number Enrolling					Number Enrolling					
Your High School	52	162	0	27	Your High School	116	48	17	9	37
All Arizona H.S.	52	162	0	27	All Arizona H.S.	116	48	17	9	37
Percent Enrolling					Percent Enrolling					
Your High School	13.68	42.63	0.00	7.11	Your High School	30.53	12.63	4.47	2.37	9.74
All Arizona H.S.	13.68	42.63	0.00	7.11	All Arizona H.S.	30.53	12.63	4.47	2.37	9.74
Average Grade					Average Grade					
Your High School	3.29	3.02	0.00	3.24	Your High School	2.35	2.63	2.46	3.00	2.45
All Arizona H.S.	3.29	3.02	0.00	3.24	All Arizona H.S.	2.35	2.63	2.46	3.00	2.45
Percent "C" or Higher					Percent "C" or Higher					
Your High School	94.74	95.90	0.00	94.12	Your High School	74.67	80.49	76.92	100.00	77.42
All Arizona H.S.	94.74	95.90	0.00	94.12	All Arizona H.S.	74.67	80.49	76.92	100.00	77.42

PFE = Pre Freshman English
 FE = Freshman English
 AE = Advanced English
 OE = Other English

PIA = Pre-Intermediate Algebra
 IA = Intermediate Algebra
 CA = College Algebra
 C = Calculus
 OM = Other Math

Revised 11/6/00

GateWay Community College
All Arizona High Schools
Summary

High School Year: 1999

Report Year: 2000

Summary Characteristics			
Number of High School Students Enrolled at Community College	222	First Term Ave. GPA	
		AZ H.S. at this college	1.62
		AZ H.S. at this District	1.62
Percent Who Are		Fall Enrollments Continuing in Spring	
American India	3.15 %	AZ H.S. at this college	44.30 %
Asian	3.60 %	AZ H.S. at this District	44.30 %
Black	7.66 %		
Hispanic	27.48 %		
Female	53.15 %		

FIRST English Course	PFE	FE	AE	OE	FIRST Math Course	PIA	IA	CA	C	OM
Number Enrolling					Number Enrolling					
Your High School	25	49	0	2	Your High School	41	4	2	0	18
All Arizona H.S.	25	49	0	2	All Arizona H.S.	41	4	2	0	18
Percent Enrolling					Percent Enrolling					
Your High School	11.26	22.07	0.00	0.90	Your High School	18.47	1.80	0.90	0.00	8.11
All Arizona H.S.	11.26	22.07	0.00	0.90	All Arizona H.S.	18.47	1.80	0.90	0.00	8.11
Average Grade					Average Grade					
Your High School	3.18	3.39	0.00	3.00	Your High School	2.18	3.50	2.50	0.00	2.38
All Arizona H.S.	3.18	3.39	0.00	3.00	All Arizona H.S.	2.18	3.50	2.50	0.00	2.38
Percent "C" or Higher					Percent "C" or Higher					
Your High School	100.00	100.00	0.00	100.00	Your High School	69.70	100.00	50.00	0.00	81.25
All Arizona H.S.	100.00	100.00	0.00	100.00	All Arizona H.S.	69.70	100.00	50.00	0.00	81.25

PFE = Pre Freshman English
 FE = Freshman English
 AE = Advanced English
 OE = Other English

PIA = Pre-Intermediate Algebra
 IA = Intermediate Algebra
 CA = College Algebra
 C = Calculus
 OM = Other Math

Revised 11/6/00

**Glendale Community College
All Arizona High Schools
Summary**

High School Year: 1999

Report Year: 2000

Summary Characteristics			
Number of High School Students Enrolled at Community College	2597	First Term Ave. GPA	
		AZ H.S. at this college	2.19
		AZ H.S. at this District	2.19
Percent Who Are		Fall Enrollments Continuing in Spring	
American India	1.35 %	AZ H.S. at this college	72.58 %
Asian	2.96 %	AZ H.S. at this District	72.58 %
Black	5.24 %		
Hispanic	18.29 %		
Female	52.87 %		

FIRST English Course	PFE	FE	AE	OE	FIRST Math Course	PIA	IA	CA	C	OM
Number Enrolling					Number Enrolling					
Your High School	387	1555	0	91	Your High School	748	703	323	78	85
All Arizona H.S.	387	1555	0	91	All Arizona H.S.	748	703	323	78	85
Percent Enrolling					Percent Enrolling					
Your High School	14.90	59.88	0.00	3.50	Your High School	28.80	27.07	12.44	3.00	3.27
All Arizona H.S.	14.90	59.88	0.00	3.50	All Arizona H.S.	28.80	27.07	12.44	3.00	3.27
Average Grade					Average Grade					
Your High School	2.19	2.82	0.00	2.95	Your High School	2.05	2.19	2.70	3.02	2.81
All Arizona H.S.	2.19	2.82	0.00	2.95	All Arizona H.S.	2.05	2.19	2.70	3.02	2.81
Percent "C" or Higher					Percent "C" or Higher					
Your High School	76.38	93.57	0.00	92.00	Your High School	67.88	70.13	83.65	88.14	84.38
All Arizona H.S.	76.38	93.57	0.00	92.00	All Arizona H.S.	67.88	70.13	83.65	88.14	84.38

PFE = Pre Freshman English
FE = Freshman English
AE = Advanced English
OE = Other English

PIA = Pre-Intermediate Algebra
IA = Intermediate Algebra
CA = College Algebra
C = Calculus
OM = Other Math

Revised 11/6/00

Mesa Community College
All Arizona High Schools
Summary

High School Year: 1999

Report Year: 2000

Summary Characteristics			
Number of High School Students Enrolled at Community College	2851	First Term Ave. GPA	
		AZ H.S. at this college	2.26
		AZ H.S. at this District	2.26
Percent Who Are		Fall Enrollments Continuing in Spring	
American India	4.28 %	AZ H.S. at this college	71.91 %
Asian	3.02 %	AZ H.S. at this District	71.91 %
Black	3.89 %		
Hispanic	15.05 %		
Female	53.84 %		

FIRST English Course	PFE	FE	AE	OE	FIRST Math Course	PIA	IA	CA	C	OM
Number Enrolling					Number Enrolling					
Your High School	365	1705	0	137	Your High School	1054	229	187	110	118
All Arizona H.S.	365	1705	0	137	All Arizona H.S.	1054	229	187	110	118
Percent Enrolling					Percent Enrolling					
Your High School	12.80	59.80	0.00	4.81	Your High School	36.97	8.03	6.56	3.86	4.14
All Arizona H.S.	12.80	59.80	0.00	4.81	All Arizona H.S.	36.97	8.03	6.56	3.86	4.14
Average Grade					Average Grade					
Your High School	2.62	2.98	0.00	3.24	Your High School	2.34	2.39	2.31	2.26	2.47
All Arizona H.S.	2.62	2.98	0.00	3.24	All Arizona H.S.	2.34	2.39	2.31	2.26	2.47
Percent "C" or Higher					Percent "C" or Higher					
Your High School	89.90	95.72	0.00	96.91	Your High School	77.32	80.54	81.03	72.73	82.95
All Arizona H.S.	89.90	95.72	0.00	96.91	All Arizona H.S.	77.32	80.54	81.03	72.73	82.95

PFE = Pre Freshman English PIA = Pre-Intermediate Algebra
 FE = Freshman English IA = Intermediate Algebra
 AE = Advanced English CA = College Algebra
 OE = Other English C = Calculus
 OM = Other Math

Revised 11/6/00

Paradise Valley Community College
All Arizona High Schools
Summary

High School Year: 1999

Report Year: 2000

Summary Characteristics			
Number of High School Students Enrolled at Community College	902	First Term Ave. GPA	
		AZ H.S. at this college	2.40
		AZ H.S. at this District	2.40
Percent Who Are		Fall Enrollments	
American India	0.89 %	Continuing in Spring	
Asian	3.10 %	AZ H.S. at this college	78.00 %
Black	1.11 %	AZ H.S. at this District	78.00 %
Hispanic	6.87 %		
Female	55.54 %		

FIRST English Course	PFE	FE	AE	OE	FIRST Math Course	PIA	IA	CA	C	OM
Number Enrolling					Number Enrolling					
Your High School	52	614	0	45	Your High School	244	233	57	40	48
All Arizona H.S.	52	614	0	45	All Arizona H.S.	244	233	57	40	48
Percent Enrolling					Percent Enrolling					
Your High School	5.76	68.07	0.00	4.99	Your High School	27.05	25.83	6.32	4.43	5.32
All Arizona H.S.	5.76	68.07	0.00	4.99	All Arizona H.S.	27.05	25.83	6.32	4.43	5.32
Average Grade					Average Grade					
Your High School	2.73	2.95	0.00	3.19	Your High School	2.16	2.50	2.85	2.74	3.27
All Arizona H.S.	2.73	2.95	0.00	3.19	All Arizona H.S.	2.16	2.50	2.85	2.74	3.27
Percent "C" or Higher					Percent "C" or Higher					
Your High School	90.24	94.42	0.00	97.22	Your High School	70.97	80.65	88.46	88.89	93.33
All Arizona H.S.	90.24	94.42	0.00	97.22	All Arizona H.S.	70.97	80.65	88.46	88.89	93.33

PFE = Pre Freshman English PIA = Pre-Intermediate Algebra
 FE = Freshman English IA = Intermediate Algebra
 AE = Advanced English CA = College Algebra
 OE = Other English C = Calculus
 OM = Other Math

Revised 11/6/00

Phoenix College
All Arizona High Schools
Summary

High School Year: 1999

Report Year: 2000

Summary Characteristics			
Number of High School Students Enrolled at Community College	1192	First Term Ave. GPA	
		AZ H.S. at this college	2.37
		AZ H.S. at this District	2.37
Percent Who Are		Fall Enrollments	
American India	5.20 %	Continuing in Spring	
Asian	2.60 %	AZ H.S. at this college	70.86 %
Black	8.98 %	AZ H.S. at this District	70.86 %
Hispanic	40.44 %		
Female	52.18 %		

FIRST English Course	PFE	FE	AE	OE	FIRST Math Course	PIA	IA	CA	C	OM
Number Enrolling					Number Enrolling					
Your High School	302	562	0	44	Your High School	503	132	87	16	52
All Arizona H.S.	302	562	0	44	All Arizona H.S.	503	132	87	16	52
Percent Enrolling					Percent Enrolling					
Your High School	25.34	47.15	0.00	3.69	Your High School	42.20	11.07	7.30	1.34	4.36
All Arizona H.S.	25.34	47.15	0.00	3.69	All Arizona H.S.	42.20	11.07	7.30	1.34	4.36
Average Grade					Average Grade					
Your High School	2.66	3.12	0.00	3.06	Your High School	2.72	2.73	3.03	3.15	3.16
All Arizona H.S.	2.66	3.12	0.00	3.06	All Arizona H.S.	2.72	2.73	3.03	3.15	3.16
Percent "C" or Higher					Percent "C" or Higher					
Your High School	92.27	96.74	0.00	91.18	Your High School	86.19	86.11	93.06	92.31	91.89
All Arizona H.S.	92.27	96.74	0.00	91.18	All Arizona H.S.	86.19	86.11	93.06	92.31	91.89

PFE = Pre Freshman English PIA = Pre-Intermediate Algebra
 FE = Freshman English IA = Intermediate Algebra
 AE = Advanced English CA = College Algebra
 OE = Other English C = Calculus
 OM = Other Math

Revised 11/6/00

Rio Salado Community College
All Arizona High Schools
Summary

High School Year: 1999

Report Year: 2000

Summary Characteristics			
Number of High School Students Enrolled at Community College	337	First Term Ave. GPA	
		AZ H.S. at this college	2.10
		AZ H.S. at this District	2.10
Percent Who Are		Fall Enrollments	
American India	0.89 %	Continuing in Spring	
Asian	1.19 %	AZ H.S. at this college	18.60 %
Black	3.86 %	AZ H.S. at this District	18.60 %
Hispanic	9.79 %		
Female	49.85 %		

FIRST English Course	PFE	FE	AE	OE	FIRST Math Course	PIA	IA	CA	C	OM
Number Enrolling					Number Enrolling					
Your High School	8	40	0	20	Your High School	11	6	5	3	7
All Arizona H.S.	8	40	0	20	All Arizona H.S.	11	6	5	3	7
Percent Enrolling					Percent Enrolling					
Your High School	2.37	11.87	0.00	5.93	Your High School	3.26	1.78	1.48	0.89	2.08
All Arizona H.S.	2.37	11.87	0.00	5.93	All Arizona H.S.	3.26	1.78	1.48	0.89	2.08
Average Grade					Average Grade					
Your High School	2.50	3.04	0.00	3.10	Your High School	2.00	1.50	1.33	1.00	3.00
All Arizona H.S.	2.50	3.04	0.00	3.10	All Arizona H.S.	2.00	1.50	1.33	1.00	3.00
Percent "C" or Higher					Percent "C" or Higher					
Your High School	100.00	100.00	0.00	100.00	Your High School	50.00	50.00	66.67	0.00	80.00
All Arizona H.S.	100.00	100.00	0.00	100.00	All Arizona H.S.	50.00	50.00	66.67	0.00	80.00

PFE = Pre Freshman English
 FE = Freshman English
 AE = Advanced English
 OE = Other English

PIA = Pre-Intermediate Algebra
 IA = Intermediate Algebra
 CA = College Algebra
 C = Calculus
 OM = Other Math

Revised 11/6/00

Scottsdale Community College
All Arizona High Schools
Summary

High School Year: 1999
 Report Year: 2000

Summary Characteristics			
Number of High School Students Enrolled at Community College	1071	First Term Ave. GPA	
		AZ H.S. at this college	2.22
		AZ H.S. at this District	2.22
Percent Who Are		Fall Enrollments Continuing in Spring	
American India	4.01 %	AZ H.S. at this college	73.81 %
Asian	2.80 %	AZ H.S. at this District	73.81 %
Black	2.61 %		
Hispanic	8.59 %		
Female	49.39 %		

FIRST English Course	PFE	FE	AE	OE	FIRST Math Course	PIA	IA	CA	C	OM
Number Enrolling					Number Enrolling					
Your High School	129	599	0	58	Your High School	369	158	101	23	48
All Arizona H.S.	129	599	0	58	All Arizona H.S.	369	158	101	23	48
Percent Enrolling					Percent Enrolling					
Your High School	12.04	55.93	0.00	5.42	Your High School	34.45	14.75	9.43	2.15	4.48
All Arizona H.S.	12.04	55.93	0.00	5.42	All Arizona H.S.	34.45	14.75	9.43	2.15	4.48
Average Grade					Average Grade					
Your High School	2.07	2.74	0.00	2.78	Your High School	2.12	2.69	2.47	2.73	2.05
All Arizona H.S.	2.07	2.74	0.00	2.78	All Arizona H.S.	2.12	2.69	2.47	2.73	2.05
Percent "C" or Higher					Percent "C" or Higher					
Your High School	79.27	92.17	0.00	95.12	Your High School	70.93	87.07	84.62	80.00	63.16
All Arizona H.S.	79.27	92.17	0.00	95.12	All Arizona H.S.	70.93	87.07	84.62	80.00	63.16

PFE = Pre Freshman English
 FE = Freshman English
 AE = Advanced English
 OE = Other English

PIA = Pre-Intermediate Algebra
 IA = Intermediate Algebra
 CA = College Algebra
 C = Calculus
 OM = Other Math

Revised 11/6/00

South Mountain Community College
All Arizona High Schools
Summary

High School Year: 1999

Report Year: 2000

Summary Characteristics			
Number of High School Students Enrolled at Community College	286	First Term Ave. GPA	
		AZ H.S. at this college	2.29
		AZ H.S. at this District	2.29
Percent Who Are		Fall Enrollments Continuing in Spring	
American India	4.55 %	AZ H.S. at this college	76.99 %
Asian	0.35 %	AZ H.S. at this District	76.99 %
Black	14.69 %		
Hispanic	53.85 %		
Female	58.39 %		

FIRST English Course	PFE	FE	AE	OE	FIRST Math Course	PIA	IA	CA	C	OM
Number Enrolling					Number Enrolling					
Your High School	86	135	0	14	Your High School	141	28	16	5	7
All Arizona H.S.	86	135	0	14	All Arizona H.S.	141	28	16	5	7
Percent Enrolling					Percent Enrolling					
Your High School	30.07	47.20	0.00	4.90	Your High School	49.30	9.79	5.59	1.75	2.45
All Arizona H.S.	30.07	47.20	0.00	4.90	All Arizona H.S.	49.30	9.79	5.59	1.75	2.45
Average Grade					Average Grade					
Your High School	2.43	2.82	0.00	2.90	Your High School	2.97	2.61	3.07	3.00	3.00
All Arizona H.S.	2.43	2.82	0.00	2.90	All Arizona H.S.	2.97	2.61	3.07	3.00	3.00
Percent "C" or Higher					Percent "C" or Higher					
Your High School	73.81	88.78	0.00	90.00	Your High School	90.43	95.65	92.86	100.00	100.00
All Arizona H.S.	73.81	88.78	0.00	90.00	All Arizona H.S.	90.43	95.65	92.86	100.00	100.00

PFE = Pre Freshman English
 FE = Freshman English
 AE = Advanced English
 OE = Other English

PIA = Pre-Intermediate Algebra
 IA = Intermediate Algebra
 CA = College Algebra
 C = Calculus
 OM = Other Math

Revised 11/6/00

DISTRICT SUMMARY

MOHAVE COUNTY COMMUNITY COLLEGE DISTRICT

Summary Characteristics

Number of 1998-99 Arizona High School Graduates Enrolled in the Mohave County Community College District <u>1,209</u>	First Term Avg. GPA - all 1998-99 Arizona High School Graduates Enrolled in the Mohave County Community College District <u>2.0</u>
---	---

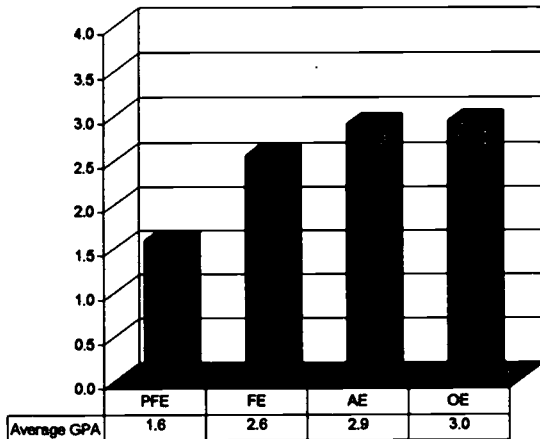
First English Course	PFE	FE	AE	OE
Number of the Above Students Enrolling	247	216	156	67
Average GPA of These Students Enrolling	1.6	2.6	2.9	3.0

First Math Course	PIA	IA	CA	C	OM
Number of the Above Students Enrolling	378	79	55	0	4
Average GPA of These Students Enrolling	2.1	2.7	2.9	N/A	3.6

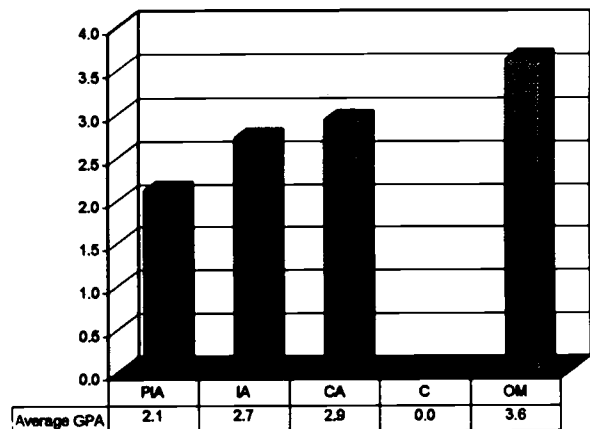
PFE=Pre-Freshman English
 FE=Freshman English
 AE=Advanced English
 OE=Other English

PIA=Pre-Intermediate Algebra
 IA=Intermediate Algebra
 CA=College Algebra
 C=Calculus
 OM=Other Math

Mohave County Community College District Summary



Mohave County Community College District Summary



DISTRICT SUMMARY

NAVAJO COUNTY COMMUNITY COLLEGE DISTRICT NORTHLAND PIONEER COLLEGE

Summary Characteristics

Number of 1998-99 Arizona High School Graduates Enrolled in the Navajo County Community College District 246

First Term Avg. GPA - all 1998-99 Arizona High School Graduates Enrolled in the Navajo County Community College District 2.8

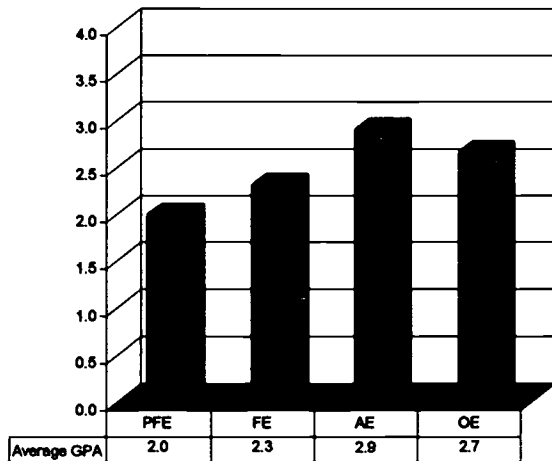
First English Course	PFE	FE	AE	OE
Number of the Above Students Enrolling	24	114	15	5
Average GPA of These Students Enrolling	2.0	2.3	2.9	2.7

First Math Course	PIA	IA	CA	C	OM
Number of the Above Students Enrolling	54	26	11	9	13
Average GPA of These Students Enrolling	2.4	2.3	2.5	3.2	2.6

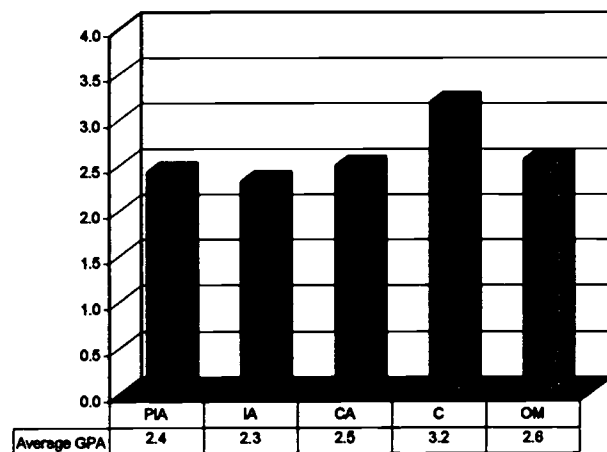
PFE=Pre-Freshman English
FE=Freshman English
AE=Advanced English
OE=Other English

PIA=Pre-Intermediate Algebra
IA=Intermediate Algebra
CA=College Algebra
C=Calculus
OM=Other Math

Navajo County Community College District Summary



Navajo County Community College District Summary



DISTRICT SUMMARY

PIMA COUNTY COMMUNITY COLLEGE DISTRICT

Summary Characteristics

Number of 1998-99 Arizona High School Graduates Enrolled in the Pima County Community College District 2,083

First Term Avg. GPA - all 1998-99 Arizona High School Graduates Enrolled in the Pima County Community College District 2.4

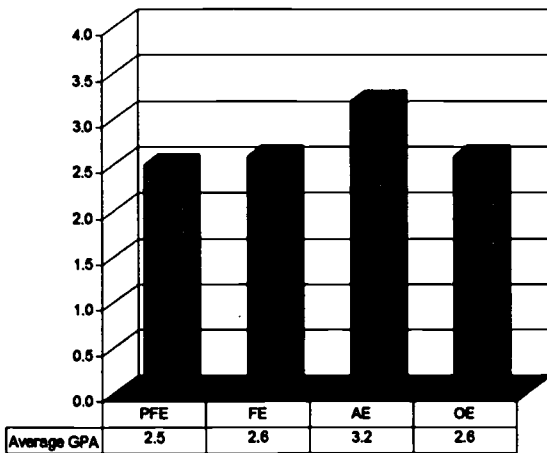
First English Course	PFE	FE	AE	OE
Number of the Above Students Enrolling	759	414	64	32
Average GPA of These Students Enrolling	2.5	2.6	3.2	2.6

First Math Course	PIA	IA	CA	C	OM
Number of the Above Students Enrolling	393	266	104	5	665
Average GPA of These Students Enrolling	2.4	2.3	2.6	3.0	2.4

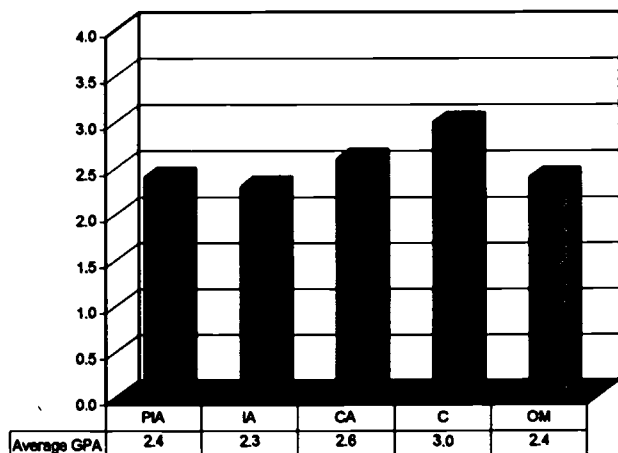
PFE=Pre-Freshman English
 FE=Freshman English
 AE=Advanced English
 OE=Other English

PIA=Pre-Intermediate Algebra
 IA=Intermediate Algebra
 CA=College Algebra
 C=Calculus
 OM=Other Math

Pima County Community College District Summary



Pima County Community College District Summary



DISTRICT SUMMARY

PINAL COUNTY COMMUNITY COLLEGE DISTRICT CENTRAL ARIZONA COLLEGE

Summary Characteristics

Number of 1998-99 Arizona High School Graduates Enrolled in the Pinal County Community College District 399

First Term Avg. GPA - all 1998-99 Arizona High School Graduates Enrolled in the Pinal County Community College District 2.7

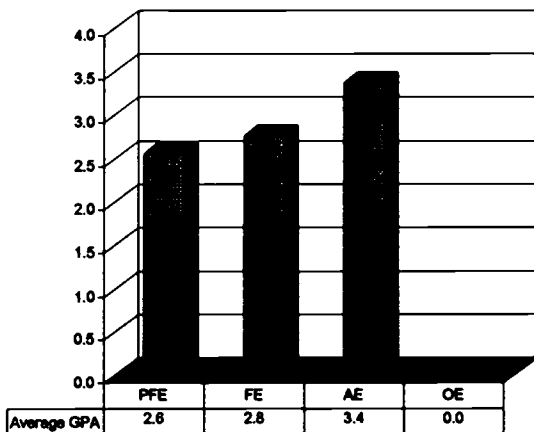
First English Course	PFE	FE	AE	OE
Number of the Above Students Enrolling	90	187	3	0
Average GPA of These Students Enrolling	2.6	2.8	3.4	N/A

First Math Course	PIA	IA	CA	C	OM
Number of the Above Students Enrolling	70	107	49	10	3
Average GPA of These Students Enrolling	2.5	2.9	3.1	3.1	3.5

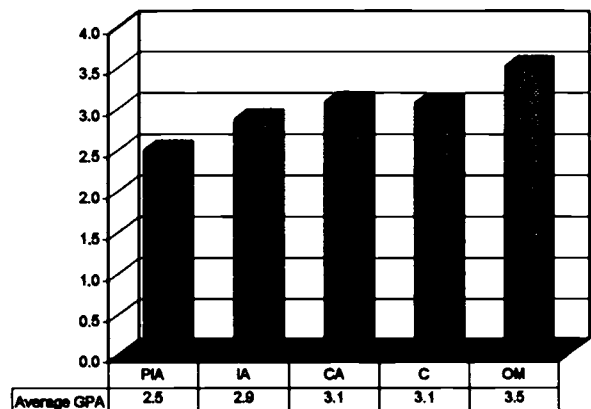
PFE=Pre-Freshman English
FE=Freshman English
AE=Advanced English
OE=Other English

PIA=Pre-Intermediate Algebra
IA=Intermediate Algebra
CA=College Algebra
C=Calculus
OM=Other Math

Pinal County Community College District Summary



Pinal County Community College District Summary



DISTRICT SUMMARY

YAVAPAI COUNTY COMMUNITY COLLEGE DISTRICT

Summary Characteristics

Number of 1998-99 Arizona High School Graduates Enrolled in the Yavapai County Community College District 487

First Term Avg. GPA - all 1998-99 Arizona High School Graduates Enrolled in the Yavapai County Community College District 2.7

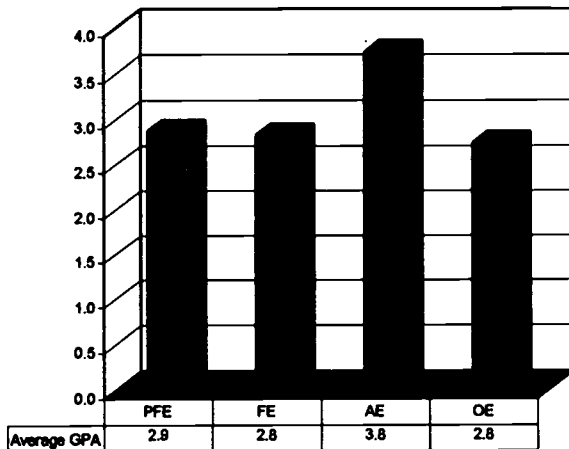
First English Course	PFE	FE	AE	OE
Number of the Above Students Enrolling	96	234	8	12
Average GPA of These Students Enrolling	2.9	2.8	3.8	2.8

First Math Course	PIA	IA	CA	C	OM
Number of the Above Students Enrolling	128	66	79	8	25
Average GPA of These Students Enrolling	2.3	2.4	2.7	1.9	2.9

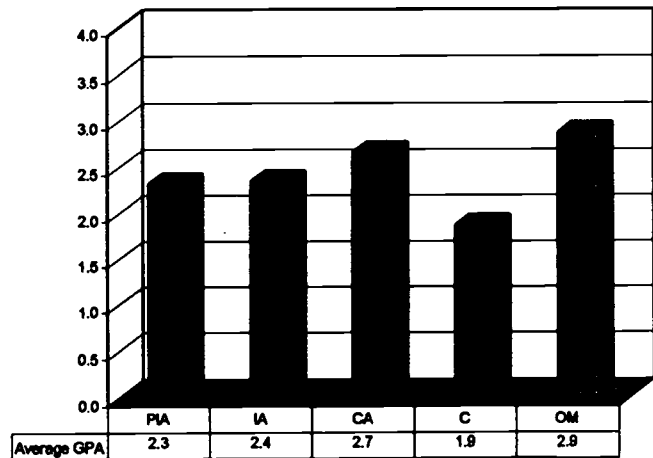
PFE=Pre-Freshman English
 FE=Freshman English
 AE=Advanced English
 OE=Other English

PIA=Pre-Intermediate Algebra
 IA=Intermediate Algebra
 CA=College Algebra
 C=Calculus
 OM=Other Math

Yavapai County Community College District Summary



Yavapai County Community College District Summary



DISTRICT SUMMARY

YUMA & LA PAZ COUNTIES COMMUNITY COLLEGE DISTRICT ARIZONA WESTERN COLLEGE

Summary Characteristics

Number of 1998-99 Arizona High School Graduates Enrolled in the Yuma/LaPaz Counties Community College District 887

First Term Avg. GPA - all 1998-99 Arizona High School Graduates Enrolled in the Yuma/LaPaz Counties Community College District 2.7

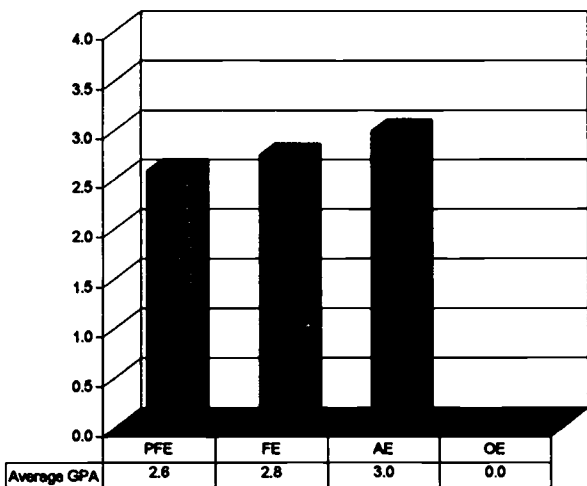
First English Course	PFE	FE	AE	OE
Number of the Above Students Enrolling	276	363	46	0
Average GPA of These Students Enrolling	2.6	2.8	3.0	N/A

First Math Course	PIA	IA	CA	C	OM
Number of the Above Students Enrolling	244	282	122	40	21
Average GPA of These Students Enrolling	2.0	3.0	3.0	2.9	3.0

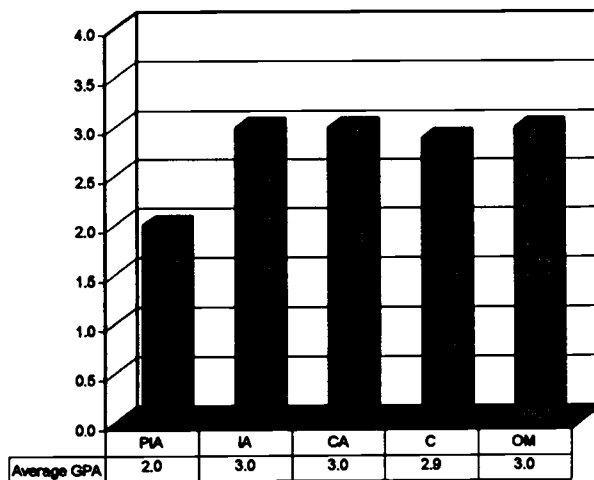
PFE=Pre-Freshman English
FE=Freshman English
AE=Advanced English
OE=Other English

PIA=Pre-Intermediate Algebra
IA=Intermediate Algebra
CA=College Algebra
C=Calculus
OM=Other Math

Yuma & LaPaz Counties Community College District Summary



Yuma & LaPaz Counties Community College District Summary





U.S. Department of Education
Office of Educational Research and Improvement (OERI)
National Library of Education (NLE)
Educational Resources Information Center (ERIC)



REPRODUCTION RELEASE

(Specific Document)

I. DOCUMENT IDENTIFICATION:

Title: <i>Statewide and District Summaries: Report on Academic Performance of High School Graduates (A.R.S. 15-1822) FY 1999-2000</i>	
Author(s):	
Corporate Source: <i>State Board of Directors for Community Colleges of Arizona</i>	Publication Date: <i>October 2000</i>

II. REPRODUCTION RELEASE:

In order to disseminate as widely as possible timely and significant materials of interest to the educational community, documents announced in the monthly abstract journal of the ERIC system, *Resources in Education* (RIE), are usually made available to users in microfiche, reproduced paper copy, and electronic media, and sold through the ERIC Document Reproduction Service (EDRS). Credit is given to the source of each document, and, if reproduction release is granted, one of the following notices is affixed to the document.

If permission is granted to reproduce and disseminate the identified document, please CHECK ONE of the following three options and sign at the bottom of the page.

The sample sticker shown below will be affixed to all Level 1 documents	The sample sticker shown below will be affixed to all Level 2A documents	The sample sticker shown below will be affixed to all Level 2B documents
<div style="border: 1px solid black; padding: 5px;"> <p>PERMISSION TO REPRODUCE AND DISSEMINATE THIS MATERIAL HAS BEEN GRANTED BY</p> <p align="center"><i>Sample</i></p> <hr/> <p>TO THE EDUCATIONAL RESOURCES INFORMATION CENTER (ERIC)</p> </div> <p>1</p>	<div style="border: 1px solid black; padding: 5px;"> <p>PERMISSION TO REPRODUCE AND DISSEMINATE THIS MATERIAL IN MICROFICHE, AND IN ELECTRONIC MEDIA FOR ERIC COLLECTION SUBSCRIBERS ONLY, HAS BEEN GRANTED BY</p> <p align="center"><i>Sample</i></p> <hr/> <p>TO THE EDUCATIONAL RESOURCES INFORMATION CENTER (ERIC)</p> </div> <p>2A</p>	<div style="border: 1px solid black; padding: 5px;"> <p>PERMISSION TO REPRODUCE AND DISSEMINATE THIS MATERIAL IN MICROFICHE ONLY HAS BEEN GRANTED BY</p> <p align="center"><i>Sample</i></p> <hr/> <p>TO THE EDUCATIONAL RESOURCES INFORMATION CENTER (ERIC)</p> </div> <p>2B</p>
Level 1 ↑ <input checked="" type="checkbox"/>	Level 2A ↑ <input type="checkbox"/>	Level 2B ↑ <input type="checkbox"/>
Check here for Level 1 release, permitting reproduction and dissemination in microfiche or other ERIC archival media (e.g., electronic) and paper copy.	Check here for Level 2A release, permitting reproduction and dissemination in microfiche and in electronic media for ERIC archival collection subscribers only	Check here for Level 2B release, permitting reproduction and dissemination in microfiche only

Documents will be processed as indicated provided reproduction quality permits.
If permission to reproduce is granted, but no box is checked, documents will be processed at Level 1.

I hereby grant to the Educational Resources Information Center (ERIC) nonexclusive permission to reproduce and disseminate this document as indicated above. Reproduction from the ERIC microfiche or electronic media by persons other than ERIC employees and its system contractors requires permission from the copyright holder. Exception is made for non-profit reproduction by libraries and other service agencies to satisfy information needs of educators in response to discrete inquiries.

Sign here → please

Signature: <i>Carol M. Thompson</i>	Printed Name/Position/Title: <i>Carol Thompson Research Analyst</i>
Organization: <i>State Board of Directors for Community Colleges of Arizona</i> 2020 N. Central Ave. Suite 570 Phoenix, AZ 85004	Telephone: <i>602-255-4037</i> FAX: <i>602-274-3464</i> E-mail Address: <i>thompson@stbd.cc.az.us</i> Date: <i>01-03-01</i>



III. DOCUMENT AVAILABILITY INFORMATION (FROM NON-ERIC SOURCE):

If permission to reproduce is not granted to ERIC, or, if you wish ERIC to cite the availability of the document from another source, please provide the following information regarding the availability of the document. (ERIC will not announce a document unless it is publicly available, and a dependable source can be specified. Contributors should also be aware that ERIC selection criteria are significantly more stringent for documents that cannot be made available through EDRS.)

Publisher/Distributor:
Address:
Price:

IV. REFERRAL OF ERIC TO COPYRIGHT/REPRODUCTION RIGHTS HOLDER:

If the right to grant this reproduction release is held by someone other than the addressee, please provide the appropriate name and address:

Name:
Address:

V. WHERE TO SEND THIS FORM:

Send this form to the following ERIC Clearinghouse:

However, if solicited by the ERIC Facility, or if making an unsolicited contribution to ERIC, return this form (and the document being contributed) to:

ERIC Processing and Reference Facility
1100 West Street, 2nd Floor
Laurel, Maryland 20707-3598

Telephone: 301-497-4080
Toll Free: 800-799-3742
FAX: 301-953-0263

e-mail: ericfac@inet.ed.gov
WWW: <http://ericfac.plccard.csc.com>