

## DOCUMENT RESUME

ED 446 861

PS 028 995

AUTHOR Polshek, Jenny; Hirsch, Peter  
TITLE Arthur's Library Adventure: An Activity Guide for Librarians.  
INSTITUTION WGBH-TV, Boston, MA.  
SPONS AGENCY Department of Education, Washington, DC.; Corporation for Public Broadcasting, Washington, DC.  
PUB DATE 1999-00-00  
NOTE 37p.; For related documents, see PS 028 991-998. Illustrated by Marc Brown.  
PUB TYPE Guides - Non-Classroom (055)  
EDRS PRICE MF01/PC02 Plus Postage.  
DESCRIPTORS Childrens Television; Early Childhood Education; Extracurricular Activities; \*Learning Activities; \*Libraries; \*Library Instruction; Primary Education; \*Young Children  
IDENTIFIERS \*Arthur (Television Series); Public Broadcasting

## ABSTRACT

This book is a programming resource guide that uses the appeal and popularity of the "Arthur" Public Broadcasting System program characters Arthur, his sister D.W., and their family and friends to encourage children to come to the library, learn about its resources, discover new books and authors, and feel comfortable using all the library has to offer. Using the "Arthur" stories as a springboard, this guide offers a wide range of inexpensive and easy-to-plan library programs for children in preschool through fourth grade, including Arthur-related events, clubs, story times, and contests. Also included in the guide are reproducible materials such as a tip sheet for parents, booklists, a coloring sheet, stationery, an award certificate, and an Arthur mask. (KB)

# Arthur's Library Adventure

An Activity Guide for Librarians



RS 028995

CORPORATE FUNDING PROVIDED BY



U.S. DEPARTMENT OF EDUCATION  
Office of Educational Research and Improvement  
EDUCATIONAL RESOURCES INFORMATION  
CENTER (ERIC)

This document has been reproduced as received from the person or organization originating it.

Minor changes have been made to improve reproduction quality.

• Points of view or opinions stated in this document do not necessarily represent official OERI position or policy.



**Dear Educator:**

babyGap is proud to be a sponsor of the PBS ARTHUR™ series. ARTHUR promotes reading and writing—basic skills that empower children—through enjoyable and realistic public television shows.

babyGap hopes that ARTHUR provides useful ideas as you help children develop literacy skills.

**babyGap**



# Table of Contents

Introduction .....	2
Planning Your ARTHUR™ Program .....	3
Welcome to the Library! .....	4
Amazing ARTHUR Events .....	6
And the Winners Are .....	9
Join the Club .....	10
Storytime .....	12
Especially for Preschoolers .....	14
Coloring Sheet .....	16
Fun with ARTHUR .....	18
Arthur Read Presents .....	20
"Library Card" Song .....	23
Tips for Parents .....	24
Read It Now! .....	26
ARTHUR Mask .....	28
ARTHUR Character Art .....	29
ARTHUR Stationery .....	30
ARTHUR Certificate .....	31
ARTHUR Products .....	32
Credits .....	32




You can tape any ARTHUR television show off the air and use it for educational purposes, including public performances in libraries, up to one year after broadcast. For specific broadcast dates and times, call your local public television station. (For more information on contacting your local PBS station, see page 2.)

## ARTHUR™ Web Site ([www.pbskids.org/arthur](http://www.pbskids.org/arthur))

Sign on to this innovative Web site (voted an ALSC Notable Children's Web site in 1998) to find:

- sections especially for librarians and for teachers
- a complete list of ARTHUR books, videos, CDs, and audiocassettes
- descriptions of all the ARTHUR television episodes (browse these synopses to develop other ARTHUR-related storytimes and events), plus links to related educational activities from our teachers' guides
- reproducible art, including coloring sheets (see also pages 16–17 and 28–31 of this guide)
- handy character profiles (Do you know what Francine's nickname is?)
- educational and interactive activities, such as Buster's "Scoop!" (a memory game) and Francine's "Un-matching Game" (a word game)
- tips for putting on a play with character masks to download and print out
- words to the ARTHUR "Theme Song"

# Introduction



Arthur™, originally created by author-illustrator Marc Brown in 1976 and featured in an ever-growing collection of books as well as a successful daily PBS television series, continues to win the hearts and minds of children and their families across the country. Both the television series and the books promote literacy and a love of books, making Arthur a natural ambassador to help libraries increase patronage and instill in children a lifelong enthusiasm for books and reading.

*Arthur's Library Adventure* is a programming resource guide that uses the appeal and popularity of Arthur, D.W., and their family and friends to encourage children to come to the library, learn about its resources, discover new books and authors, and feel comfortable using all the library has to offer. It was created with the help of librarians and in cooperation with the ALA's Association for Library Service to Children (ALSC).

Using ARTHUR stories and shows as a springboard, this guide offers a wide range of inexpensive and easy-to-plan library programs for children in preschool through fourth grade, including ARTHUR-related events, clubs, storytimes, and contests. You'll also find reproducible materials such as a tip sheet for parents, booklists, a coloring sheet, stationery, an award certificate, and an ARTHUR mask.

Whether your library is large or small, urban, suburban, or rural, you'll find a variety of ready-made programs and idea starters to suit your needs. We hope that this guide will help you to create new programming or enhance existing programming that will attract new patrons and ensure that your regular patrons will keep coming back.


## Working with Partners

As you develop your programming plans, consider partnering with another organization to reach new audiences or better serve existing audiences. In addition to schools, museums, community groups, and local businesses, your local public television station may be an ideal partner.

The Public Broadcasting Service (PBS) is a member organization composed of 172 independently owned and operated public television stations. In addition to providing some of the nation's most acclaimed news and public affairs, science, nature, cultural, and children's programming, PBS stations also provide a wide range of educational services for all ages. (You can find a complete list of PBS stations on the Web at [www.pbs.org/stations](http://www.pbs.org/stations).)

After contacting the outreach or community relations department at your local public television station, consider some of these possible collaborations:

- **Promote your ARTHUR-related events through your station's press contacts, events, monthly program guide, or member magazine.**
- **Link your library's Web site to your local public television station's home page or to the ARTHUR Web site at [www.pbskids.org/arthur](http://www.pbskids.org/arthur). (If you prefer a graphical link, use the ARTHUR logo available at [www.pbs.org/wgbh/arthur/logos](http://www.pbs.org/wgbh/arthur/logos).)**
- **Jointly host events, guest speakers, or contests.**
- **Include the ARTHUR television schedule in your library's newsletter or Children's Room flyers.**



☞ All the children love the ARTHUR books. We can never seem to keep them on the shelf! Every month we put out a community newsletter [with] the ARTHUR [broadcast] schedule listed on it. Parents are always telling me how much they enjoy knowing which ARTHUR is going to be on. ☺


-Deborah Herbison, Walton Community Library, Walton, Kansas

# Planning Your ARTHUR™ Program

Library programs help bring children and their families into the library, introduce them to books, and provide enjoyable early literacy experiences. Whether you are planning a one-day ARTHUR event, an ongoing club or storytime, or a special contest, here are some helpful hints to keep in mind when planning your ARTHUR-related programs.

## Using ARTHUR Shows

- Most of the programs in this guide include a list of related ARTHUR books, videos, or television shows. Although it is not always necessary to use a show, it can be a fun and easy way to set the mood, raise interest, and support your theme. Always preview books and shows to make sure they're right for your audience.
- Each half-hour ARTHUR show includes two approximately 12-minute episodes and a 2-minute break featuring children participating in an ARTHUR activity. Cue up the episode related to your theme.
- Use one of the following episodes about books or the library to kick off or conclude an event:



Episode Number	Episode Title
#104	Arthur's Lost Library Book
#106	Locked in the Library!
#128	The Scare-Your-Pants-Off-Club
#211	Buster Hits the Books
#302	I'd Rather Read It Myself
#311	Arthur's Almost Live Not Real Music Festival
#401	D.W.'s Library Card

- Add music to your program by using songs such as the ARTHUR "Theme Song" and "Library Card" (see page 23) from the *Arthur and Friends* audiocassette or CD. (For ordering information, see page 32.)
- Make an ARTHUR program the centerpiece of one of these special observances. (See the following pages for specific ideas for events, clubs, contests, games, and storytimes.) School vacation weeks also provide great opportunities for scheduling special events.

**September:** Library Card Sign-Up Month

**November:** National Literacy Day


**November:** National Young Readers Day

**November:** Children's Book Week

**April:** National Poetry Month

**April:** National Library Week

## Incorporating Books



- When planning the storytime segment of any program, small touches can make a big difference. For instance, at "Arthur's Birthday Party" (see page 7), wrap the books you are going to read like presents.
- Create a book display of theme-related titles by a variety of authors and direct children and parents to it at the end of your time together.
- Be sure to include books that feature multicultural characters and settings.
- Let program themes inspire rather than limit your choice of books and related activities. For example, at a "Tooth Tales" storytime, read books not just about dental care but about "toothy" animals such as beavers or walrus.

## Web Resources

The following Web sites offer useful information on children's literature and library programming:

Association for Library Service to Children  
[www.ala.org/alsc](http://www.ala.org/alsc)

This division of the American Library Association supports children's librarians. The site posts news and events, ALA activities, and resources for parents, teachers, kids, and librarians, as well as links to children's literature sites.

Children's Literature Web Guide  
[www.acs.ucalgary.ca/~dbrown/index.html](http://www.acs.ucalgary.ca/~dbrown/index.html)

This site provides an extensive list of children's literature associations that have Web sites.

## Try This!

Broaden young readers' horizons by booktalking one or two slightly more advanced titles toward the close of an event.

# Welcome to the Library!

An appealing *Arthur*™ *Library Welcome Pack* can help introduce new patrons to your library. Use this packet year-round when giving out new library cards, as a special incentive when visiting schools, or in conjunction with Library Card Sign-Up Month (September) or National Library Week (April).

## What to Include

### ◦ Arthur Bookmark

Personalize this bookmark (see next page) with your library's name, phone number, and any other information you want to include. You may want to add a list of beginning books or books about reading and libraries (see page 5) on the back. Children can write their name and date on the bookmark to save as a memento of getting their first library card. Have children color the bookmark!

### ◦ Library Information

Using your own letterhead stationery, previously printed materials, or the ARTHUR stationery template (see page 30), create a flyer with your library's address, phone number, hours and circulation policies, children's programs, and special services such as museum passes. You might also want to include information on resources for adult users such as ESL or literacy programs, Internet classes, large-print books, etc.

### ◦ Booklists


Use the ARTHUR booklists we've provided in this guide (see pages 26–27) or create your own.

### ◦ Tips for Parents

Photocopy pages 24–25 as a handy flyer on reading and the library. You may also want to contact the following organizations for inexpensive materials for parents on literacy and reading: National Association for the Education of Young Children (NAEYC), 1509 16th Street N.W., Washington, D.C. 20036, 800-424-2460; Reading Is Fundamental®, Publications Dept. S, 600 Maryland Ave., S.W., Suite 600, Washington, D.C. 20024-2569, 202-287-3220.

### ◦ Arthur Coloring Sheet/Mask

See pages 16–17 and 28, or visit the Web site at [www.pbskids.org/arthur](http://www.pbskids.org/arthur) for additional coloring sheets.



### Try This!

Include a copy of "Arthur's Library Trivia Treasure Hunt" (see page 18) in the *Arthur Library Welcome Pack* and suggest children fill it out and return it to the Children's Department to win a prize, such as a free book. (See page 32 for other ARTHUR-related prizes and incentives.)



## Read about . . . Libraries!

- Best, Carl. *Red Light, Green Light, Mama and Me*  
 Brown, Marc. *Locked in the Library!*  
 Caseley, Judith. *Sophie and Sammy's Library Sleepover*  
 Demarest, Chris. *Clemens' Kingdom*  
 Ernst, Lisa Campbell. *Stella Louella's Runaway Book*  
 Gibbons, Gail. *Check It Out! The Book About Libraries*  
 Kimmel, Eric. *I Took My Frog to the Library*  
 Levinson, Nancy Smiler. *Clara and the Bookwagon*  
 Lyon, George Ella. *Book*  
 Mora, Pat. *Tomás and the Library Lady*  
 Munro, Roxie. *The Inside-Outside Book of Libraries*  
 Wells, Rosemary. *Read to Your Bunny*  
 Williams, Suzanne. *Library Lil*  
 Woodruff, Elvira. *Can You Guess Where We're Going?*



## Trivia Quiz

Do you know Arthur's last name? (Hint: It has something to do with books and libraries.) See page 19 for the answer.

# Welcome to the Library!

"It's fun to have your library card!"



photocopy this bookmark

Arthur artwork © 1997 Marc Brown 1999.

Name of Library

Address/Phone Number

Your Name

I visited the library on (date)

☞ I have had many parents tell me the only reason they have brought their [children] in is . . . from what they have seen and heard on the ARTHUR show. Once they bring the kids in, they are so glad they did. ☺☺



# Amazing ARTHUR™ Events

An ARTHUR event is a celebration, activity, or festival inspired by an ARTHUR character, book, show, or theme.

## General Tips

- **Get the word out!** Post and hand out flyers using the ARTHUR stationery (see page 30) or partner with your public television station (see page 2).
- **Suggest that kids bring a simple prop** (such as a blanket to sit on for "Arthur's Picnic Party") or wear something related to the theme.
- **Distribute related booklists** to introduce children and parents to additional authors and titles.
- **Have children contribute** their drawings, writing, crafts, and other creations to a display that will remain on view for the public. This is not only a great way to make children feel part of the Children's Room, but will also raise interest in future events.
- **Plan the flow of your event** so that sedentary activities such as listening to stories and watching videos alternate with more active, hands-on crafts or games.
- **Stamp children's hands** as they enter with a theme-related stamp. For example, use an ant stamp at "Arthur's Picnic Party."
- **Teach and sing the ARTHUR "Theme Song"** (click on Arthur at [www.pbskids.org/arthur](http://www.pbskids.org/arthur) for lyrics and music) or "Library Card" (see page 23).
- **Serve a theme-related snack**, such as fish-shaped crackers for "Arthur and D.W.'s Beach Blast."
- **Schedule early evening or weekend events** when possible to encourage the participation of families and working parents.

## Trivia Quiz

Do you know when Arthur's birthday is?  
Do you know who has the same birthday as Arthur? See page 19 for the answers!

Events can include a video showing, storytime, related games and/or crafts, activities, and refreshments. Make a regular storytime (see pages 12–13) into an event by adding an activity or guest visitor. Try to decorate the space you will be using (some balloons might be enough) and be sure to schedule at least an hour for the event. You may want to create a series of Arthur events throughout the year or use an ARTHUR event to kick off a week-or-month-long library celebration.

The following events are recommended for children in kindergarten through second grade; however, by tailoring book choices and activities they can be easily adapted for younger or older audiences (see also "Especially for Preschoolers" on pages 14–15). Since you are probably already experienced in holding events, we have provided key pointers for two events. On page 8 you'll find additional ideas for ARTHUR events.



☞ We hosted an Arthur Birthday Party with tremendous success. We set up stations with different Arthur-related activities. . . . I created an 'Arthur's Birthday' take-home kit [which included] a hardcover book, a softcover book for the family to keep, a list of 'Activities to Do with Your Child,' craft projects, and supplies. . . . Arthur can really be used as a hook to get at-risk children interested in reading! ☞

Thyllis Davis, Joliet Public Library, Joliet, Illinois

## Read About...Birthdays

Brown, Marc. *Arthur's Birthday*  
Cooke, Trish. *So Much*  
Feldman, Eve. *Birthdays! Celebrating Life Around the World*  
Green, John. *Alice and the Birthday Giant*  
Modell, Frank. *Ice Cream Soup*  
Mora, Pat. *Pablo's Tree*  
Noble, Trinka. *Jimmy's Boa and the Big Splash Birthday Bash*

## Watch This!

#110 Arthur's Birthday  
#314 D.W.'s Perfect Wish  
#405 Prunella Gets It Twice  
#407 Prunella's Prediction



## Happy Birthday, Arthur!

You can use this format to celebrate the birthdays of other well-known book characters or popular children's book authors. Several authors have their own Web sites. (See also Inkspot's Children's Author Directory at [www.inkspot.com/author/directory.html](http://www.inkspot.com/author/directory.html) or Ask the Author at [www.ipi.org/youth/AskAuthor/AskAuthor.html](http://www.ipi.org/youth/AskAuthor/AskAuthor.html).)

- Create a party invitation with the date, time, and recommended age range using the reproducible art or stationery on pages 29–30.
- Suggest that children bring a gift such as a book they no longer read. Books in good condition can be donated to a library book sale, local family shelter, or city hospital.
- Make birthday hats with rolled construction paper cones or birthday crowns. Have on hand feathers, glitter, tissue paper, pom-poms, etc. for decorating.
- Play Pin-the-Bow-Tie-on-Arthur or Pin-the-Ears-on-Buster.
- Have children make birthday cards for Arthur to display at the library. Decorate an old box as a mailbox.
- Sing "Happy Birthday" in a whisper. Sing it out loud or on one foot!
- Serve cupcakes. Light one candle and have everyone blow it out from their seats—or just act it out.
- Give out "goodie bags" for kids to take home. Fill them with bookmarks (see page 5), coloring sheets (see pages 16–17), an ARTHUR mask (see page 28), and booklists (see pages 26–27).

## Arthur's All-Mixed-Up Party

This event will help children use their imagination to experiment with new and unusual perspectives. The books complement the theme by providing some interesting mixed-up fairy tales and "what if" stories, and the ARTHUR shows offer new angles on artwork. Be prepared for lots of giggling during this event!

- Rearrange the room so that it looks different than it usually does. Hold the book you are reading upside down and see who notices first!
- Suggest that kids wear mixed-up clothing, such as their shirts inside out. Mix up your outfit too.
- Instead of stamping children's hands as they enter, have them stamp yours.
- Have kids write their names backwards on name tags as they arrive. Ask them to walk in backwards.
- Say goodbye when children come in and hello when they leave.
- Listen to the "Jekyll and Hyde" song from the *Arthur and His Friends* audiocassette or CD.
- Serve "mixed-up" snacks (such as pineapple upside-down cake) at the beginning instead of at the end of the event.
- Have children try writing and drawing with the other hand, or with their toes, or with their eyes closed!
- Ask children to use their imaginations and make up "what if?" stories or draw "what if" drawings: What if pigs flew? What if it snowed in the summertime?
- Play "Backwards Toss" using a beanbag and a coffee can or larger container.

## Read About...Mix-Ups

Barrett, Judi. *Cloudy with a Chance of Meatballs*  
Cole, Babette. *Princess Smartypants*  
Loh, Morah. *Tucking Mommy In*  
Perry, Sarah. *If*  
Scieszka, Jon. *The Frog Prince Continued*  
Trivizas, Eugene. *Three Little Wolves and the Big Bad Pig*

## Watch This!

#202 Binky Barnes, Art Expert  
#303 Arthur Goes Crosswire

# More ARTHUR™ Event Ideas

The descriptions of ARTHUR shows and educational activities, available at [www.pbskids.org/arthur](http://www.pbskids.org/arthur), will help you develop other theme-related events. Here are some additional ideas for ARTHUR events.

## Three Cheers for Arthur and Friends

Kick off Children's Book Week with a "Three Cheers for Arthur and Friends" Day. Display books, videos, pictures, and fun facts about Arthur, his friends, and other story-book characters. You may want to feature a series of ARTHUR episodes about friendship, such as #130 Arthur's First Sleepover, #208 The Big Blowup, #212 Arthur's Faraway Friend, #402 Muffy's New Best Friend, or #410 Buster's Best Behavior. Read books about friendship (see page 26) at designated storytimes.

Throughout the week, ask children to vote for their favorite book or children's book character. Have children record and display their choices on colored paper in the shape of a heart, star, balloon, or book.

End the week with a Children's Book Week Book Bash. Invite members from the community (politicians, the fire chief, the crossing guard, parents, high school students), and ask each of them to read from a favorite children's book.

## Arthur and D.W.'s Beach Blast

It's fun to bring the outside into the library. Ask children to bring beach towels and wear beach clothes. Pull storytime books out of a cooler. Draw sand castles or treasure maps. Make sand paintings with colored sand and glue. Start a limbo line! Watch Episode #103 D.W. All Wet. (You can also read the book *D.W. All Wet*.) Read books about pirates, whales, or read: *Do Not Open* by Brinton Turkle, *Donnatalee* by Erika Tamar, *Joshua by the Sea* by Angela Johnson, *Me First* by Helen Lester, or *Where Does the Trail Lead?* by Burton Albert. You can vary this activity by using a picnic theme. Use blankets on the floor, a picnic basket, and read books about food—and ants.

## Arthur Read's Family Show-and-Tell

Many of the Arthur shows and stories celebrate the contributions of different family members (even if they get on each other's nerves once in a while). Invite families to share a talent, skill, special object, family story, or song. Set time limits and give suggestions for the kinds of activities, such as juggling, fixing a bike tire, showing a firefighter's hat. Make a "playbill" and serve refreshments.

Introduce or conclude the evening by reading *Uncle Jed's Barber Shop* by Margaree King Mitchell, *Song and Dance Man* by Karen Ackerman, or *The Patchwork Quilt* by Valerie Flourney. Watch one of the following ARTHUR episodes: #115 Grandpa Dave's Old Country Farm, #120 Arthur's Almost Boring Day, #307 Dad's Dessert Dilemma, #408 To Beat or Not to Beat.



Our Family Fun Night program for kids of all ages is called 'Antics with Arthur.' The program opens with the ARTHUR theme song. After reading Arthur's First Sleepover and Arthur's Chicken Pox, we learn to draw Arthur, pin the bowtie on Arthur, stick red stickers on him (for chicken pox), and make Arthur puppets to take home. We love Arthur. ☺

—Catherine Hollerbach, North County Area Library, Glen Burnie, Maryland

# And the Winners Are . . .

A contest is a great way to involve a lot of children at once and may be especially attractive to older children. The contest will be a positive experience for every child if he or she receives a certificate (see page 31) or small prize for entering. If possible, choose winners at random. At the end, hold a party to celebrate all participants. See also "Fun with Arthur" (pages 18-19) for games you can turn into contests.

## Watch This!

#128 I'm a Poet

### I'm a Poet

Celebrate National Poetry Month in April with a poetry contest like the one Arthur and his friends enter in Episode #128 I'm a Poet. Announce the contest at the beginning of the month and follow up with a celebration of participants at the end of the month.

- Ask children to write their own original poems about a theme such as friendship, favorite places, or dreams. Be sure what they submit is readable and has their name, age, and phone number written on the back.
- Create a poetry book corner and post a different poem each week. Ask children to bring in their favorite poem or find one in a library book and illustrate it. (Some good poetry resources include *Classic Poems to Read Aloud* by James Berry, *A Jar of Tiny Stars* edited by Bernice Cullinan, *Pass It On: African American Poetry for Children* by Wade Hudson, *The Random House Book of Poetry for Children* by Jack Prelutsky, and *Sing a Song of Popcorn* by Beatrice Schenk de Regniers.)
- Host a poetry reading of winners and runners-up. With prior permission from each child, photocopy their original poems into a "book" to give out or keep on display in the Children's Room. Select some of the poems to reprint in your library newsletter or the local newspaper.
- If you have a poet in your community, invite him or her to the poetry reading. Other special guests might be a college or high school English teacher or students from the high school literary magazine.

## Library Poster Parade

Use the ARTHUR shows to introduce the idea of promoting the library. Ask children to create a "commercial" for their library in the form of a poster. Provide art supplies and poster board or oaktag, or allow children to use materials at home. Have kids work in pairs or alone. They can illustrate the library itself, a favorite book or character, or some other reading theme. You may want to display a different poster (or selection of posters) each month. In addition, list the names of the participating artists prominently in the library.

## Watch This!


#116 Arthur and the Crunch Cereal Contest  
#311 Arthur's Almost Live Not Real Music Festival

## Ready, Set, Write!

Hold a local story-writing contest in which children write their own ARTHUR stories, in teams or individually. Ask children to submit their stories (younger children can dictate stories to an adult or older sibling), and choose winning entries at random. Invite children to illustrate their story or create a book cover. Put together a display of the winning stories with the authors' "biographies" next to them. Keep the stories at the library (you may want to laminate them to withstand wear and tear) for other children to read even after the contest is over.

## Watch This!

#112 Arthur Writes a Story  
#404 The Contest



# Join the Club

Clubs are generally enhanced storytimes that last four to six weeks and require preregistration. You may or may not want to limit registration depending on the club. Designating a storytime series as a "club" is a great way to sustain the interest of older children in coming to the library and participating in storytimes. The following clubs are recommended for children kindergarten through second grade.

You can kick off your first club meeting by showing Episode #129 My Club Rules, in which Arthur™ and his friends can't decide on rules for their club. At the last club meeting, you can award a certificate (see page 31) to each of the members.

## Read About...Mysteries


Christelow, Eileen. *Gertrude, the Bulldog Detective*  
Hurd, Thacher. *Mystery on the Docks*  
Jonas, Ann. *The 13th Clue*  
Mollel, Tololwa. *The Orphan Boy*  
Van Allsburg, Chris. *The Garden of Abdul Gasazi*

## Watch This!

#106 Arthur Accused!  
#122 D.W.'s Snow Mystery  
#127 D.W.'s Blankie  
#210 Arthur's Mystery Envelope  
#215 Fern's Slumber Party  
#306 Binky Rules

## Arthur's Detective Club

- At the first meeting, make up a special club handshake. Begin and end each meeting with this handshake.
- Give children Arthur's Detective Club badges or identity cards (see page 31) with their names to be stamped at each visit. Collect them at the end of each meeting for safekeeping. Children can take them home as keepsakes after the last meeting.
- Each week play the Secret Character Game. Here's how to play:
  1. Choose three books to read aloud, mystery-related or not, with an interesting cast of characters.
  2. Before reading the books, select one character from each book and write clues about them. (For example, a clue for Max in *Where the Wild Things Are* by Maurice Sendak might be: "Sometimes I have a tail. And sometimes I do not. One thing is for certain, I like my food hot.") For more of a challenge, provide a clue for only one character. Children will have to listen very closely to all three books to come up with the answer.
  3. Add a sense of mystique. Write the clue on a large piece of paper, roll it up, and seal it with a gold sticker. Unroll the paper with a flourish.
- Have on display or booktalk some more advanced mystery titles, such as *Cam Jansen and the Mystery of the Dinosaur Bones* by David Adler or *Something Queer at the Library* by Elizabeth Levy.
- For take-home fun, give one ARTHUR trivia question (see page 19) at the end of each session. Start the next club meeting by sharing answers.



☞ We started a new book club this year for first, second, and third graders called Arthur's Book Buddies. We meet for 45 minutes once a month during the school year. Each child is given a folder when they join to keep their handouts, bookmarks, name tags, prizes, etc. related to the theme of the evening. The program has been very successful. ☺

-Lucy Kluessendorf, Waukesha Public Library, Waukesha, Wisconsin

## Arthur's Poetry Club\*

Launch the poetry club by watching Episode #128 I'm a Poet. Designate a special chair or place in the Children's Room as "Arthur's Poetry Spot." You may want to begin the club's meeting by listening to "Poetry Club" from the *Arthur and His Friends* audiocassette or CD. Read poems together and then have children write different kinds of poems each week. In addition to the ones listed below, kids can also try haiku or limericks. They can also write poems in response to various kinds of music. Check out Fern's "Poetry Club" on the ARTHUR Web site ([www.pbskids.org/arthur](http://www.pbskids.org/arthur)) for sample poems from Arthur and his friends.

- **Word Soup**—On separate sheets of paper, write down a series of lively adjectives, nouns, verbs, and prepositional phrases. Place them in a bowl, mix them with a spoon, and ask each child to pick a small handful. Children then use these words as a basis for their poems. They can put words back and exchange them for new ones once or twice.
- **Acrostic Poems**—Have children write their first name vertically on the page. Each letter becomes the first letter of a line about themselves. Try other words or have them use the names of ARTHUR or other storybook characters.
- **Zap Poems**—Choose an evocative word or phrase such as "thunder and lightning" or "hungry as a bear" and ask kids to write down all the words, phrases, and sentences that immediately come to mind. These lists can then serve as the basis for their poems.

## On Stage with Arthur and Gang

Writing and performing skits, plays, or reader's theater is also popular with third and fourth graders. This club is most successful when children commit to coming for several weeks in a row. This gives them an opportunity to get to know one another and work together as a group. You may want to focus on one skit or play to practice, or you may want to choose several short scripts to perform each week.

- Have children read, rehearse, and perform "D.W. Gets Her Library Card," a short script provided on pages 20–22.
- Use one of the following resources to choose additional scripts or acting exercises: *Stories on Stage: Scripts for Reader's Theater* by Aaron Shepard, *The Skit Book: 101 Skits from Kids* by Margaret MacDonald, *Multicultural Folktales for the Feltboard and Reader's Theater* by Judy Sierra.
- Invite high school drama students to help "direct" the plays or teach acting skills.
- Arrange a performance of one or more of the skits as an evening family event. Videotape the performance and show it at another library event.
- You may want to expand this club by having older children write their own plays to perform.

### Read About...Poetry

Florian, Douglas. *Beast Feast*  
Greenfield, Eloise. *Night on Neighborhood Street*  
Grimes, Nikki. *Meet Danitra Brown*  
Livingston, Myra Cohn. *Cricket Never Does: A Collection of Haiku and Tanka*  
Prelutsky, Jack. *The New Kid on the Block*  
Stevenson, James. *Popcorn: Poems*  
Thomas, Joyce Carol. *Gingerbread Days*



### Read About...Plays

Greenfield, Eloise. *Grandpa's Face*  
Hoffman, Mary. *Amazing Grace*  
Marshall, James. *Fox on Stage*  
Stanley, Diane. *Bard of Avon: The Story of William Shakespeare*  
Tryon, Leslie. *Albert's Play*

### Watch This!


#110 Francine Frensky, Superstar  
#204 Arthur Makes a Movie  
#304 And Now Let's Talk to Some Kids

# Storytime

You're probably already familiar with storytime basics. We have included several popular themes, geared to elementary-age children that use at least one ARTHUR™ book and episode, as well as suggestions for related books to read. Generally, three to four books will be enough for one session.

## Tips

You may want to add a game, craft, refreshment, or invited guest to make a regular storytime extra special. You can hand out booklists to parents at the end or feature a display of related books for children to borrow. For preschool storytime suggestions, see "Especially for Prechoolers" (pages 14-15).



## Watch This!

## Read This!

### Bully for Bullies

Although Binky is sometimes a bully, children also learn that he's really nice underneath all of his bravado. Give children a chance to talk about any experiences they have had with bullies. You may want to share tips on how to handle a bully (for example, walk away or tell a parent or teacher about it).

#123 Bully for Binky  
#207 Night Fright

Bottner, Barbara. *Bootsie Barker Bites*  
Brown, Marc. *Arthur's April Fool*  
Cagle, Kathy. *The Wimp*  
Meddaugh, Susan. *Martha Walks the Dog*  
Naylor, Phyllis. *King of the Playground*

### Mischief Makers

Arthur, D.W., and some of their friends often make mischief. To expand their knowledge about different cultures and genres, introduce children to some traditional mischief makers such as tricksters and wizards.

#109 Arthur Babysits  
#114 Arthur the Wrecker  
#117 Meek for a Week  
#124 D.W. Gets Lost  
#130 Arthur's First Sleepover  
#204 Go to Your Room, D.W.

Brown, Marc. *Arthur Babysits*  
Brown, Marc. *Arthur's Computer Disaster*  
Brown, Marc. *Arthur's First Sleepover*  
Kimmel, Eric. *Anansi and the Talking Melon*  
Lester, Helen. *The Wizard, the Fairy, and the Magic Chicken*  
McDermott, Gerald. *Raven: A Trickster Tale from the Northwest*  
McKissack, Patricia. *Flossie and the Fox*  
Wells, Rosemary. *Fritz and the Mess Fairy*

### Back to School

Arthur and his friends experience typical school trials and triumphs. Invite children to share what they like about school. Pull the books out of a backpack loaded with school supplies.

#102 Arthur and the Real Mr. Ratburn  
#127 Arthur's Substitute Teacher Trouble  
#405 The Rat Who Came to Dinner

Allard, Harry. *Miss Nelson Is Missing*  
Ashley, Bernard. *Cleversticks*  
Brown, Marc. *Arthur's Teacher Trouble*  
Caines, Jeannette. *I Need a Lunch Box*  
Henkes, Kevin. *Lilly's Purple Plastic Purse*  
Schwartz, Amy. *Bea and Mr. Jones*  
Surat, Michele. *Angel Child, Dragon Child*

## Many Moods

Learning to cope with moods is an important life skill for children. Many children identify with the feelings the ARTHUR characters experience. After watching a show and reading the stories, have children make faces or body movements to express a particular mood. Have the other kids guess what mood it is!

- #201 Arthur Meets Mr. Rogers
- #212 Arthur's Faraway Friend
- #218 D.W.'s Very Bad Mood
- #401 Arthur's Big Hit

- Brown, Marc. D.W. Go to Your Room!**  
Curtis, Jamie Lee. *Today I Feel Silly & Other Moods That Make My Day*
- Everitt, Betsy. *Mean Soup*
- Fox, Mem. *Tough Boris*
- Lotz, Karen. *Can't Sit Still*
- Steig, William. *Pete's a Pizza*
- Viorst, Judith. *Alexander and the Terrible, Horrible, No Good, Very Bad Day*

## I'm a Brother, I'm a Sister

The loving but often quarrelsome relationship between Arthur and D.W. is familiar to many children. Invite the group to share a few facts about their brothers or sisters. Children without siblings can talk about cousins or even pets. Children can draw a picture of their family or a scene with Arthur and D.W., or Baby Kate.

- #111 Arthur's Baby
- #111 D.W.'s Baby
- #105 D.W. the Copycat
- #121 The Perfect Brother
- #125 D.W. Thinks Big
- #206 Play It Again, D.W.
- #220 Sue Ellen's Little Sister

- Brown, Marc. Arthur's Baby**
- Brown, Marc. D.W. Thinks Big**  
Greenfield, Eloise. *She Come Bringing Me That Little Baby Girl*
- Henkes, Kevin. *Julius, the Baby of the World*
- Hoberman, Mary Ann. *Fathers, Mothers, Sisters, Brothers*
- Johnson, Angela. *Do Like Kyla*
- Moe, Eileen. *With My Brother*
- Mollel, Tololwa. *Big Boy*
- Polacco, Patricia. *My Rotten Redheaded Older Brother*

## Food Glorious Food

Ask children what their favorite (or least favorite) food is, or about special foods they eat during family holidays or celebrations. End the story-time by listening to "Leftovers Goulash" from the *Arthur and His Friends* audiocassette or CD.

- #120 The Half-Baked Sale
- #203 D.W., the Picky Eater
- #220 How the Cookie Crumbles
- #305 The Chips Are Down

- Brown, Marc. D.W. the Picky Eater**  
Choi, Sook Nyul. *Halmomi and the Picnic*
- Dooley, Norah. *Everybody Cooks Rice*
- Falwell, Cathryn. *Feast for Ten*
- Friedman, Ina. *How My Parents Learned to Eat*
- Kasza, Keiko. *The Wolf's Chicken Stew*
- Priceman, Marjorie. *How to Make an Apple Pie and See the World*
- Sloat, Teri. *The Eye of the Needle*

## Tooth Tales

Losing a tooth is a significant life event for a child, as Arthur knows too well. Introduce a variety of tooth folklore using *Throw Your Tooth on the Roof* by Selby Beeler. Point out areas on a map or a globe as you describe different traditions. You might want to ask a local dentist to donate toothbrushes or invite a dental hygienist to speak.

- #124 Arthur's Tooth
- #310 D.W. Tricks the Tooth Fairy

- Birdseye, Tom. *Airmail to the Moon*
- Brown, Marc. Arthur's Tooth**  
MacDonald, Amy. *Cousin Ruth's Tooth*
- McPhail, David. *The Bear's Toothache*
- Steig, William. *Doctor De Soto*



# Especially for Preschoolers

Providing creative programming for preschoolers helps them develop a love of books and libraries and go on to become lifelong library users. Plan on about 30-40 minutes for each program and encourage parents to take out a variety of books afterward. The following programs feature an ARTHUR™ episode as well as a list of related books and a simple activity.\*



## Snowy Days

Use Arthur's and D.W.'s winter adventures to kick off a storytime about snow. Ask children to pretend they are snowflakes and play music as they dance. ("The Nutcracker" by Tchaikovsky is a good choice.) Then provide materials to make snow people: circles cut from white construction paper (to make the heads and bodies). Glue the circles onto blue or black construction paper and decorate with cotton balls, pipe cleaners, and other paper shapes.

### Watch This

- #122 D.W.'s Snow Mystery
- #315 The Long Dull Winter
- #406 The Blizzard

### Read This

- Ehlert, Lois. *Snowballs*
- Keats, Ezra Jack. *A Snowy Day*
- London, Jonathan. *Froggy Gets Dressed*
- Stoeke, Janet Morgan. *A Hat for Minerva Louisa*

## Cat and Dog Friends


Arthur's dog, Pal, is often a favorite character for preschoolers. Talk with the group about pets—what they are and how you take care of them. Then make dog and cat masks or puppets. Use paper plates and Popsicle sticks or chopsticks for handles. Provide pipe cleaners for whiskers and different-shaped ears for children to glue, as well as crayons for coloring and drawing faces. Listen to "My Dog Pal" from the *Arthur and His Friends* audiocassette or CD.

### Watch This

- #108 Arthur's New Puppy
- #112 Arthur's Lost Dog
- #313 Francine and the Feline

### Read This

- Barracca, Debra. *The Adventures of Taxi Dog*
- Brown, Marc. *Arthur's New Puppy*
- Brown, Marc. *Arthur's Pet Business*
- Eastman, P. D. *Go, Dog, Go*
- Ehlert, Lois. *Feathers for Lunch*
- Johnson, Angela. *The Girl Who Wore Snakes*
- Keats, Ezra Jack. *Whistle for Willie*
- Soto, Gary. *Chato's Kitchen*



☞ Every Wednesday morning we have a storytelling program for preschoolers. I choose some ARTHUR books to read to the kids. After the story, I . . . ask questions about the story I just read [such as] 'How did Arthur get Pal?' The kids love the contest and win a free book or other small incentive. ☺☺

—Yang Wang, Brooklyn Public Library, Brooklyn, New York

## It's Raining, It's Pouring!


Arthur and his family learn how to have fun on a rainy day. Invite children to draw a picture of their favorite thing to do on a rainy day. You can also hand out precut rainbows for them to color in and hang on a string. Have them imitate falling rain with their fingers. Then have the children "follow the leader" and make believe you're outside on a rainy day: pull on your boots, put on your raincoat, zip it up, and tie the hood. Pretend to feel the rain and open your mouth to catch the drops. Splash in make-believe puddles!

### Watch This

- #115 Arthur's Family Vacation
- #120 Arthur's Almost Boring Day

### Read This

- Aardema, Verna. *Bringing the Rain to Kapiti Plain*
- Brown, Marc. *Arthur's Family Vacation*
- Cooney, Nancy Evans. *The Umbrella Day*
- Crews, Nina. *You Are Here*
- Ginsburg, Mirra. *Mushroom in the Rain*
- McPhail, David. *The Puddle*
- Stevenson, James. *Rolling Rose*
- Yashima, Taro. *Umbrella*



## Fly Away!

Arthur yearns for moon boots so he can jump high and the Tibble Twins love to play "airplane." Ask children for suggestions of things that fly—birds, planes, kites, balloons, etc. What would they like to see if they could fly? Have children decorate simple sky pictures with clouds, rainbows, or shapes and cotton balls.

### Watch This

- #108 Arthur Bounces Back
- #311 Double Tibble Trouble

### Read This

- Cannon, Janell. *Stellaluna*
- Dorros, Arthur. *Abuela*
- McPhail, David. *First Flight*
- Ringgold, Faith. *Tar Beach*
- Wilson, Sarah. *Three in a Balloon*

## Shall We Dance?

Arthur not only learns to square dance, he dances in his own music video. Play dance music from different eras and cultures and have children change their movements as you change the music. Have children draw pictures to go with the music. Teach a simple dance (such as "Skip to My Lou") and get moving!

### Watch This

- #212 Arthur and the Square Dance
- #311 Arthur's Almost Live Not Real Music Festival

### Read This


- Agell, Charlotte. *Dancing Feet*
- Cauley, Lorinda Bryan. *Clap Your Hands*
- Hopkins, Lee Bennett. *Song and Dance*
- Isadora, Rachel. *Max*
- Martin, Bill, Jr., and John Archambault. *Barn Dance!*
- McKissack, Patricia. *Mirandy and Brother Wind*
- Shannon, George. *Dance Away*




# Arthur™

## Coloring Sheet






Watch  
Arthur and  
his friends  
on PBS.



# Fun with ARTHUR™

Use these games to enhance an ARTHUR event, a club meeting, a contest, or a simple storytime.



## Arthur Bingo

Arthur Bingo makes a great stand-alone program or can be easily incorporated into any larger event. It can be played with as few as five children or as many as forty. Create bingo boards using the art on page 29. Duplicate the boards for as many players as you need and laminate them if you wish. Call out the character's name or hold up pictures for kids to match. For older players, try calling out clues. Children can also complete letter shapes (such as T, L, or E) to win.


Make fun bingo pieces using breakfast cereal or have children color pre-cut circles. Hand out stickers to everyone who participates, and have small prizes on hand for the winners.

## Arthur's Library Trivia Treasure Hunt

Use Arthur trivia (see right) to create a fun and challenging game for elementary school-age children. To create more Arthur trivia questions, click on the different characters on the ARTHUR Web site ([www.pbskids.org/arthur](http://www.pbskids.org/arthur)).

You can also add questions that will help build library skills: "Buster wants a book about Jupiter. What call number should he look under?" "Francine needs to find the chapter book *Amber Brown Is Not a Crayon*. How can she find it in the catalog?" You may also want to include questions about children's literature: "What is the title of the book in which Curious George makes a paper boat?"

In order to prevent a mad dash around the Children's Room, extend this game over time and suggest that children work in pairs or groups. You can also feature this activity in the evening and have parents and children work together. Everyone who finishes by a certain date will be awarded a certificate (see page 31) or win a prize (see page 32).



# "Did You Know?" ARTHUR™ Trivia

Q: How old is Arthur?

A: Eight years old

Q: What kind of animal is Arthur?

A: An aardvark

Q: When is Arthur's birthday?

A: May 25

Q: Who has the same birthday as Arthur?

A: Muffy

Q: What is Arthur's last name?

A: Read

Q: What does Arthur's mom do for a living?

A: She's an accountant

Q: What does Arthur's dad do for a living?

A: He's a caterer

Q: What does D.W. stand for?

A: Dora Winifred

Q: Who is Arthur's best friend?

A: Buster Baxter

Q: What does Buster want to be when he grows up?

A: Older

Q: Who is Francine's best friend?

A: Muffy

Q: What is the Brain's real name?

A: Alan

Q: What instrument does Binky play?

A: The clarinet

Q: What is Muffy's real name?

A: Mary Alice Crosswire

Q: Who is Arthur's teacher?

A: Mr. Ratburn

Q: Where does Arthur live?

A: Elwood City

Q: What is the name of the librarian in Elwood City?

A: Paige Turner

Q: What is Pal's mother's name?

A: Perky

Q: What famous television host has visited Arthur?

A: Mr. Rogers

Q: What are the names of the Tibble Twins?

A: Tommy and Timmy

Q: Who writes the ARTHUR books?

A: Marc Brown

Q: What can you find hidden in the ARTHUR books?

A: The names of Marc Brown's children: Tolon, Eliza, and Tucker



☺ We had a very successful school-age ARTHUR program during spring break. The kids rotated among [several] activity stations [including]: Arthur Paper Bag Puppets (kids made puppets and put on shows), Arthur Matching Game (kids matched pictures of the characters to their names), Jokes and Riddles (a board with flip-up panels had Arthur-related jokes and riddles), What Is an aardvark? (a picture of a real aardvark), ARTHUR Videos (kids snuggled up with an oversize Arthur and D.W. [doll] while watching videos). ☺


-Nicole James and Barb Moroknek, Lawrence Branch, Indianapolis-Marion County Public Library, Indianapolis, Indiana

# Arthur™ Read Presents

Whether you have a group of children who meet on a regular basis, or you'd like to have an impromptu performance, the following script provides a skit that's easy to produce and perform. (Families especially enjoy seeing their youngsters perform, so try to make it part of an evening event.)

## Tips

You can include simple props and stage directions or use the script as Reader's Theater (with a narrator) and have children sit or stand and read the lines. Highlight the lines for each actor to make reading easier. To "cast" the play, you may want to have children pull out their character's name from a hat. You may also want to create character name tags so it's easy for the audience to follow who's who. You can download and print out masks for several of the ARTHUR characters from [www.pbskids.org/arthur](http://www.pbskids.org/arthur).



## D.W. Gets Her Library Card! by Peter Hirsch

**(Narrator:)** *The action takes place in the Reading Room of a library. Francine, Binky, and Buster are already there. D.W. walks into the library and goes right to a table on which a Big Book is placed. She is followed by Arthur.*

**D.W.:** Arthur, look! It's my favorite book! It's big and it's pretty and it's all about frogs! Will you read it to me? Please, please, please, please, please?

**Arthur:** No, D.W., that's a baby book. I only read books for big kids.

**D.W.:** Then will you check it out for me with your library card?

**Arthur:** Are you kidding?? Do you know what would happen if my friends found out I checked out a baby book?

**D.W.:** What?

**Arthur:** This!

**(Narrator:)** *He points to Francine, Binky, and Buster, who go to the center of the room.*

**Francine:** Hey guys! Arthur checked out a baby book on frogs!

**Buster:** I guess that makes him a baby!

**Binky:** Yeah. Or maybe even a baby frog! A tadpole!!

**Buster, Binky, and Francine:** HA HA HA HA HA HA HA!

**(Narrator:)** *Buster, Binky, and Francine freeze.*

**Arthur:** That's what would happen! Sorry, D.W., I can't do it. Now let me read in peace.

**(Narrator:)** *Arthur picks up a book and starts reading. Buster, Binky, and Francine go back to their seats. D.W. puts the book back on the table.*

**D.W.:** I wish I had my own library card. Then I could take out this book all by myself and have Mom or Dad read it to me at home.

**(Narrator:)** *Just then Tommy and Timmy Tibble enter the reading room. Each Tibble holds a library card.*

**Timmy Tibble:** Let's take out a book on snakes with our library cards!

**Tommy Tibble:** No! Spiders!

**Timmy Tibble:** Snakes!

**Tommy Tibble:** Spiders!

**D.W.:** Tommy and Timmy Tibble, you have your own library cards? How did you get them?

**Tommy Tibble:** Should we tell her?

**Timmy Tibble:** No way! If she gets her own card, she'll take out every book in the library and then there will be none left for us!

**(Narrator:)** *Tommy and Timmy hide behind a table.*

**D.W.:** I'll ask Francine how to get my own library card.

**(Narrator:)** *D.W. goes up to Francine, who's watching a video screen.*

**Francine:** Hi, D.W.! I'm watching a video about Babe Ruth!

**D.W.:** You can watch videos in the library?

**Francine:** Sure you can! Look! He just hit a home run! Listen to the fans go wild!

**All the kids (except D.W. and Arthur):** HOORAY!!!

**Arthur:** Shh! Keep it down! I'm trying to read!

**Francine:** I love baseball! I'm going to practice my batting right now!

**(Narrator:)** *She leaves. D.W. goes up to Binky who has headphones on and is humming.*

**Binky:** Hi, D.W.! This is a great jazz CD!

**D.W.:** Wow! You can listen to music in the library, too?

**Binky:** What?

**D.W.:** *(louder)* I said, "You can listen to music in the library, too?"

**Binky:** I can't hear you! I'm listening to music!

**(Narrator:)** *D.W. goes over to Buster, who is snoring loudly.*

**D.W.:** Hey, Buster. Buster!

**(Narrator:)** *She wakes him up. He quickly picks up a book.*

**Buster:** I wasn't asleep! I was studying! Oh, it's only you, D.W.

**D.W.:** How do I get my own library card?





**Buster:** Oh, just ask . . . just ask . . .

**(Narrator:)** *He falls back asleep before he can finish the sentence.*

**D.W.:** Just ask WHO???

**Buster:** *(LOUD SNORE)*

**D.W.:** Will someone please help me get my own library card!!!

**(Narrator:)** *Ms. Paige Turner approaches her.*

**Ms. Turner:** I'll help you, D.W. I'm Ms. Turner and I work at the library. All you have to do is sign your name on this sheet of paper.

**D.W.:** Sign my name? But I can't do that! I've never done it before!

**Ms. Turner:** Try it. I bet you can do it.

**(Narrator:)** *Tommy and Timmy pop their heads up from behind the desk.*

**Tommy and Timmy Tibble:** We bet she can't do it!

**(Narrator:)** *Ms. Turner hands D.W. the pencil.*

**D.W.:** I'm scared! What if I forget my name? Oh, no! I did forget my name!  
WHAT'S MY NAME??

**All the kids (except D.W. and Arthur):** D.W.!

**Arthur:** Shh! Keep it down! I'm trying to read!

**(Narrator:)** *D.W. writes her name on a sheet of paper. Ms. Turner hands her a library card.*

**Ms. Turner:** Well done. Here's your library card, D.W.

**D.W.:** My very own library card!

**(Narrator:)** *She goes over to where Arthur is reading and shows him her library card.*

**D.W.:** Check it out, Arthur. My very own library card. Now I can take this book out without your help!

**Arthur:** Hey, I know that book! It's called *Hopalong the Frog!* It was the first book I ever took out!

**D.W.:** You took out a baby book?

**Arthur:** It's not a baby book. It's a book for big kids about frogs. Listen . . .


**(Narrator:)** *Arthur opens the book and begins to read.*

**Arthur:** "Hopalong the frog hopped onto a log, and the log started floating away . . ."

**D.W.:** Boy, the things a kid has to do to get her older brother to read to her. Sheesh!

**The End**

25



# “Library Card” Song

Arthur and his friends sing this song as part of Episode #311 Arthur's Almost Live Not Real Music Festival.

Having fun isn't hard when you've got a library card  
Having fun isn't hard when you've got a library card

Come on inside, we've got everything you need  
There's plenty to do or you can just sit and read

This book explains how to make paper planes  
This contour map can show you mountain range terrains

Fly to the moon, explore the ocean floor  
Find out which one's the tiller and which one is the oar

Here's *Charlie and the Chocolate Factory*  
and *Half Magic*,  
*Hop on Pop*, *The Fox in Socks*, and books on doing  
card tricks!

Having fun isn't hard when you've got a library card  
(That's right!)  
Having fun isn't hard when you've got a library card

Books on baseball, hockey, and soccer  
And even how to build yourself a cool doorknocker

I could stay in this place for hours and hours  
I like books with pictures of lotsa pretty flowers . . .  
being crushed by a giant pterodactyl

Jules Verne, H.G. Wells, and Ray Bradbury  
You can take 'em home so you don't have to read  
'em in a hurry

Having fun isn't hard when you've got a library card  
Having fun isn't hard when you've got a library card

Paintings by Leonardo, Rembrandt, and Picasso  
Confidentially, I'm reading *Go, Dog, Go!*

There's *The Giving Tree* and *Jumanji* and  
*Where the Wild Things Are*  
And a book on why you shouldn't  
Keep your brother in a jar

All the thoughts and dreams of people  
throughout history  
And all you need's this little card to  
borrow 'em for free!


Having fun isn't hard when you've got a library card  
Having fun isn't hard when you've got a library card

There's storytime and lessons on how to use  
computers  
But there can't be any classes on how to make me  
cuter

Puppet shows and movies, the cool things never end  
And don't forget the Dewey Decimal System is your  
friend  
Who's Dewey?

And don't forget the Dewey Decimal System is your  
friend  
Who's Dewey?!

Having fun isn't hard when you've got a library card  
Who's Dewey?!!  
Having fun isn't hard when you've got a library card  
Having fun isn't hard when you've got a library card  
Who's Dewey?!!!  
Having fun isn't hard when you've got a library card  
Having fun . . .  
Who is Dewey?!!!!!!




# Tips for Parents

The following tips will help you encourage your child to read, one of the most important things you can do to help your child to succeed in life.


## Going to the Library

- If you don't already have a library card, **call ahead** to find out what you or your child need to do to get one.
- **Decide before you arrive** how many books your child can check out. Some ideas to try are: "ten books for ten toes" or "five books for five fingers" or "one for every year of your child's age."
- To avoid last-minute problems and lost books, **create a home base for library books**, such as a special shelf, a basket, or a milk crate.
- **Let children choose their own books.** Try not to discourage their selections, even if they choose a book by its cover, a book they already have at home, or one they have checked out several times already.
- **Support your child's interests**, whether it's monsters, Mars, or marbles. The librarian can help with book suggestions that are age-appropriate for your child.
- **A nonfiction book is also a good choice.** If it's too hard for your child to read by himself or herself, just enjoy the pictures together or read the captions.
- **Add to your child's selections** with some of your own. There are wonderful new children's books published every year. Ask your librarian for help or browse the "new" book shelf.
- **Introduce yourself and your child** to the librarian. Don't be afraid to ask for help. Very often older children will be more willing to try a librarian's suggestion than a parent's. Having a personal relationship with the library staff will help make the library a place your child will look forward to visiting again and again.
- **Visiting the library on a regular basis** will help make it a familiar and comfortable place. You may want to choose a particular day of the week or time as "library time."
- Libraries offer wonderful activities for *all* ages. **Find out what's going on at your library**, branch library, or bookmobile and try out a few. You can also discover what the library has to offer for adults, such as film series, museum passes, or literacy tutors.



## Reading Together


- **Begin reading with your children when they are babies.** Even children this young love to hear the sound of your voice and to look at the pictures.
- **Try to be patient** when your child wants to hear the same story over and over again. This helps children to read. (It's also okay after the tenth time to suggest another title.)
- **Read with expression.** Change the tone and pace of your voice. Ham it up! Your enthusiasm will be contagious.
- **Read to your child at a regular time every day.** Many families enjoy reading at bedtime, but you can choose any time of the day.
- **Let children ask questions** and make comments about what you read. Talking together about the meaning of a book or simply retelling the story is a great way to help children's verbal skills and improve parent-child communication.
- If you are not comfortable reading or are not a native English speaker, **you can listen to a book on tape together**, read a book in your native language, or just snuggle up and look at the pictures together.
- **Share your family stories or stories from your culture.** Make up stories together at home, in the car or at the grocery store, or while waiting on line.
- **Remind children that they can read magazines, biographies, and other nonfiction works.**
- **Encourage them to try new kinds of books**, such as mysteries, historical fiction, or science fiction.
- **Teach your beginning readers the five-finger trick:** If there are five words on the first page of the book they have chosen that they do not know, it's probably better for someone to read it to them.
- **Let your older reader return to books below his or her grade level.** Sometimes going back is important to help readers feel comfortable and secure.
- **Encourage older brothers and sisters to read to younger siblings.** Or have the whole family set aside some time to read together!



# Read It Now!


These thematic booklists use ARTHUR™ characters to introduce children to additional titles and authors.

Copy and distribute these booklists in your Arthur Library Welcome Pack (see pages 4–5) or at the desk. You may want to use the Arthur art (see page 29) to create additional booklists from different characters.



## Read about . . . Friends

- Burningham, John. *Aldo*
- Carlson, Nancy. *How to Lose All Your Friends*
- Cohen, Miriam. *Best Friends*
- Cote, Nancy. *Palm Trees*
- Crews, Donald. *Shortcut*
- Demarest, Chris. *Morton and Sidney*
- dePaola, Tomie. *Bill and Pete*
- Henkes, Kevin. *Chester's Way*
- Hopkins, Lee Bennet. *Best Friends*
- Komaiko, Leah. *Annie Bananie*
- Lobel, Arnold. *Frog and Toad* (series)
- Marshall, James. *George and Martha* (series)
- Raschka, Chris. *Yo! Yes?*
- Steig, William. *Amos and Boris*



Here are some good stories about all kinds of friends!

## Read about . . . Adventurous Girls

Brisson, Pat. *Wanda's Roses*  
Henkes, Kevin. *Sheila Rae, the Brave*  
Hoffman, Mary. *Amazing Grace*  
Huck, Charlotte. *Princess Furball*  
Isaacs, Anne. *Swamp Angel*  
Johnson, Angela. *The Girl Who Wore Snakes*  
Kellogg, Steven. *Sally Ann Thunder Ann Whirlwind Crockett*  
Khalsa, Dayal Kaur. *Cowboy Dreams*  
Luenn, Nancy. *Nessa's Fish*  
McCully, Emily. *Beautiful Warrior*  
Merrill, Jean. *The Girl Who Loved Caterpillars*  
Nash, Ogden. *The Adventures of Isabel*  
Steig, William. *Brave Irene*  
Stamm, Claus. *Three Strong Women*  
Thompson, Kay. *Eloise*  
Young, Ed. *Lon Po Po*




Come  
read some books  
about girls who are  
strong and brave-  
like me!

Arthur artwork ©/TM Marc Brown 1999.


## Read about . . . Aliens and Outer Space

Birdseye, Tom. *A Song of Stars*  
Cole, Joanna. *The Magic School Bus Lost in the Solar System*  
Hillman, Elizabeth. *Min-Yo and the Moon Dragon*  
Keats, Ezra Jack. *Regards to the Man in the Moon*  
Layton, Neal. *Smile If You're Human*  
Leedy, Loreen. *How Humans Make Friends*  
Marshall, Edward. *Space Case*  
Ostrow, Vivian. *My Brother Is from Outer Space*  
Pinkwater, Daniel. *Ned Feldman, Space Pirate*  
Sadler, Marilyn. *Alistar and the Alien Invasion*  
Sis, Peter. *Starry Messenger*  
Ungerer, Tomi. *Moon Man*  
Wiesner, David. *June 29, 1999*  
Wildsmith, Brian. *Professor Noah's Spaceship*  
Yolen, Jane. *Commander Toad (series)*  
Zuckerman, Arthur. *Company's Coming*



Be prepared  
for aliens from  
outer space: read  
all about them!

Arthur artwork ©/TM Marc Brown 1999.



**ARTHUR™ Mask**

© 1996 Marc Brown.

**Cut out mask, punch holes, and tie with ribbon or thread around head. Ask an adult to help you with this project.**  
Little, Brown and Company

# ARTHUR™ Character Art

Arthur



©/TM Marc Brown 1999.

Mom



©/TM Marc Brown 1999.

Dad




©/TM Marc Brown 1999.

Pal



©/TM Marc Brown 1999.

Buster




©/TM Marc Brown 1999.

Francine



©/TM Marc Brown 1999.

Binky



©/TM Marc Brown 1999.

D.W.



©/TM Marc Brown 1999.

Baby  
Kate



©/TM Marc Brown 1999.






ARTHUR is brought to PBS by WGBH Boston and CINAR Corporation. Funding for ARTHUR is provided by public television viewers. Corporate funding is provided by Libby's® Juicy Juice®, babyGap, and Post® Alpha-Bits® Cereal.


33

All characters and underlying materials (including artwork) copyrighted by Marc Brown. "Arthur", "D.W.", and the ARTHUR characters are trademarks of Marc Brown. PBS and the PBS logo are service marks and/or trademarks of the Public Broadcasting Service.





# Certificate



This award certifies that

\_\_\_\_\_

has successfully completed

\_\_\_\_\_

Date \_\_\_\_\_

Library \_\_\_\_\_

Signed by \_\_\_\_\_

Arthur artwork ©/™ Marc Brown 1999.




## Arthur's Library Adventure


My name \_\_\_\_\_

My library \_\_\_\_\_

Arthur Club or Event \_\_\_\_\_



Arthur artwork ©/™ Marc Brown 1999.




## Arthur's Library Adventure

My name \_\_\_\_\_

My library \_\_\_\_\_

Arthur Club or Event \_\_\_\_\_



Arthur artwork ©/™ Marc Brown 1999.

## ARTHUR™ Products

The following are some of the companies that offer ARTHUR products. You may want to use these as prizes, rewards, giveaways or other incentives. You can also find a complete list of ARTHUR books, videos, and CD-ROMs at [www.pbskids.org/arthur](http://www.pbskids.org/arthur) (click on the librarian's section).

### Audiocassettes, CDs

Rounder Records  
1 Camp Street  
Cambridge, MA 02140  
Tel: 617-354-0700  
Fax: 617-491-1970

### Chapter books on tape

Listening Library  
1 Park Avenue  
Old Greenwich, CT 06870  
Tel: 203-637-1839  
Fax: 203-698-1998

### Educational software/CD-ROMs

The Learning Company, Inc.  
One Athenaeum Street  
Cambridge, MA 02142  
Tel: 800-323-8088 or 800-685-6322  
Fax: 617-761-1348

### Rubber stamps

Kidstamps, Inc.  
4106 Mayfield Road  
S. Euclid, OH 44121  
Tel: 216-291-6884  
Fax: 216-291-6887

### School and library supplies

Demco, Inc.  
4810 Forest Run Road  
Madison, WI 53704  
Tel: 800-356-1200  
Fax: 800-245-1329

### T-shirts

Giant Merchandising  
5655 Union Pacific Avenue  
Commerce, CA 90022  
Tel: 323-887-3350  
Fax: 323-888-3547

# Credits

This guide was produced by the Educational Print and Outreach department of the WGBH Educational Foundation.

**Director, Educational Outreach**  
Beth Kirsch

**Associate Director,  
Educational Print and Outreach**  
Karen Barss

**Manager, Educational Print**  
Sonja Latimore

**Manager, Educational Outreach**  
Trish Meyer

**Editor**  
Cyrisse Jaffee

**Associate Editor**  
Amina Sharma

**Outreach Coordinator**  
Eileen Hughes

**Outreach Production Coordinator**  
Krista Wilcox

**Writer**  
Jenny Polshek  
Watertown Public Library, Watertown, MA

**Writer, "D.W. Gets Her Library Card"**  
Peter Hirsch

**Designers**  
Danielle Edson  
Amity Femia  
Cara Joslin  
Alison Kennedy

**Print Production**  
Lenore Lanier

**Executive Producer, ARTHUR series**  
Carol Greenwald

**Creative Producer, ARTHUR series**  
Marc Brown


**Library Guide Advisory Board**  
Susan Abrams  
Newton Free Library, Newton, MA

Fayth Chamberland  
Concord Public Library, Concord, MA

Dr. Leslie Edmonds Holt  
President, ALSC  
St. Louis Public Library, St. Louis, MI

Richard Wintergreen  
Mattapan Branch Library, Boston, MA

Suzanne Tynemouth  
Malden Public Library, Malden, MA



From WGBH Boston and CINAR Films



Funding for ARTHUR is provided by public television viewers.



Corporate funding is provided by Libby's® Juicy Juice®, babyGap, and Post® Alpha-Bits® Cereal.



ARTHUR is closed captioned for viewers who are deaf or hard-of-hearing. ARTHUR is described for audiences who are blind or visually impaired by Descriptive Video Service® (DVS®). To access DVS, activate the second audio program (S.A.P.) on your stereo TV or VCR.

© 1999 WGBH Educational Foundation. All characters and underlying materials (including artwork) copyrighted by Marc Brown. "Arthur", "D.W.", and all the other ARTHUR characters are trademarks of Marc Brown. PBS and the PBS logo are service marks and/or trademarks of the Public Broadcasting Service. DVS® is a registered trademark of WGBH. Permission is granted for reproduction of this printed material by schools and libraries for educational use only. All other rights reserved. Other than as discussed above, no part of *Arthur's Library Adventure* may be reproduced, stored in a retrieval system, or transmitted in any form or by any means, electronic, mechanical, photocopying, recording, or otherwise, without the prior written permission of the WGBH Educational Foundation, 125 Western Avenue, Boston, MA 02134.

## Dear Educator:

Post® Alpha-Bits® cereal is proud to sponsor the PBS ARTHUR™ series for children. Programming like ARTHUR provides just the right mix of education and fun we believe is critical for a child's learning.

Reading is especially important to Post Alpha-Bits, as our unique letter-shaped cereal provides kids with all 26 letters of the alphabet they need to spell words, and feed their minds and imaginations. Additionally, we are a proud sponsor of First Book, a national non-profit organization that is dedicated to providing new books to disadvantaged kids across the country.

Post Alpha-Bits hopes that these materials are helpful for you and your children.

Happy Learning!

Sincerely,

Post Alpha-Bits



## Dear Educator:


Libby's Juicy Juice has been a proud sponsor of the award-winning PBS series ARTHUR™ since its debut in 1996. Promoting literacy has always been a priority for us through a long-standing relationship with Reading Is Fundamental. We believe that ARTHUR is another dynamic tool for encouraging children to develop and improve their literacy skills.

Because we share the same commitment to enhancing the development of young children, we applaud the efforts of PBS in producing quality educational television.

Libby's Juicy Juice hopes that these materials will be a valuable resource to teach children the lessons and activities that complement Arthur programming.

Happy reading!


Libby's Juicy Juice



Visit us at  
the ARTHUR™ Web site.  
[www.pbskids.org/arthur](http://www.pbskids.org/arthur)  
See you there!



ARTHUR artwork ©™ Marc Brown.



9905070





**U.S. Department of Education**  
Office of Educational Research and Improvement (OERI)  
National Library of Education (NLE)  
Educational Resources Information Center (ERIC)



## **NOTICE**

### **Reproduction Basis**



This document is covered by a signed "Reproduction Release (Blanket)" form (on file within the ERIC system), encompassing all or classes of documents from its source organization and, therefore, does not require a "Specific Document" Release form.



This document is Federally-funded, or carries its own permission to reproduce, or is otherwise in the public domain and, therefore, may be reproduced by ERIC without a signed Reproduction Release form (either "Specific Document" or "Blanket").

EFF-089 (3/2000)