

## DOCUMENT RESUME

ED 445 126

UD 033 524

AUTHOR Johnson, Nicholas  
TITLE A Hand Up: How State Earned Income Tax Credits Help Working Families Escape Poverty. 1999 Edition.  
INSTITUTION Center on Budget and Policy Priorities, Washington, DC.  
SPONS AGENCY Annie E. Casey Foundation, Baltimore, MD.; Ford Foundation, New York, NY.; Mott (C.S.) Foundation, Flint, MI.  
PUB DATE 1999-11-00  
NOTE 54p.  
PUB TYPE Reports - Descriptive (141)  
EDRS PRICE MF01/PC03 Plus Postage.  
DESCRIPTORS \*Low Income Groups; Poverty; Resource Allocation; \*State Programs; \*Tax Credits; Urban Youth  
IDENTIFIERS \*Earned Income Tax Credit

## ABSTRACT

An Earned Income Tax Credit (EITC) is a tax reduction and a wage supplement for low- and moderate-income working families. The federal government administers an EITC through the income tax, as do some states. States that enact EITCs can reduce child poverty, support welfare-to-work efforts, and cut taxes for families struggling to make ends meet. Altogether, 11 states now offer EITCs based on the federal credit. The federal EITC is considered the most effective antipoverty program in the United States for working families. It is estimated that the federal EITC lifts nearly 5 million people, roughly half of whom are children, out of poverty each year. Interviews with EITC recipients show that many use their refunds to make the kinds of investment, including paying for education, that enhance economic security and promote economic opportunity. Two appendixes show parameters of the federal EITC and the estimated cost of refundable state EITCs. (SLD)

PERMISSION TO REPRODUCE AND DISSEMINATE THIS MATERIAL HAS BEEN GRANTED BY

S. deKeyser  
Center on Budget & Policy  
Priorities  
TO THE EDUCATIONAL RESOURCES INFORMATION CENTER (ERIC)

U.S. DEPARTMENT OF EDUCATION  
Office of Educational Research and Improvement  
EDUCATIONAL RESOURCES INFORMATION CENTER (ERIC)

- This document has been reproduced as received from the person or organization originating it.
- Minor changes have been made to improve reproduction quality.
- Points of view or opinions stated in this document do not necessarily represent official OERI position or policy.

# A HAND UP

How State Earned Income Tax Credits  
Help Working Families Escape Poverty  
1999 Edition

Nicholas Johnson

Center on Budget and Policy Priorities  
Washington, D.C.

BEST COPY AVAILABLE

The Center on Budget and Policy Priorities, located in Washington, D.C., is a non-profit, research and policy institute that conducts research and analysis of government policies and the programs and public policy issues that affect low- and middle-income households. The Center is supported by foundations, individual contributors, and publications sales.

---

---

**Board of Directors**

John R. Kramer, Chair  
Tulane Law School

Henry J. Aaron  
Brookings Institution

Beatrix A. Hamburg, M.D.  
Cornell Medical College

Robert D. Reischauer  
Brookings Institution

Douglas L. Becker  
Sylvan Learning Systems, Inc.

Frank Mankiewicz  
Hill and Knowlton

Audrey Rowe  
Lockheed Martin IMS

Barbara Blum  
National Center for  
Children in Poverty  
Columbia University

Richard P. Nathan  
Nelson A. Rockefeller Institute  
Institute of Government

Susan Sechler  
The Aspen Institute

David de Ferranti  
The World Bank

Marion Pines  
Johns Hopkins University

Juan Sepulveda, Jr.  
The Common Enterprise/  
San Antonio

Marian Wright Edelman  
Children's Defense Fund

Sol Price  
Chairman, The Price Company  
(Retired)

William Julius Wilson  
Harvard University

James O. Gibson  
DC Agenda

---

---

Robert Greenstein  
Executive Director

Iris J. Lav  
Deputy Director

**Author**

Nicholas Johnson is a policy analyst with the Center on Budget and Policy Priorities' State Fiscal Project. He has authored several reports on tax relief for low-income families and other state budget and tax issues.

November 1999

Center on Budget and Policy Priorities  
820 First Street, N.E., Suite 510  
Washington, DC 20002  
(202) 408-1080

E-mail: [center@cbpp.org](mailto:center@cbpp.org)  
Web: [www.cbpp.org](http://www.cbpp.org)

**BEST COPY AVAILABLE**

---

## Acknowledgments

---

This report builds on previous reports by the same name issued in 1992 and 1996 and thus owes a debt to the authors of those reports, including Robert Greenstein, Frederick Hutchison, Ed Lazere, and Iris J. Lav. Ann Miles-Brown and Wendy Burnette prepared this report for publication.

The Center is grateful to the Ford Foundation, the Annie E. Casey Foundation, and the Charles Stewart Mott Foundation for their designated support of the Center's State Fiscal Project. Their support makes this work possible.

The author is solely responsible for the contents of this report.

---

## Contents

---

Executive Summary .....	vii
I. The Problem: Poverty Despite Work .....	1
II. Helping Make Work Pay: The Federal Earned Income Tax Credit .....	3
III. Why Enact a State Earned Income Tax Credit? .....	11
IV. Designing a State Earned Income Tax Credit .....	17
V. Financing a State Earned Income Tax Credit .....	27
VI. Enacting a State Earned Income Tax Credit: Case Studies .....	33
Appendix I: Federal Earned Income Tax Credit Parameters .....	37
Appendix II: Estimated Cost of Refundable State Earned Income Tax Credits .....	38

### Figures and Tables

<b>Table 1</b>	
State Earned Income Tax Credits Based on Federal EITC, Tax Year 1999 .....	x
<b>Table 2</b>	
Number of Families and Individuals That Received the EITC for Tax Year 1997 .....	5
<b>Table 3</b>	
State Income Tax Thresholds for Two-Parent Families of Four, 1998 .....	15
<b>Table 4</b>	
State Earned Income Tax Credits Based on the Federal EITC, Tax Year 1999 .....	18

**Table 5**  
Earned Income Tax Credit Amounts by Family Income Levels, 1999 ..... 23

**Figure 1**  
Poor Families with Children, 1997 ..... 2

**Figure 2**  
The Federal Earned Income Tax Credit in Tax Year 1999 ..... 4

---

## Executive Summary

---

An Earned Income Tax Credit is a tax reduction and a wage supplement for low- and moderate-income working families. The federal government administers an EITC through the income tax. So do a rising number of states. States that enact EITCs can reduce child poverty, support welfare-to-work efforts, and cut taxes for families struggling to make ends meet.

### Rising Number of States Offer EITCs

Since 1997, seven states have enacted new Earned Income Tax Credits or expanded existing state EITCs. Colorado, Kansas, Massachusetts and Oregon enacted new EITCs. Maryland, Minnesota and New York substantially expanded existing EITCs.

Altogether, 11 states now offer EITCs based on the federal credit.<sup>1</sup> Such credits have gained support across the political spectrum. EITCs have been enacted in states led by Republicans, in states led by Democrats, and in states with bipartisan leadership. The credits are supported by business groups as well as by social service advocates.

---

<sup>1</sup>A 12<sup>th</sup> state, Indiana, in 1999 enacted an “earned income tax credit” that is quite different from the federal credit; the Indiana credit is discussed briefly on page 17. In addition, one local government – Montgomery County, Maryland – offers a local EITC discussed on page 24.

## Why Consider an EITC?

Several developments explain the popularity of state EITCs in the late 1990s.

- *Continued child poverty.* Despite the current economic expansion, some 8.7 million children in working families remain poor. State EITCs can help reduce poverty among families with children.
- *Welfare reform.* Over the last six years, several million welfare recipients have left welfare and entered the workforce. Many of them, however, cannot make ends meet on their earnings alone. Even with recent increases in the federal minimum wage, a full-time job often is not sufficient to lift a family out of poverty. State EITCs support families who enter and remain in the workforce.
- *Tax cuts.* A number of states are responding to strong fiscal conditions by enacting tax cuts. Enacting a state EITC is a way to ensure that low- and moderate-income families share in the benefits of those tax cuts. This is particularly important because most state tax systems rely heavily on regressive sales, excise, and property taxes. Moreover, nearly half of the states impose an income tax on working-poor families. A state EITC can help offset those taxes.

### State Earned Income Tax Credits Based on the Federal Credit

#### Refundable credits

Colorado  
Kansas  
Maryland  
Massachusetts  
Minnesota  
New York  
Wisconsin  
Vermont

#### Non-refundable credits

Iowa  
Oregon  
Rhode Island

## Why Model a State Credit on the Federal EITC?

The federal EITC was established in 1975 to offset the effects of federal payroll taxes on low-income families. It has been expanded several times since, providing additional assistance to welfare recipients entering the workforce and other workers supporting their



families on low wages. Support for the EITC has come from across the political spectrum.

The effectiveness of the federal EITC both in supporting work and in alleviating child poverty has been confirmed by a number of recent studies.

- The EITC now lifts nearly 5 million people — roughly half of them children — out of poverty each year; it is the nation’s most effective antipoverty program for working families.
- In addition, recent research shows that the credit has contributed to a significant increase in labor force participation among single mothers.
- Interviews with EITC recipients show that many use their EITC refunds to make the kinds of investments — paying off debt, investing in education, securing decent housing — that enhance economic security and promote economic opportunity.

### **Designing a State EITC**

Ten state EITCs piggyback on the federal EITC; those 10 states use federal eligibility rules and express the state credit as a specified percentage of the federal credit. (The percentages are shown in Table 1.) The eleventh state with an EITC, Minnesota, also uses federal eligibility rules, and its credit parallels major elements of the structure.

Eight of the 11 states with EITCs follow the federal practice of making the credit “refundable.” This means a family receives the full amount of its credit even if the credit amount is greater than its income tax liability. The amount by which the credit exceeds annual income taxes is paid as a refund. If a family has no income tax liability, the family receives the entire EITC as a refund. All low-income working families with children can participate in a refundable EITC. Refundable credits are offered in Colorado, Kansas, Maryland, Massachusetts, Minnesota, New York, Wisconsin, and Vermont.

The remaining three credits are non-refundable — that is, each credit is available only to the extent that it offsets a family's income tax. A non-refundable EITC can provide substantial tax relief to families with state income tax liability, but it provides no benefits to working families that have income too low to owe any income taxes. Thus a non-refundable credit assists somewhat fewer working-poor families with children and is likely to be less effective as a work incentive. Non-refundable credits are presently offered in Iowa, Oregon and Rhode Island.

**Table 1**  
**State Earned Income Tax Credits**  
**Based on the Federal EITC, Tax Year 1999**

**Financing a State Credit**

The annual cost of refundable state EITCs in tax year 1996 ranged from \$12 million in Vermont to \$291 million in New York. The cost of a state EITC depends principally on four factors: the number of families in a given state that claim the federal credit, the percentage of the federal credit at which the state credit is set, whether the credit is refundable or non-refundable, and how many state residents that receive the federal credit also learn about and claim the state credit. Because state EITCs are better

State	Percentage of Federal Credit
<b>Refundable credits:</b>	
Colorado	8.5%
Kansas	10%
Maryland*	10% (rising to 15% in 2001)
Massachusetts	10% (rising to 15% in 2001)
Minnesota	15% to 46%, depending on earnings
New York	20% (rising to 25% in 2001)
Vermont	25%
Wisconsin	4% — one child 14% — two children 43% — three children
<b>Non-refundable credits:</b>	
Iowa	6.5%
Oregon	5%
Rhode Island	26.5%

targeted to low- and moderate-income working families than many other major tax cuts, the cost may be relatively modest. A relatively straightforward procedure for estimating the cost of a refundable credit in any state is set forth on pages 27 to 29 of this report.

Most state credits to date have been financed from funds available in a state's general fund — the same funding source typically used for other types of tax cuts. New federal regulations, however, offer the opportunity to finance a portion of the cost of a refundable credit from a state's share of the federal Temporary Assistance to Needy Families block grant. Whether general funds or block-grant funds are the most appropriate funding stream to use to finance the credit will depend on a number of factors, including the specifics of a state's budget situation, the amount of unallocated TANF funds or "maintenance of effort" funds available to the state, and the state's priorities for use of TANF funds. No matter how it is financed, however, an EITC can complement a state's welfare program by assisting low-income working families with children.

---

## I. The Problem: Poverty Despite Work

---

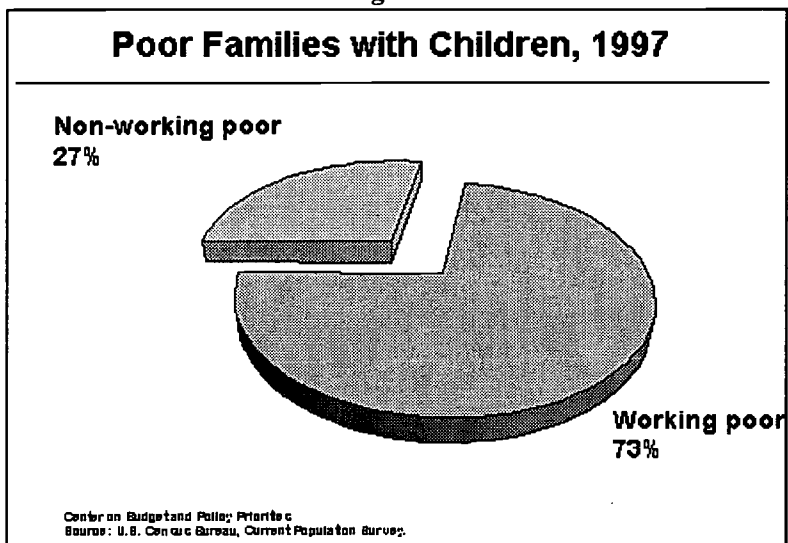
It is common to believe that most poor families with children include parents who could work but do not. Yet this is not an accurate picture of poor families in the United States. To the contrary, work is the norm among poor families with children.

- In 1997, some 5.5 million families with children in which the parents were not elderly or disabled had incomes below the federal poverty line.<sup>2</sup> Of these families, 4.0 million — or 73 percent — included at least one working parent.
- Some 14.9 million people — including 8.7 million children — lived in a working-poor family in 1997. In 1999 dollars, that means living on an income of less than \$13,326 for a family of three or \$17,072 for a family of four.
- Among all poor families with children in which one or both parents were employed, the parents worked a combined average of 41 weeks throughout the year, or nine and one-half months.
- Even among families that received welfare income at some point in 1997 — either AFDC, SSI, or general assistance — 69 percent had a parent who worked at least part of the

---

<sup>2</sup>An additional 700,000 poor families had parents who were ill, elderly or disabled, and thus were not able to work.

Figure 1



year. This includes families that used public assistance when a parent's job was lost, families that left welfare when a parent found work, and families in which a parent worked but remained eligible for welfare due to low earnings.

The problem of poverty despite work has grown substantially over the past two decades. The poverty rate among all workers, including those without children, was over 15 percent higher in 1998 than in 1979. (A comparison of these two years is appropriate because they were at similar points in the economic cycle and had similar unemployment levels.) Even more dramatically, during that time, the poverty rate rose 42 percent among families with children in which the household head worked.<sup>3</sup>

---

<sup>3</sup>The poverty rate for workers rose from 5.7 percent in 1979 to 6.6 percent in 1998. The poverty rate for working families with children rose during that time from 7.7 percent to 10.9 percent.

---

## II. Helping Make Work Pay: The Federal Earned Income Tax Credit

---

The federal EITC is a tax credit for low- and moderate-income workers, primarily those with children, designed to offset the burden of Social Security payroll taxes, supplement earnings, and complement efforts to help families make the transition from welfare to work. The EITC was enacted in 1975 primarily as a means of tax relief; for a decade, the credit received little attention and was not altered significantly. Starting in the mid-1980s, however, the EITC was expanded three times, in 1986, 1990, and 1993.<sup>4</sup> Through these expansions, the EITC became a central element of federal efforts to boost income from work and lessen poverty among families with children, often called the “make work pay” strategy. Support for the EITC has come from across the political spectrum, with conservatives such as former President Ronald Reagan among its strong supporters; Reagan called the EITC “the best anti-poverty, the best pro-family, the best job creation measure to come out of Congress.”<sup>5</sup>

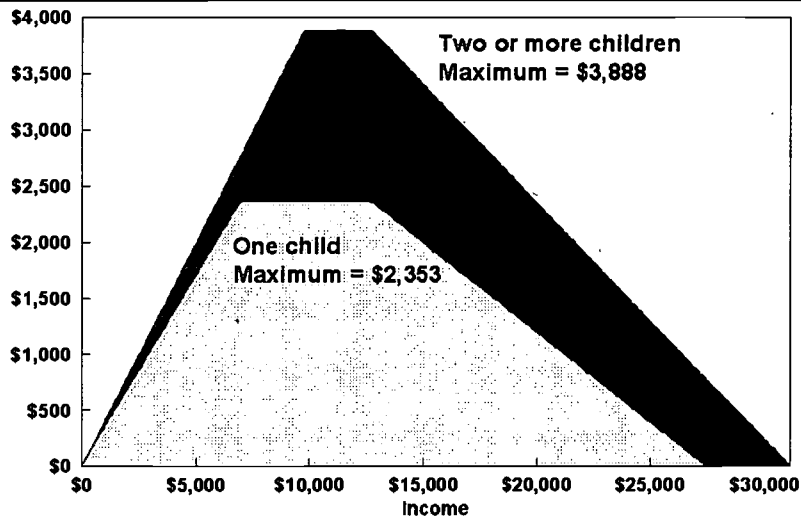
The maximum EITC benefit in 1999 is \$3,816 for families with two or more children and \$2,312 for families with one child. The greater EITC benefit for larger families reflects a recognition that larger families face higher living expenses than smaller families.

---

<sup>4</sup>The 1993 increase was phased in through tax year 1996. Since 1996, EITC benefit and eligibility levels have not been increased beyond automatic cost-of-living adjustments.

<sup>5</sup>“Sweeping Tax Overhaul Now the Law,” *Chicago Tribune*, October 23, 1986.

## Federal Earned Income Tax Credit Tax Year 2000



Workers without a qualifying child also may receive an EITC, but the maximum credit for individuals or couples without children is \$347 in 1999, much lower than the credit for families with children.

The actual EITC benefit that an eligible family receives depends on the family's income. For families with very low earnings, the value of the EITC *increases* as earnings rise. For example, families with two or more children receive an EITC equal to 40 cents for each dollar up to \$9,540 earned in 1999, for a maximum benefit of \$3,816. Families with one child receive an EITC equal to 34 cents for each dollar earned up to \$6,800 of earnings, for a maximum benefit of \$2,312. Both types of families continue to be eligible for the maximum credit until income reaches \$12,460.<sup>6</sup>

For families with incomes above \$12,460 in 1999, the EITC phases out as earnings rise. Families with two or more children are eligible for some EITC benefit until income exceeds \$30,580, while families with one child remain eligible for some EITC benefit until income exceeds \$26,928. Figure 1 shows the EITC benefit structure for families

---

<sup>6</sup>The average benefit for a family with one child in tax year 1997 was \$1,447; for a family with two or more children, the average credit was \$2,262.

with children. The exact parameters for tax years 1999 and 2000 are shown in Appendix I.

For tax year 1997, about 19.8 million U.S. families and individuals claimed the federal EITC. Table 2 shows state-by-state participation levels.

The federal EITC is a *refundable* credit, which means that if the credit amount is larger than a family's income tax bill, the family receives a refund check. This refundability allows families to take full advantage of the credit even if they owe little or nothing in federal income taxes, as is the case for most poor working families.

**Table 2**  
**Number of Families and Individuals That Received the EITC for Tax Year 1997**

State	EITC Recipients	State	EITC Recipients
Alabama	460,087	Montana	66,766
Alaska	30,442	Nebraska	96,567
Arizona	347,168	Nevada	124,595
Arkansas	257,224	New Hampshire	58,487
California	2,411,531	New Jersey	455,475
Colorado	241,770	New Mexico	182,151
Connecticut	146,997	New York	1,302,604
Delaware	50,967	North Carolina	665,037
District of Columbia	53,616	North Dakota	38,142
Florida	1,309,902	Ohio	702,487
Georgia	711,201	Oklahoma	287,876
Hawaii	66,480	Oregon	204,819
Idaho	84,111	Pennsylvania	707,978
Illinois	765,955	Rhode Island	60,085
Indiana	374,273	South Carolina	383,828
Iowa	153,575	South Dakota	49,296
Kansas	149,335	Tennessee	493,820
Kentucky	308,909	Texas	1,907,725
Louisiana	491,482	Utah	112,064
Maine	82,894	Vermont	37,501
Maryland	336,829	Virginia	448,041
Massachusetts	285,476	Washington	307,805
Michigan	573,904	West Virginia	139,600
Minnesota	221,730	Wisconsin	260,311
Mississippi	359,304	Wyoming	33,761



Missouri	393,452
Source: Internal Revenue Service, <i>SOI Bulletin</i> , Spring 1999. Center on Budget and Policy Priorities.	

Because the EITC is administered through the tax code, most recipients claim the credit when they file an income tax form. Families also have the option to receive a portion of their EITC benefit throughout the year with each paycheck, although few families exercise that option.

The EITC is available to both single-parent and two-parent families with children. Two-parent families can receive the EITC whether both parents work or whether one parent works while the other parent stays home to care for the children, so long as the family's income is below the EITC limit. In this respect the credit differs from some other tax benefits for working families, such as the dependent care credit, where only families in which both parents work are eligible for the credit.

### How the Federal EITC Achieves Its Goals

The structure of the federal EITC enables it to accomplish several policy goals, as illustrated by the following examples.

- The federal EITC reduces the tax burden on low- and moderate-income families both by offsetting federal income taxes and by offsetting some or all of the federal payroll taxes that finance Social Security and Medicare programs.

*Example One.* A single parent with one child, working full time throughout the year at a wage of \$9 per hour, earns \$18,700 per year. This worker owes \$527 in 1999 federal income taxes which are withheld from the paycheck during the year. The family also qualifies for an EITC of \$1,315. The EITC allows the family to get back the \$527 it paid in income taxes and to receive an additional refund of \$788. The EITC refund serves to offset some of the worker's \$1,431 in payroll taxes that also were paid during the year.<sup>7</sup>

---

<sup>7</sup>The calculations of payroll tax in this analysis do not include the

(continued...)

- For many recipients, especially those just entering the workforce and those with very low earnings, the EITC goes beyond offsetting taxes paid to act as a wage supplement.

*Example Two.* A single parent with one child working full-time at the minimum wage of \$5.15 per hour earns about \$10,700 annually. This worker does not owe any federal income tax, but qualifies for a 1999 EITC of \$2,312. The parent pays \$819 in payroll taxes, so the EITC refund offsets those taxes and provides an additional \$1,493 as a wage supplement.<sup>8</sup>

- As a result of recent expansions of the EITC and of 1996 legislation to raise the federal minimum wage, a minimum-wage job plus the EITC provide enough cash income to some families to support a family at a level above the poverty line.

Without the federal EITC, the full-time minimum-wage worker with one child described above would have after-tax income of \$9,881, about \$1,100 below the federal poverty line of \$10,902. The EITC lifts the family's cash income to \$12,193, about \$1,300 *above* the poverty line.<sup>9</sup>

---

<sup>7</sup>(...continued)

portion of the payroll tax paid directly by the employer that matches the employee's share; the employee and employer each pay 7.65 percent of earnings. Although the employer share of the tax is not reflected in workers' nominal earnings — in this case \$9 an hour — economists generally hold that both the employer and employee share of the payroll tax are in effect reductions in employee wages. The history of the EITC indicates it was designed specifically to offset both shares of the payroll tax.

<sup>8</sup>As in the preceding example, the calculation of payroll taxes does not include the employer share of payroll taxes.

<sup>9</sup> This calculation reflects earnings of \$10,700, minus \$819 for the employee share of payroll tax, plus the \$2,312 EITC. This income measurement differs from the measurement used by the Census Bureau in its official poverty calculations. The official federal poverty threshold is based on cash income, both earned and unearned, but does

(continued...)

Similarly, for a single parent of two children with a full-time, minimum-wage job, the EITC is sufficient to lift the family's after-tax earnings above the poverty line.

For families of four persons or larger, however, a full-time minimum wage job and the EITC together are not sufficient to lift the family from poverty. As discussed below in more detail, a state EITC can help bridge the gap.

These examples also help illustrate the importance of the refundability of the EITC. If it were not refundable, the EITC could not offset payroll taxes — which represent a much larger burden on low-income working families than the income tax — nor serve as a wage supplement to families with little or no income tax liability.

Research evidence confirms that the EITC has been effective at meeting the goals of making work pay better and reducing poverty among working families.

- The wage supplement offered by the EITC has encouraged hundreds of thousands of welfare recipients to enter the workforce. Several academic studies, using a variety of sources of data, show that the EITC more than any other factor accounts for the increase in workforce participation among single mothers over the last 15 years. (See box on page 9.)
- The additional income provided by the EITC in 1998 lifted 4.8 million people out of poverty, including 2.6 million children, who would have been poor without it, according to Census Bureau data. The EITC lifts more working families out of poverty than any other government program.<sup>10</sup>

---

<sup>9</sup>(...continued)

not include the value of in-kind benefits or the effects of taxes on disposable income. Nevertheless, many analysts agree that the payroll taxes and EITC benefits should be counted in addition to wages for the purpose of determining how far a family with a full-time minimum wage worker falls below the poverty line.

<sup>10</sup>See the Center on Budget and Policy Priorities publication *Strengths of the Safety Net: How the EITC, Social Security, and Other Government Programs* (continued...)

- Families can use their EITCs to make investments that may over the long term reduce their dependence on government benefits. In 1996, a team of researchers from Syracuse University and the Center for Law and Human Services surveyed close to 1,000 EITC recipients. Over half of those surveyed spent some or all their EITC refunds on the kinds of financial investments or human capital investments that are likely to increase earnings or to protect against future economic shocks such as loss of a job. Those investments included paying for tuition or other education expenses, increasing access to jobs through car repairs and other transportation improvements, moving to a new neighborhood, or putting money in a savings account.<sup>11</sup>

---

<sup>10</sup>(...continued)

*Affect Poverty*, March 1998.

<sup>11</sup>Timothy M. Smeeding, Katherin E. Ross, Michael O'Connor and Michael Simon, "The Economic Impact of the Earned Income Tax Credit," 1999.

## Research Findings on the Effectiveness of the EITC

Several recent academic studies indicate that the EITC has positive effects in inducing more single parents to go to work, reducing welfare receipt, and moderating the growing income gaps between rich and poor Americans.

Harvard economist Jeffrey Liebman, who has conducted a series of studies on the EITC, has noted that workforce participation among single women with children has risen dramatically since the mid-1980s.<sup>a</sup> In 1984, some 72.7 percent of single women with children worked during the year. In 1996, some 82.1 percent did. The increase has been most pronounced among women with less than high school education. During this same period there was *no* increase in work effort among single women *without* children.

A number of researchers have found that the large expansions of the EITC since the mid-1980s have been a major factor behind the trend toward greater workforce participation. Studies by Liebman and University of California economist Nada Eissa find a sizable EITC effect in inducing more single women with children to work.<sup>b</sup> In addition, a recent study by Northwestern University economists Bruce Meyer and Dan Rosenbaum finds that a large share of the increase in employment of single mothers in recent years can be attributed to expansions of the EITC. They find that the EITC expansions explain more than half of the increase in employment among single mothers over the 1984-1996 period. Of note, Meyer and Rosenbaum found evidence that *state* EITCs also contributed to workforce participation increases in the states where credits were available.<sup>c</sup>

These findings are consistent with an earlier study by Stacy Dickert, Scott Hauser, and John Karl Scholz of the University of Wisconsin, which projected that the EITC expansions in the 1993 budget law would generate a reduction in welfare receipt. Dickert, Hauser, and Scholz estimated that the 1993 EITC expansions would induce approximately 500,000 families to move from welfare to the workforce.<sup>d</sup>

Finally, Liebman also has found that the EITC moderates the gap between rich and poor. During the past 20 years, the share of national income received by the poorest fifth of households with children has declined, while the share of income received by the top fifth has risen sharply. Liebman found that the EITC offsets between one-fourth and one-third of the decline that occurred during this period in the share of income the poorest fifth of households with children receive.

A discussion of these and other studies on the EITC's effectiveness may be found in the Center on Budget and Policy Priorities publication *New Research Findings on the Effects of the Earned Income Tax Credit*, March 16, 1998.

<sup>a</sup> Jeffrey B. Liebman, "The Impact of the Earned Income Tax Credit on Incentives and Income Distribution," in James M. Poterba, ed., *Tax Policy and the Economy*, Vol. 12, MIT Press, 1998.

BEST COPY AVAILABLE

---

### III. Why Enact a State Earned Income Tax Credit?

---

State Earned Income Tax Credits can further the goals of the federal EITC by bringing working families closer to or above the poverty line. And just as the federal EITC helps offset *federal* taxes paid by low-income working families, state EITCs can help relieve the substantial burden of *state and local* taxes levied on working-poor families in every state.

#### Federal EITC Does Not Lift All Working Families Out of Poverty

Despite the success of the federal EITC in reducing poverty among working families, wages plus the EITC do not guarantee an escape from poverty for all families. Even many families with a full-time, year-round worker remain poor. Other families with working parents remain poor because parents are unable to find full-time, year-round employment.

- Full-time, year-round work, even at wages above the minimum wage, is not always sufficient to bring a family above the poverty line even after the federal EITC is taken into account.

*Example Three.* A family of four with two or three children and a full-time, year-round worker earning \$7.00 per hour — well above the current federal minimum wage — has earnings of about \$14,600 per year. After subtracting the

employee share of payroll taxes and adding the 1999 EITC for which the family qualifies of \$3,365, the family's cash income equals \$16,848, or \$224 below the poverty line for a family of four.

If the worker earned the minimum wage instead of \$7 per hour, or if the family had five or more members, the "poverty gap"—the amount by which income falls short of the poverty line—would be several thousand dollars.<sup>12</sup>

- Many low-wage working parents are unable to work every day of the year or are unable to work full-time. Census Bureau data indicate that in 1997 nearly half of the working parents in poor families with children — 1.8 million working-poor parents — either worked part-time because they could not find full-time work or spent a portion of the year unemployed. In addition to economic factors, many parents lose earnings when they take unpaid leave to fulfil their child-rearing responsibilities. Families in which parents work less than full time or less than all year can fall into poverty even if they receive the federal EITC and even if the parent earns above the minimum wage.

---

<sup>12</sup>This estimate of the "poverty gap" and the one that follows do not include the value of food stamps, which are nearly equivalent to cash, because most working-poor families do not receive food stamp benefits. For example, just 28 percent of poor families with children with a full-time worker received food stamps in 1998. The low rate of food stamp participation partly reflects the fact that many working-poor families do not meet the program's somewhat stringent asset limits, including a limit on the value of a family car. In addition, some eligible families do not apply for food stamps, in part because they face barriers to participation such as a limited number of food stamp offices and limited hours of operation at these offices.

For some families that receive food stamps, the EITC plus the cash value of food stamps can lift them above the poverty line. For instance, in 1999, after-tax income including the EITC and food stamps is above the poverty line for a family of four or smaller with a full-time worker at the current minimum wage of \$5.15 per hour. After 1999, however, earnings from a full-time job at the current minimum wage will be insufficient to lift the income of a family of four above the poverty line even counting both the EITC and the value of food stamps.



*Example Four.* A single parent with two children working nearly full-time — 48 weeks per year at 38 hours per week — at the minimum wage of \$5.15 per hour has an annual income of about \$9,400. After subtracting payroll tax and adding the \$3,760 federal EITC for which that family qualifies, the family's cash income totals \$12,441, or \$885 below the 1999 poverty line for a family of three.<sup>13</sup> If the parent works fewer weeks in the year or fewer hours per week, the poverty gap is larger.

### **State EITCs Lift Additional Families Out of Poverty**

State EITCs can build on the success of the federal EITC in combating poverty among working families with children. Closing or at least substantially reducing the poverty gap for many working families, such as the families described in the examples above, is well within the reach of most states.

- The family of four earning \$14,600 per year described in Example Three above falls \$224 below the federal poverty line even with the federal EITC. A state EITC equal to 10 percent of the federal EITC would lift the family's income above the poverty line.
- The family of three with annual earnings of \$9,400 described in Example Four falls \$885 below the poverty line. A state EITC equal to 25 percent of the federal EITC would lift that family's income above the poverty line.

The details of how such state EITC programs work are described in Chapters IV and V beginning on page 17.

### **State EITCs Complement Welfare Reform**

---

<sup>13</sup>This example does not include cash assistance a family may receive either while working or unemployed. In a majority of states, such a family would be ineligible for cash assistance while the parent is working. If the parent received cash assistance during a period of unemployment, the typical state's welfare benefits would fail to make up for the lost wages, leaving the family well below poverty for the year.

The use of state EITCs to enable low-wage workers to escape poverty is of particular relevance to state welfare reform efforts. Many welfare recipients that take jobs continue to have very low incomes, often below poverty. Recent evidence from several states shows that although most welfare recipients who find jobs are employed close to full-time, many of them earn wages at or only slightly above the minimum wage. Moreover, many do not qualify for paid vacation or sick leave, forcing them to take unpaid leave for reasons such as a child's illness. A number of studies show that welfare recipients who find jobs typically earn \$2,000 to \$3,000 per quarter, or \$8,000 to \$12,000 per year; many earn less.<sup>14</sup> Earnings in that income range are insufficient to lift a single-parent family of three above the poverty line even with the federal EITC. A combination of the federal EITC and a state EITC, however, can close the poverty gap for many welfare recipients as they move into the workforce.

States have demonstrated a strong policy interest in subsidizing the efforts of welfare recipients to enter and remain in the workforce. For example, the vast majority of states have adopted "enhanced earnings disregards" in their welfare programs, under which welfare benefits phase out gradually as family earnings increase, thereby helping ease the transition from welfare to work. Many states also have expanded access to child care and to health insurance for working-poor families.

States also have an interest in supporting the work efforts of low- and moderate-income families who have left the welfare rolls or who have never received welfare benefits. EITCs help meet the ongoing expenses associated with working — such as transportation — and may allow families to cope with unforeseen costs that otherwise might drive them onto public assistance.

Federal policies encourage the use of a state EITC to assist families as parents enter the workforce and to support the work efforts of lower-income families. The federal rules for the Temporary Assistance to Needy Families program, the welfare

---

<sup>14</sup>See U.S. General Accounting Office, *Welfare Reform: Information on Former Recipients' Status*, April 1999; Sarah Brauner and Pamela Loprest, *Where Are They Now? What States' Studies of People Who Left Welfare Tell Us*, Urban Institute, May 1999; and Sharon Parrott, *Welfare Recipients Who Find Jobs: What Do We Know About Their Employment and Earnings?*, Center on Budget and Policy Priorities, November 1998.

block grant to states enacted in 1996, allow the refundable portion of state EITCs to be financed with federal TANF funds or with the “maintenance of effort” funds states must spend to access the federal TANF funds. Using TANF or MOE funds to help finance state EITCs is discussed in greater detail in Chapter V.

### **State EITCs Provide Needed Tax Relief**

In addition to reducing poverty among working families, state EITCs can play an important role in providing relief from state and local taxes paid by low-income working families, just as the federal EITC serves to relieve the burden of payroll taxes on such families. In every state, low-income working families pay a substantial share of their income in state and local taxes. State EITCs thus can help ensure that state tax systems do not push poor working families deeper into poverty.

### **Reducing the Income Tax**

In 1998, income taxes were levied on below-poverty families in 19 of the 41 states with a personal income tax. On average in the states that imposed a tax on poor families of four, families began owing tax when income reached \$10,432, roughly \$6,200 below the 1998 poverty line. The average tax burden in these states was \$245 for a family of four with earnings at the poverty line.<sup>15</sup> (See Table 3.)

---

<sup>15</sup>Center on Budget and Policy Priorities, *State Income Tax Burdens on Low-Income Families in 1998: Assessing the Burden and Opportunities for Relief*, March 1999. This report is updated annually.

**Table 3  
State Income Tax Thresholds for Two-Parent Families of Four, 1998**

Poverty line (estimated): \$16,655					
Rank	State	Threshold	Rank	State	Threshold
1	Alabama	\$4,600	20	North Carolina	\$17,000
2	Kentucky	5,000	21	Iowa	17,200
3	Illinois	5,200	21	Mississippi	17,200
4	Hawaii	6,100	23	Colorado	17,900
5	New Jersey	7,500	23	District of Columbia	17,900
6	Virginia	8,200	23	Idaho	17,900
7	Indiana	8,500	23	South Carolina	17,900
8	Montana	9,000	27	Nebraska	18,300
9	West Virginia	10,000	28	North Dakota	18,400
10	Michigan	11,800	29	Wisconsin	18,700
11	Missouri	12,000	29	Maine	18,700
12	Louisiana	12,300	31	New Mexico	20,300
13	Ohio	12,500	32	Kansas	20,700
13	Oklahoma	12,500	33	Massachusetts	21,100
15	Delaware	12,700	34	New York	22,800
16	Oregon	14,200	35	Arizona	23,600
17	Utah	15,200	36	Connecticut	24,100
18	Georgia	15,300	37	Maryland	24,300
19	Arkansas	15,600	38	Pennsylvania	25,000
			38	Rhode Island	25,000
			38	Vermont	25,000
			41	Minnesota	25,200
			42	California	36,100
<b>Average Threshold 1998</b>		<b>\$10,432</b>	<b>Average Threshold 1998</b>		<b>\$21,317</b>
<b>Amount Below Poverty</b>		<b>\$6,223</b>	<b>Amount Above Poverty</b>		<b>\$4,662</b>

Note: A threshold is the lowest income level at which a family has state income tax liability. In this table thresholds are rounded to the nearest \$100. The 1998 poverty line is a Census Bureau estimate based on the actual 1997 line adjusted for inflation. The threshold calculations include earned income tax credits, other general tax credits, exemptions, and standard deductions. Credits that are intended to offset the effects of taxes other than the income tax or that are not available to all low-income families are not taken into account.

Source: Center on Budget and Policy Priorities

## Offsetting Sales, Excise and Property Taxes

While the personal income tax burden on poor families is notable in many states, other parts of state and local tax codes often contribute even more to the tax burden on poor families. Most states rely to a large extent on revenue from sales and excise taxes. These taxes are regressive, which means they absorb a much larger proportion of the incomes of lower-income households than of higher-income households. In 1995, the average state and local tax burden on the poorest fifth of married, non-elderly families was 12.5 percent of income. By contrast, the wealthiest one percent of such families spent an average of 7.9 percent of income for state and local taxes.<sup>16</sup> Sales and excise taxes alone accounted for half of the state and local tax burden on the poorest families.

Changes in state tax systems in the early and mid-1990s have increased the need to provide tax relief for low-income residents. In many states, taxes were raised in the early 1990s in response to the recession and were reduced more recently as the economy improved. The net effect of these changes was to push state tax systems in a more regressive direction.

- In the early 1990s, as many states experienced recession-induced fiscal crises, 43 states raised taxes to balance their budgets. Nearly half of the additional revenues came from regressive sales and excise taxes.
- Many states have cut taxes in recent years in response to the strong economy, but they generally have not reversed the sales and excise tax increases of the early 1990s. Less than one percent of the net state tax cuts enacted from 1994 through 1997 were reductions in sales and excise taxes.<sup>17</sup>

---

<sup>16</sup>Citizens for Tax Justice and the Institute on Taxation and Economic Policy, *Who Pays?: A Distributional Analysis of the Tax Systems in All 50 States*, June 1996, Appendix I, p. 52.

<sup>17</sup>For more information see Nicholas Johnson and Iris Lav, *Are State Taxes Becoming More Regressive?*, Center on Budget and Policy Priorities, October 29, 1997.

Because sales and excise taxes fall heavily on low-income residents, the increases in sales and excise taxes in many states are likely to have increased the tax burden on working-poor families in many states. State EITCs could serve to offset recent increases in taxes on low-income families in many states.

---

#### **IV. Designing a State Earned Income Tax Credit**

---

Eleven states have state EITCs that build on the strengths of the federal EITC. Table 4 describes the structures of the 11 existing state EITCs that are based on the federal credit.

A twelfth state, Indiana, created a tax credit in 1999 for working-poor families with children that is called an “Earned Income Tax Credit.” However, the Indiana credit differs substantially from the federal EITC and from other state EITCs in its income eligibility rules and its benefit structure.<sup>18</sup>

---

<sup>18</sup>Specifically, the Indiana credit is available only to families with income below \$12,000. Moreover, unlike the federal credit, the amount of the Indiana credit declines rather than increases as a parent enters the workforce and increases his or her earnings. An additional state, Virginia, passed legislation in 1998 to create a new non-refundable tax credit based in part on the federal EITC. However, the legislation provided that the credit would take effect only if the U.S. Department of Health and Human Services certifies that the cost of the credit could be counted as part of the “maintenance of effort” spending Virginia must make in order to receive federal Temporary Aid to Needy Families block grant funds. The Department of Health and Human Services declined to issue that certification on the grounds that the credit was non-refundable and therefore would not qualify as an “expenditure” under the TANF regulations. As a result of the letter, the tax credit will not take effect.

Ten state EITCs piggyback fully on the federal EITC; these ten states use federal eligibility rules for families with children and express the state credit as a specified percentage of the federal credit. The eleventh state, Minnesota, follows federal eligibility rules but does not express its credit as a percentage of the federal credit. For families with children, the Minnesota benefit structure is slightly different from the structure of federal credit; families in Minnesota use a separate tax table in their state



**Table 4**  
**State Earned Income Tax Credits Based on the Federal EITC, Tax Year 1999**

State <sup>a</sup>	Percentage of Federal Credit	Workers Without Qualifying Children Eligible?
<b>Refundable credits:</b>		
Colorado <sup>b</sup>	8.5%	Yes
Kansas	10%	Yes
Maryland <sup>c</sup>	10% (rising to 15% in 2001)	No
Massachusetts	10% (rising to 15% in 2001)	Yes
Minnesota	15% to 46% (see note) <sup>d</sup>	Yes
New York	20% (rising to 25% in 2001) <sup>e</sup>	Yes
Vermont	25%	Yes
Wisconsin	4% — one child 14% — two children 43% — three children	No
<b>Non-refundable credits:</b>		
Iowa	6.5%	Yes
Oregon	5%	Yes
Rhode Island <sup>f</sup>	26.5%	Yes
<p><i>Notes.</i></p> <p><sup>a</sup> In addition to the 11 states shown here, a 12<sup>th</sup> state, Indiana, has enacted a refundable tax credit for working-poor families with children described in statute as an "earned income tax credit." Unlike the tax credits listed in this table, the Indiana credit is unavailable to a large portion of the recipients of the federal credit.</p> <p><sup>b</sup> The Colorado credit automatically will be suspended in any year should state revenues fall below a certain level. Such a suspension would occur only with a substantial fall in revenue from 1999 levels.</p> <p><sup>c</sup> Maryland also offers a non-refundable EITC set at 50 percent of the credit. Low- and moderate-income taxpayers in effect may claim either the refundable credit or the non-refundable credit, but not both.</p> <p><sup>d</sup> Minnesota's credit for families with children, unlike the other credits shown in this table, is not expressly structured as a percentage of the federal credit. Depending on income level, the credit may range from 22 percent to 46 percent of the federal credit; the average state credit is about 29 percent of the federal credit. Taxpayers without children may receive a 15 percent credit.</p> <p><sup>e</sup> The New York credit will be reduced automatically to the 1999 level of 20 percent should the federal government reduce New York's Temporary Assistance to Needy Families block grant.</p> <p><sup>f</sup> Rhode Island's credit is phasing down to 25 percent of the federal credit over five years as part of an overall reduction in the state income tax.</p>		

tax forms to determine their EITC amount. (See box on page 20 for discussion of the Minnesota EITC.)

An EITC that piggybacks on the federal credit is relatively easy for a state to administer and also is easy for families claiming the EITC. To determine its state EITC benefit, a family need only write its federal benefit on its state return and then multiply the federal amount by the state EITC percentage.

A state that chooses to piggy-back on the federal credit has four decisions to make for designing a state EITC.

- Should the credit be refundable or non-refundable? That is, will taxpayers be able to receive the credit even if they have little or no state income tax liability?
- At what percentage of the federal credit will the state credit be set?
- Will low-income workers without children, who presently receive a small federal credit, be eligible for the state credit?
- Will the state credit be adjusted for family size?

Each of these decisions will affect the cost of the credit; financing a state credit is discussed in the next chapter.

### **Refundable Versus Non-Refundable EITCs**

If a state EITC is refundable, a family receives a refund check if the size of its EITC exceeds its tax bill. For example, if a taxpayer owes \$80 in state income taxes and qualifies for a \$200 state EITC, the first \$80 of the EITC offsets the income tax and the remaining \$120 is received as a refund check. (If the \$80 of income tax were withheld during the year, the taxpayer would receive the entire \$200 as a check. Nevertheless, the EITC would offset \$80 in tax liability and provide a \$120 income supplement.)

If the credit were non-refundable, the family's income tax liability would be eliminated. The remaining \$120 of the credit, however, would be forfeited.

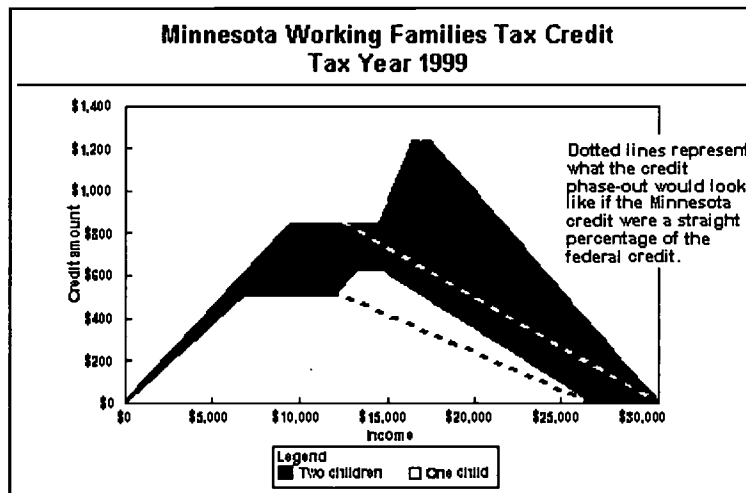
The distinction between refundable and non-refundable credits is important because families with very low earnings, such as most families moving off welfare, owe little or nothing in state income taxes in many states. These families thus would receive little or no benefit from a non-refundable EITC. Moreover, because it only can offset taxes owed, a non-refundable EITC does not supplement a family's income above its

### Minnesota's EITC Phases Out at Higher Income Levels Than Federal Credit

Until 1998, Minnesota's EITC was set at a straight percentage of the federal credit. But in 1998 the state changed the structure of its state EITC (known as the "Working Families Credit") to respond to a specific concern about the impact of tax and transfer programs on the state's working poor. A 1997 analysis of Minnesota welfare recipients found that an increase in wages or hours beyond full-time minimum-wage work did not necessarily make families better off than they were when earning the minimum wage. The reason was that over certain income ranges, additional earnings were offset by increased taxes and the loss of cash assistance and food stamps. For instance, a single full-time worker with two children earning \$6 per hour who received a pay raise to \$8 per hour would not have any gain in disposable income after taking into account increased taxes and lost welfare benefits due to the wage increase. This was known as the "no net gain" problem.

The solution was to build into the state EITC an additional phase-in range for families facing the "no net gain" problem. For families with incomes below about \$12,000, the Minnesota credit is the same as it would be if it were simply set at 22 percent of the federal credit.

But while the federal credit begins to decline in value as a family's annual income exceeds about \$12,500, the Minnesota credit *increases* in value until a family's earnings reach \$13,210 for a family with one child and \$16,500 for a family with two or more children. The credit does not begin to decline in value until a family's income exceeds \$14,810 for a family with one child and \$17,570 for a family with two children.



The Minnesota credit is not completely decoupled from the federal credit. The credit for workers without children remains set at a flat rate of 15 percent of the federal credit. Eligibility rules still follow the federal eligibility rules, and the maximum income a family may have to qualify for the credit is the same as the federal maximum. The effect of the credit's somewhat complex structure is that every family with children receives at

earnings and thus does not lift any families with below-poverty wages out of poverty. A refundable EITC, by contrast, can be used to boost the incomes of low-income working families, including those making the transition from welfare to work, as the federal EITC does. Making a state EITC refundable also allows it to be used to offset sales and excise taxes paid by low-income families. In addition, a refundable credit can be financed in part with federal welfare block-grant funds; this issue is discussed in the next chapter.

The importance of refundability is reflected in the decision of most states to make their EITCs refundable. Eight of the 11 states with a state EITC — Colorado, Kansas, Maryland, Massachusetts, Minnesota, New York, Vermont, and Wisconsin — offer refundable credits. The number and value of refundable EITCs have increased in the last three years.

- The new credits enacted in Colorado, Massachusetts and Kansas are refundable.<sup>18</sup>
- Minnesota substantially expanded its refundable credit for families with children. The credit, which had been set at 15 percent of the federal credit, now equals 22 to 46 percent of the federal credit depending on family size and income. The amount of the credit remains 15 percent for workers that do not have children. The change increased the average EITC recipient's state credit by nearly one-half.
- Maryland, which previously offered a non-refundable credit that benefitted only those families with incomes above the poverty line, enacted a refundable credit as well. The new, refundable credit is set at 10 percent of the federal EITC, increasing to 12.5 percent in 2000 and 15 percent in 2001.<sup>19</sup>

---

<sup>18</sup>The Colorado credit, enacted in 1999, contains a contingency clause under which the credit will be suspended in any year in which state revenues do not exceed the state's constitutional spending limit. According to current fiscal projections, this clause will not cause the credit to be suspended at any time in the foreseeable future, but a sharp revenue reduction — whether due to a downturn in the state's economy or to changes in state tax law — could lead to suspension of the credit.

<sup>19</sup>Maryland taxpayers with children now have the option of choosing either the new, refundable credit or the previously existing non-refundable credit. The non-refundable credit is set at 50 percent; the refundable credit is set at 10 percent of the federal credit, rising to

(continued...)

- New York increased its refundable credit from 20 percent to 22.5 percent of the federal credit for tax year 2000 and to 25 percent of the federal credit for tax year 2001 and later years.<sup>20</sup>

Among states with new EITCs, only Oregon enacted a non-refundable credit. A refundable version of Oregon's EITC received bipartisan support but was not enacted due to last-minute budget constraints.

### **Setting the Size of a State EITC**

Choosing the percentage of the federal EITC at which the state credit is set should be based on several considerations. One consideration is the cost that can be afforded. Another is the level of state income tax relief desired. A third factor is the size of the desired income boost for poor families that qualify for a refund. The state may wish, for example, to enact a credit that lifts particular types of families above the poverty line.

The EITCs in the states with refundable credits generally range from 8.5 percent to 25 percent of the federal credit. The two exceptions are the credits in Wisconsin and Minnesota. The Wisconsin EITC ranges from four percent of the federal credit for families with one child to 43 percent of the federal credit for families with three or more children. The Minnesota EITC for families with children, which is structured independently of the federal credit, effectively ranges from 22 percent to 46 percent of the federal credit.

---

<sup>19</sup>(...continued)

12.5 percent in tax year 2000 and 15 percent in tax year 2001. Most families with incomes below the poverty line are likely to receive greater benefit from the smaller, refundable credit; most families with incomes above the poverty line are likely to receive greater benefit from the larger, non-refundable credit.

<sup>20</sup>The statute expanding the New York credit provides that the expansion will be rolled back if New York's share of the Temporary Assistance to Needy Families block grant is reduced.

Table 5 shows the benefit of a refundable EITC set at 15 percent or 25 percent of the federal credit for various low-income working families. For example, a family of four with two or three children and one minimum-wage worker qualifies for a federal EITC of \$3,816 in 1999. If the family lives in a state with a 25 percent state EITC, the family receives a state credit of \$954. If the state credit is set at 15 percent of the federal credit, the family's state credit is \$572.

## Adjustments for Family Size

**Table 5**  
**Earned Income Tax Credit Amounts by Family Income Levels, 1999**

	Gross Earnings	Federal EITC	25% State EITC	15% State EITC
<b>Family of four with two children</b>				
Half-time minimum wage	\$5,350	\$2,140	\$535	\$321
Full-time minimum wage	\$10,700	\$3,816	\$954	\$572
Wages equal federal poverty line	\$17,100	\$2,839	\$710	\$426
Wages equal 150% of poverty line	\$25,600	\$1,049	\$262	\$157
<b>Family of three with one child</b>				
Half-time minimum wage	\$5,350	\$1,819	\$455	\$273
Full-time minimum wage	\$10,700	\$2,312	\$578	\$347
Wages equal federal poverty line	\$13,300	\$2,178	\$545	\$327
Wages equal 150% of poverty line	\$20,000	\$1,107	\$277	\$166
Center on Budget and Policy Priorities				

A state EITC may be designed to provide greater adjustment for family size than is provided by the federal credit. Although the federal EITC provides higher benefits to families with two or more children than to families with one child, it does not fully compensate for the higher cost of living for larger families. The maximum federal EITC for families with two children is about \$1,500 higher than for families with one child, while the poverty line for a family of four is roughly \$3,700 higher than for a family of three. Moreover, while the poverty line increases with family size, the federal credit provides no additional adjustment for larger families; the EITC makes no distinction between families with two children and families with three or more children.

Because wages do not adjust for family size, larger low- and moderate-income working families often fall further behind an

adequate standard of living than smaller families with the same number of workers. Adjusting a state EITC for family size beyond the federal family-size adjustment thus can help larger working families keep pace with the cost of basic living expenses.

In most states with an EITC, the state EITC is set at the same percentage of the federal credit for all family sizes. In these states, the state EITC does not alter the family-size differential in the federal credit.

Wisconsin takes a different approach and varies its state EITC by family size. The Wisconsin EITC is set at four percent of the federal credit for families with one child, 14 percent for families with two children, and 43 percent of the federal credit for families with three or more children. This approach directs a greater share of EITC benefits to large families, while adding only modestly to the credit's complexity. Because large families are a modest share of all EITC-eligible families, Wisconsin's approach does not necessarily make the credit more costly. The average Wisconsin EITC benefit is roughly 18 percent of the federal credit, a level well within the range of other refundable state EITCs.



### **Local Earned Income Tax Credits**

Like states, local governments may enact Earned Income Tax Credits. In 1999, two major local governments passed legislation to create refundable Eamed Income Tax Credits. In New York City, the City Council passed and the mayor signed a bill to allow a refundable credit equal to five percent of the federal credit to be claimed on the New York City income tax form, which is a separate form from the state income tax form. The state legislature, however, has not enacted the necessary enabling legislation to allow the credit to take effect.

Montgomery County, Maryland, a large suburban county adjoining the District of Columbia, enacted a refundable EITC in October 1999. The credit was enacted in response to growing concerns about the large number of working poor families in the county and the difficulty of making ends meet in a jurisdiction with a high cost of living. The credit equals the state's refundable credit, which in 1999 equals 10 percent of the federal credit.

Although Maryland counties levy an income tax based on the state income tax, they do not have statutory authority to change the state tax form to allow county residents to claim county tax credits. In order to provide the credit, the county will contract with the state comptroller's office — which administers the tax system — for the comptroller to identify each county family that claimed the state EITC and send them an additional check to be paid from county funds. As a result, county taxpayers will not have to fill out any additional paperwork to claim the county EITC. More than 12,000 Montgomery County taxpayers are expected to receive credits of up to \$400 when the first payments are mailed out in January, 2000.

Both New York City and Montgomery County are localities that levy income taxes. It should be noted, however, that the approach taken by Montgomery County and the state of Maryland to implement the county EITC does not depend on the local jurisdiction having an income tax. It could be used to implement a local EITC in any state with a state EITC.

### **Workers Without Qualifying Children**

Another decision that must be made in designing a state EITC is whether or not to extend the credit to low-income workers who do not have a qualifying child living with them. Such workers between the ages of 25 and 64 were made eligible for a modest federal EITC for the first time as part of the 1993 expansion.

On one hand, workers without qualifying children generally receive only small amounts from a state EITC. For example, in a state with an EITC established at 15 percent of the federal credit, the maximum state credit for a worker without a qualifying child is \$53. Thus,

some low-income workers without a qualifying child may find a state credit not worth the effort required to claim it, particularly if they owe no state income tax and are not otherwise required to file a state tax return. On the other hand, the cost of including workers without qualifying children in a state EITC is likely to be small, and some people are helped by it.

Ease of administration may be the key factor in a decision whether or not to include workers without a qualifying child in a state EITC. Excluding workers without qualifying children from a state EITC requires additional instructions on state tax forms, and it is likely that some workers without children miss the instructions and claim the credit anyway. At the same time, states may face an increase in the number of returns it must process if a refundable state EITC is extended to these residents, since federal EITC recipients without qualifying children have very low incomes and in many states owe no income tax.

At present, Wisconsin and Maryland are the only states in which workers without qualifying children are excluded from their refundable EITCs. Maryland's non-refundable credit covers workers without qualifying children, but workers with incomes low enough to qualify for the non-refundable credit generally do not owe Maryland income tax and thus do not derive any benefit from the Maryland EITC.

---

## V. Financing a State Earned Income Credit

---

Understanding the potential costs of a state EITC is important, because any such proposal will be considered in the context of the state's budget situation. State EITCs have been financed in a variety of ways: for example, from surplus General Fund dollars available due to revenue growth; from additional revenue generated by tax increases; or from funds freed up by forgoing other less well-targeted tax cuts. A new option for financing part of the cost of a refundable state EITC is to use funds made available through the federal welfare block grant; this option is discussed below.

### Estimating the Cost of a Refundable State EITC

There is a simple three-step method to approximate the cost of a *refundable* state EITC that is set as a percentage of the federal credit. The method for estimating the cost of a *non-refundable* state EITC is not included here because it is much more complicated and depends to a great extent on the parameters of a given state's income tax.

The estimating procedure makes use of two sets of data. The first set is Internal Revenue Service data on the amount of federal EITC claims filed by residents of each state. The most recent data, shown in the second column of Appendix II, are for claims made in 1998. These claims are for tax year 1997, meaning that the claims were based on 1997 earnings. All but a tiny fraction of all EITCs are claimed and paid when taxes are filed in January through April of the following year, in this case early 1998. As a result, nearly all of the cost for tax year 1997 EITCs is incurred in federal fiscal year 1998. In most states, the cost of tax year 1997 claims would fall in state fiscal year 1997-98 as well.

The second data source is U.S. Department of Treasury projections for the cost of the federal EITC in future years. Treasury projects that the cost of the federal EITC will grow from \$29.6 billion in federal fiscal year 1998 to \$32.8 billion in federal fiscal year 2001, an average annual growth rate of 3.5 percent.<sup>21</sup>

Using these data, the cost of a refundable EITC in fiscal year 2001 is relatively easy to estimate.

*Step 1: Estimate the total amount of federal EITC claims in a given state for a future fiscal year.*

The cost of the federal EITC in a state in a future fiscal year may be determined by calculating the share of the federal EITC attributable to the state in the base year and using that share to project the cost of the federal EITC in the state in a future year. For example, in fiscal year 1998, Alabama EITC claims totaled \$777 million, or 2.59 percent of nationwide EITC claims for that tax year. Assuming that Alabama's share of federal EITC claims remains approximately constant, the cost of Alabama's federal EITC claims in fiscal year 2001 may be expected to equal 2.59 percent of \$32.8 billion, or \$850 million, as shown in the fourth column of the table.

*Step 2: Multiply federal claims by the percentage at which the state credit is to be set.*

If the state EITC is set at a specified percentage of the federal EITC, the cost of the federal credit in the state, as determined in Step 1, should be multiplied by the percentage rate. This yields an estimate of what the state credit would cost in a given fiscal year if everyone who receives the federal credit also receives the state credit.

*Step 3. Adjust the estimate for the fact that not all federal EITC claimants will claim the state credit in the first few years.*

In practice, a substantial portion of federal EITC claimants fail to claim state EITCs, especially in the first few years after enactment of

---

<sup>21</sup>In the past, both the number of EITC beneficiaries and the cost of the federal EITC grew rapidly for a number of years as EITC expansions approved by Congress were phasing in. Now that the last expansion, enacted in 1993, has phased in fully, analysts agree that high EITC growth has ended; independent projections from the Congressional Budget Office and from the congressional Joint Committee on Taxation each suggest slightly lower growth rates than the Treasury projections.

the state credit.<sup>22</sup> This appears to be true for several reasons. Not all families who file for the federal EITC claim the state EITC, especially in the first few years after enactment of the state credit when awareness of the credit may be limited. Some eligible families have the IRS compute their federal credit; such families may not receive a state EITC if the state does not compute the state credit amount for them. For these and other reasons, the cost of a refundable state EITC in its initial years after enactment is likely to be lower than the full cost of the federal credit multiplied by the state percentage. To reflect this difference, the estimate should be reduced by a factor of approximately 15 percent.

The last two columns of the accompanying table show the estimated costs of refundable state EITCs set at either 10 percent or 20 percent of the federal credit in FY 2001, based on the method described above. Other percentages may be calculated based on those numbers (for instance, the cost of a 15 percent credit would be one-and-a-half times the cost of a 10 percent credit). These figures do not include the costs of changing tax forms to include a space to claim an EITC or the costs of processing and administering EITC claims; those costs are likely to increase the overall cost of the credit by less than 1 percent.

### **Financing State EITCs Through the Temporary Assistance for Needy Families Block Grant**

There is an important new option for financing some of the cost of a refundable EITC. States, if they choose, may finance a portion of

---

<sup>22</sup>Compared to the cost each state would have incurred if every family claiming the federal credit also claimed the state credit, the actual cost of a newly-enacted state EITC in its first year of availability was about 81 percent in Vermont, 83 percent in New York, 85 percent in Wisconsin, and 90 percent in Minnesota. In the second year of availability in each state, the cost in Vermont rose to 85 percent, the cost in New York rose to 90 percent and the cost in Minnesota rose to 93 percent relative to the full-participation cost. Similar research is reported in the fiscal note prepared by the North Carolina General Assembly's Fiscal Research Division on HB 952 in 1999 (see the World Wide Web file [www.ncga.state.nc.us/html1999/bills/fiscalInfo/house/hfn0952.pdf](http://www.ncga.state.nc.us/html1999/bills/fiscalInfo/house/hfn0952.pdf)). After six years of implementation, one state, Minnesota, has achieved virtually 100 percent participation, but this participation level came only with the assistance of an aggressive state-funded outreach effort that included mailing state EITC checks to those families that received the federal EITC but failed to claim the state EITC.

the cost by using federal funds from the Temporary Assistance for Needy Families block grant, or by counting some state funds expended for an EITC toward meeting the “maintenance of effort” required under TANF. This option was clarified by the U.S. Department of Health and Human Services in regulations issued in April 1999.<sup>23</sup>

States may use TANF or MOE funds only for *refundable* EITCs — that is, for credits that provide families a refund when the credit amount is greater than a family's income taxes. More specifically, states can count only the portion of an EITC that provides a refund in excess of tax liability. In most states, the portion that can be counted is likely to equal at least one third and sometimes as much as nine-tenths of the total cost of a state EITC, depending on the specifics of the state's income tax code and the precise composition of its EITC-eligible population. State EITCs that are non-refundable — those that reduce or eliminate state income taxes that low-income families otherwise would owe but do not provide refunds in excess of tax liability — cannot be financed at all with federal funds and cannot count toward states' MOE requirements.<sup>24</sup>

Although many EITC recipients are not on welfare and have incomes above their states' welfare eligibility limits, states can still finance the refundable portion of a state EITC with TANF or MOE funds. The welfare law requires that TANF and MOE funds be spent on needy families, but states are allowed to set the definition of “needy.” Moreover, states are allowed to set differing financial eligibility rules for different TANF- or MOE-funded programs. The state need only establish in its TANF state plan a program-specific income eligibility limit that would include all recipients of EITC refunds. Note that the federal “time limit” — the requirement that most adult welfare recipients may not receive federally funded welfare payments for more than 60 months in their lifetimes — and most other restrictions that attach to receipt of cash assistance under TANF do not apply to state EITC payments. As a result, using TANF or MOE funds to support the refundable portion of a state EITC would have no adverse consequences on EITC recipients.

---

<sup>23</sup>64 Federal Register 17719-17931 (April 12, 1999).

<sup>24</sup>The regulations also bar states from spending federal funds or state MOE funds on property tax credits, sales tax credits, or other tax credits that expressly offset tax liability. However, they permit states to spend those funds on the refundable portion of other work-related tax credits such as child care credits.

Largely due to declines in welfare caseloads, some states have large amounts of unspent federal block grant funds.<sup>25</sup> In addition, some states are finding that their own-source traditional welfare expenditures are declining. States whose welfare expenditures decline by more than a specified amount can face substantial federal penalties and loss of funds. With an EITC, states can spend their federal funds or can count additional state funds toward the MOE requirement. For some of these states, financing a portion of a refundable EITC with TANF or MOE funds can be an attractive option.

The fact that refundable EITCs are a permissible use of welfare funds under the federal law, however, does not mean that method of financing is the right choice for every state. By choosing to finance its EITC entirely from non-welfare funds, a state can reserve welfare funds for other forms of assistance. For instance, a state may want to target its welfare funds more narrowly to the most needy families, such as those that are unable to find work due to disability or other factors; or it may want to spend the welfare funds to meet a particular need, such as child care. Or a state may determine that an EITC should be considered tax relief and therefore should be financed from the same general revenue sources as other forms of tax relief, as all states enacting EITC prior to the new welfare law have done. Nonetheless, for states seeking to expend welfare funds in ways that help families making the transition from welfare to work, the new federal regulations may offer an attractive financing option for an EITC.<sup>26</sup>

---

<sup>25</sup>Ed Lazere and Lana Kim, *Welfare Balances in the States: Unspent TANF Funds in the Middle of Federal Fiscal Year 1999*, Center on Budget and Policy Priorities, July 1999.

<sup>26</sup>For further explanation of the TANF regulations, see the Center on Budget and Policy Priorities publication *Highlights of the Final TANF Regulations*, April 29, 1999.

---

## **VI. Enacting a State Earned Income Tax Credit: Case Studies**

---

One factor that makes a state Eamed Income Tax Credit attractive as a strategy for assisting low-wage workers is its ability to generate support from policymakers and constituencies across the political spectrum. Examinations of how the Kansas EITC came to be adopted and how the Maryland EITC was expanded to include a refundable component illustrate the broad range of support that EITCs can generate.

### **Kansas: Cutting Taxes to Combat Poverty**

Kansas enacted a state EITC in April 1998 as part of a tax cut package. Its passage reflects a desire to allow low-income families to share the benefits of the state's revenue surplus and to help families making the transition from welfare to work.

A refundable EITC was first considered by the Kansas legislature during the state legislature's 1997 session. A 10 percent refundable state EITC was included in an education bill passed by the state House of Representatives, but was taken out during conference committee.

Following the 1997 session, several factors led to increased support for an EITC. In September 1997, a coalition of human service advocates released a study entitled



*Kansas Families: Poverty Despite Work.*<sup>27</sup> The report, which received substantial news coverage, showed that the vast majority of poor children in Kansas had working parents. The report included a state EITC as one of its major policy recommendations.

The study's release coincided with the final deliberations of a bipartisan interim legislative committee to make recommendations on tax policy. Faced with a substantial budget surplus and mounting political desire to cut taxes, the committee considered a number of possible tax cuts. At the urging of committee member Bruce Larkin, a Democratic House member, the committee included an EITC in its final recommendations. The recommendations cited, among other reasons, Kansas' relatively heavy income tax burden on working poor families.

With the encouragement of the interim legislative committee and human services providers, Republican Governor Bill Graves included the EITC among a package of tax cuts in his 1998 budget submission. In his State of the State address, Graves said:

“When the federal Earned Income Tax Credit was expanded in 1986, President Ronald Reagan called it ‘...the best anti-poverty, the best job creation, the best pro-family measure to come out of Congress.’ I agree and ask your support for a state credit equal to 10 percent of the federal amount for Kansans.”

In the State Senate, the Republican leadership ignored the governor's proposal and issued a tax package that included no assistance for working poor families. But the EITC was included in the tax bill crafted in the House of Representatives, also controlled by Republicans. “Kansas has numerous taxpayers who are below the poverty level who still must pay Kansas income taxes,” Representative Phill Kline, the chairman of the Taxation Committee, wrote to the House Republican Caucus. “This is poor policy and the EITC corrects this problem.” For a number of weeks, a House-Senate conference committee deadlocked over the tax bill, with the refundable EITC among the sticking points.

Supporters of the credit, including the Kansas Catholic Conference (which assigned a person to work full-time on the issue), United Community Services of Johnson County, Kansans Respond, and Kansas Action for Children, stressed the importance of making the credit refundable in order to ensure that benefits reached a large number of poor children. The fact that Kansas levies a sales tax on food — a tax that is particularly burdensome on low-income families — helped underscore the point

---

<sup>27</sup>The report was based on information in *The Poverty Despite Work Handbook*, Center on Budget and Policy Priorities, April 1997. An updated version of this handbook was published in June, 1999.

that a refundable credit would offset other taxes paid by the poor. In addition, the governor's office distributed to legislators research showing that the EITC actually induces single mothers to work and therefore may reduce welfare spending.

One issue that arose during debate over the tax bill was the extent to which ineligible families claim the EITC. In response, advocates presented analysis explaining that many EITC errors reflect honest mistakes and highlighted new federal initiatives that hold promise for reducing EITC errors.<sup>28</sup>

The House-Senate deadlock was broken in April, when a higher-than-anticipated revenue estimate persuaded legislative leaders that the state could afford the major tax provisions in both the House and Senate bills. The governor submitted another tax plan that included a refundable EITC, and this time both houses passed it without changes.

### **Maryland: An Emphasis on Refundability**

Maryland's refundable EITC, enacted in 1998, is unique in that it complements a previously existing non-refundable EITC. The non-refundable credit is an important source of tax relief for families with incomes somewhat above the poverty line.<sup>29</sup> Poorer families, however, would not owe income taxes even without the credit (due to other features of the income tax) so the existence of the non-refundable credit does not benefit those poorer families. By contrast, a refundable credit would benefit all working poor and near-poor families with children.

The effort to enact a refundable credit began in late 1996, when advocates from the Maryland Catholic Conference and the Homeless Persons Representation Project began discussing how to correct this lack of refundability. The existing non-refundable credit is set at 50 percent of the federal credit, higher than any other state EITC. As a

---

<sup>28</sup>Two publications from the Center on Budget and Policy Priorities contain further discussion of EITC error rates: *The Earned Income Tax Credit and Error Rates*, February 25, 1998, and *State Earned Income Tax Credits and Error Rates*, February 18, 1998.

<sup>29</sup>A description of how the non-refundable Maryland credit came to be enacted in 1987, as well as case studies from New York and Wisconsin, may be found in the Center on Budget and Policy Priorities publication *A Hand Up: How State Earned Income Credits Help Working Families Escape Poverty*, 1996 edition.

result, the cost to the state treasury of making the full 50 percent credit refundable was judged to be prohibitively expensive. On the other hand, repealing the existing credit and replacing it with a smaller, refundable credit would result in a tax increase for many moderate-income taxpayers. The solution was to seek a smaller refundable credit equal to 15 percent or 20 percent of the federal credit that taxpayers could choose as an alternative to the larger non-refundable credit.

The EITC did not get much consideration in the 1997 legislative session. The legislature's attention was focused on a proposal to reduce Maryland's income tax rate by 10 percent. As proposed by Governor Parris Glendening, a Democrat, the tax cut would have largely benefitted upper-income taxpayers. It also was quite expensive and so was projected to require major cuts in public services. Many potential EITC supporters among human service advocates therefore concentrated their efforts on making the tax cut smaller and less weighted toward the top. These efforts were partially successful. As finally passed in spring 1997, the benefits of the tax cut were more equally divided among middle- and upper-income taxpayers than in the governor's proposal, and revised revenue estimates showed that the tax cut would not require spending cuts as deep as had been anticipated. In the intense debate around the tax cut, however, the refundable EITC was set aside.

Following adjournment of the legislature, backers of the refundable EITC expanded their campaign. A formal coalition was formed, with members including the Maryland Committee for Children — a longtime participant in successful outreach partnerships to help low-income workers claim the federal EITC — plus Catholic Charities, the Maryland Food Committee, and a number of other organizations. The chairs of the Senate and House tax-writing committees, Senator Barbara A. Hoffman and Delegate Sheila Hixson, agreed to sponsor the bill. The state NAACP and members of the legislature's Black Caucus and Women's Caucus added their support. The coalition also secured support from major private corporations including two of the state's largest employers, Baltimore Gas and Electric Company and Bell Atlantic. Fully half of the state's Senators and one-fourth of members of the House of Delegates were cosponsors by the time the bill was filed early in the 1998 legislative session.

Supporters of the credit released two important reports, one showing that income inequality in Maryland was on the rise and another, similar to the Kansas report, showing that large numbers of

low-income children in Maryland live in working families. They also stressed the usefulness of the EITC as an inducement for work and a complement to welfare reform, and pointed out that the EITC would accomplish what the previous year's income tax cut had not, namely providing a share of the tax reductions to low-income families. The state's major newspaper, the *Baltimore Sun*, endorsed the EITC in an editorial.

Opposition to the credit in 1998 came from the state's comptroller, who expressed concern about complexity and the potential for fraud. But the fact that Maryland already had a non-refundable credit helped to mute those concerns, and one key legislator pointed out during a hearing that the EITC was less susceptible to fraud than other parts of the tax system.

The General Assembly passed the EITC bill toward the end of the legislative session, and the governor signed it. As in Kansas, the final boost for the credit came in the form of a higher-than-expected revenue estimate, which enabled the state to enact a number of tax cuts. To moderate the fiscal cost of the credit, legislators chose to start the credit at 10 percent of the federal credit for tax years 1998 and 1999, rising to 12.5 percent for 2000 and to 15 percent for 2001 and thereafter. Legislators also agreed to language specifying that the credit should be phased in more rapidly if state revenue growth remained strong.

**APPENDIX I:  
Federal Earned Income Tax Credit Parameters**

There are different EITC parameters for families with one child, for families with two or more children, and for workers without qualifying children. The parameters are adjusted for inflation each year, in the same way that the exemptions, deductions and tax benefits in the federal tax code are adjusted. The EITC parameters are listed below for 1999 (as published by the Internal Revenue Service) and 2000 (based on an estimated inflation adjustment of 1.8 percent).

<b>Year</b>	<b>Credit Percentage</b>	<b>Maximum Benefit</b>	<b>Phase-out Rate</b>	<b>Phase-out Range</b>
<b>Families with two or more children:</b>				
1999	40% of first \$9,540	\$3,816	21.06%	\$12,460 to \$30,580
2000	40% of first \$9,720	\$3,888	21.06%	\$12,690 to \$31,152
<b>Families with one child:</b>				
1999	34% of first \$6,800	\$2,312	15.98%	\$12,460 to \$26,928
2000	34% of first \$6,920	\$2,353	15.98%	\$12,690 to \$27,413
<b>Families with no children:</b>				
1999	7.65% of first \$4,530	\$347	7.65%	\$5,670 to \$10,200
2000	7.65% of first \$4,610	\$353	7.65%	\$5,770 to \$10,380
Sources: Internal Revenue Service tax tables. Center on Budget and Policy Priorities.				

**Appendix II:  
Estimated Cost of Refundable State Earned Income Tax Credits**

(in millions of dollars)

	Federal EITC	Percent of Total U.S. Claims	Cost of Federal	Estimated Cost of a State EITC in FY 2001	
	Claims in 1998 (actual)		EITC in FY 2001 (estimated)	Set at 10% of Federal Credit*	Set at 20% of Federal Credit*
Alabama	\$777	2.59%	\$850	\$72	\$144
Alaska	\$37	0.12%	\$41	\$3	\$7
Arizona	\$540	1.80%	\$590	\$50	\$100
Arkansas	\$421	1.40%	\$461	\$39	\$78
California	\$3,67	12.26%	\$4,021	\$342	\$684
Connecticut	\$196	0.65%	\$215	\$18	\$37
Delaware	\$76	0.25%	\$83	\$7	\$14
D.C.	\$80	0.27%	\$87	\$7	\$15
Florida	\$1,99	6.66%	\$2,184	\$186	\$371
Georgia	\$1,15	3.84%	\$1,261	\$107	\$214
Hawaii	\$82	0.27%	\$89	\$8	\$15
Idaho	\$124	0.41%	\$136	\$12	\$23
Illinois	\$1,12	3.75%	\$1,231	\$105	\$209
Indiana	\$547	1.82%	\$598	\$51	\$102
Iowa**	\$212	0.71%	\$232	\$20	\$39
Kentucky	\$454	1.51%	\$496	\$42	\$84
Louisiana	\$852	2.84%	\$932	\$79	\$158
Maine	\$113	0.38%	\$123	\$10	\$21
Michigan	\$826	2.75%	\$903	\$77	\$154
Mississippi	\$637	2.12%	\$696	\$59	\$118
Missouri	\$590	1.97%	\$645	\$55	\$110
Montana	\$95	0.32%	\$104	\$9	\$18
Nebraska	\$138	0.46%	\$151	\$13	\$26
Nevada	\$177	0.59%	\$193	\$16	\$33
New	\$77	0.26%	\$84	\$7	\$14
New Jersey	\$654	2.18%	\$715	\$61	\$122
New Mexico	\$277	0.92%	\$302	\$26	\$51
North Carolina	\$1,03	3.43%	\$1,126	\$96	\$191
North Dakota	\$53	0.18%	\$58	\$5	\$10
Ohio	\$1,00	3.36%	\$1,102	\$94	\$187
Oklahoma	\$443	1.48%	\$485	\$41	\$82
Oregon**	\$289	0.96%	\$316	\$27	\$54
Pennsylvania	\$980	3.27%	\$1,071	\$91	\$182
Rhode	\$81	0.27%	\$88	\$7	\$15
South Carolina	\$616	2.05%	\$673	\$57	\$114
South Dakota	\$71	0.24%	\$78	\$7	\$13
Tennessee	\$759	2.53%	\$830	\$71	\$141
Texas	\$3,21	10.70%	\$3,512	\$298	\$597
Utah	\$166	0.55%	\$181	\$15	\$31
Virginia	\$670	2.23%	\$733	\$62	\$125
Washington	\$418	1.39%	\$457	\$39	\$78
West Virginia	\$201	0.67%	\$220	\$19	\$37
Wyoming	\$48	0.16%	\$52	\$4	\$9
<b>U.S. Total</b>	<b>\$30,0</b>	<b>100.00%</b>	<b>\$32,800</b>	<b>—</b>	<b>—</b>

Source: Internal Revenue Service, *Statistics of Income*, June 1999; U.S. Treasury Department; Center on Budget and Policy Priorities. States that already offer refundable EITCs are not shown.

\* Estimates of state EITCs assume participation rate equal to 85 percent of federal participation; see text for discussion.

\*\* For Iowa, Oregon and Rhode Island, cost shown is the total cost of a refundable credit; since those states already offer non-refundable credits, the added cost of making the credit refundable would be substantially less than the amount shown here.



**U.S. Department of Education**  
Office of Educational Research and Improvement (OERI)  
National Library of Education (NLE)  
Educational Resources Information Center (ERIC)



## **NOTICE**

### **REPRODUCTION BASIS**



This document is covered by a signed “Reproduction Release (Blanket) form (on file within the ERIC system), encompassing all or classes of documents from its source organization and, therefore, does not require a “Specific Document” Release form.



This document is Federally-funded, or carries its own permission to reproduce, or is otherwise in the public domain and, therefore, may be reproduced by ERIC without a signed Reproduction Release form (either “Specific Document” or “Blanket”).