

## DOCUMENT RESUME

ED 444 749

PS 028 845

AUTHOR Lopez, Elias  
TITLE Who Is Least Likely To Attend Pre-School?  
INSTITUTION California State Library, Sacramento. California Research Bureau.  
PUB DATE 1999-11-00  
NOTE 9p.; Prepared at the Request of Assemblymember Kerry Mazzoni, Chair of the Assembly Education Committee.  
AVAILABLE FROM Web site: <http://www.library.ca.gov> (under CRB Reports).  
PUB TYPE Collected Works - Serials (022)  
JOURNAL CIT CRB Note; v6 n6 Nov 1999  
EDRS PRICE MF01/PC01 Plus Postage.  
DESCRIPTORS Asian Americans; Attendance; Blacks; Census Figures; Comparative Analysis; \*Economic Factors; \*Enrollment; \*Enrollment Influences; Hispanic Americans; Low Income Groups; Minority Groups; Preschool Children; \*Preschool Education; \*Racial Differences; \*Student Characteristics; Tables (Data); Whites  
IDENTIFIERS African Americans; Current Population Survey; Latinos

## ABSTRACT

This paper provides demographic information on California preschool-age children and their preschool attendance. Data sections, with tables, are: (1) "Number of Children Not in Pre-School or Kindergarten"; (2) "Latino, Asian, and African American Children Are Less Likely To Have Gone to Pre-School"; and (3) "Children of Low Income Families Are Less Likely To Be Enrolled in Pre-School." The data show that minority children are far less likely to go to pre-school. This paper also shows that attending pre-school is a function of family income, since enrollment rates go up with family income. The analysis is based on the Census Bureau's 1997 October Current Population Survey on school enrollment. (EV)

# CRB

ED 444 749



**CALIFORNIA STATE LIBRARY**  
FOUNDED 1850

**California Research Bureau**  
900 N Street, Suite 300  
P.O. Box 942837  
Sacramento, CA 94237-0001  
(916) 653-7843 phone  
(916) 654-5829 fax

U.S. DEPARTMENT OF EDUCATION  
Office of Educational Research and Improvement  
EDUCATIONAL RESOURCES INFORMATION  
CENTER (ERIC)

- This document has been reproduced as received from the person or organization originating it.
- Minor changes have been made to improve reproduction quality.

- Points of view or opinions stated in this document do not necessarily represent official OERI position or policy.



**SCOPE OF INTEREST NOTICE**

The ERIC Facility has assigned this document for processing to:

In our judgment, this document is also of interest to the Clearinghouses noted to the right. Indexing should reflect their special points of view.

PS

UD



## Who is Least Likely to Attend Pre-School?

*Elias Lopez, Ph.D.*

*Prepared at the Request of Assemblymember Kerry Mazzoni,  
Chair of the Assembly Education Committee*

PERMISSION TO REPRODUCE AND DISSEMINATE THIS MATERIAL HAS BEEN GRANTED BY

*Roger Dunstan*

TO THE EDUCATIONAL RESOURCES INFORMATION CENTER (ERIC)

1

**NOVEMBER 1999**

**BEST COPY AVAILABLE**

**CRB Note, Vol. 6, No. 6**

C A L I F O R N I A R E S E A R C H B U R E A U



PS 028845

## *Internet Access*

This paper is also available through the Internet at the California State Library's home page ([www.library.ca.gov](http://www.library.ca.gov)) under CRB Reports.

---

# Table of Contents

---

**WHO IS LEAST LIKELY TO ATTEND PRE-SCHOOL?..... 1**  
INTRODUCTION..... 1  
NUMBER OF CHILDREN NOT IN PRE-SCHOOL OR KINDERGARTEN..... 2  
LATINO, ASIAN, & AFRICAN-AMERICAN CHILDREN ARE LESS LIKELY TO HAVE GONE TO PRE-SCHOOL. 3  
CHILDREN OF LOW INCOME FAMILIES ARE LESS LIKELY TO BE ENROLLED IN PRE-SCHOOL..... 4

## Charts

CHART 1: CHILDREN AGES 3 TO 5 NOT IN PRE-K OR IN KINDERGARTEN BY ETHNIC GROUP..... 2  
CHART 2: PERCENT OF CHILDREN IN KINDERGARTEN WHO ATTENDED PRE-SCHOOL THE YEAR BEFORE..... 3  
CHART 3: CHILDREN AGES 3 TO 5 NOT IN PRE-K OR KINDERGARTEN BY INCOME GROUP..... 4  
CHART 4: PERCENT OF CHILDREN AGES 3 TO 5 NOT IN PRE-K OR IN KINDERGARTEN BY INCOME GROUP..... 5

---

# Who is Least Likely to Attend Pre-School?

---

## Introduction

This paper provides estimates on the number of children who are of pre-school age. In addition, it gives information on their ethnicity and family income. The following data show that minority children are far less likely to go to pre-school. This paper also shows that attending pre-school is a function of family income, since enrollment rates go up with family income.

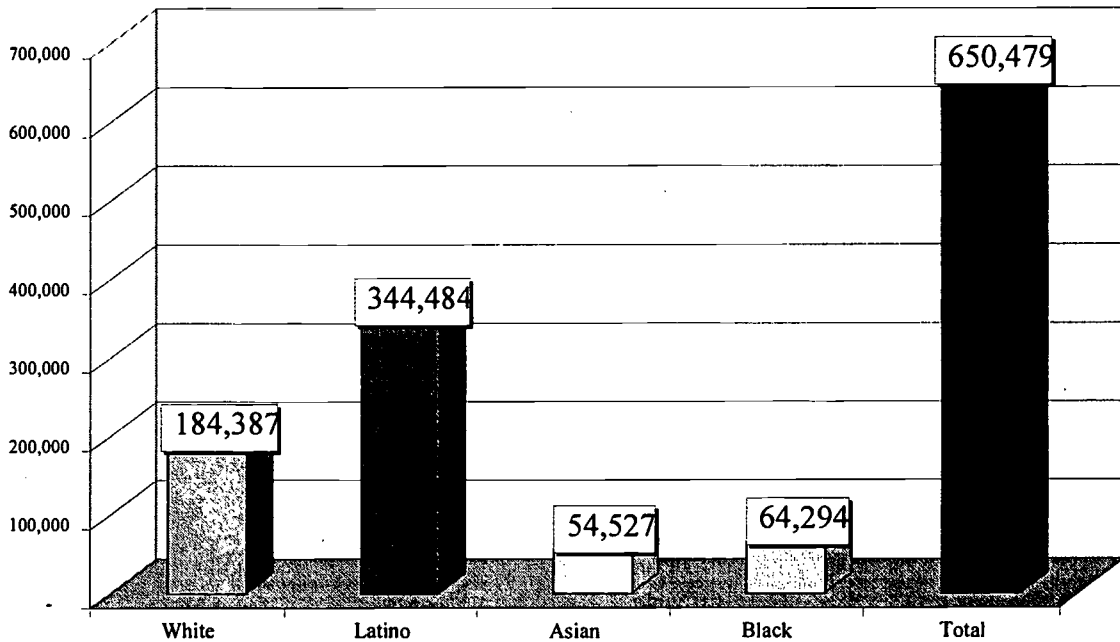
The analysis is based on the Census Bureau's 1997 October Current Population Survey on school enrollment. As with any survey, estimates are subject to sampling error.

# Number of Children Not in Pre-School or Kindergarten

According to the 1997 October Current Population Survey, there are approximately 650,000 children, ages three to five, who are neither in pre-school nor in kindergarten. Of these, 28 percent are White, 53 percent are Latino, 8 percent are Asian, and 10 percent are African-American. Estimates for the total number of children are provided in the chart below:

Chart 1

**Children Ages 3 to 5 Not in Pre-K or in Kindergarten  
by Ethnic Group (1997)**



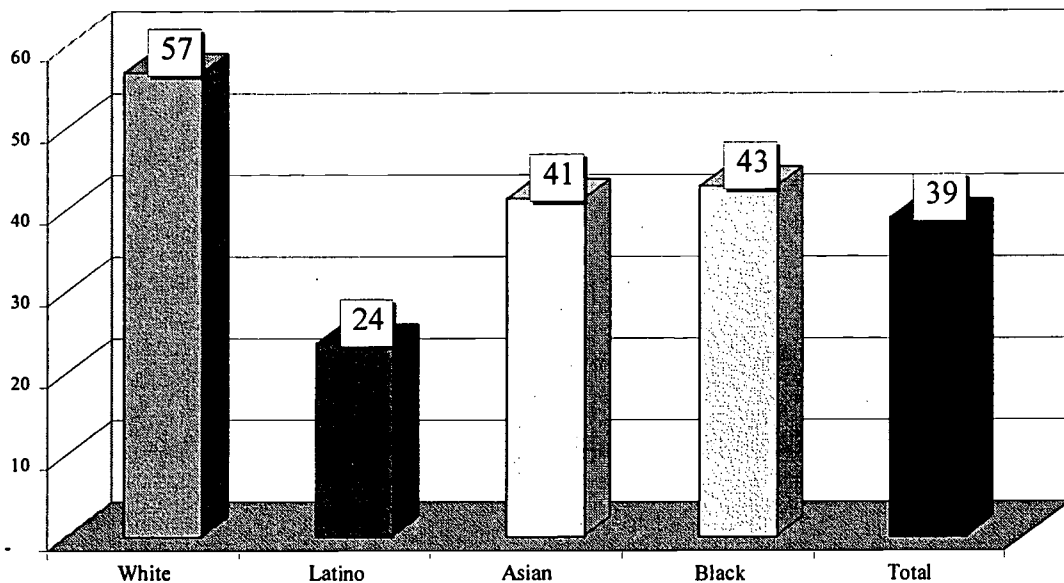
Source: California Research Bureau of the California State Library using the 1997 October Current Population Survey.

## Latino, Asian, & African-American Children Are Less Likely to Have Gone to Pre-School

Currently California has around half a million children in kindergarten. Of those in kindergarten, how many went to pre-school the year before? The chart below shows that 57 percent of White children in kindergarten attended pre-school the year before. Asians and Blacks were less likely to attend pre-school<sup>1</sup> with 41 and 43 percent attending pre-school, respectively. Latino children were even less likely to attend pre-school. Only 24 percent attended pre-school.

Chart 2

Percent of Children in Kindergarten Who Attended Pre-School or Nursery School the Year Before, by Ethnic Group(1997)



Source: California Research Bureau of the California State Library using the 1997 October Current Population Survey. Estimates for this graph on Asians and Blacks are based on a small sample size and thus may be unreliable.

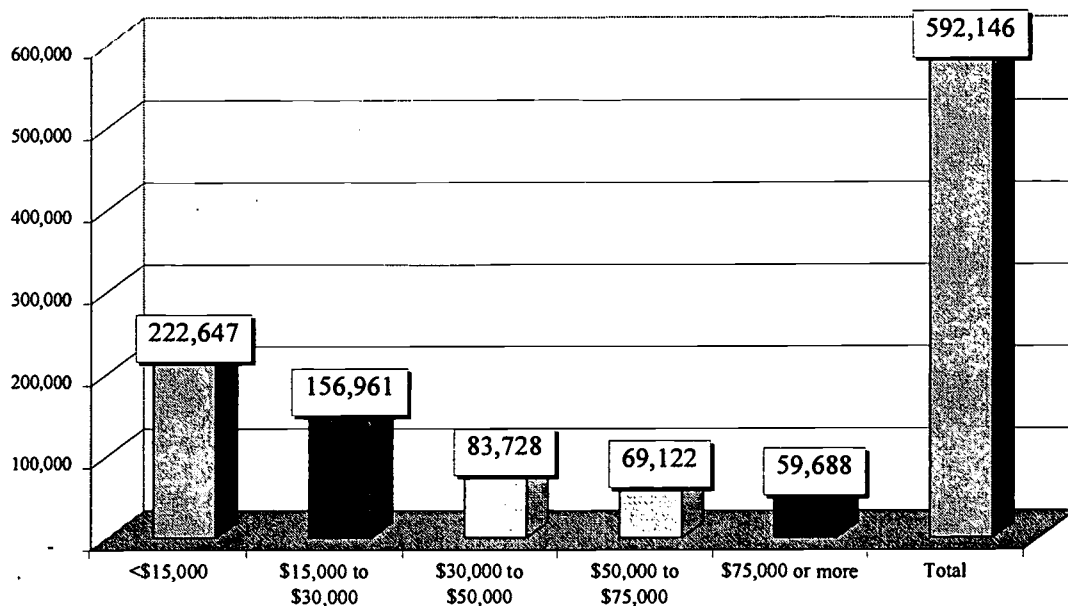
<sup>1</sup> The percentages for Asians and Blacks are based on small sample sizes and thus may be unreliable.

# Children of Low Income Families Are Less Likely to be Enrolled in Pre-School

In addition to ethnicity, family income is a strong predictor for whether or not a child attends pre-school. Thirty-eight percent of the children not in pre-school are in families with incomes below \$15,000. Another twenty-seven percent of the children not attending pre-school are in families with incomes between \$15,000 and \$30,000. Thus, two-thirds of the children not in pre-school come from families with incomes below \$30,000 (or the equivalent of about 250% of the poverty level). The chart below shows the number of children by income group.

Chart 3

Children Ages 3 to 5 Not in Pre-K or in Kindergarten by Income Group (1997)



Source: California Research Bureau of the California State Library using the 1997 October Current Population Survey.

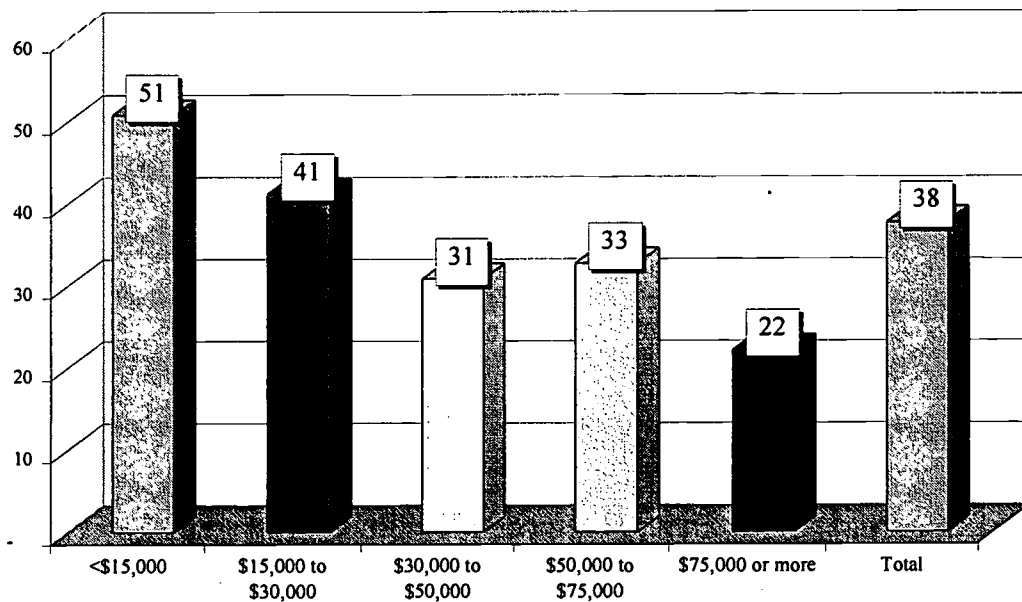
Note: The data in the chart above does not add up to the figure of 650,479 shown earlier because information on family income was missing for some records.



Proportionately, the higher the family income, the higher the likelihood that the child will be in pre-school. At the lower end of the income spectrum, there are an estimated 438,000 children, ages three to five, with family incomes below \$15,000. Of these, 51 percent or 222,647 are not attending pre-school or kindergarten. At the other end of the income spectrum, there are an estimated 270,000 children in families with incomes above \$75,000. The percentage of children in this group not attending pre-school is 22 percent or 59,688.

Chart 4

**Percent of Children Ages 3 to 5 Not in Pre-K or in Kindergarten by Income Group (1997)**



Source: California Research Bureau of the California State Library using the 1997 October Current Population Survey.



**U.S. Department of Education**  
Office of Educational Research and Improvement (OERI)  
National Library of Education (NLE)  
Educational Resources Information Center (ERIC)



# REPRODUCTION RELEASE

(Specific Document)

## I. DOCUMENT IDENTIFICATION:

Title: Who is Least Likely to Attend Pre-School?	
Author(s): Elias Lopez, Ph.D.	
Corporate Source: California Research Bureau	Publication Date: November 1999

## II. REPRODUCTION RELEASE:

In order to disseminate as widely as possible timely and significant materials of interest to the educational community, documents announced in the monthly abstract journal of the ERIC system, *Resources in Education* (RIE), are usually made available to users in microfiche, reproduced paper copy, and electronic media, and sold through the ERIC Document Reproduction Service (EDRS). Credit is given to the source of each document, and, if reproduction release is granted, one of the following notices is affixed to the document.

If permission is granted to reproduce and disseminate the identified document, please CHECK ONE of the following three options and sign at the bottom of the page.

The sample sticker shown below will be affixed to all Level 1 documents

The sample sticker shown below will be affixed to all Level 2A documents

The sample sticker shown below will be affixed to all Level 2B documents

PERMISSION TO REPRODUCE AND DISSEMINATE THIS MATERIAL HAS BEEN GRANTED BY

\_\_\_\_\_

Sample

\_\_\_\_\_

TO THE EDUCATIONAL RESOURCES INFORMATION CENTER (ERIC)

1

PERMISSION TO REPRODUCE AND DISSEMINATE THIS MATERIAL IN MICROFICHE, AND IN ELECTRONIC MEDIA FOR ERIC COLLECTION SUBSCRIBERS ONLY, HAS BEEN GRANTED BY

\_\_\_\_\_

Sample

\_\_\_\_\_

TO THE EDUCATIONAL RESOURCES INFORMATION CENTER (ERIC)

2A

PERMISSION TO REPRODUCE AND DISSEMINATE THIS MATERIAL IN MICROFICHE ONLY HAS BEEN GRANTED BY

\_\_\_\_\_

Sample

\_\_\_\_\_

TO THE EDUCATIONAL RESOURCES INFORMATION CENTER (ERIC)

2B

Level 1

↑

Level 2A

↑

Level 2B

↑

Check here for Level 1 release, permitting reproduction and dissemination in microfiche or other ERIC archival media (e.g., electronic) and paper copy.

Check here for Level 2A release, permitting reproduction and dissemination in microfiche and in electronic media for ERIC archival collection subscribers only

Check here for Level 2B release, permitting reproduction and dissemination in microfiche only

Documents will be processed as indicated provided reproduction quality permits.  
If permission to reproduce is granted, but no box is checked, documents will be processed at Level 1.

*I hereby grant to the Educational Resources Information Center (ERIC) nonexclusive permission to reproduce and disseminate this document as indicated above. Reproduction from the ERIC microfiche or electronic media by persons other than ERIC employees and its system contractors requires permission from the copyright holder. Exception is made for non-profit reproduction by libraries and other service agencies to satisfy information needs of educators in response to discrete inquiries.*

Signature: 	Printed Name/Position/Title: Roger Dunstan, Assistant Director	
Organization/Address: California Research Bureau 900 N St., Room 300, Sacramento, CA 95814	Telephone: (916) 65307843	FAX: (916) 654-5829
	E-Mail Address: rdunstan@library.ca.gov	Date: 9/6/00

5  
4  
8  
8  
2  
0



### III. DOCUMENT AVAILABILITY INFORMATION (FROM NON-ERIC SOURCE):

If permission to reproduce is not granted to ERIC, or, if you wish ERIC to cite the availability of the document from another source, please provide the following information regarding the availability of the document. (ERIC will not announce a document unless it is publicly available, and a dependable source can be specified. Contributors should also be aware that ERIC selection criteria are significantly more stringent for documents that cannot be made available through EDRS.)

Publisher/Distributor:
Address:
Price:

### IV. REFERRAL OF ERIC TO COPYRIGHT/REPRODUCTION RIGHTS HOLDER:

If the right to grant this reproduction release is held by someone other than the addressee, please provide the appropriate name and address:

Name:
Address:

### V. WHERE TO SEND THIS FORM:

Send this form to the following ERIC Clearinghouse:
---

However, if solicited by the ERIC Facility, or if making an unsolicited contribution to ERIC, return this form (and the document being contributed) to:

**ERIC Processing and Reference Facility**  
4483-A Forbes Boulevard  
Lanham, Maryland 20706

Telephone: 301-552-4200

Toll Free: 800-799-3742

FAX: 301-552-4700

e-mail: [ericfac@inet.ed.gov](mailto:ericfac@inet.ed.gov)

WWW: <http://ericfac.piccard.csc.com>