

DOCUMENT RESUME

ED 444 729

PS 028 814

TITLE Michigan School Readiness Program Product Evaluation Report, 1999-2000.

INSTITUTION Saginaw Public Schools, MI. Dept. of Evaluation Services.

PUB DATE 2000-07-00

NOTE 65p.; For other "Michigan School Readiness Program Product Evaluation Reports," see PS 028 811-813, ED 405 088, and ED 405 074. Appendix may not reproduce adequately.

PUB TYPE Reports - Evaluative (142)

EDRS PRICE MF01/PC03 Plus Postage.

DESCRIPTORS Cognitive Development; Cognitive Measurement; Cognitive Objectives; Early Intervention; *Educational Assessment; Evaluation Criteria; *High Risk Students; Inner City; Outcomes of Education; Parent Participation; Parent Role; Parent School Relationship; Parent Teacher Cooperation; Partnerships in Education; Performance; *Preschool Children; Preschool Education; Program Effectiveness; Program Evaluation; Psychomotor Objectives; *School Readiness; *State Programs

IDENTIFIERS Prekindergarten Saginaw Objective Reference Test; Saginaw City School System MI

ABSTRACT

The Michigan School Readiness Program (MSRP) is a state-funded prekindergarten program in Saginaw for 4-year-olds from the inner city with the goal of providing an environment that develops school readiness skills. The seven program components are: cognitive, psychomotor, affective, parent participation/education, curriculum, staff development, and community collaboration/participation. An annual evaluation was conducted for the 1999-2000 school year. A total of 306 students attended the program at 1 of 10 sites. The Prekindergarten Saginaw Objective Reference Test was used to assess student achievement on a posttest-only basis. The Affective Rating Scale assessed affective objectives on a pre-post basis. Findings indicate that MSRP students attained all the cognitive, psychomotor, and affective objectives. All objectives related to parent participation through classroom participation, parent meetings, and completion of home activities with the children were met successfully. The Early Childhood Education Curriculum Committee met four times and discussed full-day kindergarten, kindergarten reading and mathematics materials, literacy and language development frameworks, and issues in implementing new reading and math series. The program supervisor participated on county level committees. All staff attended at least 75 percent of the inservice training offered. It was concluded that the MSRP program in its eleventh year of operation was very successful, having achieved all 26 objectives. It was recommended that the teachers and program supervisor jointly explore alternative ways to involve employed parents in their children's education and that building differences in program effectiveness be examined. (Eight appendices include a description of the program, data collection instruments, and data by school building.)

(KB)

Reproductions supplied by EDRS are the best that can be made
from the original document.

This document has been reproduced as received from the person or organization originating it.

Minor changes have been made to improve reproduction quality.

Points of view or opinions stated in this document do not necessarily represent official OERI position or policy.

EVALUATION REPORT

MICHIGAN SCHOOL READINESS PROGRAM PRODUCT EVALUATION REPORT

1999/2000

DEPARTMENT OF EVALUATION SERVICES

- PROVIDING ASSESSMENT, PROGRAM EVALUATION AND RESEARCH SERVICES -



PERMISSION TO REPRODUCE AND
DISSEMINATE THIS MATERIAL HAS
BEEN GRANTED BY

Richard N.
Claus

TO THE EDUCATIONAL RESOURCES
INFORMATION CENTER (ERIC)

1

Saginaw, Michigan


ED 444 729

PS 028814


**MICHIGAN SCHOOL READINESS PROGRAM
PRODUCT EVALUATION REPORT**

1999/2000

An Approved Report of the
Department of Evaluation, Testing, and Research



Paul Kurečka, M.A.,
Research/Evaluation Specialist



Richard N. Claus, Ph.D.
Manager, Program Evaluation

Dr. Foster B. Gibbs, Superintendent
School District of the City of Saginaw

July, 2000

TABLE OF CONTENTS

	Page
PROGRAM DESCRIPTION	1
EVALUATION PROCEDURES	3
Product Evaluation	3
PRESENTATION AND ANALYSIS OF PRODUCT DATA	4
Prekindergarten Saginaw Objective Referenced Tests (PK-SORT)	4
Affective Rating Scale (ARS)	7
Parent Participation/Education	9
Curriculum	10
Community Collaboration/Participation	11
Staff Development	11
SUMMARY AND CONCLUSIONS	14
RECOMMENDATIONS	15
APPENDICES	16
Appendix A: MSRP Participants By Building As Of November, 1999	17
Appendix B: Narrative Program Description From 1997/98 That Continued for 1999/2000	18
Appendix C: Prekindergarten Saginaw Objective Referenced Test (PK-SORT), 1990	23
Appendix D: The Affective Rating Scale	47
Appendix E: Decision Rules - Prekindergarten/MSRP Tally Sheets	48
Appendix F: Percent Of Students Attaining Mastery On PK-SORT Objectives By Building	49
Appendix G: Average Pre- To Post-Test Change On The Affective Rating Scale (ARS) By Objective And Building	50
Appendix H: MSRP Families Attaining Objectives Regarding Parents As Partners	51

LIST OF TABLES

Table		Page
1	Pupils Attaining Objectives Of The Prekindergarten SORT Cognitive Subtest	5
2	Pupils Attaining Objectives On The Prekindergarten SORT Psychomotor Subtest	6
3	Objective Attainments Based On Mean Pre-Test And Post-Testing Ratings By Teachers As Determined By An Analysis Of Affective Rating Scale (ARS) Data	8
4	Attainment Of Product Parents As Partners Objectives	10
F-1	Percent Of Students Attaining Mastery On PK-SORT Objectives By Building	49
G-1	Average Pre- To Post-Test Change On The Affective Rating Scale (ARS) By Objective And Building	50
H-1	MSRP Families Attaining Objectives Regarding Parents As Partners Component	51

Program Description

This is the ^{eleventh} ~~tenth~~ year the School District of the City of Saginaw has operated a state funded prekindergarten program for "at-risk" four-year-old children. The program, currently entitled Michigan School Readiness Program (formerly called the Michigan Early Childhood Education Preschool) is the subject of this evaluation report. The District has operated for the past thirty-one years a federally funded (Title I of the Elementary and Secondary Education Act of 1965) prekindergarten program for children coming from the inner city. Thus, Saginaw is no stranger to prekindergarten programming and the two programs are essentially the same except for the funding source and the process to identify eligible four-year-olds.

The factors which place four year olds "at risk" of becoming educationally disadvantaged are essential to the identification of those to be included in the Michigan School Readiness Program (MSRP). Four-year-olds selected for participation in MSRP must have shown two or more of the following "at-risk" factors:

Low birth weight; developmentally immature; long-term or chronic illness; diagnosed handicapping condition (mainstreamed); language deficiency or immaturity; family history of low school achievement or dropout; single parent; unemployed parent/parents; low family income; parental/sibling loss by death, or parental loss by divorce.*

Account of this year's MSRP participants shows that as of November, 1999 a total of 306 pupils were attending one of the ten sites (see Appendix A for details).

The MSRP program is based upon the Piagetian concept that a child develops intellectually in a stimulating environment. Preschoolers are provided with an environment in which they receive positive reinforcement for reaching out, experimenting, seeking, and attaining new knowledge. Free and structured experimentation with common objects provide learners with information and a repertoire of actions on objects to enable them to explore the properties of unfamiliar things. Manipulative materials provide children with many problem-solving developmental activities. The daily schedule includes experiences in the areas of affective, fine and gross motor skills, physical and social knowledge, and parent participation.

* From 1997/98 Grant Application For: The Michigan School Readiness Program, page 7 along with criteria of PRSD for developmentally immature.

Language and concept development is constantly encouraged and reinforced. The school environment is characterized by: consistency, behavior modification, interest centers, decision-making on the part of the students, and pupil participation with freedom and responsibility.

The overall goal of the program is to provide four-year-olds with an environment that will enable them to develop school readiness skills. There are seven program component areas: cognitive, psychomotor, affective, parent participation/education, curriculum, staff development, and community collaboration/participation components (see Appendix B for the objectives in each component).

Evaluation Procedures

This report presents the results of the ^{eleventh}~~tenth~~ product evaluation of the MSRP program.

Product Evaluation

A product evaluation measures the end results of a particular program. The major product (or outcome) question was: Did the program attain the objectives it set out to accomplish?

To answer this question relative to the cognitive and psychomotor objectives, the Prekindergarten Saginaw Objective Reference Test (PK-SORT) was used to assess student achievement (see Appendix C for a copy of the PK-SORT). The PK-SORT included 31 items dealing with both psychomotor and cognitive program areas. The first 17 items measured the program's nine cognitive objectives while the remaining 14 dealt with the four fine and gross motor objectives. The post-test only administration of PK-SORT took place from April 10-20, 2000.

The outcome of the affective objectives was measured by a pre- and post-test administration (September 13-16, 1999 and May 8-12, 2000 respectively) of the Affective Rating Scale (ARS). The ARS is an 18 item checklist dealing with seven affective objectives (see Appendix D for a copy of the ARS).

The Parents As Partners Sheet was the evaluation instrument used by each teacher to record the amount and type of parent participation that occurred during the year (and measures the three parent participation objectives). Due to the mobility of children into and out of the program, a decision rule was developed to define the mastery criteria for a whole school year and less than a year's attendance as related to parents as partners objectives (see Appendix E for the decision rule).

The three final objectives related to curriculum, community/collaboration/participation and staff development used existing record-keeping systems maintained by the program supervisor to obtain data relative to meeting or not meeting the criterion of each objective.

Presentation and Analysis of Product Data

Prekindergarten Saginaw Objective Referenced Test (PK-SORT)

The results of the PK-SORT (administered during April 10-20, 2000 to MSRP prekindergarten pupils) are presented below. PK-SORT results will be reported separately for both cognitive and psychomotor subtest areas. The following results are based upon the testing of pupils that concluded by April 20.

Summary post-test data for the cognitive subtest are contained in Table 1 below. The cognitive subtest measures nine objectives.

Table 1**Pupils Attaining Objectives of the Prekindergarten SORT Cognitive Subtest**

Obj. #	Objective Description	Standard	Pupils Attaining Standard		Attainment of Objective
			#	%	
1	Physical Knowledge	80% of the pupils will correctly respond to 2 of 3 related items	267	(91.0)	Yes
2	Social Knowledge	80% of the pupils will correctly respond to at least 3 of 4 related items	265	(91.7)	Yes
3	Knowledge: Classification	50% of the pupils will apply 2 criteria for sorting	268	(92.7)	Yes
4	Knowledge: Logical-Mathematical-Seriation	70% of the pupils will answer at least 1 of 2 related items	258	(89.3)	Yes
5	Spatio-Temporal Knowledge: Structure of Time	50% of the pupils will respond correctly to at least 50% of the items	263	(91.0)	Yes
6	Expressive Language: Labeling	85% of the pupils will label at least 4 objects in a picture	285	(98.6)	Yes
7	Expressive Language: Mean Length of Utterance	80% of the pupils will use a sentence of 5 or more words	271	(93.8)	Yes
8	Expressive Language: Semantics	65% of the pupils will use at least 2 of 5 elements of fluency	261	(90.3)	Yes
9	Expressive Language: Plot Extension/Expansion	50% of the pupils will use at least 1 element of plot extension in their description	273	(94.5)	Yes

Note. N=289 pupils.

Analysis of the data contained in the above table reveals the following:

- MSRP pupils attained nine of the nine (100.0%) cognitive objectives.
- The Knowledge: Logical-Mathematical-Seriation showed the lowest attainment (89.3%)
- Objective 6 (Expressive Language: Labeling) demonstrated the greatest percentage of attainment (98.6%).

Summary data for the psychomotor subtest are presented in Table 2 which follows. The psychomotor subtest measures four objectives.

Table 2

Pupils Attaining Objectives on the Prekindergarten SORT Psychomotor Subtest

Obj. #	Objective Description	Standard	Pupils Attaining Standard		Attainment of Objective
			#	%	
10	Fine Motor Coordination	80% of the pupils will perform at least 3 of 4 activities	270	(93.4)	Yes
11	Spatio-Temporal Knowledge: Structure of Space (Order)	65% of the pupils will correctly pattern a topological relationship	234	(81.0)	Yes
12	Representation at the Symbol Level: Specific Shapes	65% of the pupils will copy 3 of 4 shapes	196	(67.8)	Yes
13	Gross Motor Coordination	80% of the pupils will complete at least 3 of 4 movements	252	(87.2)	Yes

Note. N=289 pupils.

Analysis of the above data reveals the following results:

- MSRP pupils attained four of the four (100.0%) objectives.
- Objective 12 (Representation at the Symbol Level: Specific Shapes) showed the lowest attainment (67.8%).
- Objective 10 (Fine Motor Coordination) demonstrated the highest attainment (93.4%).

The presentation of cognitive and psychomotor post-test achievement data by building are shown in Appendix F.

Affective Rating Scale (ARS)

The outcome of the affective objectives was measured by a pre- and post-test administration (September 13-16, 1999 and May 8-12, 2000 respectively) of the 18-item Affective Rating Scale (ARS). A total of 304 MSRP pupils were pre- and post-tested. For these pupils to show attainment on an objective the average post-test score must decrease one score point or more in the positive behavioral direction over the pre-test score. Mean pre- and post-test rating plus objective attainment results for the seven affective objectives are captured in Table 3 below.

Table 3

Objective Attainments^a Based on Mean Pre-test and Post-test Ratings by Teachers as Determined by an Analysis of Affective Rating Scale (ARS) Data

Obj. #	Objective Description	ARS Items	MEANS					Percent Change	Attainment of Objective
			VF 1	F 2	S 3	I 4	VI 5		
14	Preference Value Teacher	5, 6, 10		Post 1.9	Pre 3.6			34	Yes
15	Self-Control	13, 14		Post 1.8	Pre 3.3			30	Yes
16	Positive Peer Interaction	1, 3, 11		Post 1.8	Pre 3.7			38	Yes
17	Initiates Activities	15, 17		Post 1.9	Pre 3.8			38	Yes
18	Positive Work Attitude	7, 12		Post 1.6	Pre 3.5			38	Yes
19	Curiosity	2, 4, 8, 9		Post 2.0	Pre 3.7			34	Yes
20	Creativity	16, 18		Post 1.9	Pre 3.9			40	Yes

Note. N=289.

^aperformance Standard - pre- to post-test decreases will average 20% or more on relevant ARS items (i.e., a change of at least one scale point on the instrument in a positive direction showing an increase in frequency).

A review of the above data reveals the following results:

- MSRP pupils attained seven of seven (100.0%) affective objectives.
- Pre- to post-test mean gains ranged from 1.5 (30.0%) to 2.0 (40.0%) points.
- The smallest mean gain (1.5) occurred on objective 15 (Self-Control).
- The largest mean gain (2.0) occurred on objective 20 (Creativity).

The ARS data by building are shown in Appendix G.

Parent Participation/Education

Parent participation has always been an important part of Saginaw's prekindergarten programming. This component is designed to provide parents with the skills they need to become directly involved in their children's education. Parents and other members of the family frequently are quite eager to provide these learning experiences for this child. The parenting component can provide them with specific information on how their interactions can contribute to their child's development.

The parent program had three main objectives:

21. 60% of the prekindergarten families will participate in the classroom or on field trips four times per year.
22. 60% of the prekindergarten families will participate in parent meetings four times per year.
23. 80% of the prekindergarten families will complete with the child nine home activities and return them to school.

The evaluation of this year's parenting component consisted of a year-end analysis of the data collected and recorded during the year.

Parent participation is an important component of this program. Table 4, below, presents a detailed view of how the program fared on each of the three objectives.

Table 4

Attainment of Product Parents as Partners Objectives

Objective Number	Families Meeting Standards		Objective Attained
	#	%	
21 (60%) ^a	247	82.1	Yes
22 (60%)	271	90.0	Yes
23 (80%)	286	95.0	Yes

Note. N=301 number of students enrolled.

^aMastery criteria for each objective stated in percent.

As an analysis of the above data indicates, the parenting component was a success. All three objectives met the attainment standard. Parenting data by building can be found in Appendix H.

Curriculum

The curriculum objective was focused on establishing an Early Childhood Education Curriculum Committee with an intended outcome of meeting at least three times during each school year.

This committee with 18 members met throughout the year. A total of four meetings were held on the following dates: September 22 and October 20, 1999, January 10, and April 3, 2000. Major topics covered at curriculum meetings were as follows:

- Full-day kindergarten,
- Four Block (literacy and language development framework),
- New reading materials for kindergarten,
- New math materials selection for kindergarten,
- Issues in implementing new reading series 2000-2001, and
- Issues in implementing new math series for 2000-2001.

From the review of the data maintained by the project supervisor, it was evident that the curriculum objective (objective 24) was attained.

Community Collaboration/Participation

This objective again involves participation of the program supervisor on a committee. The purpose of the committee was to encourage community collaboration and participation in the MSRP program. The program supervisor attended four sessions of the Michigan Department of Education (MDE) Interagency Advisory Council Committee on September 8, December 8, 1999, March 8, and June 4, 2000. This committee of Saginaw County districts with MSRP representatives reviews community collaboration and participation issues such as collaboration agreement, monitoring, recruitment procedures, community needs assessment, child assessment, childcare rules, parent needs, Michigan Ready kits, etc.

The parent component of the community collaboration/participation committee involved a group of 18 parents representing each full-day site. This group met on February 25 and May 10, 2000. A parent questionnaire was used at the first session to generate a discussion about and review of program practices. The second session served as a review and wrap-up meeting. Many honest and positive comments were received during both sessions.

Objective 25 dealing with the community collaboration and participation was attained.

Staff Development

The staff development objective (objective 26) held that 75% of MSRP staff would participate in 75% of the inservices offered to improve instructional skills and broaden the knowledge base of staff. A review of the data maintained by the program supervisor revealed that 100.0% (9 of the 9 staff members) attended at least 75% of the 11 inservice sessions offered. The chart below indicates the month and the major topic(s) covered during each session.

<u>Month</u>	<u>Topics</u>
August 23	<ul style="list-style-type: none">- Prekindergarten Handbook review- Screening procedures- Birth/shot/health records- Enrollment- Parent meetings/participation/paperwork

<u>Month</u>	<u>Topics</u>
	<ul style="list-style-type: none"> - Parent meetings/participation/paperwork - Emergency procedures - Schedule for the first three weeks
September 10	<ul style="list-style-type: none"> - Physicals - TB tests - Updates on legislation, enrollment, and fieldtrips - CPR & first aid
October 8	<ul style="list-style-type: none"> - Updates on: social committee, 4C Conference, immunizations, health records, enrollment, parent meetings, and housekeeping tasks - Workshops on: literacy through play, teaching tolerance, and disruptive students
November 12	<ul style="list-style-type: none"> - Overview of Michigan Literacy Progress Profile and 4 Blocks - Legislative update - Enrollment - Sharing ideas - "Make It – Take It" Workshop
December 3	<ul style="list-style-type: none"> - Brain research - Learning and Maturation
January 7	<ul style="list-style-type: none"> - Housekeeping items - Computers and digital cameras - Recruitment - Updates on full day kindergarten and upcoming events
February 4	<ul style="list-style-type: none"> - "Thinking Maps" Workshop - Brain research - Parent/child activity calendars - Recruitment - Posters, flyers, and billboards
March 10	<ul style="list-style-type: none"> - Project SOAR - Computers - First Aid kits - Conference follow-ups - Students with frequent absences - Parent meetings - National Standards - Kindergarten prep - Behavioral changes - SORT testing
April 7	<ul style="list-style-type: none"> - "Playtime is Science" Leadership Workshop
May 5	<ul style="list-style-type: none"> - "Playtime is Science" Leadership Workshop
May 31	<ul style="list-style-type: none"> - End of year

Recapping, 100.0% of the MSRP teaching staff attend 75% or more of the 11 monthly staff development sessions offered, indicating that objective 26 was attained.

Summary and Conclusions

The 1999/2000 Michigan School Readiness Program (MSRP) served a total of approximately 306 children at ten elementary schools. A screening test was administered to each registrant at the beginning of the year as well as a screening for other "at risk" factors of becoming educationally disadvantaged was conducted to select the children who most needed this experience.

The Prekindergarten Saginaw Objective Referenced Test (PK-SORT) was used to measure product outcomes on thirteen of the 26 program objectives. The results show that the program attained nine of the nine (100.0%) objectives in the cognitive skills area, and four of four (100.0%) objectives in the psychomotor skills area. Overall, the program was able to attain thirteen of the thirteen (100.0%) PK-SORT objectives.

The Affective Rating Scale (ARS) was used to measure the seven affective objectives. The results show that the program attained seven of the seven (100.0%) affective objectives.

The Parents as Partners Monthly Logs was the vehicle used to measure the product outcome on the three parent participation/education objectives. These results show that all three objectives (100.0%) were attained.

Finally, records maintained by the MSRP program supervisor were used to measure the three objectives related to curriculum, community collaboration/participation, and staff development components of the program. Again, a review of the results shows that three of the three objectives were attained (100.0%).

The MSRP program in its ^{eleventh} ~~tenth~~ year of operation was very successful with 26 of the 26 (100.0%) objectives being mastered. This probably is in large part due to the experienced staff the Saginaw Schools has developed over its 30 years of prekindergarten programming endeavors.

Even successful programs can be improved. A review of the process and product evaluation data indicates certain areas where refinement or adjustment can be made in aiming toward further program improvements.

Recommendations

The recommendations that follow are based on this year's product evaluation and are intended to help bring about MSRP program improvements in the following school year. These recommendations take nothing away from a program that continues to show very impressive results on an annual basis including this year.

The recommended ideas and techniques offered below stem from a perceived problem and are just one of many ways to improve the performance of the program. As solutions are sought for optimum program operations, a dialogue/discussion should be undertaken to determine the best and most workable way to solve the perceived problem. The staff and evaluator should be brought into these discussions so that all involved feel part of the proposed solutions.

1. The teachers and program supervisor should jointly explore alternative ways to involve parents in their child's education as more parents are employed full-time and have less time to be involved in their child's education during the day.
2. The program supervisor and teaching staff should analyze the building results presented by objective, in order to formulate a plan to increase program impact in lower achieving sites.

APPENDICES

APPENDIX A

MSRP Participants by Building as of November, 1999

Fuerbringer	36
Herig	35
Jerome	30
Jones	26
Kempton	18
Merrill Park	33
Chester Miller	36
John Moore	37
Stone	36
Zilwaukee	<u>19</u>
TOTAL	306

PART E -- NARRATIVE PROGRAM DESCRIPTION

DESCRIPTION OF PROJECT: Clearly define the project's goals and describe the plan for achieving these goals. State the critical objectives, activities/tasks and provide a timeline for completion. Use additional sheets as needed.

GOALS	CRITICAL OBJECTIVES	ACTIVITIES/TASKS	TIMELINES
<p>1) To provide a quality prekindergarten program.</p> <p>2) To actively involve parents in their child's education.</p> <p>3) To provide ongoing staff development to the prekindergarten staff.</p>	<p><u>Cognitive Component</u></p> <p>1) Physical Knowledge</p> <p>2) Social Knowledge</p> <p>3) Knowledge: Classification</p> <p>4) Knowledge: Logical Mathematics Seriation</p>	<p>Feeling activities</p> <p>Furry and other texture toys</p> <p>Play dough</p> <p>Smelling and handling vegetables</p> <p>Books</p> <p>Field trips</p> <p>Films</p> <p>Visitors</p> <p>Role playing</p> <p>Helpers in room</p> <p>Color-blocks</p> <p>Shape</p> <p>Size</p> <p>Texture</p> <p>Tone</p> <p>Utility</p> <p>Smell</p> <p>Taste</p> <p>Calendar</p> <p>Sorting</p> <p>Length</p> <p>Height</p> <p>Weight</p> <p>Shades of Color</p> <p>Hardness</p> <p>Softness</p> <p>Cuisenaire rods</p> <p>Block tower building</p> <p>Texture activities</p>	<p>Sept. 8, 1997 May 22, 1998</p> <p>Sept. 8, 1997 May 22, 1998</p> <p>Sept. 8, 1997 May 22, 1998</p> <p>Sept. 8, 1997 May 22, 1998</p>



PART E -- NARRATIVE PROGRAM DESCRIPTION

DESCRIPTION OF PROJECT: Clearly define the project's goals and describe the plan for achieving these goals. State the critical objectives, activities/tasks and provide a timeline for completion. Use additional sheets as needed.

GOALS	CRITICAL OBJECTIVES	ACTIVITIES/TASKS	TIMELINES
	<p>5) Spatio-temporal Knowledge: Structure of time</p>	<p>Show and tell Story book Role playing Science experiments Calendar Preparation of lunch, art, clean up, home bound Growth stages Finger play Farmer in Dell Audio Visual material</p>	<p>Sept. 8, 1997 May 22, 1998</p>
	<p>6) Expressive Language: Labeling</p>	<p>Naming pictures in story book Naming items in catalogue Naming objects in house Naming items in classroom Tag pictures</p>	<p>Sept. 8, 1997 May 22, 1998</p>
	<p>7) Expressive language: Mean length of utterance</p>	<p>Retelling of story Expanding child's sentence (i.e., apple eat, apple—I eat, apple—I eat an apple.)</p>	<p>Sept. 8, 1997 May 22, 1998</p>
	<p>8) Expressive language: Semantics</p>	<p>Flannel board stories Language stories Emphasizing specifics Grammatical structures: such as ing, past tense, personal pronouns and copulas (verb "to be") and descriptors</p>	<p>Sept. 8, 1997 May 22, 1998</p>
<p>26</p>	<p>9) Expressive language: Plot extension/expansion</p>	<p>Completing unfinished sentences Adding endings to stories Drawing inferences</p>	<p>Sept. 8, 1997 May 22, 1998</p>

PART E -- NARRATIVE PROGRAM DESCRIPTION

DESCRIPTION OF PROJECT: Clearly define the project's goals and describe the plan for achieving these goals. State the critical objectives, activities/tasks and provide a timeline for completion. Use additional sheets as needed.

GOALS	CRITICAL OBJECTIVES	ACTIVITIES/TASKS	TIMELINES
	<p>Psychomotor Component</p> <p>10) Fine motor coordination</p>	<p>Art work Writing on board Finger painting Folding Stirring pudding Peg boards Geoboards Puzzles Cusenaire rods</p>	<p>Sept. 8, 1997 May 22, 1998</p>
	<p>11) Spatio-Temporal Knowledge</p>	<p>Games—straight line Role playing Manipulation of objects (rods, blocks, toys) Poetry Prose Counting days till</p>	<p>Sept. 8, 1997 May 22, 1998</p>
	<p>12) Representation at the symbol</p>	<p>Sand drawings Paper cutting Cookie cutting with clay "Simon Says" Tracing Rubbing</p>	<p>Sept. 8, 1997 May 22, 1998</p>
	<p>13) Gross Motor Coordination</p>	<p>Rythms Dancing Jungle gym Free play activities Balance beam Mats—tumbling Play all equipment</p>	<p>Sept. 8, 1997 May 22, 1998</p>

PART E -- NARRATIVE PROGRAM DESCRIPTION

DESCRIPTION OF PROJECT: Clearly define the project's goals and describe the plan for achieving these goals. State the critical objectives, activities/tasks and provide a timeline for completion. Use additional sheets as needed.

GOALS	CRITICAL OBJECTIVES	ACTIVITIES/TASKS	TIMELINES
	<u>Affective Component</u>		
	14) Preference Value Teacher	One to one relationship with an adult Seeking adult as a resource	Sept. 8, 1997 May 22, 1998
	15) Self-control	Consistence classroom environment—inner control—freedom and responsibility	Sept. 8, 1997 May 22, 1998
	16) Positive Peer Interaction	Sharing, selecting partners, initiating activities with others	Sept. 8, 1997 May 22, 1998
	17) Initiates activities	Positive reinforcement	Sept. 8, 1997—May 22, 1998
	18) Positive work	Continues with task	Sept. 8, 1997—May 22, 1998
	19) Curiosity	Questions, explores, experiments	Sept. 8, 1997—May 22, 1998
	20) Creativity	Different ways to approach a task	Sept. 8, 1997—May 22, 1998
	<u>Parent Participation Component</u>		
	21) Parent participation	Parents will be expected to help out in the classroom or field trips at least once per month	Sept. 8, 1997 May 22, 1998
	22) Parent education program: Friday meetings	Friday parent/child meetings will be held at least once per month covering learning activities of the past month, what is planned in the future, and how parents can help their child	Sept. 8, 1997 May 22, 1998
	23) Parent education: Home work activities	Every two weeks a new homework assignment will be given relative to one of the first 13 cognitive/psychomotor objectives	Sept. 8, 1997 May 22, 1998

PART E -- NARRATIVE PROGRAM DESCRIPTION

DESCRIPTION OF PROJECT: Clearly define the project's goals and describe the plan for achieving these goals. State the critical objectives, activities/tasks and provide a timeline for completion. Use additional sheets as needed.

GOALS	CRITICAL OBJECTIVES	ACTIVITIES/TASKS	TIMELINES
	<p>Curriculum Component</p> <p>24) To establish an Early Childhood Education Curriculum Committee</p> <p>Community Collaboration Component</p> <p>25) To establish Early Childhood Education Advisory Committee</p> <p>Staff Development Component</p> <p>26) Early Childhood Education staff will participate in inservice to improve their instructional skills and broaden their knowledge base.</p>	<p>Curriculum Committee meetings</p> <p>Advisory Committee meetings</p> <p>Appropriate inservice programs will be developed and implemented</p>	<p>October, 1997 June, 1998</p> <p>September, 1997 June, 1998</p> <p>October, 1997 June, 1998</p>
32			33

Prekindergarten

SAGINAW OBJECTIVE REFERENCED TEST (PK-Sort)

© 1990 School District of the City of Saginaw

Superintendent, Foster B. Gibbs, Ph.D.

Rev. 0590

APPENDIX C

TABLE OF CONTENTS

DIRECTIONS FOR ADMINISTERING PREKINDERGARTEN SAGINAW OBJECTIVE REFERENCED TEST (PK-SORT)	25
PREKINDERGARTEN SORT TEST ITEMS	27
Part I: Cognitive Development Subtest	27
Part II: Psychomotor Abilities Subtest	36
ATTACHMENTS	41
Attachment A: PK-SORT Inventory Of Materials	42
Attachment B: Scoring Criteria For Circles, Vertical-Horizontal Crosses, Squares, And Triangles	43

APPENDIX C

DIRECTIONS FOR ADMINISTERING

PREKINDERGARTEN SAGINAW OBJECTIVE REFERENCED TEST (PK-SORT)

This test is to be administered on a one-to-one basis. It is important that each testing situation be essentially the same for all pupils. Very careful attention should be given to the detailed instructions that are provided in these directions, as well as the instructions that are incorporated into the test itself.

All teacher directions that are included in the test will be in parentheses () and are not to be read to the pupil. The teacher should be familiar with all questions as well as the materials that are to be used in administering the test. The test kit should be checked for inclusion of a complete set of the manipulative materials and flash cards. (See Appendix A for an inventory of these materials.)

In administering the test, the teacher is to score the pupil response to each item as it is given. Each item is scored on a right or wrong basis. The content of each pupil response is to be accepted by the teacher at face value. The teacher should be careful not to provide the pupil with any verbal or non-verbal signals that might influence the pupil's thinking or eventual answer.

It is appropriate for the teacher to provide help that ensures that the pupil understands the task to be performed. In order to facilitate this understanding, each set of instructions should be given and then be repeated. Some pupils benefit from a pause or a "wait time" before they are required to give a response. It is permissible to have a pupil start over if it appears that he/she has forgotten the task, or is confused as to what to do. The pupil should be given up to 30 seconds to respond to any given item. Every

APPENDIX C

attempt should be made to administer all items of the test to all pupils. The teacher should take as much time as reasonably necessary to complete the test. If appropriate, the test can be given over a number of days and in a number of settings.

Since the teacher is to judge the correctness or incorrectness of each pupil response, the directions for each test item contains a section on correct or acceptable responses. A clear understanding of the acceptable responses provided in the test instructions will ensure that the teacher can quickly and consistently score each item. Responses are to be scored and coded on the answer sheet as the pupil answers each question. The following symbols are to be used for scoring:

A for correct responses and

B for incorrect or no responses

A machine scoreable answer sheet will be used to record the pupil's responses. The teacher should carefully follow the procedures that are outlined in the "Directions for Completing the Prekindergarten SORT Answer Sheets". These directions will be included in the packet containing the machine scoreable answer sheets.

BEST COPY AVAILABLE

APPENDIX C

PREKINDERGARTEN SORT TEST ITEMS

PART I: COGNITIVE DEVELOPMENT SUBTEST

(Remember, all statements in parentheses () are intended for your use and are not to be read to the child. In recording answers on your answer sheet, you should code A = correct response and B = incorrect or no response.)

1. SAY, "Let's play a game where you have to tell me about things you cannot see."

(Hand the pupil feely sock Number 1.
It contains a metal zipper.)

- SAY, "Put your hand in the sock. Keep your hand in the sock. Take the thing that is in the sock and feel it. Tell me about it."

(Pause. Listen for one of these acceptable responses and mark your scoring sheet accordingly.)

Acceptable Responses

- Name of the object
- Shape of the object
- Use of the object
- Name of the material of the object
- Texture of the object

- SAY, "Let's take a look at it. Now, let's do another one."

(Put away sock Number 1 making sure that the zipper is put back, take out sock Number 2.)

BEST COPY AVAILABLE

APPENDIX C

2. (Hand the pupil feely sock Number 2. It contains a toothbrush.)

SAY, "Put your hand in the sock. Keep your hand in the sock. Take the thing that is in the sock and feel it. Tell me about it."

(Pause. Listen for one of these acceptable responses and mark your scoring sheet accordingly.)

Acceptable Responses

- Name of object
- Shape of the object
- Use of the object
- Name of the material of the object
- Texture of the object

SAY, "Let's take a look at it. Now, let's do another one."

(Put away Number 2 making sure that the toothbrush is put back, take out sock Number 3.)

(Hand the pupil feely sock Number 3. It contains a plastic egg.)

1. SAY, "Put your hand in the sock. Keep your hand in the sock. Take the thing that is in the sock and feel it. Tell me about it."

(Pause. Listen for one of these acceptable responses and mark your scoring sheet accordingly.)

Acceptable Responses

- Name of the object
- Shape of the object
- Use of the object
- name of the material of the object
- Texture of the object

SAY, "Let's take a look at it."

(Put away sock Number 3 making sure the egg is put back.)

APPENDIX C

4. SAY, "Now let's take a look at some pictures and talk about them."

(Show the child the picture marked with the Number 4 on the back. As you are holding it follow these directions.)

- SAY, "Tell me who this worker is. What does s/he do?"

(Pause for response, listening for one of the acceptable responses listed below.)

Acceptable Responses

- Name of the role or title of the worker or
- A description of what s/he does or how the worker helps us.

(Mark your scoring sheet accordingly.)

- 5-7. (Put away picture Number 4 and continue following the same directions for pictures 5, 6, and 7. Remember to mark on your scoring sheet after each question.)

8. SAY, "In just a minute we will play a game with some candies which should be lots of fun."

(Open the envelope marked item Number 8 and randomly place candies that it contains in front of the pupil. As you describe what the pupil is to do, gesture with your hands to represent two piles.)

- SAY, "Some candies are yellow, some are green, some are round, and some are long. Put the candies that are alike into two piles. All the candies in each pile should be alike."

(Pause for the child to group the candies. Make sure that one of the groups is correct according to the acceptable responses listed below.)

Acceptable Responses

- Grouping according to color
- Grouping according to form

(Mark your scoring sheet accordingly.)

BEST COPY AVAILABLE

APPENDIX C

9. SAY, "In just a minute we will play a game with some circles and triangles which should be lots of fun."

(Open the envelope marked item Number 9 and randomly place the shapes in front of the pupil. As you describe what the pupil is to do, gesture with your hands to represent two piles.)

- SAY, "Put the shapes that are the same into two piles. All the shapes in each pile should be alike."

(Pause for the child to group the shapes. Make sure that the groups are correct according to the acceptable response listed below.)

Acceptable Response

-- Grouping according to form

(Mark your scoring sheet accordingly.)

-
10. SAY, "Now let's play with some toy bears. They are a family."

(Remove toy bears from envelope marked item Number 10 and allow child to play with and talk about the bear family.)

- SAY, "Now, can you put this family from the biggest to the smallest?"

(Pause for the child to arrange the bears from biggest to smallest or the reverse order. Make sure that the arrangement is correct according to the acceptable responses listed below.)

Acceptable Responses

- All four bears from biggest to smallest or
-- All four bears from smallest to biggest

(Mark your scoring sheet accordingly.)

11. SAY, "Now let's take a look at some pictures and put them in order."

(Open the envelope marked Item 11 and randomly place the four pictures in front of the child.)

- SAY, "Here are four girls. Some of the girls are tall, some are short. Put the girls in a row from tallest to shortest."

(Provide a ruler as base. Pause for the child to arrange the girls. Make sure that the arrangement is correct according to the acceptable responses listed below.)

Acceptable Responses

- All four pictures from tallest to shortest or
- All four pictures from shortest to tallest

(Mark your scoring sheet accordingly.)

SAMPLE EXERCISE

- SAY, "We are going to look at some pictures. We're going to talk about what happens first, next, and last."

(Open envelope marked "Sample, 12 and 13". Take out pictures for sample item. Lay pictures on table in order of #1, #2, #3, left to right, facing child.)

- SAY, "Let's do this together. Listen to the story."

Mother mixed up a cake.
She put it into the oven to bake.
Then the cake is ready to eat.

- SAY, "Show me the picture that happened first."

(Pause for answer and correct if he/she has not understood directions.)

- SAY, "Show me the picture that happened next."

(Pause for answer and correct child if he/she has not understood.)

- SAY, "Show me the picture that happened last."

(If child gives incorrect sequence, teacher tells the story and presents pictures in correct sequence.)

APPENDIX C

12. SAY, "Let's do another story."

(Put Item 12 pictures out in order of #1, #2, #3,
left or right, facing child.)

SAY, "Listen to the story."

Daddy wrote a letter.
He walked to the mailbox.
He mailed the letter to his friend.

SAY, "Show me the picture that happened first."
(Pause for correct picture.)

SAY, "What happened next?"
(Pause for correct picture.)

SAY, "What happened last?"
(Pause for correct picture.)

Child must point to or give you pictures in
correct order.

(Mark your scoring sheet accordingly and put
pictures away.)

13. SAY, "Let's do another story."

(Put Item 13 pictures out in order #1, #2, #3,
left to right, facing child.)

SAY, "Listen to the story."

The boy fell in the mud.
He took a bath.
Now he is all clean!

SAY, "Show me the picture that happened first."
(Pause for correct picture.)

SAY, "What happened next?"
(Pause for correct picture.)

SAY, "What happened last?"
(Pause for correct picture.)

Child must point to or give you pictures in
correct order.

(Mark your scoring sheet accordingly and put
pictures away.)

APPENDIX C

14. SAY, "I have a picture here out of a story book. It's part of the story, but the words are missing. Would you look at my picture and help me with the story?"

(Teacher hands child the picture from folder marked Number 14.)

- SAY, "Tell me what you see in this picture."

(Pause for the child to answer. Make sure that the answer is listed below as an acceptable response.)

Acceptable Responses

-- Name at least four objects in picture

(Need not identify correctly)

For example:	dog	ball
	squirrel	cars
	boys	slide
	girls	picnic table
	baby	tree
	cup	blanket
	grandma	bottle
	sandwich	clover
	pie	flowers
	glass	chair

Incorrect Responses

- Did not talk
- Named less than four objects
- Gave irrelevant responses

(Mark your scoring sheet accordingly.)

(Child continues to use picture marked Number 14.)

15. SAY, "Tell me what you think is happening in the picture?"
"Can you tell me more about the picture?"

(Pause for the child to tell the story. Make sure that the answer is listed below as an acceptable response.)

Acceptable Response

-- Uses a sentence of 5 or more words

Incorrect Responses

- Child does not talk
- Uses sentences of four words or less
- Uses phrases

(Mark your scoring sheet accordingly.)

16. (Score story given for item 15 in terms of acceptable responses given below.)

Acceptable Response

-- Uses at least 3 or 5 of the listed elements of fluency. *

Incorrect Response

-- Uses less than 3 of the listed elements of fluency. *

* Fluency consists of additional responses using:

- Modifiers (uses adjectives or adverbs.)
- Spatial elements (uses prepositions indicating position.)
- Number words
- Emotional or feeling words
- Sequence (uses phrases to describe a series of events.)

(Mark your scoring sheet accordingly.)

APPENDIX C

17. (Child continues to hold the picture from the folder marked Number 15.)

SAY, "What do you think will happen next? What will they do when the picnic is over?"

(Pause for the child to answer. Make sure that the answer is listed below as an acceptable response.)

Acceptable Response

-- Child uses 1 or more of the elements listed below as a plot extension. * Any of the extensions below should be acceptable.

* Plot extension consists of:

- Inferences
- Predictions
- Cause and effect
- Conclusions

Incorrect Response

-- Child does not use plot extension. *

* Plot extension consists of:

- Inferences
- Predictions
- Cause and effect
- Conclusions

(Mark your scoring sheet accordingly and put the picture away.)

BEST COPY AVAILABLE

APPENDIX C

PART II: PSYCHOMOTOR ABILITIES SUBTEST

51. (From envelope marked Number 51, ask pupil to fold a 5" x 5" sheet of paper in half. Teacher demonstrates with a sample.)

SAY, "Fold the paper in half."

Acceptable Response

-- Using ruler, folds should show an accuracy + 3/8" in any direction.

(Mark scoring sheet accordingly.)

52. (Using the same folded sheet, ask pupil to open the sheet and cut the paper on the fold.)

SAY, "Now open the sheet and cut the paper on the fold line."

(Teacher demonstrates with his/her sample.)

Acceptable Response

-- Using ruler, cuts should be + 1/2" from the fold.


(Mark scoring sheet accordingly.)

BEST COPY AVAILABLE

APPENDIX C

53. (Using a crayon from envelope Number 53, ask pupil to color inside the outline of the circle.)

SAY, "Color inside this circle. Color all of the circle."



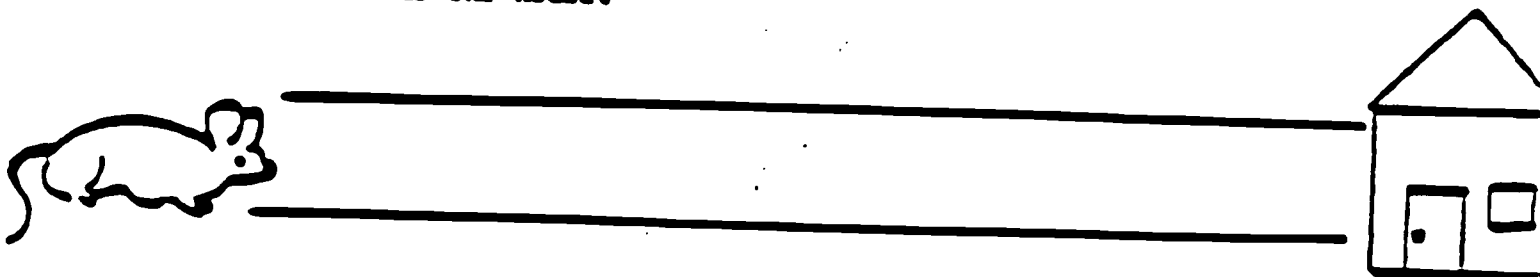
Acceptable Response

-- Using ruler, coloring marks should not exceed 1/2" at any point and approximately 2/3 rds of circle should be colored.

(Mark scoring sheet accordingly.)

54. (Using a crayon from envelope Number 54, ask pupil to draw a line between the two lines.)

SAY, "Draw a line between the two lines from the mouse to the house."




Acceptable Response

-- Crayon line must be within parallel lines and connect the mouse to the house or come within at least 1/2" of touching both the mouse and the house.

(Mark scoring sheet accordingly.)

55. (Using cut-out forms from envelope Number 55, place them on the table facing the child in the order shown below. Then take a similar set from envelope Number 55 and ask the child to make the same pattern.)

SAY, "You make your row look just like mine."



Acceptable Response

-- Linear order must be the same as the example.

(Mark scoring sheet accordingly.)

56. (Child must be seated across the teacher. Teacher places his/her 5 toy cars from envelope Number 56 on the oaktag circle. The teacher puts down the parking strip, one in front of the child and another at least 10 inches away from that one and parallel to it.)

SAY, "We are going to build parking lots. First, you watch how I park my cars and trucks."

(From the circle the teacher takes 5 cars and places them on teacher parking strip #2 in the same predetermined order for all children as printed on parking strip. Teacher then places the child's 5 toy cars on the oaktag circle and asks the child to park his/her cars on child's parking strip #1 to look just like the teacher's.)

SAY, "Park your cars just like mine."

Acceptable Response

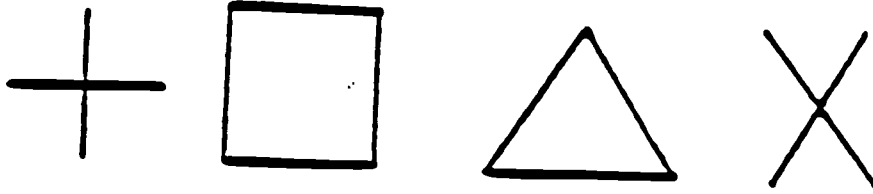
-- Linear order of cars must be the same as the teacher's order according to color.

(Mark scoring sheet accordingly.)

APPENDIX C

57-60.

(Using cards from envelope Number 57-60, show one card at a time in the following order. Hand an extra sheet of paper to the child to draw the figures.)



SAY, "Draw a shape like this one."

Acceptable Response

-- See Appendix B for acceptable drawings as shown in Administration and Scoring Manual for the Developmental Test of Visual Motor Integration.

61. (Given the directive [opportunity] to hop on one foot, the child will be able to take five consecutive hops on either foot.)

Acceptable Response

-- Successful performance of the above activity.

(Mark scoring sheet accordingly.)

62. (Given a mark on the floor, the child will be able to jump over it by simultaneously lifting both feet from the floor and propelling his/her body forward and landing with feet together.)

Acceptable Response

-- Successful performance of the above activity.

(Mark scoring sheet accordingly.)

APPENDIX C

63. (Given a directive [opportunity] to skip, as a participant in any group activity which involves skipping, the learner will be able to skip using alternate feet, for a distance of ten or more feet.)

Acceptable Response

-- Successful performance of the above activity.

(Mark scoring sheet accordingly.)

-
64. (Given a ten-foot length of a 2" by 4" piece of lumber, the child will be able to walk a distance of at least five feet on the 4" side of the lumber.)

Acceptable Response

-- Successful performance of the above activity.

(Mark your scoring sheet accordingly and put the materials away. Thank the child for working with you.)

APPENDIX C

ATTACHEMENTS

APPENDIX C

ATTACHMENT A

PK-SORT INVENTORY OF MATERIALS

PART I: COGNITIVE DEVELOPMENT SUBTEST

- Item 1. - 1 feely sock with a zipper in it.
- Item 2. - 1 feely sock with a toothbrush in it.
- Item 3. - 1 feely sock with a plastic egg in it.
- Items 4-7. - picture of a postman, policeman, truck driver, and snack bar attendant.
- Item 8. - 4 green and 4 yellow candies (4 round and 4 rectangular)
- Item 9. - 5 circles (3-3/4" diameter) and 4 triangles (3-7/8" sides)
- Item 10. - 4 bears of varying heights/sizes
- Item 11. - 4 girl paper dolls of varying heights/sizes and 1-12" ruler for base (9-1/2", 7-7/8", 6-1/4", and 5-1/4" tall)
- Sample - 3 pictures of Mother mixing cake, baking cake, and serving cake.
- Item 12. - 3 pictures of Dad writing letter, walking to mailbox, and mailing letter.
- Item 13. - 3 pictures of Boy falling in mud, taking bath, and then all clean.
- Item 14. - 1 picture of a picnic.

PART II - PSYCHOMOTOR DEVELOPMENT SUBTEST

- Items 51-52. - 4-inch square piece of paper and 1 pair of scissors.
- Items 53-54. - paper with a 3-inch circle and a mouse/house illustration on it. (template for 3-inch circle scoring.)
- Item 55. - 4 house illustrations and 6 face illustrations.
- Item 56. - 2 strips of oaktag (3" x 8-1/2") for parking lots
1 oaktag circle (5-1/8" in diameter) for setting out cars and trucks
5 sets of different colored cars and/or trucks (2 per set).
- Items 57-60. - oaktag flash cards (5-1/2" x 5-1/2") of a square figure, a triangle figure, a plus sign, and an "X".
multiple sheets of paper set up for students to replicate figures with four quadrants.
- Item 62. - 1 strip of tape or mark on the floor is needed.
- Item 64. - a 2" x 4" x 10" piece of lumber or a balance board is needed.

APPENDIX C

ATTACHMENT B

○ **FORM 3 Circle**
Scoring Criteria









Predominantly circular lines

Age Norms
(months)
2.9
(Caplan)
3.0


<i>Passing</i>	<i>Failing</i>

BEST COPY AVAILABLE

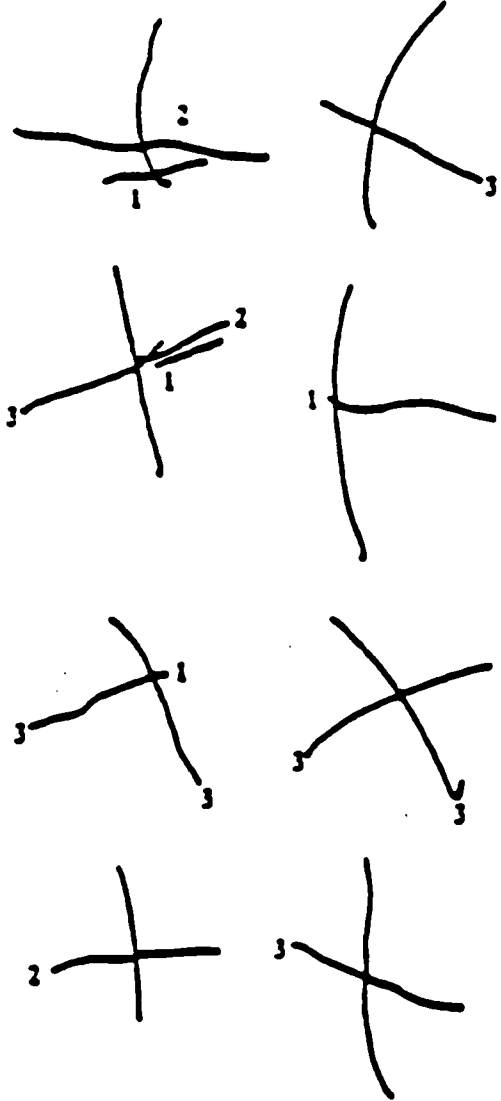
+ FORM 4 Vertical-Horizontal Cross Age Norm 4:1
Scoring Criteria

- | | | | | |
|--|-----|---|---|---|
| 1. Two fully intersecting lines | not |  |  |  |
| 2. Two continuous lines | not |  |  | |
| 3. At least 1/2 of each line within 20° of its correct orientation | not |  |  |  |

Passing



Failing



ATTACHMENT B

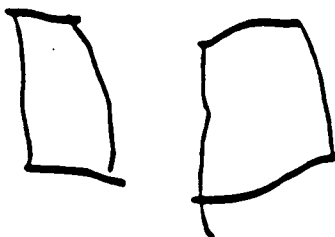

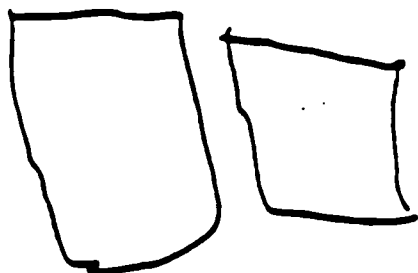
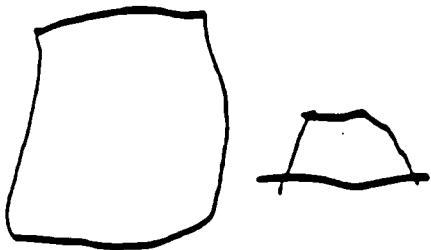
 **FORM 6 Square**
Scoring Criteria

Age Range 4-6


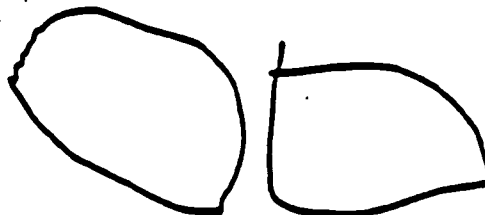
Four clearly defined sides
(corners need not be angular)

noc  


Passing



Failing



ATTACHMENT B

 **FORM 9 Triangle**
Scoring Criteria

Age Norm 3:3


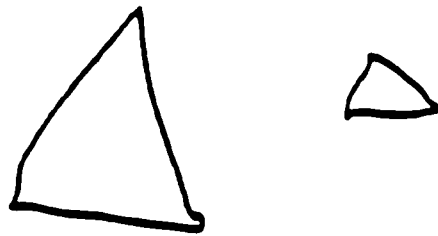
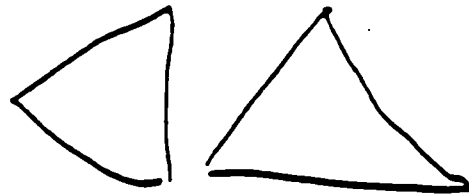
1. Three clearly defined sides

not  


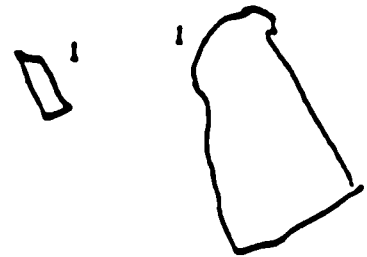
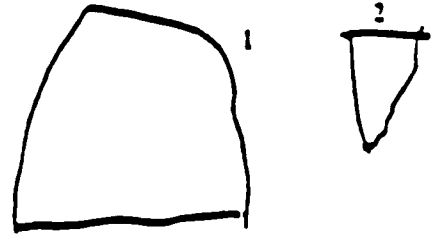
2. One corner higher than others

not  

Passing



Failing



BEST COPY AVAILABLE

APPENDIX D

THE AFFECTIVE RATING SCALE (Post-testing)

Teacher: _____

School: _____

Date: _____

Session: _____ a.m. _____ p.m.

Directions: Please circle **one** of the ratings (VF for “very frequently”, F for “frequently”, S for “sometimes”, I for “infrequently”, and VI for “very infrequently”) for _____

(Student’s Full Name)

on each of the following behavioral dimensions.

	VF	F	S	I	VI
181. Selects a partner	1	2	3	4	5
182. Asks question	1	2	3	4	5
183. Initiates activities with others	1	2	3	4	5
184. Explores objects in his environment	1	2	3	4	5
185. Trusts teacher	1	2	3	4	5
186. Initiates interaction with teachers	1	2	3	4	5
187. Completes assignments	1	2	3	4	5
188. Seeks information from teacher	1	2	3	4	5
189. Seeks information from peers	1	2	3	4	5
190. Seeks adult approval	1	2	3	4	5
191. Interacts with other children	1	2	3	4	5
192. Stays with some activity for 10 minutes	1	2	3	4	5
193. Exhibits inner control during observation	1	2	3	4	5
194. Exhibits inner control without direction	1	2	3	4	5
195. Brings his treasures to school	1	2	3	4	5
196. Shows flexibility in use of materials	1	2	3	4	5
197. Attempts new activities	1	2	3	4	5
198. Tries new ways to tackle problems	1	2	3	4	5

APPENDIX E
DECISION RULES

Prekindergarten/MSRP Parents As Partners Tally Sheets

- To be counted, students must have attended program at least four months; counted at the school at which data is reported (“moved to” is not counted unless data of “receiving” school does not contain “moved” student).

- To be counted as attaining individual standard:
 - Half year:
 - At least two occurrences “helps in classroom”
 - At least two occurrences “meetings”
 - At least five occurrences “home activities”

 - Whole year (≥ 6 months in program):
 - At least four occurrences “helps in classroom”
 - At least four occurrences “meetings”
 - At least nine occurrences “home activities”

APPENDIX F

Table F-1
Percent of Students Attaining Mastery on PK-SORT Objectives by Building

PreK SORT Objective (Criteria) ^a	BUILDING										PROGRAM WIDE (n=289)
	Fuerbringer (n=34)	Herig (n=36)	Jerome (n=33)	Jones (n=18)	Kempton (n=17)	Miller (n=34)	M. Park (n=31)	J. Moore (n=32)	Stone (n=36)	Zilwaukee (n=18)	
1 (80)	82.4	97.2	93.9	88.9	94.1	97.0	90.3	90.6	91.7	100.0	91.0
2 (80)	76.5	97.2	90.9	88.9	100.0	97.0	100.0	84.4	88.9	100.0	91.7
3 (50)	94.1	94.4	97.0	83.3	100.0	97.0	100.0	93.8	72.2	100.0	92.7
4 (70)	73.5	94.4	84.8	88.9	100.0	94.1	100.0	87.5	77.8	100.0	89.3
5 (50)	79.4	100.0	97.0	94.4	100.0	94.1	93.5	96.9	66.7	100.0	91.0
6 (85)	100.0	97.2	97.0	100.0	94.1	100.0	100.0	100.0	97.2	100.0	98.6
7 (80)	82.4	97.2	93.9	94.4	94.1	100.0	96.8	96.9	86.1	100.0	93.8
8 (65)	79.4	97.2	97.0	94.4	88.2	97.0	96.8	84.4	80.6	88.9	90.8
9 (50)	79.4	97.2	97.0	94.0	94.1	100.0	96.8	96.9	91.7	100.0	94.5
10 (80)	85.3	100.0	90.9	88.9	94.1	100.0	100.0	93.8	83.3	100.0	93.4
11 (65)	76.5	94.4	78.8	77.8	70.6	91.2	90.3	93.8	50.0	83.3	81.0
12 (65)	47.0	77.7	51.5	61.1	58.8	97.0	74.2	81.2	47.2	83.3	67.8
13 (80)	55.9	94.4	87.9	94.4	94.1	97.0	100.0	90.6	80.6	83.3	87.2

Note. N=289.

^aRepresents criteria for each objective.

Table G-1
Average Pre- to Post-test Change^a on the Affective Rating Scale (ARS) by Objective and Building

Obj. #	Objective Description	BUILDING										PROGRAM WIDE (n=289)
		Fuerbringer (n=34)	Henig (n=36)	Jerome (n=33)	Jones (n=18)	Kempton (n=17)	Miller (n=34)	M. Park (n=31)	J. Moore (n=32)	Stone (n=36)	Zilwaukee (n=18)	
14	Preference Value Teacher	0.6	1.8	1.9	3.0	1.6	0.9	3.1	1.5	2.1	1.4	1.7
15	Self Control	0.4	1.5	1.0	2.8	1.5	1.5	2.6	1.3	1.9	1.4	1.5
16	Positive Peer Interaction	1.5	2.1	1.9	2.7	1.7	1.7	3.2	1.5	2.1	1.7	1.9
17	Initiates Activities	1.6	1.9	1.8	2.8	1.6	1.4	3.0	1.5	2.6	1.5	1.9
18	Positive Work Attitude	1.1	2.1	1.5	2.8	1.6	1.7	2.9	1.5	2.5	1.8	1.9
19	Curiosity	0.5	1.9	2.0	2.7	1.5	1.0	3.2	1.4	2.2	1.5	1.7
20	Creativity	1.1	1.8	1.9	2.9	1.4	2.0	3.1	1.6	3.1	1.5	2.0

Note. N=289.

^aperformance Standard - pre- to post-test increases will average 20% or more relevant ARS items (i.e., a change of at least one scale point on the instrument in a positive direction).

APPENDIX H

Table H-1

MSRP Families Attaining Objectives Regarding Parents as Partners Component

School	Number of Students Enrolled ^a	Parent Participation Objective 21		Parent Meetings Objective 22		Homework Activities Objective 23	
		#	%	#	%	#	%
Fuerbringer	37	27	(73.0)	31	(83.8)	34	(91.9)
Herig	37	34	(91.9)	35	(94.6)	37	(100.0)
Jerome	34	29	(85.3)	30	(88.2)	29	(85.3)
Jones	17	17	(100.0)	17	(100.0)	17	(100.0)
Kempton	18	17	(94.4)	17	(94.4)	17	(94.4)
Miller	36	34	(94.4)	35	(97.2)	35	(97.2)
M. Park	31	25	(80.1)	28	(90.3)	31	(100.0)
J. Moore	36	24	(66.7)	31	(86.1)	32	(88.9)
Stone	36	24	(66.7)	29	(80.6)	36	(100.0)
Zilwaukee	19	16	(84.2)	18	(94.7)	18	(94.7)
TOTAL	301^b	247	(82.1)^c	271	(90.0)^c	286	(95.0)^c

Note. N=301.

^aNumber of students enrolled and attending program for at least four months.

^bWhile some students were enrolled at more than one site during that year, each individual student was counted only once in these statistics.

^cObjective attainment:

- Parent participation by at least 60% for at least four school activities.
- Parent meetings by at least 60% for at least four Friday meetings.
- Homework activities by at least 80% for at least nine home activities.



Printed by the
Saginaw Public Schools
Printing Department

65



*U.S. Department of Education
Office of Educational Research and Improvement (OERI)
National Library of Education (NLE)
Educational Resources Information Center (ERIC)*



NOTICE

Reproduction Basis



This document is covered by a signed "Reproduction Release (Blanket)" form (on file within the ERIC system), encompassing all or classes of documents from its source organization and, therefore, does not require a "Specific Document" Release form.



This document is Federally-funded, or carries its own permission to reproduce, or is otherwise in the public domain and, therefore, may be reproduced by ERIC without a signed Reproduction Release form (either "Specific Document" or "Blanket").

EFF-089 (3/2000)