

DOCUMENT RESUME

ED 440 678

JC 000 281

TITLE Statewide and District Summaries: Report on Academic Performance of High School Graduates (A.R.S. 15-1822).

INSTITUTION Arizona State Board of Directors for Community Colleges, Phoenix.

PUB DATE 1999-11-00

NOTE 24p.

PUB TYPE Numerical/Quantitative Data (110)

EDRS PRICE MF01/PC01 Plus Postage.

DESCRIPTORS Academic Achievement; Achievement Rating; College Bound Students; *College English; *College Freshmen; *College Mathematics; *Community Colleges; Enrollment Trends; *Grade Point Average; High School Graduates; High Schools; *Student Characteristics; Student Evaluation; Tables (Data); Two Year Colleges

IDENTIFIERS *Arizona

ABSTRACT

This publication presents the Report on Academic Performance of High School Graduates in Arizona for the fiscal year 1998-1999. This report contains an Arizona Statewide Summary and District Summaries for: (1) Cochise County Community College District; (2) Coconino County Community College District; (3) Graham County Community College District, Eastern Arizona College; (4) Maricopa County Community College District; (5) Mohave County Community College District; (6) Navajo County Community College District, Northland Pioneer College; (7) Pima County Community College District; (8) Pinal County Community College District, Central Arizona College; (9) Yavapai County Community College District; and (10) Yuma & La Paz Counties Community College District, Arizona Western College. Statewide and District Summaries' information are presented using tables and graphs. Summary characteristics include the number of 1998 Arizona high school graduates enrolled in the ten Arizona community college districts and their first term average GPA. Information presented in tabular form also include the number of students enrolling in first English (pre-freshman, freshman, advanced, and other English) and math (pre-intermediate, intermediate, and college algebra, calculus, and other math) courses and the average GPA of these students enrolling. The average GPA for these first English and math courses are individually graphed. (VWC)

This document has been reproduced as received from the person or organization originating it.

Minor changes have been made to improve reproduction quality.

• Points of view or opinions stated in this document do not necessarily represent official OERI position or policy.


PERMISSION TO REPRODUCE AND
DISSEMINATE THIS MATERIAL HAS
BEEN GRANTED BY

Thompson, C

TO THE EDUCATIONAL RESOURCES
INFORMATION CENTER (ERIC)

1

ED 440 678



State Board of Directors for Community Colleges of Arizona

Statewide and District Summaries

***Report on Academic Performance
of High School Graduates
(A.R.S. §15-1822)
FY 1998-1999***



IC000281

BEST COPY AVAILABLE

**Report on Academic Performance of High School Graduates
(A.R.S. § 15-1822) FY 1998-1999**

Statewide and District Summaries

Table of Contents

Arizona Statewide Summary 2

District Summary

Cochise County Community College District 3

District Summary

Coconino County Community College District..... 4

District Summary

Graham County Community College District

Eastern Arizona College 5

District Summary

Maricopa County Community College District..... 6

 Chandler-Gilbert Community College 7

 Estrella Mountain Community College..... 8

 GateWay Community College..... 9

 Glendale Community College 10

 Mesa Community College 11

 Paradise Valley Community College 12

 Phoenix College 13

 Rio Salado College 14

 Scottsdale Community College 15

 South Mountain Community College..... 16

District Summary

Mohave County Community College District 17

District Summary

Navajo County Community College District

Northland Pioneer College 18

District Summary

Pima County Community College District..... 19

District Summary

Pinal County Community College District

Central Arizona College..... 20

District Summary

Yavapai County Community College District..... 21

District Summary

Yuma & La Paz Counties Community College District

Arizona Western College..... 22

ARIZONA STATEWIDE SUMMARY

Summary Characteristics

Number of 1998 Arizona High School Graduates Enrolled in the Ten Arizona Community College Districts 14,317

First Term Avg. GPA – all 1998 Arizona High School Graduates Enrolled in the Ten Arizona Community College Districts 2.4

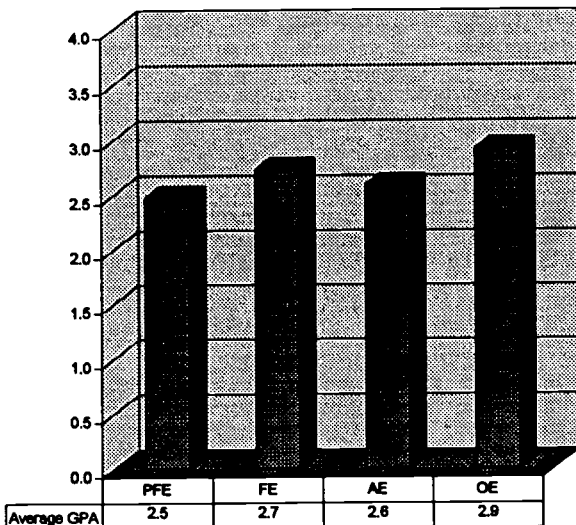
First English Course	PFE	FE	AE	OE
Number of the Above Students Enrolling	3,257	7,434	81	491
Average GPA of These Students Enrolling	2.5	2.7	2.6	2.9

First Math Course	PIA	IA	CA	C	OM
Number of the Above Students Enrolling	4,585	2,509	1,144	324	636
Average GPA of These Students Enrolling	2.2	2.4	2.7	2.6	2.6

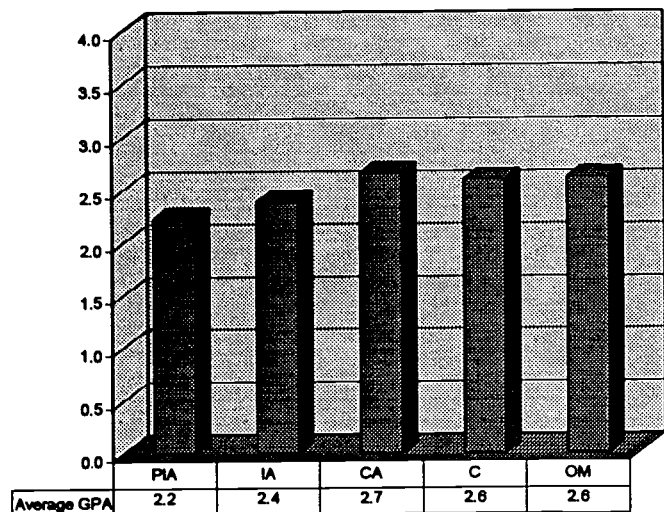
PFE=Pre-Freshman English
 FE=Freshman English
 AE=Advanced English
 OE=Other English

PIA=Pre-Intermediate Algebra
 IA=Intermediate Algebra
 CA=College Algebra
 C=Calculus
 OM=Other Math

Arizona Statewide Summary



Arizona Statewide Summary



DISTRICT SUMMARY

COCHISE COUNTY COMMUNITY COLLEGE DISTRICT

Summary Characteristics

Number of 1998 Arizona High School Graduates Enrolled in the Cochise County Community College District 379

First Term Avg. GPA - all 1998 Arizona High School Graduates Enrolled in the Cochise County Community College District 2.4

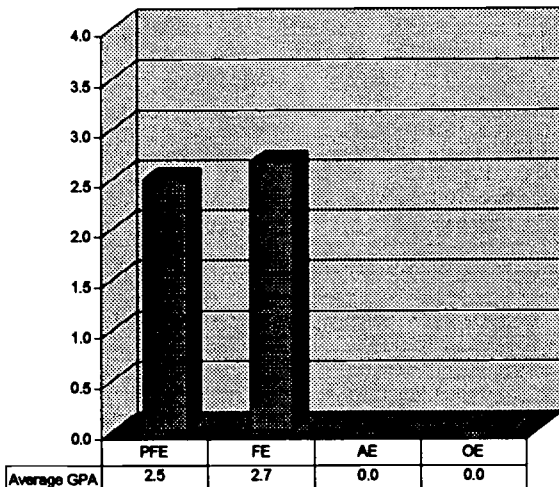
First English Course	PFE	FE	AE	OE
Number of the Above Students Enrolling	142	112	0	0
Average GPA of These Students Enrolling	2.5	2.7	0.0	0.0

First Math Course	PIA	IA	CA	C	OM
Number of the Above Students Enrolling	110	84	47	11	0
Average GPA of These Students Enrolling	1.7	2.6	3.1	2.2	0.0

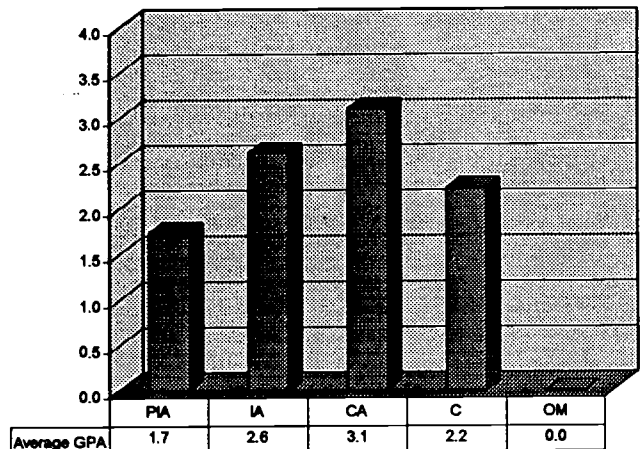
PFE=Pre-Freshman English
 FE=Freshman English
 AE=Advanced English
 OE=Other English

PIA=Pre-Intermediate Algebra
 IA=Intermediate Algebra
 CA=College Algebra
 C=Calculus
 OM=Other Math

Cochise County Community College District Summary



Cochise County Community College District Summary



DISTRICT SUMMARY

COCONINO COUNTY COMMUNITY COLLEGE DISTRICT

Summary Characteristics

Number of 1998 Arizona High School Graduates Enrolled in the Coconino County Community College District 173

First Term Avg. GPA - all 1998 Arizona High School Graduates Enrolled in the Coconino County Community College District 2.0

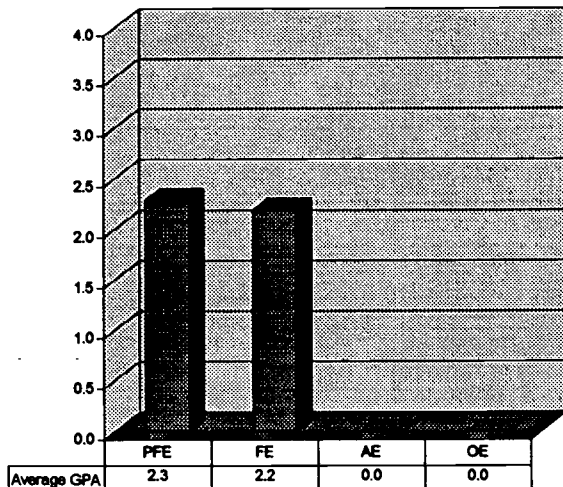
First English Course	PFE	FE	AE	OE
Number of the Above Students Enrolling	55	73	0	0
Average GPA of These Students Enrolling	2.3	2.2	0.0	0.0

First Math Course	PIA	IA	CA	C	OM
Number of the Above Students Enrolling	29	51	9	0	1
Average GPA of These Students Enrolling	1.8	2.1	3.0	0.0	3.0

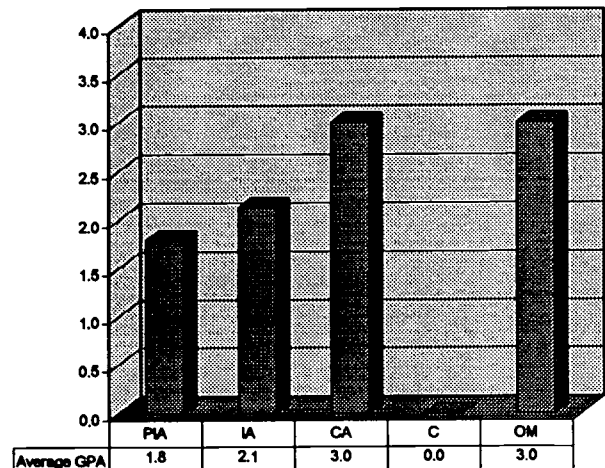
PFE=Pre-Freshman English
 FE=Freshman English
 AE=Advanced English
 OE=Other English

PIA=Pre-Intermediate Algebra
 IA=Intermediate Algebra
 CA=College Algebra
 C=Calculus
 OM=Other Math

Coconino County Community College District Summary



Coconino County Community College District Summary



DISTRICT SUMMARY

GRAHAM COUNTY COMMUNITY COLLEGE DISTRICT EASTERN ARIZONA COLLEGE

Summary Characteristics

Number of 1998 Arizona High School Graduates Enrolled in the Graham County Community College District 612

First Term Avg. GPA - all 1998 Arizona High School Graduates Enrolled in the Graham County Community College District 2.9

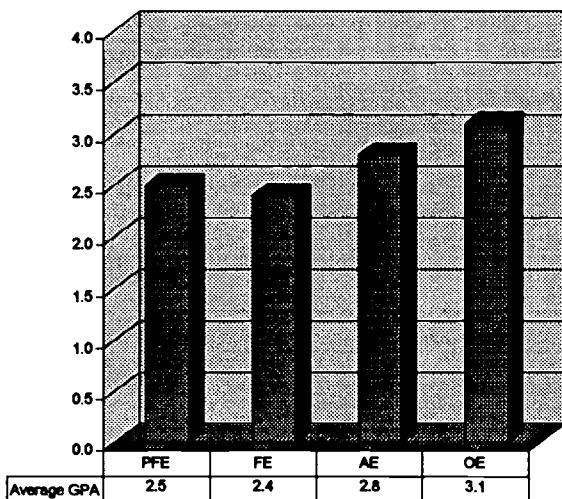
First English Course	PFE	FE	AE	OE
Number of the Above Students Enrolling	114	342	18	15
Average GPA of These Students Enrolling	2.5	2.4	2.8	3.1

First Math Course	PIA	IA	CA	C	OM
Number of the Above Students Enrolling	129	3	99	5	175
Average GPA of These Students Enrolling	2.1	1.7	2.7	3.0	2.5

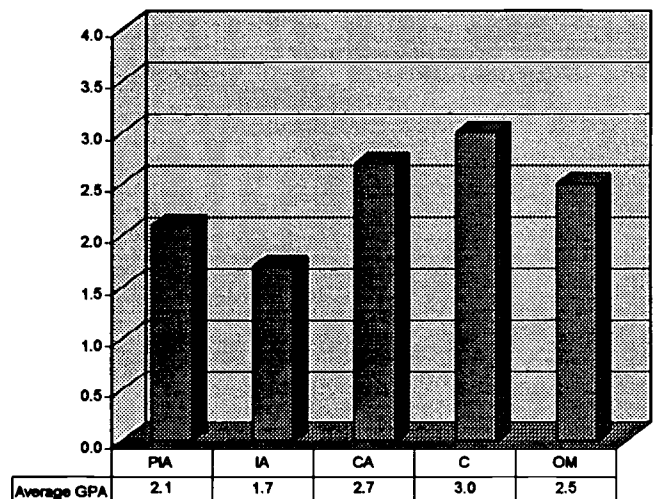
PFE=Pre-Freshman English
FE=Freshman English
AE=Advanced English
OE=Other English

PIA=Pre-Intermediate Algebra
IA=Intermediate Algebra
CA=College Algebra
C=Calculus
OM=Other Math

Graham County Community College District Summary



Graham County Community College District Summary



DISTRICT SUMMARY

MARICOPA COUNTY COMMUNITY COLLEGE DISTRICT

Summary Characteristics

Number of 1998 Arizona High School Graduates Enrolled in the Maricopa County Community College District 9,015

First Term Avg. GPA - all 1998 Arizona High School Graduates Enrolled in the Maricopa County Community College District 2.3

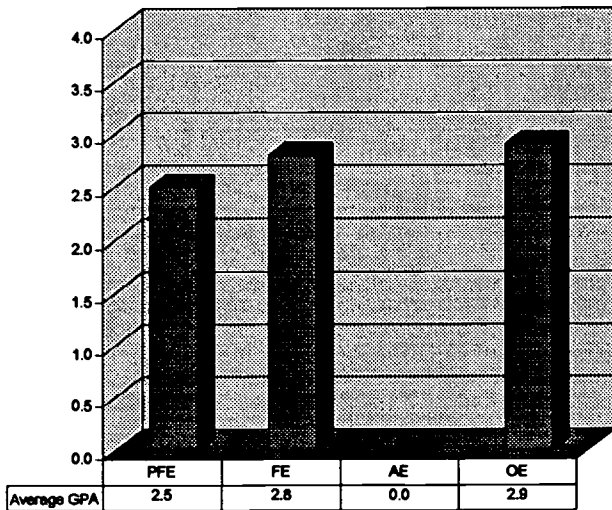
First English Course	PFE	FE	AE	OE
Number of the Above Students Enrolling	1,308	5,509	0	442
Average GPA of These Students Enrolling	2.5	2.8	0.0	2.9

First Math Course	PIA	IA	CA	C	OM
Number of the Above Students Enrolling	3,126	1,744	700	262	376
Average GPA of These Students Enrolling	2.3	2.4	2.7	2.6	2.7

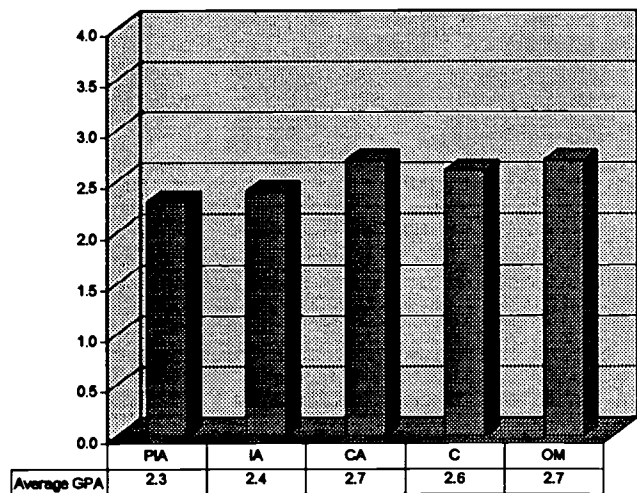
PFE=Pre-Freshman English
FE=Freshman English
AE=Advanced English
OE=Other English

PIA=Pre-Intermediate Algebra
IA=Intermediate Algebra
CA=College Algebra
C=Calculus
OM=Other Math

Maricopa County Community College District Summary



Maricopa County Community College District Summary



Chandler/Gilbert Community College

1998 High School Graduates

Summary Characteristics

Number of High School Students Enrolled at Community College	576	<i>First Term Avg. GPA</i>	
		Your High School	2.2
		All Arizona H.S.	2.2
<i>Percent Who Are</i>		<i>Fall Enrollments</i>	
American Indian	2 %	<i>Continuing in Spring</i>	
Asian	1 %	Your High School	77%
Black	2 %	All Arizona H.S.	77%
Hispanic	18 %		
Female	53 %		

First English Course	PFE	FE	AE	OE	First Math Course	PIA	IA	CA	C	OM
<i>Number Enrolling</i>					<i>Number Enrolling</i>					
Your High School	57	352	0	44	Your High School	236	99	52	15	17
All Arizona H.S.	57	352	0	44	All Arizona H.S.	236	99	52	15	17
<i>Percent Enrolling</i>					<i>Percent Enrolling</i>					
Your High School	10	61	0	8	Your High School	41	17	9	3	3
All Arizona H.S.	10	61	0	8	All Arizona H.S.	41	17	9	3	3
<i>Average Grade</i>					<i>Average Grade</i>					
Your High School	2.8	2.7	0.0	2.6	Your High School	2.7	2.9	3.2	3.3	3.2
All Arizona H.S.	2.8	2.7	0.0	2.6	All Arizona H.S.	2.7	2.9	3.2	3.3	3.2
<i>Percent "C" or Higher</i>					<i>Percent "C" or Higher</i>					
Your High School	96	87	0	85	Your High School	85	93	98	100	93
All Arizona H.S.	96	87	0	85	All Arizona H.S.	85	93	98	100	93

PFE = Pre Freshman English
 FE = Freshman English
 AE = Advanced English
 OE = Other English

PIA = Pre-Intermediate Algebra
 IA = Intermediate Algebra
 CA = College Algebra
 C = Calculus
 OM = Other Math

Estrella Mountain Community College

1998 High School Graduates

Summary Characteristics

Number of High School Students Enrolled at Community College	352	<i>First Term Avg. GPA</i>	
		Your High School	2.2
		All Arizona H.S.	2.2
<i>Percent Who Are</i>		<i>Fall Enrollments</i>	
American Indian	2 %	Your High School	67%
Asian	2 %	All Arizona H.S.	67%
Black	4 %		
Hispanic	38 %		
Female	68 %		

First English Course	PFE	FE	AE	OE	First Math Course	PIA	IA	CA	C	OM
<i>Number Enrolling</i>					<i>Number Enrolling</i>					
Your High School	51	164	0	33	Your High School	121	60	28	1	19
All Arizona H.S.	51	164	0	33	All Arizona H.S.	121	60	28	1	19
<i>Percent Enrolling</i>					<i>Percent Enrolling</i>					
Your High School	14	47	0	9	Your High School	34	17	8	0	5
All Arizona H.S.	14	47	0	9	All Arizona H.S.	34	17	8	0	5
<i>Average Grade</i>					<i>Average Grade</i>					
Your High School	2.7	3.1	0.0	2.9	Your High School	1.8	2.7	3.1	0.0	2.3
All Arizona H.S.	2.7	3.1	0.0	2.9	All Arizona H.S.	1.8	2.7	3.1	0.0	2.3
<i>Percent "C" or Higher</i>					<i>Percent "C" or Higher</i>					
Your High School	89	95	0	81	Your High School	57	83	91	0	93
All Arizona H.S.	89	95	0	81	All Arizona H.S.	57	83	91	0	93

PFE = Pre Freshman English
 FE = Freshman English
 AE = Advanced English
 OE = Other English

PIA = Pre-Intermediate Algebra
 IA = Intermediate Algebra
 CA = College Algebra
 C = Calculus
 OM = Other Math

Glendale Community College

1998 High School Graduates

Summary Characteristics

Number of High School Students Enrolled at Community College	2361	<i>First Term Avg. GPA</i>		
		Your High School	2.2	
		All Arizona H.S.	2.2	
<i>Percent Who Are</i>		<i>Fall Enrollments Continuing in Spring</i>		
American Indian	1 %		Your High School	83%
Asian	4 %		All Arizona H.S.	83%
Black	5 %			
Hispanic	20 %			
Female	53 %			

First English Course	PFE	FE	AE	OE	First Math Course	PIA	IA	CA	C	OM
<i>Number Enrolling</i>					<i>Number Enrolling</i>					
Your High School	351	1475	0	96	Your High School	662	709	297	69	77
All Arizona H.S.	351	1475	0	96	All Arizona H.S.	662	709	297	69	77
<i>Percent Enrolling</i>					<i>Percent Enrolling</i>					
Your High School	15	62	0	4	Your High School	28	30	13	3	3
All Arizona H.S.	15	62	0	4	All Arizona H.S.	28	30	13	3	3
<i>Average Grade</i>					<i>Average Grade</i>					
Your High School	2.2	2.8	0.0	2.8	Your High School	2.1	2.3	2.6	2.7	2.6
All Arizona H.S.	2.2	2.8	0.0	2.8	All Arizona H.S.	2.1	2.3	2.6	2.7	2.6
<i>Percent "C" or Higher</i>					<i>Percent "C" or Higher</i>					
Your High School	77	92	0	92	Your High School	69	75	81	81	78
All Arizona H.S.	77	92	0	92	All Arizona H.S.	69	75	81	81	78

PFE = Pre Freshman English
 FE = Freshman English
 AE = Advanced English
 OE = Other English

PIA = Pre-Intermediate Algebra
 IA = Intermediate Algebra
 CA = College Algebra
 C = Calculus
 OM = Other Math

Gateway Community College

1998 High School Graduates

Summary Characteristics

Number of High School Students Enrolled at Community College	147	<i>First Term Avg. GPA</i>	
		Your High School	2.2
		All Arizona H.S.	2.2
<i>Percent Who Are</i>		<i>Fall Enrollments Continuing in Spring</i>	
American Indian	7 %	Your High School	61%
Asian	3 %	All Arizona H.S.	61%
Black	5 %		
Hispanic	37 %		
Female	61 %		

First English Course	PFE	FE	AE	OE	First Math Course	PIA	IA	CA	C	OM
<i>Number Enrolling</i>					<i>Number Enrolling</i>					
Your High School	13	46	0	5	Your High School	32	6	2	0	12
All Arizona H.S.	13	46	0	5	All Arizona H.S.	32	6	2	0	12
<i>Percent Enrolling</i>					<i>Percent Enrolling</i>					
Your High School	9	31	0	3	Your High School	22	4	1	0	8
All Arizona H.S.	9	31	0	3	All Arizona H.S.	22	4	1	0	8
<i>Average Grade</i>					<i>Average Grade</i>					
Your High School	3.4	2.8	0.0	2.6	Your High School	2.6	2.0	2.0	0.0	3.3
All Arizona H.S.	3.4	2.8	0.0	2.6	All Arizona H.S.	2.6	2.0	2.0	0.0	3.3
<i>Percent "C" or Higher</i>					<i>Percent "C" or Higher</i>					
Your High School	100	89	0	80	Your High School	88	50	100	0	86
All Arizona H.S.	100	89	0	80	All Arizona H.S.	88	50	100	0	86

PFE = Pre Freshman English
 FE = Freshman English
 AE = Advanced English
 OE = Other English

PIA = Pre-Intermediate Algebra
 IA = Intermediate Algebra
 CA = College Algebra
 C = Calculus
 OM = Other Math

Mesa Community College

1998 High School Graduates

Summary Characteristics

Number of High School Students Enrolled at Community College	2930	<i>First Term Avg. GPA</i> Your High School	2.3
<i>Percent Who Are</i> American Indian Asian Black Hispanic Female	4 % 4 % 3 % 15 % 52 %	All Arizona H.S.	2.3
		<i>Fall Enrollments Continuing in Spring</i> Your High School All Arizona H.S.	80% 80%

First English Course	PFE	FE	AE	OE	First Math Course	PIA	IA	CA	C	OM
<i>Number Enrolling</i>					<i>Number Enrolling</i>					
Your High School	332	1906	0	152	Your High School	1049	384	126	119	125
All Arizona H.S.	332	1906	0	152	All Arizona H.S.	1049	384	126	119	125
<i>Percent Enrolling</i>					<i>Percent Enrolling</i>					
Your High School	11	65	0	5	Your High School	36	13	4	4	4
All Arizona H.S.	11	65	0	5	All Arizona H.S.	36	13	4	4	4
<i>Average Grade</i>					<i>Average Grade</i>					
Your High School	2.7	2.9	0.0	3.0	Your High School	2.4	2.4	2.4	2.2	2.6
All Arizona H.S.	2.7	2.9	0.0	3.0	All Arizona H.S.	2.4	2.4	2.4	2.2	2.6
<i>Percent "C" or Higher</i>					<i>Percent "C" or Higher</i>					
Your High School	94	93	0	91	Your High School	76	77	77	76	76
All Arizona H.S.	94	93	0	91	All Arizona H.S.	76	77	77	76	76

PFE = Pre Freshman English
 FE = Freshman English
 AE = Advanced English
 OE = Other English

PIA = Pre-Intermediate Algebra
 IA = Intermediate Algebra
 CA = College Algebra
 C = Calculus
 OM = Other Math

Phoenix College

1998 High School Graduates

Summary Characteristics

Number of High School Students Enrolled at Community College	1011	<i>First Term Avg. GPA</i> Your High School	2.4
<i>Percent Who Are</i> American Indian Asian Black Hispanic Female	5 %	All Arizona H.S.	2.4
	3 %	<i>Fall Enrollments Continuing in Spring</i> Your High School	81%
	9 %		
	39 %		
	53 %	All Arizona H.S.	81%

First English Course	PFE	FE	AE	OE	First Math Course	PIA	IA	CA	C	OM
<i>Number Enrolling</i>					<i>Number Enrolling</i>					
Your High School	250	506	0	57	Your High School	399	163	79	18	41
All Arizona H.S.	250	506	0	57	All Arizona H.S.	399	163	79	18	41
<i>Percent Enrolling</i>					<i>Percent Enrolling</i>					
Your High School	25	50	0	6	Your High School	39	16	8	2	4
All Arizona H.S.	25	50	0	6	All Arizona H.S.	39	16	8	2	4
<i>Average Grade</i>					<i>Average Grade</i>					
Your High School	2.3	2.8	0.0	3.0	Your High School	2.5	2.5	3.3	3.1	3.1
All Arizona H.S.	2.3	2.8	0.0	3.0	All Arizona H.S.	2.5	2.5	3.3	3.1	3.1
<i>Percent "C" or Higher</i>					<i>Percent "C" or Higher</i>					
Your High School	79	90	0	87	Your High School	80	75	97	94	92
All Arizona H.S.	79	90	0	87	All Arizona H.S.	80	75	97	94	92

PFE = Pre Freshman English
 FE = Freshman English
 AE = Advanced English
 OE = Other English

PIA = Pre-Intermediate Algebra
 IA = Intermediate Algebra
 CA = College Algebra
 C = Calculus
 OM = Other Math

Paradise Valley Community College

1998 High School Graduates

Summary Characteristics

Number of High School Students Enrolled at Community College	781	<i>First Term Avg. GPA</i>	
		Your High School	2.2
		All Arizona H.S.	2.2
<i>Percent Who Are</i>		<i>Fall Enrollments</i>	
American Indian	1 %	Your High School	79%
Asian	2 %	All Arizona H.S.	79%
Black	1 %		
Hispanic	8 %		
Female	55 %		

First English Course	PFE	FE	AE	OE	First Math Course	PIA	IA	CA	C	OM
<i>Number Enrolling</i>					<i>Number Enrolling</i>					
Your High School	52	496	0	81	Your High School	212	222	47	21	36
All Arizona H.S.	52	496	0	81	All Arizona H.S.	212	222	47	21	36
<i>Percent Enrolling</i>					<i>Percent Enrolling</i>					
Your High School	7	64	0	10	Your High School	27	28	6	3	5
All Arizona H.S.	7	64	0	10	All Arizona H.S.	27	28	6	3	5
<i>Average Grade</i>					<i>Average Grade</i>					
Your High School	2.4	2.7	0.0	2.8	Your High School	2.3	2.3	2.8	2.9	3.1
All Arizona H.S.	2.4	2.7	0.0	2.8	All Arizona H.S.	2.3	2.3	2.8	2.9	3.1
<i>Percent "C" or Higher</i>					<i>Percent "C" or Higher</i>					
Your High School	77	88	0	85	Your High School	77	74	86	90	96
All Arizona H.S.	77	88	0	85	All Arizona H.S.	77	74	86	90	96

PFE = Pre Freshman English
 FE = Freshman English
 AE = Advanced English
 OE = Other English

PIA = Pre-Intermediate Algebra
 IA = Intermediate Algebra
 CA = College Algebra
 C = Calculus
 OM = Other Math

Rio Salado Community College

1998 High School Graduates

Summary Characteristics

Number of High School Students Enrolled at Community College	227	<i>First Term Avg. GPA</i> Your High School	1.7
<i>Percent Who Are</i> American Indian Asian Black Hispanic Female	2 % 3 % 7 % 9 % 60 %	All Arizona H.S.	1.7
		<i>Fall Enrollments Continuing in Spring</i> Your High School	23%
		All Arizona H.S.	23%

First English Course	PFE	FE	AE	OE	First Math Course	PIA	IA	CA	C	OM
<i>Number Enrolling</i>					<i>Number Enrolling</i>					
Your High School	2	35	0	11	Your High School	10	4	3	1	6
All Arizona H.S.	2	35	0	11	All Arizona H.S.	10	4	3	1	6
<i>Percent Enrolling</i>					<i>Percent Enrolling</i>					
Your High School	1	15	0	5	Your High School	4	2	1	0	3
All Arizona H.S.	1	15	0	5	All Arizona H.S.	4	2	1	0	3
<i>Average Grade</i>					<i>Average Grade</i>					
Your High School	2.0	2.0	0.0	2.7	Your High School	2.5	2.5	3.3	0.0	3.0
All Arizona H.S.	2.0	2.0	0.0	2.7	All Arizona H.S.	2.5	2.5	3.3	0.0	3.0
<i>Percent "C" or Higher</i>					<i>Percent "C" or Higher</i>					
Your High School	100	64	0	86	Your High School	50	100	100	0	100
All Arizona H.S.	100	64	0	86	All Arizona H.S.	50	100	100	0	100

PFE = Pre Freshman English
 FE = Freshman English
 AE = Advanced English
 OE = Other English

PIA = Pre-Intermediate Algebra
 IA = Intermediate Algebra
 CA = College Algebra
 C = Calculus
 OM = Other Math

Scottsdale Community College

1998 High School Graduates

Summary Characteristics

Number of High School Students Enrolled at Community College	707	<i>First Term Avg. GPA</i> Your High School	2.1
		All Arizona H.S.	2.1
<i>Percent Who Are</i> American Indian	6 %	<i>Fall Enrollments Continuing in Spring</i> Your High School	74%
Asian	2 %		
Black	3 %		
Hispanic	8 %		
Female	45 %		

First English Course	PFE	FE	AE	OE	First Math Course	PIA	IA	CA	C	OM
<i>Number Enrolling</i>					<i>Number Enrolling</i>					
Your High School	96	406	0	39	Your High School	278	93	58	16	39
All Arizona H.S.	96	406	0	39	All Arizona H.S.	278	93	58	16	39
<i>Percent Enrolling</i>					<i>Percent Enrolling</i>					
Your High School	14	57	0	6	Your High School	39	13	8	2	6
All Arizona H.S.	14	57	0	6	All Arizona H.S.	39	13	8	2	6
<i>Average Grade</i>					<i>Average Grade</i>					
Your High School	2.4	2.5	0.0	2.7	Your High School	2.1	2.3	2.4	2.7	2.2
All Arizona H.S.	2.4	2.5	0.0	2.7	All Arizona H.S.	2.1	2.3	2.4	2.7	2.2
<i>Percent "C" or Higher</i>					<i>Percent "C" or Higher</i>					
Your High School	81	84	0	84	Your High School	70	78	75	83	83
All Arizona H.S.	81	84	0	84	All Arizona H.S.	70	78	75	83	83

PFE = Pre Freshman English
 FE = Freshman English
 AE = Advanced English
 OE = Other English

PIA = Pre-Intermediate Algebra
 IA = Intermediate Algebra
 CA = College Algebra
 C = Calculus
 OM = Other Math

South Mountain Community College

1998 High School Graduates

Summary Characteristics

Number of High School Students Enrolled at Community College	375	<i>First Term Avg. GPA</i>	
		Your High School	2.2
		All Arizona H.S.	2.2
<i>Percent Who Are</i>		<i>Fall Enrollments Continuing in Spring</i>	
American Indian	4 %	Your High School	75%
Asian	1 %	All Arizona H.S.	75%
Black	15 %		
Hispanic	53 %		
Female	57 %		

First English Course	PFE	FE	AE	OE	First Math Course	PIA	IA	CA	C	OM
<i>Number Enrolling</i>					<i>Number Enrolling</i>					
Your High School	109	179	0	20	Your High School	161	48	13	6	24
All Arizona H.S.	109	179	0	20	All Arizona H.S.	161	48	13	6	24
<i>Percent Enrolling</i>					<i>Percent Enrolling</i>					
Your High School	29	48	0	5	Your High School	43	13	3	2	6
All Arizona H.S.	29	48	0	5	All Arizona H.S.	43	13	3	2	6
<i>Average Grade</i>					<i>Average Grade</i>					
Your High School	2.7	2.6	0.0	2.7	Your High School	2.6	2.6	2.9	2.8	3.0
All Arizona H.S.	2.7	2.6	0.0	2.7	All Arizona H.S.	2.6	2.6	2.9	2.8	3.0
<i>Percent "C" or Higher</i>					<i>Percent "C" or Higher</i>					
Your High School	92	87	0	78	Your High School	85	85	92	100	94
All Arizona H.S.	92	87	0	78	All Arizona H.S.	85	85	92	100	94

PFE = Pre Freshman English
 FE = Freshman English
 AE = Advanced English
 OE = Other English

PIA = Pre-Intermediate Algebra
 IA = Intermediate Algebra
 CA = College Algebra
 C = Calculus
 OM = Other Math

DISTRICT SUMMARY

MOHAVE COUNTY COMMUNITY COLLEGE DISTRICT

Summary Characteristics

Number of 1998 Arizona High School Graduates Enrolled in the Mohave County Community College District 255

First Term Avg. GPA - all 1998 Arizona High School Graduates Enrolled in the Mohave County Community College District 2.5

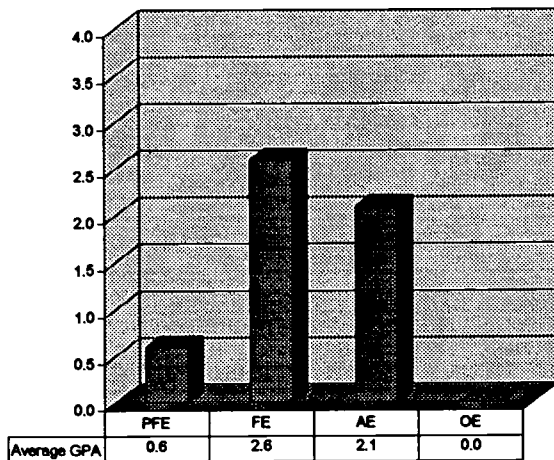
First English Course	PFE	FE	AE	OE
Number of the Above Students Enrolling	79	96	39	0
Average GPA of These Students Enrolling	0.6	2.6	2.1	0.0

First Math Course	PIA	IA	CA	C	OM
Number of the Above Students Enrolling	31	0	0	0	50
Average GPA of These Students Enrolling	0.7	0.0	0.0	0.0	2.4

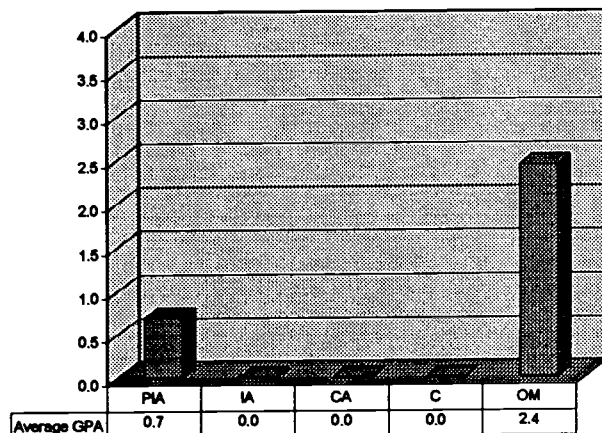
PFE=Pre-Freshman English
 FE=Freshman English
 AE=Advanced English
 OE=Other English

PIA=Pre-Intermediate Algebra
 IA=Intermediate Algebra
 CA=College Algebra
 C=Calculus
 OM=Other Math

Mohave County Community College District Summary



Mohave County Community College District Summary



DISTRICT SUMMARY

NAVAJO COUNTY COMMUNITY COLLEGE DISTRICT NORTHLAND PIONEER COLLEGE

Summary Characteristics

Number of 1998 Arizona High School Graduates Enrolled in the Navajo County Community College District 208

First Term Avg. GPA - all 1998 Arizona High School Graduates Enrolled in the Navajo County Community College District 3.0

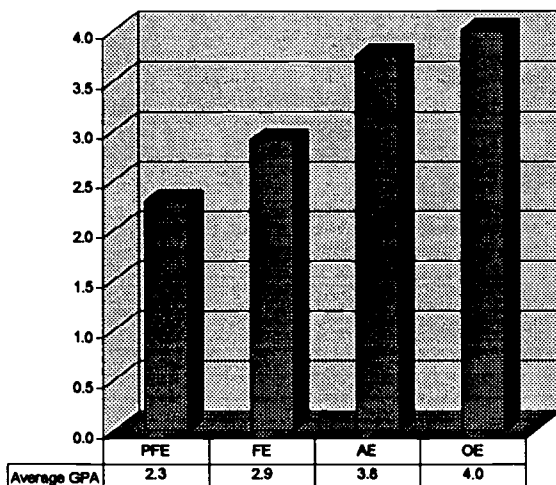
First English Course	PFE	FE	AE	OE
Number of the Above Students Enrolling	10	102	5	4
Average GPA of These Students Enrolling	2.3	2.9	3.8	4.0

First Math Course	PIA	IA	CA	C	OM
Number of the Above Students Enrolling	39	15	15	0	6
Average GPA of These Students Enrolling	2.5	2.4	2.1	0.0	3.0

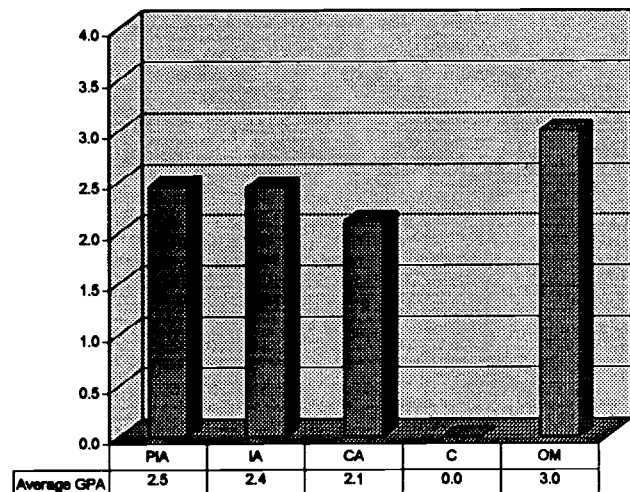
PFE=Pre-Freshman English
FE=Freshman English
AE=Advanced English
OE=Other English

PIA=Pre-Intermediate Algebra
IA=Intermediate Algebra
CA=College Algebra
C=Calculus
OM=Other Math

Navajo County Community College District Summary



Navajo County Community College District Summary



DISTRICT SUMMARY

PIMA COUNTY COMMUNITY COLLEGE DISTRICT

Summary Characteristics

Number of 1998 Arizona High School Graduates Enrolled in the Pima County Community College District 2,053

First Term Avg. GPA - all 1998 Arizona High School Graduates Enrolled in the Pima County Community College District 2.8

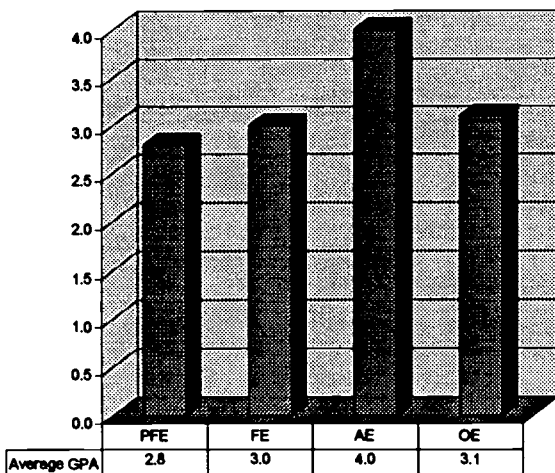
First English Course	PFE	FE	AE	OE
Number of the Above Students Enrolling	1,092	528	2	25
Average GPA of These Students Enrolling	2.8	3.0	4.0	3.1

First Math Course	PIA	IA	CA	C	OM
Number of the Above Students Enrolling	647	253	130	19	27
Average GPA of These Students Enrolling	2.2	2.4	2.6	2.5	2.4

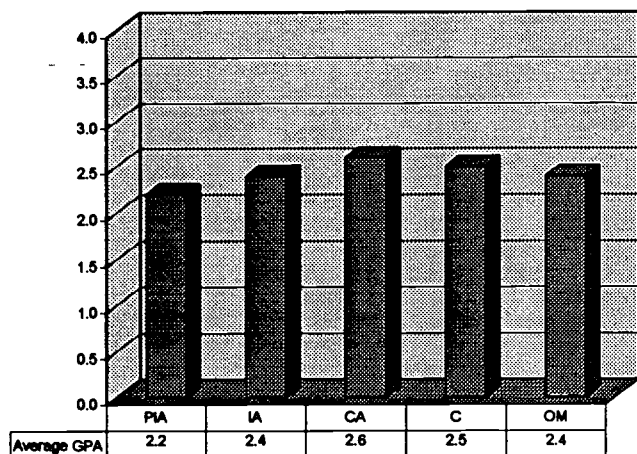
PFE=Pre-Freshman English
 FE=Freshman English
 AE=Advanced English
 OE=Other English

PIA=Pre-Intermediate Algebra
 IA=Intermediate Algebra
 CA=College Algebra
 C=Calculus
 OM=Other Math

Pima County Community College District Summary



Pima County Community College District Summary



DISTRICT SUMMARY

PINAL COUNTY COMMUNITY COLLEGE DISTRICT CENTRAL ARIZONA COLLEGE

Summary Characteristics

Number of 1998 Arizona High School Graduates Enrolled in the Pinal County Community College District 447

First Term Avg. GPA - all 1998 Arizona High School Graduates Enrolled in the Pinal County Community College District 2.9

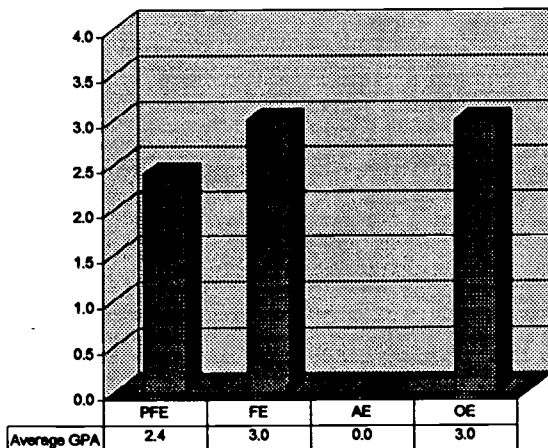
First English Course	PFE	FE	AE	OE
Number of the Above Students Enrolling	78	142	0	5
Average GPA of These Students Enrolling	2.4	3.0	0.0	3.0

First Math Course	PIA	IA	CA	C	OM
Number of the Above Students Enrolling	132	66	31	6	1
Average GPA of These Students Enrolling	2.7	2.9	3.0	2.8	4.0

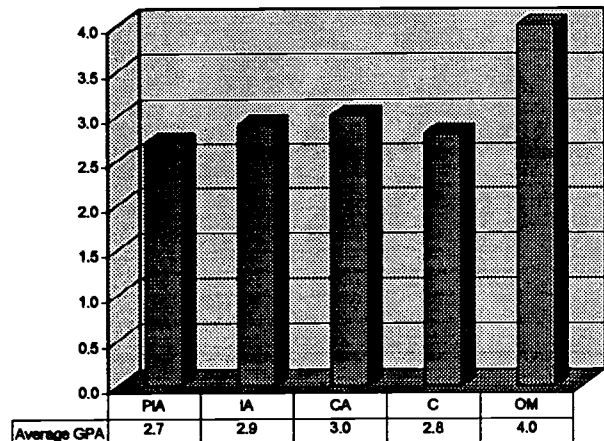
PFE=Pre-Freshman English
FE=Freshman English
AE=Advanced English
OE=Other English

PIA=Pre-Intermediate Algebra
IA=Intermediate Algebra
CA=College Algebra
C=Calculus
OM=Other Math

Pinal County Community College District Summary



Pinal County Community College District Summary



DISTRICT SUMMARY

YAVAPAI COUNTY COMMUNITY COLLEGE DISTRICT

Summary Characteristics

Number of 1998 Arizona High School Graduates Enrolled in the Yavapai County Community College District 430

First Term Avg. GPA - all 1998 Arizona High School Graduates Enrolled in the Yavapai County Community College District 3.0

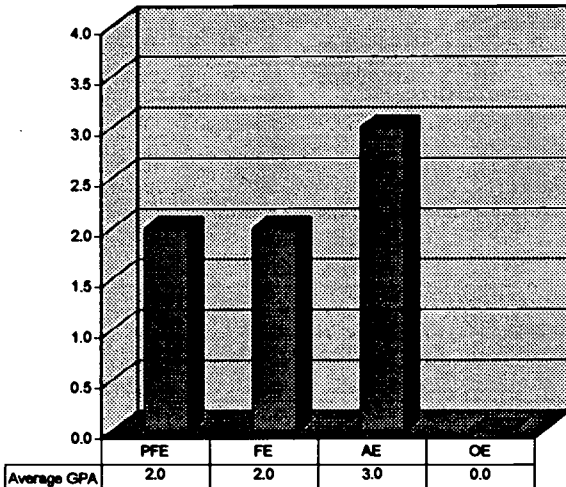
First English Course	PFE	FE	AE	OE
Number of the Above Students Enrolling	152	332	17	0
Average GPA of These Students Enrolling	2.0	2.0	3.0	0.0

First Math Course	PIA	IA	CA	C	OM
Number of the Above Students Enrolling	128	93	76	9	0
Average GPA of These Students Enrolling	2.0	2.0	2.0	3.0	0.0

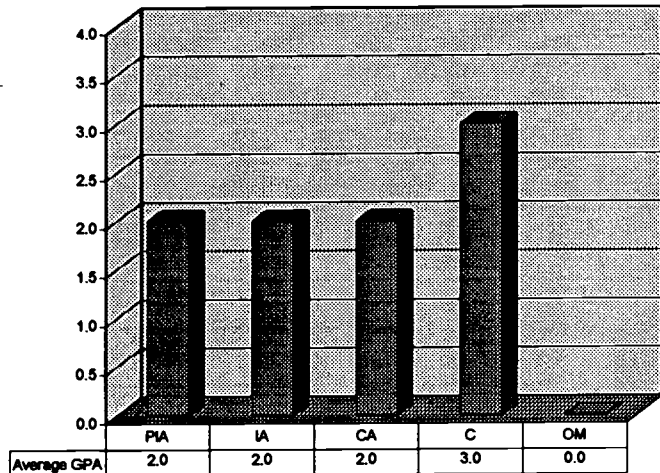
PFE=Pre-Freshman English
 FE=Freshman English
 AE=Advanced English
 OE=Other English

PIA=Pre-Intermediate Algebra
 IA=Intermediate Algebra
 CA=College Algebra
 C=Calculus
 OM=Other Math

Yavapai County Community College District Summary



Yavapai County Community College District Summary



DISTRICT SUMMARY

YUMA & LA PAZ COUNTIES COMMUNITY COLLEGE DISTRICT ARIZONA WESTERN COLLEGE

Summary Characteristics

Number of 1998 Arizona High School Graduates Enrolled in the Yuma/LaPaz Counties Community College District 745

First Term Avg. GPA - all 1998 Arizona High School Graduates Enrolled in the Yuma/LaPaz Counties Community College District 2.3

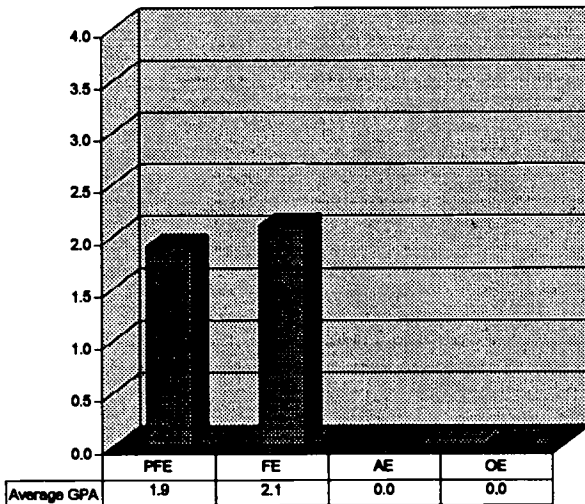
First English Course	PFE	FE	AE	OE
Number of the Above Students Enrolling	227	198	0	0
Average GPA of These Students Enrolling	1.9	2.1	0.0	0.0

PFE=Pre-Freshman English
FE=Freshman English
AE=Advanced English
OE=Other English

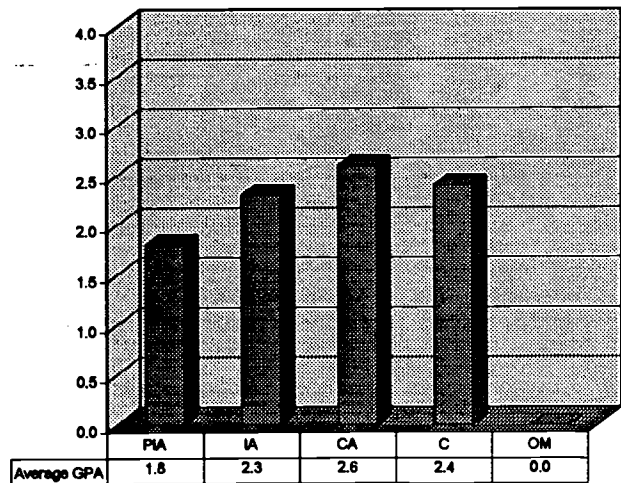
First Math Course	PIA	IA	CA	C	OM
Number of the Above Students Enrolling	214	200	37	12	0
Average GPA of These Students Enrolling	1.8	2.3	2.6	2.4	0.0

PIA=Pre-Intermediate Algebra
IA=Intermediate Algebra
CA=College Algebra
C=Calculus
OM=Other Math

Yuma & LaPaz Counties Community College District Summary



Yuma & LaPaz Counties Community College District Summary





U.S. Department of Education
Office of Educational Research and
Improvement (OERI)
National Library of Education (NLE)
Educational Resources Information
Center (ERIC)



Reproduction Release
 (Specific Document)

I. DOCUMENT IDENTIFICATION:

Title: <i>Statewide and District Summaries: Report on Academic Performance of High School Graduates (ARS. 15-1822) FY 1998-1999</i>	
Author(s): <i>State Board of Directors for Community Colleges of Arizona</i>	
Corporate Source:	Publication Date: <i>Nov., 1999</i>

II. REPRODUCTION RELEASE:

In order to disseminate as widely as possible timely and significant materials of interest to the educational community, documents announced in the monthly abstract journal of the ERIC system, Resources in Education (RIE), are usually made available to users in microfiche, reproduced paper copy, and electronic media, and sold through the ERIC Document Reproduction Service (EDRS). Credit is given to the source of each document, and, if reproduction release is granted, one of the following notices is affixed to the document.

If permission is granted to reproduce and disseminate the identified document, please CHECK ONE of the following three options and sign in the indicated space following.

The sample sticker shown below will be affixed to all Level 1 documents	The sample sticker shown below will be affixed to all Level 2A documents	The sample sticker shown below will be affixed to all Level 2B documents
PERMISSION TO REPRODUCE AND DISSEMINATE THIS MATERIAL HAS BEEN GRANTED BY <hr/> <hr/> TO THE EDUCATIONAL RESOURCES INFORMATION CENTER (ERIC)	PERMISSION TO REPRODUCE AND DISSEMINATE THIS MATERIAL IN MICROFICHE, AND IN ELECTRONIC MEDIA FOR ERIC COLLECTION SUBSCRIBERS ONLY, HAS BEEN GRANTED BY <hr/> <hr/> TO THE EDUCATIONAL RESOURCES INFORMATION CENTER (ERIC)	PERMISSION TO REPRODUCE AND DISSEMINATE THIS MATERIAL IN MICROFICHE ONLY HAS BEEN GRANTED BY <hr/> <hr/> TO THE EDUCATIONAL RESOURCES INFORMATION CENTER (ERIC)
Level 1	Level 2A	Level 2B
↑ <input checked="" type="checkbox"/>	↑ <input type="checkbox"/>	↑ <input type="checkbox"/>
Check here for Level 1 release, permitting reproduction and dissemination in microfiche or other ERIC archival media (e.g. electronic) and paper copy.	Check here for Level 2A release, permitting reproduction and dissemination in microfiche and in electronic media for ERIC archival collection subscribers only	Check here for Level 2B release, permitting reproduction and dissemination in microfiche only
Documents will be processed as indicated provided reproduction quality permits. If permission to reproduce is granted, but no box is checked, documents will be processed at Level 1.		

I hereby grant to the Educational Resources Information Center (ERIC) nonexclusive permission to reproduce and disseminate this document as indicated above. Reproduction from the ERIC microfiche, or electronic media by persons other than ERIC employees and its system contractors requires permission from the copyright holder. Exception is made for non-profit reproduction by libraries and other service agencies to satisfy information needs of educators in response to discrete inquiries.

Signature: <i>Carol M. Thompson</i>	Printed Name/Position/Title: <i>Carol M. Thompson, Research Analyst</i>		
Organization/Address: <i>State Board of Directors for Community Colleges of Arizona</i>	Telephone: <i>602-255-4037</i>	Fax: <i>602-279-3464</i>	
<i>3225 N. Central Ave, Phoenix, AZ #1220 85012</i>	E-mail Address: <i>thompson@stbd.cc.az.us</i>	Date: <i>4-17-00</i>	

III. DOCUMENT AVAILABILITY INFORMATION (FROM NON-ERIC SOURCE):

If permission to reproduce is not granted to ERIC, or, if you wish ERIC to cite the availability of the document from another source, please provide the following information regarding the availability of the document. (ERIC will not announce a document unless it is publicly available, and a dependable source can be specified. Contributors should also be aware that ERIC selection criteria are significantly more stringent for documents that cannot be made available through EDRS.)

Publisher/Distributor:
Address:
Price:

IV. REFERRAL OF ERIC TO COPYRIGHT/REPRODUCTION RIGHTS HOLDER:

If the right to grant this reproduction release is held by someone other than the addressee, please provide the appropriate name and address:


Name:
Address:

V. WHERE TO SEND THIS FORM:

Send this form to the following ERIC Clearinghouse:

[Handwritten signature]

ERIC Clearinghouse on Educational Management
 1787 Agate Street
 5207 University of Oregon
 Eugene, OR, 97403-5207
 attn: Acquisitions



STATE BOARD OF DIRECTORS FOR
 COMMUNITY COLLEGES OF ARIZONA

CAROL M. THOMPSON
 RESEARCH ANALYST

DIRECT: (602) 255-5582 EXT 314 OFFICE: (602) 255-4037
 EMAIL: thompson@stbd.cc.az.us FAX: (602) 279-3464
 3225 N. CENTRAL AVENUE, SUITE 1220 PHOENIX, ARIZONA 85012-2411