

DOCUMENT RESUME

ED 439 813


PS 028 427

TITLE Wyoming Kids Count Factbook, 1997.
 INSTITUTION Wyoming Kids Count, Cheyenne.; Wyoming P.A.R.E.N.T., Laramie.
 SPONS AGENCY Annie E. Casey Foundation, Baltimore, MD.
 PUB DATE 1997-00-00
 NOTE 115p.; For the 1996 Factbook, see ED 413 984. Also supported by Vision Graphics and the Wyoming Community Foundation.
 PUB TYPE Numerical/Quantitative Data (110) -- Reports - Descriptive (141)
 EDRS PRICE MF01/PC05 Plus Postage.
 DESCRIPTORS Adolescents; Birth Weight; Births to Single Women; *Child Health; Child Welfare; *Children; Compensation (Remuneration); *Counties; Day Care; Day Care Centers; Demography; Dropout Rate; Early Parenthood; Elementary Secondary Education; Infants; Mortality Rate; Poverty; Prenatal Care; Preschool Education; *Social Indicators; State Surveys; Statistical Studies; Tables (Data); Trend Analysis; Violence; *Well Being; Youth Problems
 IDENTIFIERS *Indicators; Project Head Start; *Wyoming

ABSTRACT

This Kids Count factbook details statewide trends in the well-being of Wyoming's children. The 1997 report has been expanded to include detailed information on the status of children by categories of welfare, health, and education. The first part of the factbook documents trends by county for 15 indicators: (1) poverty and population; (2) education; (3) births; (4) early prenatal care; (5) percent of mothers who smoked during pregnancy; (6) percent of low birth weight babies; (7) births to teens; (8) infant deaths; (9) children with developmental disabilities; (10) certified day care facilities; (11) child deaths; (12) teen violent deaths; (13) teen motor vehicle deaths; (14) teen suicides; and (15) juvenile arrests for violent crime. The statistical findings include the following: in 1993, 14.9 percent of Wyoming children were living in poverty; the number of births in Wyoming had declined since 1990; on average, 22 percent of Wyoming's mothers smoked during pregnancy; Wyoming continues to exceed the national average of low birth-weight babies; the percent of babies born to teen mothers has increased slightly since 1990; and teen violent deaths and teen motor vehicle deaths have increased since 1990. The next part of the factbook presents the child care providers compensation study, which include the following findings: child care teachers in for-profit centers receive lower wages than in non-profit/non-government centers; teachers' average starting salary was \$16,057; home providers earn an average of \$6,400 per year, working 11 1/2 hours per day, 5 days a week, closing only 15 days per year. The remainder of the factbook presents state and county profiles for the indicators listed above. A directory of legislators concludes the document. (HTH)

- This document has been reproduced as received from the person or organization originating it.
- Minor changes have been made to improve reproduction quality.
- Points of view or opinions stated in this document do not necessarily represent official OERI position or policy.



PS
028427

PERMISSION TO REPRODUCE AND
DISSEMINATE THIS MATERIAL HAS
BEEN GRANTED BY
Robert E. Carola
TO THE EDUCATIONAL RESOURCES
INFORMATION CENTER (ERIC)
1

1997 WYOMING KIDS COUNT FACTBOOK

Permission to copy, disseminate, or otherwise use information from this Factbook is granted as long as appropriate acknowledgment is given.

To obtain additional copies of this publication, contact Wyoming PARENT, 1603 Capitol Avenue, Suite 413, Cheyenne, WY 82001, or phone 307.635.2272.

Wyoming PARENT thanks the following artists for their contributions to this publication:

Cover: Katherine Caiola, age 9
Page 3: Katherine Caiola
Page 21: Jamie Lindsey, age 4 1/2
Page 25: Jamie Lindsey
Page 51: Katherine Caiola

Wyoming PARENT acknowledges Mary Byrnes for her hard work and dedication in the creation and development of this Factbook.

Table of Contents

Wyoming PARENT Trends	2
Poverty & Population	5
Education	5
Births	6
Early Prenatal Care	7
% Mothers Who Smoked During Pregnancy	8
% Low Birth-Weight Babies	9
Births to Teens	10
Infant Deaths	11
Children with Developmental Disabilities	12
Certified Day Care Facilities	13
Child Deaths	14
Teen Violent Deaths	15
Teen Motor Vehicle Deaths	16
Teen Suicides	17
Juvenile Arrests for Violent Crime	18
Child Care Providers Compensation Study	19
State and County Profiles	22
Legislator Directory	26
Wyoming PARENT Trends	52

Acknowledgments:

Primary funding for Wyoming Kids Count project is provided by the Annie E. Casey Foundation, with additional support from the Wyoming Community Foundation and Vision Graphics of Cheyenne.

Wyoming PARENT also wishes to acknowledge the following for supplying information found within this publication:

Vital Record Statistics, Wyoming Department of Health

Division of Economic Analysis, State of Wyoming

Wyoming Department of Education



Wyoming Department of Family Services

Division of Criminal Investigation, State of Wyoming

Wyoming State Library

Wyoming Developmental Preschool Director's Association

U.S. Bureau of the Census



Wyoming PARENT
“Leading for Children and Families”

Wyoming PARENT is a statewide nonprofit organization whose mission is to provide advocacy, leadership and information that will improve and promote the well-being of Wyoming children and families.

Wyoming PARENT is concerned about family issues such as parenting, family support, education, child care, children with disabilities and special needs, maternal and child health, children in poverty, teen pregnancy, teen violence and suicide, and child abuse and neglect.

WY KIDS COUNT is a project of Wyoming PARENT which shares available data about child well-being to raise public awareness about the needs of Wyoming children and families. WY KIDS COUNT produces several solution oriented publications throughout the year. WY KIDS COUNT is funded through grants from the Annie E. Casey Foundation, Wyoming Community Foundation and Vision Graphics.

Wyoming PARENT offers the following services:

- ❖ Leadership - active advocacy, legislative education, partnerships with other organizations, and public awareness of child and family issues;

- ❖ Information and Data Service — a reliable unbiased data source of indicators on the well-being of Wyoming children for policy makers, professionals, and parents;
- ❖ Solution oriented publications — including newsletters, posters, reports and brochures;
- ❖ Clearinghouse — a free lending library of videos, books, brochures, and other information circulated statewide for child care professionals, parents, and early childhood and youth professionals;
- ❖ Public education on child and family issues — through newspaper, radio, and TV media;
- ❖ Co-sponsor presentations and workshops around the state to bring together parents, youth, professionals, and policy makers to create Wyoming solutions.

The Staff:

Robert Caiola, Executive Director

Debra Lee, Kids Count Program Coordinator

Wyoming PARENT*“Leading for Children and Families”***Wyoming PARENT Board of Directors**

Dr. Diane R. Edwards, President
Physician
Developmental Pediatric Services
Casper, WY

Earlene Hastings

Executive Director
Child Development Center of Campbell County
Gillette, WY

Christine A. Wiard, Treasurer
Senior Vice President
First National Bank
Gillette, WY

Representative Jeff Wasserburger

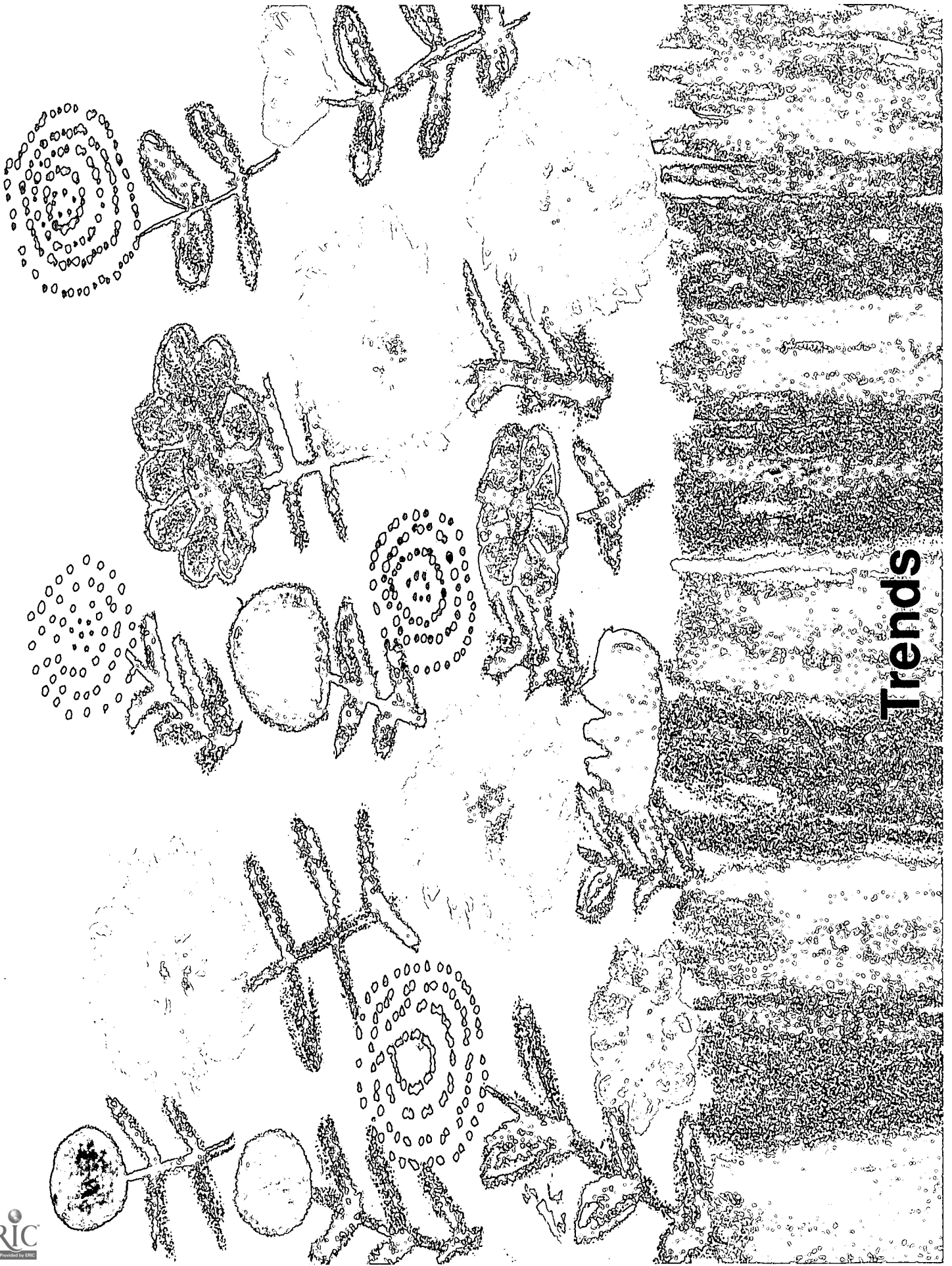
Wyoming House of Representatives
High School Teacher
Gillette, WY

JoAnn Blevens

Deputy Director of Public Health Nursing
State of Wyoming
Cheyenne, WY

Wyoming PARENT
1603 Capitol Avenue
Suite 413
Cheyenne, WY 82001

1.800.400.3999 / 1.307.635.2272
E-Mail: PARENT@WYOMING.COM



Trends

OVERVIEW

The 1997 WY KIDS COUNT Factbook is the fourth annual profile of the well-being of children in Wyoming. The annual Factbook is an important tool for planning and action by community leaders, policy makers, and individuals working to improve the quality of life for all of Wyoming's children.

The 1997 Factbook has been expanded to include detailed information on the status of children by categories of welfare, health, and education.

Welfare & Education & Child Care:

Changing Times in Wyoming

❖ **Welfare reform** has been in place since 1996. The federal welfare payment program is now called TANF (Temporary Assistance for Needy Families). Wyoming has elected to call this program **POWER**. Client eligibility and responsibilities include time limited receipt of payments (5 years), and "pay for performance" requiring able bodied clients to work or go to school and work. The impacts on families and children under welfare reform are unknown. Data are being collected but little analysis by policy makers has been conducted.

❖ **Education reform** – Wyoming's legislature is currently working on restructuring the K-12 education finance system to provide an adequate and equitable education for all of Wyoming's children.

❖ **Day care licensure** is currently being debated by state government, parents, child care providers, and other interested citizens. The 1998 legislative session will also review licensure and consider recommendations to keep licensure with state government, move it to a certified board of directors to manage, and other options.

The 1998 legislative session begins February 9, 1998.

During the session members of the public may leave messages for legislators indicating their support or opposition for a bill or an issue by calling the

VOTER HOTLINE 1-307-777-VOTE.

The Wyoming Legislative Web Site contains session information and bill status. It can be found at:

<http://legisweb.state.wy.us>

Population and Poverty						
	Total Population	Number of Children Under 18	% of Population Under 18	Children Under 18 Below Poverty 1993	All Persons Below Poverty 1993	Number of Children Receiving AFDC June 1996
	1995	1995	1995	1993	1993	1996
Albany	30,980	6,713	22%	16.5%	14.9%	434
Big Horn	11,110	3,171	29%	17.1%	14%	73
Campbell	31,668	10,586	33%	10.2%	8.7%	229
Carbon	16,110	4,448	28%	13.3%	11.2%	227
Converse	11,965	3,614	30%	14.6%	12.1%	210
Crook	5,656	1,725	30%	12.4%	10.3%	25
Fremont	35,710	10,634	30%	24.6%	18.4%	1,648
Goshen	12,627	3,317	26%	24.8%	18.0%	320
Hot Springs	4,567	1,080	24%	15.3%	13.3%	62
Johnson	6,644	1,700	26%	16.2%	12.9%	65
Laramie	78,444	21,493	27%	15.7%	11.5%	1,463
Lincoln	13,918	4,801	34%	10.3%	9.1%	149
Natrona	64,025	17,909	28%	18.0%	13.6%	1,531
Niobrara	2,618	594	23%	20.4%	16.0%	47
Park	25,534	6,834	27%	15.0%	12.2%	343
Platte	8,343	2,250	27%	17.8%	14.0%	126
Sheridan	25,088	6,154	25%	14.4%	11.6%	423
Sublette	5,507	1,464	27%	8.7%	7.9%	45
Sweetwater	40,976	12,772	31%	9.2%	7.7%	566
Teton	13,444	3,485	26%	6.3%	4.8%	34
Uinta	20,087	7,297	36%	11.0%	9.4%	371
Washakie	8,657	2,408	28%	13.7%	11.7%	123
Weston	6,506	1,824	28%	11.0%	9.4%	70
Wyoming	480,184	136,273	28%	14.9%	11.9%	8,584

Population and Poverty


It is estimated that 136,273 children lived in Wyoming during 1995, accounting for 28% of the state's population.

In 1993, 14.9% of our children lived in poverty as did 11.9% of all people in Wyoming.

8,584 children were receiving AFDC benefits during June, 1996.

27.4% of enrolled students qualified for Free and Reduced Lunch school program during the 1996-97 school year. This totals to 27,075 children.

Source: Bureau of the Census, Wyoming Department of Family Services and Wyoming Department of Education.



Education		Number of Students Enrolled 1996	% Eligible for Free and Reduced Lunch Program 1996	% Special Education Students 1996	Drop Out Rate 1995-96
Albany		4,133	36.5%	14.7%	1.74
Big Horn		2,600	33.7%	12.8%	.44 - 2.25
Campbell		7,903	22.1%	9.5%	2.52
Carbon		3,249	26.5%	12.0%	2.78 - 5.31
Converse		2,722	25.4%	11.8%	1.58 - 2.11
Crook		1,294	26.5%	11.0%	1.47
Fremont		7,488	40.0%	13.7%	0 - 9.52
Goshen		2,253	39.3%	13.6%	0.92
Hot Springs		927	39.3%	12.3%	7.00
Johnson		1,349	23.3%	15.3%	1.03
Laramie		14,824	29.0%	11.4%	.64 - 2.85
Lincoln		3,660	17.5%	8.8%	2.28 - 2.52
Natrona		12,885	30.7%	11.5%	6.15
Niobrara		498	33.5%	8.8%	2.79
Park		4,886	20.8%	8.3%	1.16 - 5.37
Platte		1,744	23.6%	12.3%	.72 - 3.31
Sheridan		4,492	28.3%	13.8%	1.77 - 6.06
Sublette		1,296	23.1%	9.3%	.60 - 2.30
Sweetwater		9,168	18.8%	12.9%	4.87 - 6.17
Teton		2,283	5.5%	9.3%	2.83
Uinta		5,758	29.2%	11.9%	1.64 - 5.29
Washakie		1,934	27.8%	14.6%	1.44 - 3.66
Weston		1,431	23.8%	12.7%	0 - 2.99
Wyoming		98,777	27.4%	11.8%	3.73

Education

The legislature is currently reforming K - 12 grade funding. During the 1996-97 school year nearly 99,000 students were enrolled in Wyoming's public schools.

27.4% of the students qualified for the Free or Reduced Lunch Program.

11.8% of enrolled students are classified as "special education students". These children have a learning, behavior or physical disability.

During the '95-'96 school year 1,806 students dropped out of grades 7 through 12. Wyoming's drop out rate for the '95-'96 school year was 3.73 percent. *Note: When there is more than one school district in a county a range of drop out rates is provided.*

Source: Wyoming Department of Education.

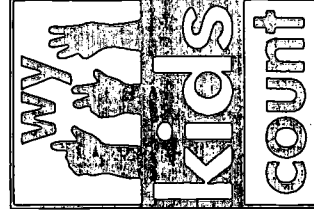
Births by County of Residence		1990	1991	1992	1993	1994	1995	1996
		Albany	431	368	372	389	405	391
Big Horn	157	153	142	154	149	151	152	
Campbell	533	481	490	500	432	435	426	
Carbon	217	180	195	215	180	190	189	
Converse	152	150	143	142	157	167	147	
Crook	89	70	73	68	69	70	72	
Fremont	581	518	531	507	473	461	460	
Goshen	161	155	143	161	124	142	148	
Hot Springs	48	45	57	42	42	47	36	
Johnson	86	68	69	65	85	80	73	
Laramie	1,205	1,222	1,297	1,218	1,194	1,134	1,161	
Lincoln	253	202	190	183	184	188	198	
Natrona	932	955	950	871	950	898	887	
Niobrara	24	25	29	25	34	23	36	
Park	329	308	297	293	270	281	277	
Platte	93	95	91	84	93	84	86	
Sheridan	285	249	323	281	276	259	276	
Sublette	72	63	55	75	78	74	55	
Sweetwater	562	641	576	636	560	522	522	
Teton	211	194	187	162	192	173	164	
Uinta	361	342	338	310	312	331	338	
Washakie	113	131	98	113	91	96	97	
Weston	78	74	73	55	74	57	83	
Yellowstone NP	1	2	1	1	3	7	7	
Wyoming	6,974	6,691	6,720	6,550	6,427	6,261	6,286	

Births

The number of births in Wyoming has declined since 1990. In 1996, 6,286 births were recorded in the state — a decrease of nearly 10% of births in 1990.

Births are recorded by county of residence not place of infant's birth.

Source: Vital Record Statistics, Wyoming Department of Health.



Early Prenatal Care							
% of Births Receiving 1st Trimester Prenatal Care							
	1990	1991	1992	1993	1994	1995	1996
Albany	83.5%	82.6%	82.0%	80.5%	83.0%	90.0%	88.9%
Big Horn	74.5%	78.4%	77.5%	81.8%	79.9%	76.2%	81.6%
Campbell	74.7%	73.4%	74.9%	80.6%	87.5%	86.4%	83.8%
Carbon	75.1%	71.1%	70.8%	71.6%	72.8%	82.1%	77.2%
Converse	84.9%	84.0%	84.6%	83.8%	82.8%	82.6%	78.2%
Crook	77.5%	77.1%	80.8%	77.9%	88.4%	82.9%	86.1%
Fremont	72.8%	72.2%	75.9%	78.5%	78.9%	74.4%	75.7%
Goshen	75.8%	86.5%	76.2%	77.6%	79.0%	73.9%	77.7%
Hot Springs	60.4%	86.7%	89.5%	88.1%	73.8%	95.7%	91.7%
Johnson	77.9%	83.8%	85.5%	92.3%	84.7%	83.8%	89.0%
Laramie	76.3%	76.4%	71.0%	75.9%	77.4%	80.0%	74.0%
Lincoln	76.7%	80.2%	81.1%	85.8%	85.3%	85.6%	85.4%
Natrona	82.1%	84.1%	84.1%	85.0%	84.9%	84.3%	84.6%
Niobrara	83.3%	80.0%	69.0%	76.0%	91.2%	87.0%	86.1%
Park	88.8%	80.2%	88.2%	84.3%	84.4%	86.1%	84.5%
Platte	81.7%	81.1%	83.5%	75.0%	74.2%	64.3%	73.3%
Sheridan	83.5%	81.9%	85.8%	84.3%	89.5%	95.0%	88.0%
Sublette	83.3%	84.1%	81.8%	86.7%	78.2%	79.7%	76.4%
Sweetwater	80.4%	72.5%	78.5%	79.6%	78.8%	79.1%	82.0%
Teton	89.1%	90.2%	84.5%	91.4%	92.2%	91.9%	83.5%
Uinta	82.5%	82.2%	79.0%	83.2%	84.0%	85.2%	83.7%
Washakie	84.1%	75.6%	75.5%	82.3%	82.4%	87.5%	86.6%
Weston	85.9%	79.7%	74.0%	81.8%	90.5%	78.9%	92.8%
Yellowstone NP	100.0%	100.0%	100.0%	100.0%	100.0%	71.4%	100.0%
Wyoming	79.5%	78.7%	78.6%	80.8%	82.1%	82.9%	81.5%

Early Prenatal Care

Women who delay receiving early prenatal care, (care in the first trimester of pregnancy), are at greater health risk for both themselves and their baby.

Timely and comprehensive prenatal care provides an opportunity to screen for and intervene with medical and non-medical conditions. Early detection of medical conditions allows for treatment while non-medical health conditions such as smoking, substance abuse, and nutritional deficiencies can be intervened providing a healthier environmental for the developing child.

Data are reported by place of mother's residence, not place of infant's birth.

Source: Vital Record Statistics, Wyoming Department of Health.

% Births by Mothers Who Smoked During Pregnancy							
	1990	1991	1992	1993	1994	1995	1996
Albany	12.5%	14.7%	9.1%	9.0%	8.4%	11.0%	8.1%
Big Horn	14.6%	15.0%	12.0%	13.6%	18.8%	8.6%	11.8%
Campbell	27.8%	30.8%	27.1%	27.6%	28.2%	26.4%	27.0%
Carbon	20.3%	24.4%	22.6%	19.5%	22.2%	22.1%	20.6%
Converse	26.3%	26.7%	26.6%	23.2%	25.5%	25.7%	25.2%
Crook	27.0%	34.3%	26.0%	16.2%	23.2%	21.4%	12.5%
Fremont	27.0%	30.3%	29.4%	25.4%	24.1%	23.2%	25.9%
Goshen	19.3%	20.0%	16.1%	24.8%	18.5%	16.9%	19.6%
Hot Springs	16.7%	17.8%	22.8%	21.4%	28.6%	17.0%	16.7%
Johnson	17.4%	22.1%	18.8%	26.2%	20.0%	22.5%	24.7%
Laramie	22.2%	21.8%	23.8%	19.6%	17.7%	15.2%	16.0%
Lincoln	14.6%	18.3%	18.9%	15.8%	20.7%	14.4%	11.6%
Natrona	31.3%	30.6%	31.3%	25.3%	26.5%	25.4%	26.6%
Niobrara	41.7%	40.0%	24.1%	36.0%	26.5%	21.7%	19.4%
Park	19.8%	21.1%	14.8%	19.5%	22.2%	12.8%	18.4%
Platte	20.4%	20.0%	16.5%	16.7%	23.7%	16.7%	15.1%
Sheridan	20.4%	23.3%	23.5%	28.5%	19.9%	21.6%	19.9%
Sublette	18.1%	20.6%	36.4%	14.7%	25.6%	21.6%	20.0%
Sweetwater	30.4%	26.7%	26.7%	24.2%	29.8%	26.1%	25.1%
Teton	12.8%	13.9%	13.4%	6.8%	9.9%	11.0%	7.3%
Uinta	22.7%	24.0%	23.7%	22.3%	21.2%	21.8%	25.4%
Washakie	19.5%	16.8%	14.3%	14.2%	14.3%	14.6%	19.6%
Weston	29.5%	31.1%	24.7%	30.9%	23.0%	28.1%	21.7%
Wyoming	23.4%	24.4%	23.6%	21.4%	21.7%	19.8%	20.2%


Births by Mothers Who Smoked During Pregnancy

On average over the past 7 years 22% of Wyoming's mothers smoked during pregnancy. Smoking during pregnancy has been strongly associated with the incidence of low birth-weight babies.

In 1996, 20.2% of Wyoming's babies were born to mothers who smoked during pregnancy.

Data are reported by place of mother's residence, not place of infant's birth. Data are calculated by dividing the number of babies born to mothers who smoked during pregnancy by number of total births.

Source: Vital Record Statistics, Wyoming Department of Health.



% Low Birth-Weight Babies by County Residence	1990						1991						1992						1993						1994						1995						1996																																																																																																																		
	Albany		Big Horn		Campbell		Carbon		Converse		Crook		Fremont		Goshen		Hot Springs		Johnson		Laramie		Lincoln		Natrona		Niobrara		Park		Platte		Sheridan		Sublette		Sweetwater		Teton		Uinta		Washakie		Weston		Wyoming		U. S.																																																																																																						
	7.4	9.5	8.3	8.3	9.3	8.9	8.9	9.4	4.6	4.7	5.6	9.9	9.9	5.7	12.0	3.4	7.7	6.2	7.0	4.3	7.0	5.4	9.6	7.5	6.5	2.1	8.1	5.6	10.6	5.4	14.6	6.7	5.3	16.7	9.5	8.5	2.8	5.8	1.5	4.3	4.6	10.6	3.8	8.2	8.0	7.2	7.8	6.7	10.9	7.3	10.9	5.5	5.9	3.2	8.7	8.2	8.0	8.6	6.9	8.1	8.6	6.5	8.3	7.7	7.9	12.5	8.0	3.4	8.0	5.9	4.3	4.3	5.5	8.1	7.7	7.7	8.2	7.0	2.8	7.5	3.2	4.4	3.6	14.0	6.0	7.0	5.3	4.8	5.3	7.1	6.5	7.7	5.4	5.6	7.9	7.3	12.0	12.8	9.5	7.3	7.5	5.3	8.0	7.9	9.1	8.2	8.4	3.8	4.1	8.0	6.8	8.3	4.0	6.7	13.6	8.5	9.5	10.6	9.9	9.4	10.9	9.7	7.6	5.1	8.0	8.8	6.3	8.2	9.0	5.4	1.4	9.1	8.1	8.8	9.6	7.4	7.0	7.3	7.3	8.8	7.4	8.4	7.0	7.1	7.1	7.2	7.3	7.3	7.3	7.4	7.4

Low Birth-Weight Babies

Wyoming continues to exceed the national average of low birth-weight babies. In 1996, 8.4% of Wyoming's babies were born at weights under 5½ pounds. This compares to 7.4% nationally.

Low birth weight infants are at greater risk to experience long-term disabilities or to die during the first year of life than are babies of normal birth weight.

Prevention of low birth-weight is dependent upon comprehensive prenatal care, smoking cessation, adequate nutrition and adequate maternal weight gain.

Data are reported by place of mother's residence, not place of infant's birth. Data are calculated by dividing the number of low birth-weight babies by number of total births.

Source: Vital Record Statistics, Wyoming Department of Health.

Births to Teens — 15-19 Years of Age

	1990	1991	1992	1993	1994	1995	1996
Albany	7.7%	10.9%	8.3%	10.5%	7.4%	9.2%	8.8%
Big Horn	12.7%	15.7%	13.4%	16.9%	10.7%	15.2%	16.4%
Campbell	15.6%	13.3%	10.4%	14.0%	14.4%	15.4%	12.4%
Carbon	15.2%	16.1%	10.8%	17.7%	20.0%	18.9%	21.2%
Converse	11.8%	17.3%	12.6%	18.3%	20.4%	16.8%	18.4%
Crook	10.1%	8.6%	8.2%	7.4%	18.8%	10.0%	9.7%
Fremont	15.5%	15.3%	14.3%	19.3%	18.2%	20.0%	17.8%
Goshen	12.4%	18.7%	13.3%	14.3%	20.2%	20.4%	13.5%
Hot Springs	18.8%	28.9%	14.0%	11.9%	23.8%	19.1%	22.2%
Johnson	12.8%	14.7%	15.9%	13.8%	14.1%	12.5%	15.1%
Laramie	14.0%	11.1%	12.9%	12.4%	13.0%	13.3%	13.0%
Lincoln	13.4%	16.3%	13.2%	12.6%	16.3%	11.7%	10.6%
Natrona	12.2%	15.2%	14.8%	14.7%	16.3%	16.5%	16.3%
Niobrara	4.2%	20.0%	6.9%	16.0%	5.9%	4.3%	8.3%
Park	15.5%	13.0%	12.1%	10.2%	14.1%	11.0%	10.8%
Platte	12.9%	11.6%	8.8%	9.5%	6.5%	13.1%	12.8%
Sheridan	13.3%	15.7%	15.2%	13.9%	12.3%	14.3%	15.9%
Sublette	6.9%	12.7%	9.1%	9.3%	12.8%	12.2%	5.5%
Sweetwater	15.8%	17.8%	15.6%	13.5%	17.3%	20.5%	16.3%
Teton	5.2%	4.1%	4.3%	5.6%	3.1%	5.2%	8.5%
Uinta	15.5%	13.7%	16.3%	17.4%	18.6%	15.4%	15.7%
Washakie	17.7%	11.5%	17.3%	14.2%	12.1%	15.6%	14.4%
Weston	23.1%	9.5%	19.2%	25.5%	14.9%	14.0%	20.5%
Wyoming	13.5%	13.9%	13.1%	13.9%	14.5%	15.0%	14.3%

Births to Teens

The percentage of babies born to teens is calculated in this table by dividing the number of babies born to teenage girls, age 15-19, by the total number of births. Data are by county of residence.

During 1996 14% of all babies born were born to teenage mothers. Also during this year, 3 babies were born to children under the age of 15.

Teen pregnancy is a very complicated issue which threatens the development of teens and of their babies. According to the Children's Defense Fund, children born to teenagers are more likely to suffer poor health, live in poverty, have learning and behavior problems and eventually become teen parents themselves. On average, 3 out of 5 teen mothers drop out of school.

Source: Vital Record Statistics, Wyoming Department of Health.

Infant Deaths by County of Residence						
	1992	1993	1994	1995	1996	
Albany	3	3	1	4	2	
Big Horn	2	1	-	-	1	
Campbell	5	4	2	2	3	
Carbon	1	4	1	2	2	
Converse	1	1	2	3	1	
Crook	-	-	-	-	-	
Fremont	5	6	4	7	4	
Goshen	2	-	-	2	2	
Hot Springs	-	-	2	-	-	
Johnson	-	-	1	-	-	
Laramie	8	10	9	8	6	
Lincoln	-	-	2	-	2	
Natrona	12	9	3	9	1	
Niobrara	1	-	-	-	-	
Park	2	3	3	3	5	
Platte	1	-	-	-	-	
Sheridan	5	1	4	1	1	
Sublette	1	-	1	1	-	
Sweetwater	6	5	5	2	3	
Teton	-	3	2	-	2	
Uinta	5	2	1	1	3	
Washakie	1	-	1	2	2	
Weston	-	-	-	1	-	
Wyoming	61	52	44	48	40	

Infant Deaths

In 1996, 40 infants, (babies under the age of one), died in Wyoming. Over the past 5 years 245 infants have died, producing an infant mortality rate of 7.6 for every 1,000 live births over the period of 1992-1996.

Infant mortality rates per 1,000 live births in Wyoming have been as follows:

- 1992: 9.1
- 1993: 7.9
- 1994: 6.7
- 1995: 7.7
- 1996: 6.4

Data are recorded by county of residence. Infant mortality rates are calculated by dividing the number of infant deaths by the number of live births and multiplying by 1,000.

Source: Vital Record Statistics, Wyoming Department of Health.



Children with Developmental Disabilities Ages: Birth - 5				
Region	May - '96		May - '97	
	0-2 Years	3-5 Years	0-2 Years	3-5 Years
		Total		Total
1	19	109	26	124
2	19	55	12	67
3	15	49	9	49
4	18	55	21	59
5	21	125	35	144
6	57	147	54	140
7	48	145	38	142
8	23	92	20	80
9	59	122	49	123
10	63	148	49	136
11	20	43	19	53
12	45	164	43	158
13	21	84	19	76
14	21	52	14	63
Total	449	1,390	394	1,414
		1,839		1,822

Children with Developmental Disabilities

Over 1,800 children in Wyoming, ages birth to five years of age, with a developmental disability are being served by local agencies through contracts with the Wyoming Department of Health, Division of Developmental Disabilities.

Regions by County:

- 1 Big Horn, Hot Springs, Park, Washakie
- 2 Johnson, Sheridan
- 3 Crook, Weston
- 4 Sublette
- 5 Lincoln, Uinta
- 6 Fremont
- 7 Sweetwater
- 8 Carbon
- 9 Natrona
- 10 Converse, Goshen, Niobrara, Platte
- 11 Albany
- 12 Laramie
- 13 Campbell
- 14 Wind River Reservation



Source: Wyoming Developmental Preschool Director's Association.


	FY 1991		FY 1994		FY 1996	
	Facilities	Capacity	Facilities	Capacity	Facilities	Capacity
Albany	55	1,430	55	1,516	49	1,483
Big Horn	15	272	30	327	29	316
Campbell	87	974	66	866	65	952
Carbon	34	521	33	479	36	541
Converse	23	343	22	450	32	490
Crook	11	142	6	97	10	127
Fremont	58	942	53	955	60	961
Goshen	28	481	25	446	23	467
Hot Springs	14	191	19	236	13	183
Johnson	13	206	13	241	13	205
Laramie	135	2,937	169	4,232	195	3,957
Lincoln	40	441	30	366	35	448
Natrona	153	2,512	163	2,404	214	3,033
Niobrara	5	61	6	67	6	95
Park	51	793	69	1,099	73	1,130
Platte	9	202	9	263	12	283
Sheridan	60	816	45	892	55	951
Sublette	13	152	15	194	18	202
Sweetwater	42	899	47	846	49	805
Teton	22	528	31	691	24	596
Uinta	43	579	30	502	35	548
Washakie	12	172	17	246	17	278
Weston	11	196	10	182	10	193
Wyoming	934	15,790	963	17,597	1,073	18,244

Certified Day Care Facilities

In total, Wyoming has seen an increase in the number of certified day care facilities over the past few years; however, this is not true for all counties. Some counties have fewer available day care spots than existed in 1994.

Day care licensure is currently being debated by state government, parents, child care providers, and other interested citizens. The 1998 legislative session will also review licensure and consider recommendations to keep licensure with state government, move it to a certified board of directors to manage, and other options.

Source: Wyoming Department of Family Services.



Child Deaths — Ages 1-14							
	1990	1991	1992	1993	1994	1995	1996
Albany	1	-	-	-	-	2	1
Big Horn	-	-	-	3	-	-	-
Campbell	4	4	1	1	5	3	3
Carbon	2	-	2	-	-	1	2
Converse	1	-	1	-	4	-	2
Crook	-	-	-	-	1	1	1
Fremont	2	6	6	4	2	4	3
Goshen	1	1	1	2	-	1	-
Hot Springs	4	-	-	1	-	1	-
Johnson	-	-	-	-	-	1	-
Laramie	4	10	2	2	2	3	5
Lincoln	-	-	1	3	-	1	1
Natrona	1	4	4	1	3	1	3
Niobrara	-	-	1	-	-	-	1
Park	2	2	1	2	3	1	2
Platte	-	-	2	2	-	3	-
Sheridan	3	1	3	1	1	-	4
Sublette	1	-	-	-	-	1	-
Sweetwater	3	3	4	2	2	1	3
Teton	1	1	1	-	1	1	-
Uinta	3	-	4	2	-	3	5
Washakie	-	2	2	-	-	-	-
Weston	-	-	1	1	1	-	-
Wyoming	33	34	37	27	25	29	36


Child Deaths

In 1996 there were 36 deaths of children, age 1-14, recorded in Wyoming. This marks an increase of 7 over 1995 and 11 over 1994.

221 children have died during the period of 1990 through 1996. Most child deaths are from motor vehicle related injuries and other unintentional injuries.

Data are recorded by child's county of residence not of death.

Source: Vital Record Statistics, Wyoming Department of Health.



Teen Violent Deaths		1990	1991	1992	1993	1994	1995	1996
Albany	-	2	5	2	-	1	2	-
Big Horn	-	2	2	1	1	5	-	-
Campbell	1	4	2	1	2	3	3	3
Carbon	2	-	3	1	4	1	2	2
Converse	-	-	-	-	5	1	1	1
Crook	-	-	1	1	-	-	-	-
Fremont	5	8	4	-	3	3	10	-
Goshen	-	1	-	-	-	-	-	-
Hot Springs	-	1	-	-	-	-	-	-
Johnson	-	-	-	-	1	-	-	-
Laramie	6	7	3	3	4	7	5	5
Lincoln	2	2	1	2	3	2	2	2
Natrona	4	3	2	4	1	2	5	-
Niobrara	-	-	1	-	-	-	-	-
Park	-	4	2	5	2	2	3	-
Platte	-	-	-	-	2	-	-	-
Sheridan	2	-	3	6	4	3	1	1
Sublette	-	-	-	-	-	-	-	-
Sweetwater	1	1	9	1	5	4	4	4
Teton	1	-	-	-	-	-	-	-
Uinta	3	3	2	4	3	4	3	3
Washakie	-	-	1	2	2	-	3	3
Weston	-	-	2	1	-	-	-	3
Wyoming	27	38	43	34	42	38	48	48

Teen Violent Deaths


In 1996, 48 teens died violently. Teenage violent death includes death by homicide, suicide and accident for ages 15 to 19.

60% of these deaths in 1996 were due to injuries suffered in motor vehicle accidents.

15% of teen violent deaths were due to suicide.

Data are recorded by place of residence, not place of death.

Source: Vital Record Statistics, Wyoming Department of Health.



Teen Motor Vehicle Deaths									
	1990	1991	1992	1993	1994	1995	1996		
Albany	-	1	2	2	-	1	1		
Big Horn	-	2	2	-	1	2	-		
Campbell	-	2	-	-	2	1	3		
Carbon	-	-	2	-	2	1	1		
Converse	-	-	-	-	4	1	1		
Crook	-	-	1	-	-	-	-		
Fremont	2	7	1	-	1	1	7		
Goshen	-	-	-	-	-	-	-		
Hot Springs	-	-	-	-	-	-	-		
Johnson	-	-	-	-	1	-	-		
Laramie	5	3	2	2	2	3	1		
Lincoln	2	1	1	1	1	-	1		
Natrona	2	1	1	3	1	1	4		
Niobrara	-	-	-	-	-	-	-		
Park	-	-	1	1	-	1	1		
Platte	-	-	-	4	2	-	-		
Sheridan	-	-	1	-	2	3	1		
Sublette	-	-	-	1	-	-	1		
Sweetwater	1	1	5	-	3	3	1		
Teton	-	-	-	3	-	-	-		
Uinta	2	3	1	2	-	2	3		
Washakie	-	-	1	-	2	-	2		
Weston	-	-	2	-	-	-	1		
Wyoming	14	21	23	19	24	20	29		

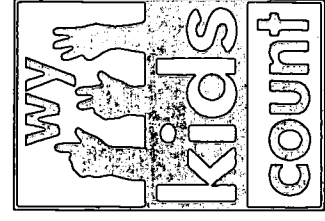
Teen Motor Vehicle Deaths

During 1996, 29 teenagers died from motor vehicle injuries.

150 teenagers have died from injuries suffered from motor vehicle collisions during the years 1990 through 1996. Fremont county, alone, has lost 19 teenagers during this period.

Data are recorded by county of residence, not place of death.

Source: Vital Record Statistics, Wyoming Department of Health.



Teen Suicides		1990	1991	1992	1993	1994	1995	1996
Albany		-	1	3	-	-	-	1
Big Horn		-	-	-	1	-	2	-
Campbell		1	2	1	1	-	1	-
Carbon		1	-	-	1	1	-	1
Converse		-	-	-	-	-	-	-
Crook		-	-	-	1	-	-	-
Fremont		3	1	1	-	-	-	1
Goshen		-	1	-	-	-	-	-
Hot Springs		-	-	-	-	-	-	-
Johnson		-	-	-	-	-	-	-
Laramie		-	3	1	1	-	2	1
Lincoln		-	1	-	1	2	1	1
Natrona		1	2	-	1	-	1	-
Niobrara		-	-	-	-	-	-	-
Park		-	2	1	2	1	-	-
Platte		-	-	-	-	-	-	-
Sheridan		-	-	1	1	1	-	-
Sublette		-	-	-	-	-	-	-
Sweetwater		-	-	2	-	1	1	2
Teton		1	-	-	-	-	-	-
Uinta		1	-	-	-	2	2	-
Washakie		-	-	-	-	-	-	-
Weston		-	-	-	1	-	-	-
Wyoming		8	13	10	11	8	10	7


Teen Suicides

In 1996, 7 teens ended their lives. Teen suicide tragically affects not only the teen but parents, family members, classmates and the community.

Wyoming has lost 67 teens to suicide over the years 1990 through 1996. During this period the annual number of suicides has fluctuated between 13 and 7 teenagers.

Data are recorded by county of residence, not place of death for for teenagers 15-19.

Source: Vital Records Statistics, Wyoming Department of Health.



Juvenile Arrests for Violent Crime							
	1990	1991	1992	1993	1994	1995	1996
Albany	1	1	7	3	5	6	2
Big Horn	4	1	-	-	3	3	-
Campbell	11	11	6	15	11	9	10
Carbon	3	1	1	4	2	9	1
Converse	2	1	4	4	2	-	-
Crook	-	-	-	1	2	-	3
Fremont	2	1	5	9	5	7	3
Goshen	-	-	-	-	2	1	-
Hot Springs	4	-	-	2	-	2	-
Johnson	-	-	-	-	-	-	-
Laramie	4	5	7	10	8	14	21
Lincoln	2	-	-	1	1	1	2
Natrona	21	18	10	21	16	3	6
Niobrara	-	-	-	1	-	-	-
Park	3	2	2	3	4	4	4
Platte	3	-	-	-	-	-	1
Sheridan	-	1	1	5	8	4	10
Sublette	-	-	-	1	-	3	3
Sweetwater	1	2	4	6	2	7	12
Teton	2	4	3	2	5	-	1
Uinta	6	-	-	1	4	4	7
Washakie	-	-	-	-	1	2	7
Weston	-	-	1	-	-	-	-
Wyoming	69	48	51	89	81	79	93
Yearly % Change:		-30%	6%	75%	-9%	-2%	18%


Juvenile Arrests for Violent Crime

Juvenile arrests for violent crime marked an all time high in 1996. 93 juveniles were arrested for crimes of a violent nature which include homicide, forcible rape, robbery and aggravated assault.

During 1996, one juvenile was arrested for homicide, 2 for forcible rape, 13 for robbery, and 77 for aggravated assault.

Data are recorded by arresting agency location. Juveniles are defined as persons below 18 years of age.

Source: State of Wyoming, Office of Attorney General, Division of Criminal Investigation.





Child Care Provider Compensation Study

Wyoming Child Care Center and Home Child Care Provider Compensation, Retention and Preparedness Survey Results

April 1997

Executive Summary

Wyoming PARENT funded through a Child Care & Development Block grant surveyed child care centers and licensed home child care providers in April 1997 to examine the status of the child care profession in Wyoming. The study was designed to capture information that would assist in the factual discussion regarding child care provision issues that affect children, parents and providers. This study should allow policy makers, professional associations and parents the ability to direct the development of positive change to support child care providers and our children.

Highlights of Major Findings

Child Care Center Teaching Staff

- Child care teachers earn average hourly starting wage of \$7.72 up an average of the highest wage of \$9.53. For those teachers in for-profit centers the wages are much lower, \$5.75 per hour to start and \$6.25 per hour as the average highest paid wage.

Non-profit/non government centers report higher earnings of \$7.30 per hour to start and \$8.47 per hour for the highest paid wage. Still government funded or subsidized centers pay the best reporting a starting wage of \$8.78 per hour and the average highest paid teachers earning \$11.35 per hour. The government funded centers contain developmental child care centers and employ therapists which consequently inflate the average wages significantly.

- Thirty two percent of the teachers held a bachelor's degree while 52.4% had completed an associates degree.
- There is a positive relationship between education attainment and wages paid; meaning the higher education the higher the wage. The following table demonstrates wage advancement by education credential.

Teacher Average Wage Comparison by Educational Attainment (1997)

	Starting	Highest	Starting Annual	Highest Annual
ALL	\$7.72	\$9.53	\$16,057	\$19,822
No Secondary Degree	\$6.35	\$7.76	\$13,208	\$16,140
With AS Degree	\$7.27	\$7.95	\$15,121	\$16,536
With BS or Higher	\$8.91	\$11.07	\$18,533	\$23,026

(Note: AS: Associate Degree BS: Bachelor's Degree)

- Benefits for child care center staff are minimal in Wyoming. Only 20% of teachers are offered health insurance, 43% retirement, 77% sick leave, 43% Cost of Living Adjustments (COLA) and 34% merit raises. For teaching assistants only 13% are offered health insurance, 54% retirement, 80% sick leave, 46% merit raises. Government sponsored or funded centers contributed more benefits to staff and held the largest share of teaching assistants.
- Turnover rates for teaching staff averaged 27% and 41% for teaching assistants across all programs. For profit centers reported turnover rates for teachers of 70% and 79% for teaching assistants. Non profit centers reported turnover rates for teachers of 18% and 33% for teaching

assistants and government subsidized centers reported turnover rates of 20% for teachers and 28% for teaching assistants.

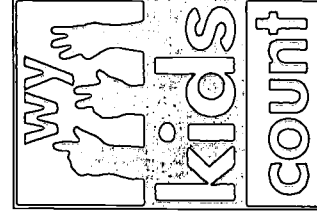

Home Child Care Providers

- Licensed providers earn an average of \$6,400 per year.
- Providers work an average of 11 1/2 hours per day, 5 days per week.
- 82% are open all year and 16% follow the public school schedule. Providers typically close for 15 days per year for holidays and vacations.
- 89% participate in the USDA Child and Adult Care Food Program. The average monthly check received is \$340.
- 43.5% have substitutes on call and pay an average of \$5.45 per hour.
- 19% have paid regular assistants at an average wage of \$4.70 per hour. Assistants usually work 16 hours per week and 57% of the assistants are family members.
- 46.1% offer transportation, mostly for field trips or emergencies.

- 46% carry day care liability insurance.
 - 61% have health insurance.
 - 19% have a retirement account such as an IRA, SEP or Keogh fund.
 - Average age of the home provider is 38.7 years.
 - Providers have been operating as a business for an average of 7.4 years ranging from just a few months to 30 years.
 - Full time fees for infant care average \$290 per month and \$272 per month for children older than infant age.
- For 1996 the following averages were reported:

Gross Income:	\$ 15,465
Expenses:	\$ 7,944
Business Use of Home:	\$ 2,849
Net Income:	\$ 6,440
 - Provider highest level of education is reported to be:

Some High School	1.7%
GED or HS Diploma	31.3%
Some College	33.9%
Vocational Diploma	5.9%
Associate's Degree	12.2%
Bachelor's Degree	13.9%



State and County Profiles

Demographics

Total Population: 1995 480,184
 Number of Children Under 18: 1995 136,273
 % Population Under 18: 1995 28%
 Children 18 Below Poverty: 1990 14.1%
 Children 18 Below Poverty: 1993 14.9%
 Families Below Poverty: 1990 9.3%
 Number of Children Receiving AFDC, June 1996 8,584

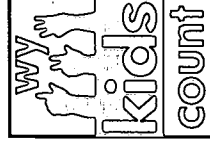
Education: School Year 1995-96

Enrolled Students Enrolled K-12 98,777
 % Children Eligible for Free or Reduced Lunch 27.4%
 % Special Education Students 11.8%
 Drop Outs Grades 7-12 1,806
 Drop Out Rate 3.73

Wyoming's Children

Wyoming PARENT
 1603 Capitol Avenue
 Suite 413
 Cheyenne, WY 82001

1.800.400.3999
 1.307.635.2272



	1990	1991	1992	1993	1994	1995	1996
Birth Indicators							
Number of Births	6,974	6,691	6,720	6,550	6,427	6,261	6,286
% Receiving Early Prenatal Care	79.5%	78.7%	78.6%	80.8%	82.1%	82.9%	81.5%
% Low Birth-Weight Babies	7.4%	7.0%	7.3%	7.3%	8.8%	7.4%	8.4%
% Births to Teens	25.6%	20.3%	23.3%	29.1%	14.9%	26.3%	16.9%
Number of Teen Births	944	928	877	910	935	937	899
% Births by Mothers Who Smoked During Pregnancy	23.4%	24.4%	23.6%	21.4%	21.7%	19.8%	20.2%
Infant Deaths	60	52	61	52	44	48	40
Child Well-Being							
Child Deaths (Ages 1-14)	1990 33	1991 34	1992 37	1993 27	1994 25	1995 29	1996 36
Teen Violent Deaths	27	38	43	34	42	38	48
Teen Motor Vehicle Deaths	14	21	23	19	24	20	29
Teen Suicides	8	13	10	11	8	10	7
Juvenile Arrests for Violent Crime	69	48	51	89	81	79	93

Demographics

Total Population: 1995 30,980
 Number of Children Under 18: 1995 6,713
 % Population Under 18: 1995 22.0%
 Children 18 Below Poverty: 1990 15.2%
 Children 18 Below Poverty: 1993 16.5%
 Families Below Poverty: 1990 10.4%
 Number of Children Receiving AFDC, June 1996 434

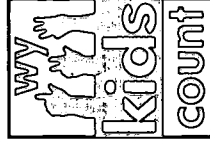
Education: School Year 1995-96

Enrolled Students Enrolled K-12 4,133
 % Children Eligible for Free or Reduced Lunch 36.5%
 % Special Education Students 14.7%
 Drop Outs Grades 7-12 34
 Drop Out Rate 1.74

Albany County's Children

Wyoming PARENT
 1603 Capitol Avenue
 Suite 413
 Cheyenne, WY 82001

1.800.400.3999
 1.307.635.2272



	1990	1991	1992	1993	1994	1995	1996
Birth Indicators							
Number of Births	431	368	372	389	405	391	396
% Receiving Early Prenatal Care	83.5%	82.6%	82.0%	80.5%	83.0%	90.0%	88.9%
% Low Birth-Weight Babies	7.4%	9.5%	8.3%	9.3%	8.9%	9.5%	10.4%
% Births to Teens	7.7%	10.9%	8.3%	10.5%	7.4%	9.2%	8.8%
Number of Teen Births	33	40	31	41	30	36	35
% Births by Mothers Who Smoked During Pregnancy	12.5%	14.7%	9.1%	9.0%	8.4%	11.0%	8.1%
Infant Deaths	3	1	3	3	1	4	2
Child Well-Being							
Child Deaths (Ages 1-14)	1	-	-	-	-	2	1
Teen Violent Deaths	-	2	5	2	-	1	2
Teen Motor Vehicle Deaths	-	1	2	2	-	1	1
Teen Suicides	-	1	3	-	-	-	1
Juvenile Arrests for Violent Crime	1	1	7	3	5	6	2

Demographics

Total Population: 1995 11,110
 Number of Children Under 18: 1995 3,171
 % Population Under 18: 1995 29.0%
 Children 18 Below Poverty: 1990 21.5%
 Children 18 Below Poverty: 1993 17.1%
 Families Below Poverty: 1990 12.5%
 Number of Children Receiving AFDC, June 1996 73

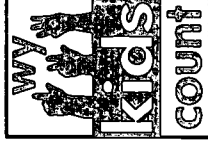
Education: School Year 1995-96

Enrolled Students Enrolled K-12 2,600
 % Children Eligible for Free or Reduced Lunch 33.7%
 % Special Education Students 12.8%
 Drop Outs Grades 7-12 24
 Drop Out Rate .44 - 2.25

Big Horn County's Children

Wyoming PARENT
 1603 Capitol Avenue
 Suite 413
 Cheyenne, WY 82001

1.800.400.3999
 1.307.635.2272



	1990	1991	1992	1993	1994	1995	1996
Birth Indicators							
Number of Births	157	153	142	154	149	151	152
% Receiving Early Prenatal Care	74.5%	78.4%	77.5%	81.8%	79.9%	76.2%	81.6%
% Low Birth-Weight Babies	3.2%	6.5%	6.3%	2.6%	9.4%	4.6%	4.6%
% Births to Teens	12.7%	15.7%	13.4%	16.9%	10.7%	15.2%	16.4%
Number of Teen Births	20	24	19	26	16	23	25
% Births by Mothers Who Smoked During Pregnancy	14.6%	15.0%	12.0%	13.6%	18.8%	8.6%	11.8%
Infant Deaths	2	1	2	1	-	-	1
Child Well-Being							
Child Deaths (Ages 1-14)	-	-	-	3	-	-	-
Teen Violent Deaths	-	2	2	1	1	5	-
Teen Motor Vehicle Deaths	-	2	2	-	1	2	-
Teen Suicides	-	-	-	1	-	2	-
Juvenile Arrests for Violent Crime	4	1	-	-	3	3	-

Demographics

Total Population: 1995 31,668
 Number of Children Under 18: 1995 10,586
 % Population Under 18: 1995 33.0%
 Children 18 Below Poverty: 1990 9.5%
 Children 18 Below Poverty: 1993 10.2%
 Families Below Poverty: 1990 7.0%
 Number of Children Receiving AFDC, June 1996 229

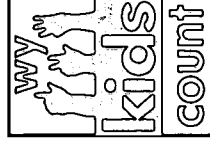
Education: School Year 1995-96

Enrolled Students Enrolled K-12 7,903
 % Children Eligible for Free or Reduced Lunch 22.1%
 % Special Education Students 9.5%
 Drop Outs Grades 7-12 97
 Drop Out Rate 2.52

Campbell County's Children

Wyoming PARENT
 1603 Capitol Avenue
 Suite 413
 Cheyenne, WY 82001

1.800.400.3999
 1.307.635.2272



	1990	1991	1992	1993	1994	1995	1996
Birth Indicators							
Number of Births	533	481	490	500	432	435	426
% Receiving Early Prenatal Care	74.7%	73.4%	74.9%	80.6%	87.5%	86.4%	83.8%
% Low Birth-Weight Babies	6.8%	8.5%	6.3%	8.0%	8.6%	7.6%	6.1%
% Births to Teens	15.6%	13.3%	10.4%	14.0%	14.4%	15.4%	12.4%
Number of Teen Births	83	64	51	70	62	67	53
% Births by Mothers Who Smoked During Pregnancy	27.8%	30.8%	27.1%	27.6%	28.2%	26.4%	27.0%
Infant Deaths	2	6	5	4	2	2	3
Child Well-Being							
Child Deaths (Ages 1-14)	4	4	1	1	5	3	3
Teen Violent Deaths	1	4	2	1	2	3	3
Teen Motor Vehicle Deaths	-	2	-	-	2	1	3
Teen Suicides	1	2	1	1	-	1	-
Juvenile Arrests for Violent Crime	11	11	6	15	11	9	10

Demographics

Total Population: 1995 16,110
 Number of Children Under 18: 1995 4,448
 % Population Under 18: 1995 28.0%
 Children 18 Below Poverty: 1990 11.8%
 Children 18 Below Poverty: 1993 13.3%
 Families Below Poverty: 1990 8.8%
 Number of Children Receiving AFDC, June 1996 860

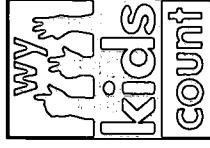
Education: School Year 1995-96

Enrolled Students Enrolled K-12 3,249
 % Children Eligible for Free or Reduced Lunch 26.5%
 % Special Education Students 12.0%
 Drop Outs Grades 7-12 76
 Drop Out Rate 2.78 - 5.31

Carbon County's Children

Wyoming PARENT
 1603 Capitol Avenue
 Suite 413
 Cheyenne, WY 82001

1.800.400.3999
 1.307.635.2272



	1990	1991	1992	1993	1994	1995	1996
Birth Indicators							
Number of Births	217	180	195	215	180	190	189
% Receiving Early Prenatal Care	75.1%	71.1%	70.8%	71.6%	72.8%	82.1%	77.2%
% Low Birth-Weight Babies	8.3%	9.4%	11.8%	6.5%	9.4%	7.9%	7.4%
% Births to Teens	15.2%	16.1%	10.8%	17.7%	20.0%	18.9%	21.2%
Number of Teen Births	33	29	21	38	36	36	40
% Births by Mothers Who Smoked During Pregnancy	20.3%	24.4%	22.6%	19.5%	22.2%	22.1%	20.6%
Infant Deaths	-	1	1	4	1	2	2
Child Well-Being							
Child Deaths (Ages 1-14)	1990 2	1991 -	1992 2	1993 -	1994 -	1995 1	1996 2
Teen Violent Deaths	2	-	3	1	4	1	2
Teen Motor Vehicle Deaths	-	-	2	-	2	1	1
Teen Suicides	1	-	-	1	1	-	1
Juvenile Arrests for Violent Crime	3	1	1	4	2	9	1

Demographics

Total Population: 1995 11,965
 Number of Children Under 18: 1995 3,614
 % Population Under 18: 1995 30.0%
 Children 18 Below Poverty: 1990 14.5%
 Children 18 Below Poverty: 1993 14.6%
 Families Below Poverty: 1990 9.5%
 Number of Children Receiving AFDC, June 1996 210

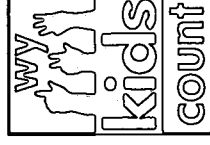
Education: School Year 1995-96

Enrolled Students Enrolled K-12 2,722
 % Children Eligible for Free or Reduced Lunch 25.4%
 % Special Education Students 11.8%
 Drop Outs Grades 7-12 23
 Drop Out Rate 1.58 - 2.11

Converse County's Children

Wyoming PARENT
 1603 Capitol Avenue
 Suite 413
 Cheyenne, WY 82001

1.800.400.3999
 1.307.635.2272



	1990	1991	1992	1993	1994	1995	1996
Birth Indicators							
Number of Births	152	150	143	142	157	167	147
% Receiving Early Prenatal Care	84.9%	84.0%	84.5%	83.8%	82.8%	82.6%	78.2%
% Low Birth-Weight Babies	4.6%	4.7%	5.6%	9.9%	5.7%	12.0%	3.4%
% Births to Teens	11.8%	17.3%	12.6%	18.3%	20.4%	16.8%	18.4%
Number of Teen Births	18	26	18	26	32	28	27
% Births by Mothers Who Smoked During Pregnancy	26.3%	26.7%	26.6%	23.2%	25.5%	25.7%	25.2%
Infant Deaths	1	2	1	1	2	3	1
Child Well-Being							
Child Deaths (Ages 1-14)	1	-	1	-	4	-	2
Teen Violent Deaths	-	-	-	-	5	1	1
Teen Motor Vehicle Deaths	-	-	-	-	4	1	1
Teen Suicides	-	-	-	-	-	-	-
Juvenile Arrests for Violent Crime	2	1	4	4	2	-	-

Demographics

Total Population: 1995 5,656
 Number of Children Under 18: 1995 1,725
 % Population Under 18: 1995 30.0%
 Children 18 Below Poverty: 1990 16.8%
 Children 18 Below Poverty: 1993 12.4%
 Families Below Poverty: 1990 11.0%
 Number of Children Receiving AFDC, June 1996 25

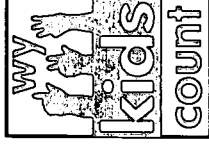
Education: School Year 1995-96

Enrolled Students Enrolled K-12 1,294
 % Children Eligible for Free or Reduced Lunch 26.5%
 % Special Education Students 11.0%
 Drop Outs Grades 7-12 10
 Drop Out Rate 1.47

Crook County's Children

Wyoming PARENT
 1603 Capitol Avenue
 Suite 413
 Cheyenne, WY 82001

1.800.400.3999
 1.307.635.2272



	1990	1991	1992	1993	1994	1995	1996
Birth Indicators							
Number of Births	89	70	73	68	69	70	72
% Receiving Early Prenatal Care	77.5%	77.1%	80.8%	77.9%	88.4%	82.9%	86.1%
% Low Birth-Weight Babies	9.0%	4.3%	9.6%	2.9%	1.4%	7.1%	2.8%
% Births to Teens	10.1%	8.6%	8.2%	7.4%	18.8%	10.0%	9.7%
Number of Teen Births	9	6	6	5	13	7	7
% Births by Mothers Who Smoked During Pregnancy	27.0%	34.3%	26.0%	16.2%	23.2%	21.4%	12.5%
Infant Deaths	-	-	-	-	-	-	-
Child Well-Being							
Child Deaths (Ages 1-14)	1990	1991	1992	1993	1994	1995	1996
Teen Violent Deaths	-	-	-	-	1	1	1
Teen Motor Vehicle Deaths	-	-	1	1	-	-	-
Teen Suicides	-	-	-	-	-	-	-
Juvenile Arrests for Violent Crime	-	-	-	1	2	-	3

Demographics

Total Population: 1995 35,710
 Number of Children Under 18: 1995 10,634
 % Population Under 18: 1995 30.0%
 Children 18 Below Poverty: 1990 25.9%
 Children 18 Below Poverty: 1993 24.6%
 Families Below Poverty: 1990 15.6%
 Number of Children Receiving AFDC, June 1996 1,648

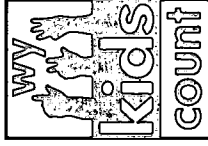
Education: School Year 1995-96

Enrolled Students Enrolled K-12 7,488
 % Children Eligible for Free or Reduced Lunch 40.0%
 % Special Education Students 13.7%
 Drop Outs Grades 7-12 190
 Drop Out Rate 0 - 9.52

Fremont County's Children

Wyoming PARENT
 1603 Capitol Avenue
 Suite 413
 Cheyenne, WY 82001

1.800.400.3999
 1.307.635.2272



	1990	1991	1992	1993	1994	1995	1996
Birth Indicators							
Number of Births	581	518	531	507	473	461	460
% Receiving Early Prenatal Care	72.8%	72.2%	75.9%	78.5%	78.9%	74.4%	75.7%
% Low Birth-Weight Babies	7.7%	6.2%	7.0%	4.3%	7.0%	5.4%	9.6%
% Births to Teens	15.5%	15.3%	14.3%	19.3%	18.2%	20.0%	17.8%
Number of Teen Births	90	79	76	98	86	92	82
% Births by Mothers Who Smoked During Pregnancy	27.0%	30.3%	29.4%	25.4%	24.1%	23.2%	25.9%
Infant Deaths	5	5	5	6	4	7	4
Child Well-Being							
Child Deaths (Ages 1-14)	2	6	6	4	2	4	3
Teen Violent Deaths	5	8	4	-	3	3	10
Teen Motor Vehicle Deaths	2	7	1	-	1	1	7
Teen Suicides	3	1	1	-	-	-	1
Juvenile Arrests for Violent Crime	2	1	5	9	5	7	3

Demographics

Total Population: 1995 12,627
 Number of Children Under 18: 1995 3,317
 % Population Under 18: 1995 26.0%
 Children 18 Below Poverty: 1990 26.4%
 Children 18 Below Poverty: 1993 24.8%
 Families Below Poverty: 1990 13.5%
 Number of Children Receiving AFDC, June 1996 320

Education: School Year 1995-96

Enrolled Students Enrolled K-12 2,253
 % Children Eligible for Free or Reduced Lunch 39.3%
 % Special Education Students 13.6%
 Drop Outs Grades 7-12 10
 Drop Out Rate 0.92

Birth Indicators

Number of Births	1990	1991	1992	1993	1994	1995	1996
% Receiving Early Prenatal Care	75.8%	86.5%	76.2%	77.6%	79.0%	73.9%	77.7%
% Low Birth-Weight Babies	7.5%	6.5%	2.1%	8.1%	5.6%	10.6%	5.4%
% Births to Teens	12.4%	18.7%	13.3%	14.3%	20.2%	20.4%	13.5%
Number of Teen Births	20	29	19	23	25	29	20
% Births by Mothers Who Smoked During Pregnancy	19.3%	20.0%	16.1%	24.8%	18.5%	16.9%	19.6%
Infant Deaths	3	-	2	-	-	2	2

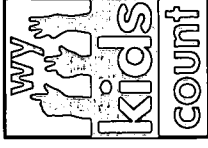
Child Well-Being

Child Deaths (Ages 1-14)	1990	1991	1992	1993	1994	1995	1996
Teen Violent Deaths	1	1	1	2	-	1	-
Teen Motor Vehicle Deaths	-	1	-	-	-	-	-
Teen Suicides	-	1	-	-	-	-	-
Juvenile Arrests for Violent Crime	-	-	-	-	2	1	-

Goshen County's Children

Wyoming PARENT
 1603 Capitol Avenue
 Suite 413
 Cheyenne, WY 82001

1.800.400.3999
 1.307.635.2272



Demographics

Total Population: 1995 4,567
 Number of Children Under 18: 1995 1,080
 % Population Under 18: 1995 24.0%
 Children 18 Below Poverty: 1990 10.5%
 Children 18 Below Poverty: 1993 15.3%
 Families Below Poverty: 1990 6.4%
 Number of Children Receiving AFDC, June 1996 62

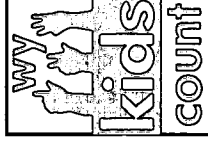
Education: School Year 1995-96

Enrolled Students Enrolled K-12 927
 % Children Eligible for Free or Reduced Lunch 39.3%
 % Special Education Students 12.3%
 Drop Outs Grades 7-12 31
 Drop Out Rate 7.0

Hot Springs County's Children

Wyoming PARENT
 1603 Capitol Avenue
 Suite 413
 Cheyenne, WY 82001

1.800.400.3999
 1.307.635.2272



	1990	1991	1992	1993	1994	1995	1996
Birth Indicators							
Number of Births	48	45	57	42	42	47	36
% Receiving Early Prenatal Care	60.4%	86.7%	89.5%	88.1%	73.8%	95.7%	91.7%
% Low Birth-Weight Babies	14.6%	6.7%	5.3%	16.7%	9.5%	8.5%	2.8%
% Births to Teens	18.8%	28.9%	14.0%	11.9%	23.8%	19.1%	22.2%
Number of Teen Births	9	13	8	5	10	9	8
% Births by Mothers Who Smoked During Pregnancy	16.7%	17.8%	22.8%	21.4%	28.6%	17.0%	16.7%
Infant Deaths	1	1	-	-	2	-	-
Child Well-Being							
Child Deaths (Ages 1-14)	4	-	-	1	-	1	-
Teen Violent Deaths	-	1	-	-	-	-	-
Teen Motor Vehicle Deaths	-	-	-	-	-	-	-
Teen Suicides	-	-	-	-	-	-	-
Juvenile Arrests for Violent Crime	4	-	-	2	-	2	-

Demographics

Total Population: 1995 6,644
 Number of Children Under 18: 1995 1,700
 % Population Under 18: 1995 26.0%
 Children 18 Below Poverty: 1990 14.7%
 Children 18 Below Poverty: 1993 16.2%
 Families Below Poverty: 1990 9.6%
 *Number of Children Receiving AFDC, June 1996 65

Education: School Year 1995-96

Enrolled Students Enrolled K-12 1,349
 % Children Eligible for Free or Reduced Lunch 23.3%
 % Special Education Students 15.3%
 Drop Outs Grades 7-12 7
 Drop Out Rate 1.03

Johnson County's Children

Wyoming PARENT
 1603 Capitol Avenue
 Suite 413
 Cheyenne, WY 82001

1.800.400.3999
 1.307.635.2272



	1990	1991	1992	1993	1994	1995	1996
Birth Indicators							
Number of Births	86	68	69	65	85	80	73
% Receiving Early Prenatal Care	77.9%	83.8%	85.5%	92.3%	84.7%	83.8%	89.0%
% Low Birth-Weight Babies	5.8%	1.5%	4.3%	4.6%	10.6%	3.8%	8.2%
% Births to Teens	12.8%	14.7%	15.9%	13.8%	14.1%	12.5%	15.1%
Number of Teen Births	1	10	11	9	12	10	11
% Births by Mothers Who Smoked During Pregnancy	17.4%	22.1%	18.8%	26.2%	20.0%	22.5%	24.7%
Infant Deaths	-	-	-	-	1	-	-
Child Well-Being							
Child Deaths (Ages 1-14)	1990	1991	1992	1993	1994	1995	1996
Teen Violent Deaths	-	-	-	-	-	1	-
Teen Motor Vehicle Deaths	-	-	-	-	1	-	-
Teen Suicides	-	-	-	-	-	-	-
Juvenile Arrests for Violent Crime	-	-	-	-	-	-	-

Demographics

Total Population: 1995 78,444
 Number of Children Under 18: 1995 21,493
 % Population Under 18: 1995 27.0%
 Children 18 Below Poverty: 1990 10.6%
 Children 18 Below Poverty: 1993 15.7%
 Families Below Poverty: 1990 8.8%
 Number of Children Receiving AFDC, June 1996 1,463

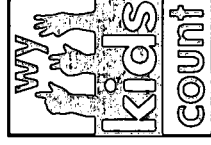
Education: School Year 1995-96

Enrolled Students Enrolled K-12 14,824
 % Children Eligible for Free or Reduced Lunch 29.0%
 % Special Education Students 11.4%
 Drop Outs Grades 7-12 181
 Drop Out Rate .64 - 2.85

Laramie County's Children

Wyoming PARENT
 1603 Capitol Avenue
 Suite 413
 Cheyenne, WY 82001

1.800.400.3999
 1.307.635.2272



	1990	1991	1992	1993	1994	1995	1996
Birth Indicators							
Number of Births	1,205	1,222	1,297	1,218	1,194	1,134	1,161
% Receiving Early Prenatal Care	76.3%	76.4%	71.0%	75.9%	77.4%	80.0%	74.0%
% Low Birth-Weight Babies	8.0%	7.2%	7.8%	6.7%	10.9%	7.3%	10.9%
% Births to Teens	14.0%	11.1%	12.9%	12.4%	13.0%	13.3%	13.0%
Number of Teen Births	169	136	167	151	155	151	151
% Births by Mothers Who Smoked During Pregnancy	22.2%	21.8%	23.8%	19.6%	17.7%	15.2%	16.0%
Infant Deaths	12	12	8	10	9	8	6
Child Well-Being							
Child Deaths (Ages 1-14)	4	10	2	2	2	3	5
Teen Violent Deaths	6	7	3	3	4	7	5
Teen Motor Vehicle Deaths	5	3	2	2	2	3	1
Teen Suicides	-	3	1	1	-	2	1
Juvenile Arrests for Violent Crime	4	5	7	10	8	14	21

Demographics

Total Population: 1995 13,918
 Number of Children Under 18: 1995 4,801
 % Population Under 18: 1995 34.0%
 Children 18 Below Poverty: 1990 11.9%
 Children 18 Below Poverty: 1993 10.3%
 Families Below Poverty: 1990 9.3%
 Number of Children Receiving AFDC, June 1996 149

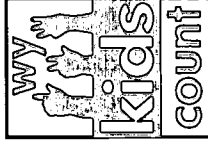
Education: School Year 1995-96

Enrolled Students Enrolled K-12 3,660
 % Children Eligible for Free or Reduced Lunch 17.5%
 % Special Education Students 8.8%
 Drop Outs Grades 7-12 45
 Drop Out Rate 2.28 - 2.52

Lincoln County's Children

Wyoming PARENT
 1603 Capitol Avenue
 Suite 413
 Cheyenne, WY 82001

1.800.400.3999
 1.307.635.2272



	1990	1991	1992	1993	1994	1995	1996
Birth Indicators							
Number of Births	253	202	190	183	184	188	198
% Receiving Early Prenatal Care	76.7%	80.2%	81.1%	85.8%	85.3%	85.6%	85.4%
% Low Birth-Weight Babies	5.5%	5.9%	3.2%	8.7%	8.2%	8.0%	8.6%
% Births to Teens	13.4%	16.3%	13.2%	12.6%	16.3%	11.7%	10.6%
Number of Teen Births	34	33	25	23	30	22	21
% Births by Mothers Who Smoked During Pregnancy	14.6%	18.3%	18.9%	15.8%	20.7%	14.4%	11.6%
Infant Deaths	4	2	-	-	2	-	2
Child Well-Being							
Child Deaths (Ages 1-14)	-	-	1	3	-	1	1
Teen Violent Deaths	2	2	1	2	3	2	2
Teen Motor Vehicle Deaths	2	1	1	1	1	-	1
Teen Suicides	-	1	-	1	2	1	1
Juvenile Arrests for Violent Crime	2	-	-	1	1	1	2

Demographics

Total Population: 1995 64,025
 Number of Children Under 18: 1995 17,909
 % Population Under 18: 1995 28.0%
 Children 18 Below Poverty: 1990 15.5%
 Children 18 Below Poverty: 1993 18.0%
 Families Below Poverty: 1990 9.8%
 Number of Children Receiving AFDC, June 1996 1,531


Education: School Year 1995-96

Enrolled Students Enrolled K-12 12,885
 % Children Eligible for Free or Reduced Lunch 30.7%
 % Special Education Students 11.5%
 Drop Outs Grades 7-12 387
 Drop Out Rate 6.15

Natrona County's Children

Wyoming PARENT
 1603 Capitol Avenue
 Suite 413
 Cheyenne, WY 82001

1.800.400.3999
 1.307.635.2272



	1990	1991	1992	1993	1994	1995	1996
Birth Indicators							
Number of Births	932	955	950	871	950	898	887
% Receiving Early Prenatal Care	82.1%	84.1%	84.1%	85.0%	84.9%	84.3%	84.6%
% Low Birth-Weight Babies	6.9%	8.1%	8.6%	6.5%	8.3%	7.7%	7.9%
% Births to Teens	12.2%	15.2%	14.8%	14.7%	16.3%	16.5%	16.3%
Number of Teen Births	114	145	141	128	155	148	145
% Births by Mothers Who Smoked During Pregnancy	31.3%	30.6%	31.3%	25.3%	26.5%	25.4%	26.6%
Infant Deaths	10	7	12	9	3	9	1
Child Well-Being							
Child Deaths (Ages 1-14)	1	4	4	1	3	1	3
Teen Violent Deaths	4	3	2	4	1	2	5
Teen Motor Vehicle Deaths	2	1	1	3	1	1	4
Teen Suicides	1	2	-	1	-	1	-
Juvenile Arrests for Violent Crime	21	18	10	21	16	3	6

Demographics

Total Population: 1995 2,618
 Number of Children Under 18: 1995 594
 % Population Under 18: 1995 23.0%
 Children 18 Below Poverty: 1990 26.7%
 Children 18 Below Poverty: 1993 20.4%
 Families Below Poverty: 1990 13.4%
 Number of Children Receiving AFDC, June 1996 47

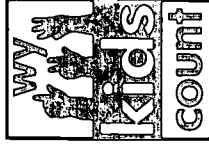
Education: School Year 1995-96

Enrolled Students Enrolled K-12 498
 % Children Eligible for Free or Reduced Lunch 33.5%
 % Special Education Students 8.8%
 Drop Outs Grades 7-12 7
 Drop Out Rate 2.76

Niobrara County's Children

Wyoming PARENT
 1603 Capitol Avenue
 Suite 413
 Cheyenne, WY 82001

1.800.400.3999
 1.307.635.2272



	1990	1991	1992	1993	1994	1995	1996
Birth Indicators							
Number of Births	24	25	29	25	34	23	36
% Receiving Early Prenatal Care	83.3%	80.0%	69.0%	76.0%	91.2%	87.0%	86.1%
% Low Birth-Weight Babies	12.5%	8.0%	3.4%	8.0%	5.9%	4.3%	16.7%
% Births to Teens	4.2%	20.0%	6.9%	16.0%	5.9%	4.3%	8.3%
Number of Teen Births	1	5	2	4	2	1	3
% Births by Mothers Who Smoked During Pregnancy	41.7%	40.0%	24.1%	36.0%	26.5%	21.7%	19.4%
Infant Deaths	-	-	1	-	-	-	-
Child Well-Being							
Child Deaths (Ages 1-14)	1990	1991	1992	1993	1994	1995	1996
Teen Violent Deaths	-	-	1	-	-	-	1
Teen Motor Vehicle Deaths	-	-	1	-	-	-	-
Teen Suicides	-	-	-	-	-	-	-
Juvenile Arrests for Violent Crime	-	-	-	1	-	-	-

Demographics

Total Population: 1995 25,534
 Number of Children Under 18: 1995 6,834
 % Population Under 18: 1995 27.0%
 Children 18 Below Poverty: 1990 10.7%
 Children 18 Below Poverty: 1993 15.0%
 Families Below Poverty: 1990 7.3%
 Number of Children Receiving AFDC, June 1996 343

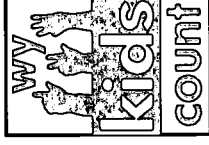
Education: School Year 1995-96

Enrolled Students Enrolled K-12 4,886
 % Children Eligible for Free or Reduced Lunch 20.8%
 % Special Education Students 8.3%
 Drop Outs Grades 7-12 91
 Drop Out Rate 1.16 - 5.37

Park County's Children

Wyoming PARENT
 1603 Capitol Avenue
 Suite 413
 Cheyenne, WY 82001

1.800.400.3999
 1.307.635.2272



	1990	1991	1992	1993	1994	1995	1996
Birth Indicators							
Number of Births	329	308	297	293	270	281	277
% Receiving Early Prenatal Care	88.8%	80.2%	88.2%	84.3%	84.4%	86.1%	84.5%
% Low Birth-Weight Babies	5.5%	8.1%	7.7%	8.2%	7.0%	2.8%	8.7%
% Births to Teens	15.5%	13.0%	12.1%	10.2%	14.1%	11.0%	10.8%
Number of Teen Births	51	40	36	30	38	31	30
% Births by Mothers Who Smoked During Pregnancy	19.8%	21.1%	14.8%	19.5%	22.2%	12.8%	18.4%
Infant Deaths	3	3	2	3	3	3	5
Child Well-Being							
Child Deaths (Ages 1-14)	2	2	1	2	3	1	2
Teen Violent Deaths	-	4	2	5	2	2	3
Teen Motor Vehicle Deaths	-	-	1	1	-	1	1
Teen Suicides	-	2	1	2	1	-	-
Juvenile Arrests for Violent Crime	3	2	2	3	4	4	4

Demographics

Total Population: 1995 8,343
 Number of Children Under 18: 1995 2,250
 % Population Under 18: 1995 27.0%
 Children 18 Below Poverty: 1990 20.7%
 Children 18 Below Poverty: 1993 17.8%
 Families Below Poverty: 1990 12.5%
 Number of Children Receiving AFDC, June 1996 126


Education: School Year 1995-96

Enrolled Students Enrolled K-12 1,744
 % Children Eligible for Free or Reduced Lunch 23.6%
 % Special Education Students 12.3%
 Drop Outs Grades 7-12 25
 Drop Out Rate .72 - 3.31

Platte County's Children

Wyoming PARENT
 1603 Capitol Avenue
 Suite 413
 Cheyenne, WY 82001

1.800.400.3999
 1.307.635.2272



	1990	1991	1992	1993	1994	1995	1996
Birth Indicators							
Number of Births	93	95	91	84	93	84	86
% Receiving Early Prenatal Care	81.7%	81.1%	83.5%	75.0%	74.2%	64.3%	73.3%
% Low Birth-Weight Babies	7.5%	3.2%	4.4%	3.6%	14.0%	6.0%	7.0%
% Births to Teens	12.9%	11.6%	8.8%	9.5%	6.5%	13.1%	12.8%
Number of Teen Births	12	11	8	8	6	11	11
% Births by Mothers Who Smoked During Pregnancy	20.4%	20.0%	16.5%	16.7%	23.7%	16.7%	15.1%
Infant Deaths	-	-	1	-	-	-	-
Child Well-Being							
Child Deaths (Ages 1-14)	1990	1991	1992	1993	1994	1995	1996
Teen Violent Deaths	-	-	2	2	-	3	-
Teen Motor Vehicle Deaths	-	-	-	-	2	-	-
Teen Suicides	-	-	-	4	2	-	-
Juvenile Arrests for Violent Crime	3	-	-	-	-	-	1

Demographics

Total Population: 1995 25,088
 Number of Children Under 18: 1995 6,154
 % Population Under 18: 1995 25.0%
 Children 18 Below Poverty: 1990 11.1%
 Children 18 Below Poverty: 1993 14.4%
 Families Below Poverty: 1990 7.4%
 Number of Children Receiving AFDC, June 1996 423

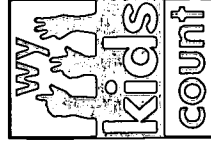
Education: School Year 1995-96

Enrolled Students Enrolled K-12 4,492
 % Children Eligible for Free or Reduced Lunch 28.3%
 % Special Education Students 13.8%
 Drop Outs Grades 7-12 105
 Drop Out Rate 1.77 -6.06

Sheridan County's Children

Wyoming PARENT
 1603 Capitol Avenue
 Suite 413
 Cheyenne, WY 82001

1.800.400.3999
 1.307.635.2272



	1990	1991	1992	1993	1994	1995	1996
Birth Indicators							
Number of Births	285	249	323	281	276	259	276
% Receiving Early Prenatal Care	83.5%	81.9%	85.8%	84.3%	89.5%	95.0%	88.0%
% Low Birth-Weight Babies	5.3%	4.8%	5.3%	7.1%	6.5%	7.7%	5.4%
% Births to Teens	13.3%	15.7%	15.2%	13.9%	12.3%	14.3%	15.9%
Number of Teen Births	38	39	49	39	34	37	44
% Births by Mothers Who Smoked During Pregnancy	20.4%	23.3%	23.5%	28.5%	19.9%	21.6%	19.9%
Infant Deaths	3	1	5	1	4	1	1
Child Well-Being							
Child Deaths (Ages 1-14)	3	1	3	1	1	-	4
Teen Violent Deaths	2	-	3	6	4	3	1
Teen Motor Vehicle Deaths	-	-	1	-	2	3	1
Teen Suicides	-	-	1	1	1	-	-
Juvenile Arrests for Violent Crime	-	1	1	5	8	4	10

Demographics

Total Population: 1995 5,507
 Number of Children Under 18: 1995 1,464
 % Population Under 18: 1995 27.0%
 Children 18 Below Poverty: 1990 8.1%
 Children 18 Below Poverty: 1993 8.7%
 Families Below Poverty: 1990 6.3%
 Number of Children Receiving AFDC, June 1996 45

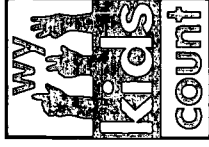
Education: School Year 1995-96

Enrolled Students Enrolled K-12 1,296
 % Children Eligible for Free or Reduced Lunch 23.1%
 % Special Education Students 9.3%
 Drop Outs Grades 7-12 9
 Drop Out Rate .60 - 2.30

Sublette County's Children

Wyoming PARENT
 1603 Capitol Avenue
 Suite 413
 Cheyenne, WY 82001

1.800.400.3999
 1.307.635.2272



	1990	1991	1992	1993	1994	1995	1996
Birth Indicators							
Number of Births	72	63	55	75	78	74	55
% Receiving Early Prenatal Care	83.3%	84.1%	81.8%	86.7%	78.2%	79.7%	76.4%
% Low Birth-Weight Babies	5.6%	7.9%	7.3%	12.0%	12.8%	9.5%	7.3%
% Births to Teens	6.9%	12.7%	9.1%	9.3%	12.8%	12.2%	5.5%
Number of Teen Births	5	8	5	7	10	9	3
% Births by Mothers Who Smoked During Pregnancy	18.1%	20.6%	236.4%	14.7%	25.6%	21.6%	20.0%
Infant Deaths	2	-	1	-	1	1	-
Child Well-Being							
Child Deaths (Ages 1-14)	1	-	-	-	-	1	-
Teen Violent Deaths	-	-	-	-	-	-	1
Teen Motor Vehicle Deaths	-	-	-	1	-	-	1
Teen Suicides	-	-	-	-	-	-	-
Juvenile Arrests for Violent Crime	-	-	-	1	-	3	3

Demographics

Total Population: 1995 40,976
 Number of Children Under 18: 1995 12,772
 % Population Under 18: 1995 31.0%
 Children 18 Below Poverty: 1990 8.7%
 Children 18 Below Poverty: 1993 9.2%
 Families Below Poverty: 1990 7.1%
 Number of Children Receiving AFDC, June 1996 566

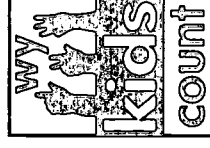
Education: School Year 1995-96

Enrolled Students Enrolled K-12 9,168
 % Children Eligible for Free or Reduced Lunch 18.8%
 % Special Education Students 12.9%
 Drop Outs Grades 7-12 263
 Drop Out Rate 4.87 - 6.17

Sweetwater County's Children

Wyoming PARENT
 1603 Capitol Avenue
 Suite 413
 Cheyenne, WY 82001

1.800.400.3999
 1.307.635.2272



	1990	1991	1992	1993	1994	1995	1996
Birth Indicators							
Number of Births	562	641	576	636	560	522	522
% Receiving Early Prenatal Care	80.4%	72.5%	78.5%	79.6%	78.8%	79.1%	82.0%
% Low Birth-Weight Babies	7.5%	5.3%	8.0%	7.9%	9.1%	8.2%	8.4%
% Births to Teens	15.8%	17.8%	15.6%	13.5%	17.3%	20.5%	16.3%
Number of Teen Births	89	114	90	86	97	107	85
% Births by Mothers Who Smoked During Pregnancy	30.4%	26.7%	26.7%	24.2%	29.8%	26.1%	25.1%
Infant Deaths	5	6	6	5	5	2	3
Child Well-Being							
Child Deaths (Ages 1-14)	3	3	4	2	2	1	3
Teen Violent Deaths	1	1	9	1	5	4	4
Teen Motor Vehicle Deaths	1	1	5	-	3	3	1
Teen Suicides	-	-	2	-	1	1	2
Juvenile Arrests for Violent Crime	1	2	4	6	2	7	12

Demographics

Total Population: 1995 13,444
 Number of Children Under 18: 1995 3,485
 % Population Under 18: 1995 26.0%
 Children 18 Below Poverty: 1990 10.5%
 Children 18 Below Poverty: 1993 6.3%
 Families Below Poverty: 1990 6.3%
 Number of Children Receiving AFDC, June 1996 34

Education: School Year 1995-96

Enrolled Students Enrolled K-12 2,283
 % Children Eligible for Free or Reduced Lunch 5.5%
 % Special Education Students 9.3%
 Drop Outs Grades 7-12 27
 Drop Out Rate 2.83

Birth Indicators

Number of Births 1990 211
 % Receiving Early Prenatal Care 1991 89.1%
 % Low Birth-Weight Babies 1991 3.8%
 % Births to Teens 1991 5.2%
 Number of Teen Births 1991 11
 % Births by Mothers Who Smoked During Pregnancy 1991 13.9%
 Infant Deaths 1991 1

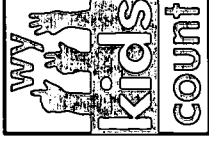
Child Well-Being

Child Deaths (Ages 1-14) 1990 1
 Teen Violent Deaths 1990 1
 Teen Motor Vehicle Deaths 1990 -
 Teen Suicides 1990 1
 Juvenile Arrests for Violent Crime 1990 2

Teton County's Children

Wyoming PARENT
 1603 Capitol Avenue
 Suite 413
 Cheyenne, WY 82001

1.800.400.3999
 1.307.635.2272



	1990	1991	1992	1993	1994	1995	1996
Number of Births	211	194	187	162	192	173	164
% Receiving Early Prenatal Care	89.1%	90.2%	84.5%	91.4%	92.2%	91.9%	83.5%
% Low Birth-Weight Babies	3.8%	4.1%	8.0%	6.8%	8.3%	4.0%	6.7%
% Births to Teens	5.2%	4.1%	4.3%	5.6%	3.1%	5.2%	8.5%
Number of Teen Births	11	8	8	9	6	9	14
% Births by Mothers Who Smoked During Pregnancy	12.8%	13.9%	13.4%	6.8%	9.9%	11.0%	7.3%
Infant Deaths	1	-	-	3	2	-	2
Child Deaths (Ages 1-14)	1990 1	1991 1	1992 1	1993 -	1994 1	1995 1	1996 -
Teen Violent Deaths	1990 1	1991 -	1992 -	1993 -	1994 -	1995 -	1996 -
Teen Motor Vehicle Deaths	1990 -	1991 -	1992 -	1993 3	1994 -	1995 -	1996 -
Teen Suicides	1990 1	1991 -	1992 -	1993 -	1994 -	1995 -	1996 -
Juvenile Arrests for Violent Crime	1990 2	1991 4	1992 3	1993 2	1994 5	1995 -	1996 1

Demographics

Total Population: 1995 20,087
 Number of Children Under 18: 1995 7,297
 % Population Under 18: 1995 36.0%
 Children 18 Below Poverty: 1990 10.6%
 Children 18 Below Poverty: 1993 11.0%
 Families Below Poverty: 1990 6.9%
 Number of Children Receiving AFDC, June 1996 371


Education: School Year 1995-96

Enrolled Students Enrolled K-12 5,758
 % Children Eligible for Free or Reduced Lunch 29.2%
 % Special Education Students 11.9%
 Drop Outs Grades 7-12 114
 Drop Out Rate 1.64 - 5.29

Uinta County's Children

Wyoming PARENT
 1603 Capitol Avenue
 Suite 413
 Cheyenne, WY 82001

1.800.400.3999
 1.307.635.2272



	1990	1991	1992	1993	1994	1995	1996
Birth Indicators							
Number of Births	361	342	338	310	312	331	338
% Receiving Early Prenatal Care	82.5%	82.2%	79.0%	83.2%	84.0%	85.2%	83.7%
% Low Birth-Weight Babies	13.6%	8.5%	9.5%	10.6%	9.9%	9.4%	10.9%
% Births to Teens	15.5%	13.7%	16.3%	17.4%	18.6%	15.4%	15.7%
Number of Teen Births	56	47	55	54	58	51	53
% Births by Mothers Who Smoked During Pregnancy	22.7%	24.0%	23.7%	22.3%	21.2%	21.8%	25.4%
Infant Deaths	2	4	5	2	1	1	3

Child Well-Being

Child Deaths (Ages 1-14) 1990 3 1991 - 1992 4 1993 2 1994 - 1995 3 1996 5
 Teen Violent Deaths 1990 3 1991 3 1992 2 1993 4 1994 3 1995 4 1996 3
 Teen Motor Vehicle Deaths 1990 2 1991 3 1992 1 1993 2 1994 - 1995 2 1996 3
 Teen Suicides 1990 1 1991 - 1992 - 1993 - 1994 2 1995 2 1996 -
 Juvenile Arrests for Violent Crime 1990 6 1991 - 1992 - 1993 1 1994 4 1995 4 1996 7

Demographics

Total Population: 1995	8,657
Number of Children Under 18: 1995	2,408
% Population Under 18: 1995	28.0%
Children 18 Below Poverty: 1990	10.9%
Children 18 Below Poverty: 1993	13.7%
Families Below Poverty: 1990	9.0%
Number of Children Receiving AFDC, June 1996	123

Education: School Year 1995-96

Enrolled Students Enrolled K-12	1,934
% Children Eligible for Free or Reduced Lunch	27.8%
% Special Education Students	14.6%
Drop Outs Grades 7-12	33
Drop Out Rate	1.44 - 3.66

Birth Indicators

Number of Births	1990	1991	1992	1993	1994	1995	1996
% Receiving Early Prenatal Care	78	74	73	55	74	57	83
% Low Birth-Weight Babies	84.1%	75.6%	75.5%	82.3%	82.4%	87.5%	86.6%
% Births to Teens	9.7%	7.6%	5.1%	8.0%	8.8%	6.3%	8.2%
Number of Teen Births	17.7%	11.5%	17.3%	14.2%	12.1%	15.6%	14.4%
% Births by Mothers Who Smoked During Pregnancy	20	15	17	16	11	15	14
Infant Deaths	19.5%	16.8%	14.3%	14.2%	14.3%	14.6%	19.6%
	-	-	1	-	1	2	2

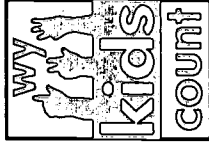
Child Well-Being

Child Deaths (Ages 1-14)	1990	1991	1992	1993	1994	1995	1996
Teen Violent Deaths	-	2	2	-	-	-	-
Teen Motor Vehicle Deaths	-	-	1	2	2	-	3
Teen Suicides	-	-	1	-	2	-	2
Juvenile Arrests for Violent Crime	-	-	-	-	-	-	-
	-	-	-	-	1	2	7

Washakie County's Children

Wyoming PARENT
1603 Capitol Avenue
Suite 413
Cheyenne, WY 82001

1.800.400.3999
1.307.635.2272



Demographics

Total Population: 1995 6,506
 Number of Children Under 18: 1995 1,824
 % Population Under 18: 1995 28.0%
 Children 18 Below Poverty: 1990 11.7%
 Children 18 Below Poverty: 1993 11.0%
 Families Below Poverty: 1990 8.0%
 Number of Children Receiving AFDC, June 1996 70

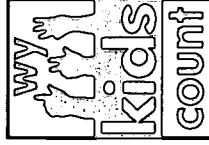
Education: School Year 1995-96

Enrolled Students Enrolled K-12 1,431
 % Children Eligible for Free or Reduced Lunch 23.8%
 % Special Education Students 12.7%
 Drop Outs Grades 7-12 17
 Drop Out Rate 0 - 2.99


Weston County's Children

Wyoming PARENT
 1603 Capitol Avenue
 Suite 413
 Cheyenne, WY 82001

1.800.400.3999
 1.307.635.2272



	1990	1991	1992	1993	1994	1995	1996
Birth Indicators							
Number of Births	78	74	73	55	74	57	83
% Receiving Early Prenatal Care	85.9%	79.7%	74.0%	81.8%	90.5%	78.9%	92.8%
% Low Birth-Weight Babies	9.0%	5.4%	1.4%	9.1%	8.1%	8.8%	9.6%
% Births to Teens	23.1%	9.5%	19.2%	25.5%	14.9%	14.0%	20.5%
Number of Teen Births	18	7	14	14	11	8	17
% Births by Mothers Who Smoked During Pregnancy	29.5%	31.1%	24.7%	30.9%	23.0%	28.1%	21.7%
Infant Deaths	1	-	-	-	-	1	-
Child Well-Being							
Child Deaths (Ages 1-14)	1990	1991	1992	1993	1994	1995	1996
Teen Violent Deaths	-	-	1	1	1	-	-
Teen Motor Vehicle Deaths	-	-	2	1	-	-	3
Teen Suicides	-	-	2	-	-	-	1
Juvenile Arrests for Violent Crime	-	-	-	1	-	-	-
	-	-	1	-	-	-	-



Legislator Directory

MEMBERS

54TH WYOMING LEGISLATURE

1997-1998


Converse	R	HD6	Fremont	R	HD55	Fremont	R	HD54
Rep. Jim Anderson P. O. Box 1448 Glenrock, WY 82637 436-9618			Rep. Eli D. Bebout P. O. Box 112 Riverton, WY 82501 856-0375			Rep. Cale Case 787 South Fourth Lander, WY 82520 332-7623		
Laramie	R	HD10	Sheridan	D	HD30	Laramie	D	SD6
Rep. Rodney "Pete" Anderson P. O. Box 338 Pine Bluffs, WY 82082 245-3201			Rep. Bill Bensef 962 Emerson Sheridan, WY 82801 672-7153			Sen. Rich Cathcart R. R. 1, Box 144 Carpenter, WY 82054 649-2315		
Sheridan	R	HD29	Natrona	D	HD59	Park	R	HD50
Rep. Rick Badgett 1441 North Heights Ct. Sheridan, WY 82801 672-2495 / 672-6566			Rep. Nancy Berry 1337 Cottonwood Casper, WY 82604 265-5741			Rep. Pat Childers 26 Equine Drive Cody, WY 82414 587-5145		
E. Washakie / Hot Springs / Big Horn	R	HD28	Fremont / Sublette / Teton	R	HD22	Park	R	SD18
Rep. Micheal R. Baker 714 W. Sunnyside Lane Thermopolis, WY 82443 864-3030			Rep. Budd Betts P. O. Box 929 Dubois, WY 82513 455-2275			Sen. Henry H. R. "Hank" Coe P. O. Box 1088 Cody, WY 82414 527-6201		
Albany	D	HD45	Sweetwater	D	HD39	Uinta	D	HD49
Rep. Wende Barker 954 McCue #177 Laramie, WY 82070 721-3827			Rep. Christopher O. Boswell 709 West 4th North Green River, WY 82935 875-7046			Rep. Ken Decaria 202 Broken Circle Drive Evanston, WY 82930 789-4616		
Crook / Weston / E. Converse / Niobrara / NE Goshen	R	SD1	Sheridan	R	HD51	Campbell	D	HD53
Sen. Bill Barton P. O. Box 799 Upton, WY 82730 468-2543			Rep. Bruce Burns P. O. Box 6027 Sheridan, WY 82801 672-6491			Rep. Nick Deegan 510 S. Gurley Avenue Gillette, WY 82716 682-4386		
Laramie	D	SD7	Laramie	D	SD7	Albany	R	SD10
Sen. Guy Cameron P. O. Box 5086 Cheyenne, WY 82003 778-8142			Sen. Irene Devin 3601 Grays Gables Road Laramie, WY 82070 742-3901					

Niobrara	D	HD2	Albany / Carbon	R	SD11	Campbell	R	HD31
Rep. Ross Diercks 514 South Oak Lusk, WY 82225 334-3670			Sen. Robert Grieve Star Route Box 1400 Savery, WY 82332 383-2455			Rep. John J. Hines 714 West Echeeta Road Gillette, WY 82716 682-3943		
Campbell	R	SD24	Goshen / Platte / Converse	R	HD5	Goshen	R	HD4
Sen. Richard A. "Dick" Erb 1100 S. Warren Avenue Gillette, WY 82716-4804 686-1309			Rep. James C. Hageman HC 72 Box 340 Ft. Laramie, WY 82212 837-2890			Rep. Roger Huckfeldt Bison Basin Ranch HC74 Box 10 Torrington, WY 82240 532-5947		
Laramie	D	HD44	Laramie	R	HD42	Sweetwater / Carbon / Fremont	D	SD12
Rep. Floyd A. Esquibel 1222 West 31st Street Cheyenne, WY 82001 638-6529			Rep. John G. Hanes 848 Creighton Street Cheyenne, WY 82009 632-8785			Sen. Rae Lynn Job 1344 Moran Rock Springs, WY 82901 362-3241		
Uinta / Sweetwater	R	HD18	Sweetwater / Uinta	D	SD14	Laramie	R	HD9
Rep. John L. Eyre Star Route Box 44 Lyman, WY 82937 787-3389			Sen. Mark O. Harris P. O. Box 345 Green River, WY 82935 875-6600			Rep. Wayne H. Johnson 5502 Canyon Road Cheyenne, WY 82009 635-2181 / 633-4201		
Laramie	D	HD12	Washakie	R	HD27	Sheridan	R	SD21
Rep. Leo Garcia 1113 Southwest Drive Cheyenne, WY 82007 632-2992			Rep. Ray Harrison 170 West River Road Worland, WY 82401 347-4735			Sen. Tom Kinnison 307 West Burkitt Sheridan, WY 82801 672-0768		
S. Big Horn / Hot Springs / Washakie	R	SD20	Natrona	R	SD29	Laramie	R	SD4
Sen. Gerald E. Geis 600 Holly Avenue Worland, WY 82401 347-6443			Sen. Bill Hawks P. O. Box 2835 Casper, WY 82602 235-2557			Sen. April Brimmer-Kunz P. O. Box 285 Cheyenne, WY 82003-0285 635-0505		
Campbell	R	SD23	Big Horn	R	HD26	Teton / Fremont / Sublette	R	SD17
Sen. Larry Gilbertz 3934 Hwy. 50 HCR 82 Gillette, WY 82716 939-1356			Rep. Charles Hessesenthaler P. O. Box 156 Byron, WY 82412 548-7618			Sen. Grant C. Larson P. O. Box 3490 Jackson, WY 83001 733-2025		
Natrona	D	SD28	Natrona	R	HD36	Teton	R	HD23
Sen. Keith Goodenough P. O. Box 1852 Casper, WY 82602 237-3114			Rep. Bruce A. Hinchey 4011 Kent Street Casper, WY 82609 234-1593			Rep. Clarence Law P. O. Box 575 Jackson, WY 836001 733-2535		

<p>oming PARENT 1603 Capitol Avenue, Suite 413, Cheyenne, WY 82001 1.800.400.3999 / 1.307.635.2272</p>								
Laramie	R	SD5	Laramie	D	SD8	Uinta	D	SD15
<p>Sen. Donald J. Lawler 2515 Warren Avenue, Suite 400 Cheyenne, WY 82001 637-6970</p>			<p>Sen. E. Jayne Mockler P. O. Box 1857 Cheyenne, WY 82003 632-5883</p>			<p>Sen. Gregory A. Phillips P. O. Box 2606 Evanston, WY 82931 789-2960</p>		
Lincoln	R	HD21	Natrona	R	HD56	Fremont	R	HD34
<p>Rep. Randall B. Luthi 3006 Stataline Road Freedom, WY 83120 886-3848</p>			<p>Rep. Patricia Nagel 1105 S. Durbin Casper, WY 82601 265-1421</p>			<p>Rep. Frank Philp 375 S. Hidden Valley Road Shoshoni, WY 82649 857-3159</p>		
Albany	D	HD13	Albany	R	HD14	Albany	R	SD9
<p>Rep. Mike Massie 1209 "W" Hill Road Laramie, WY 82070 742-5383</p>			<p>Rep. Phillip A. Nicholas P. O. Box 928 Laramie, WY 82070 742-7140</p>			<p>Sen. Vincent V. Picard 1402 Steele Laramie, WY 82070 745-7674</p>		
Laramie	D	HD41	Johnson / Sheridan	R	HD40	Albany	R	HD46
<p>Rep. Mac McGraw 3526 Essex Road Cheyenne, WY 82001 635-9164</p>			<p>Rep. Douglas D. Osborn 77 Robinson Canyon Road Buffalo, WY 82834 684-9254</p>			<p>Rep. Tom Rardin 2333 Highway 230 Laramie, WY 82070 745-3980</p>		
Campbell	R	HD52	Sweetwater	R	HD17	Laramie	D	HD11
<p>Rep. George B. McMurtry P. O. Box 229 Rozet, WY 82727 686-1173</p>			<p>Rep. Fred Parady 324 B Street Rock Springs, WY 82901 872-7110</p>			<p>Rep. Wayne Reese 716 East 20th Cheyenne, WY 82001 638-6138</p>		
Goshen / Platte	R	SD3	Natrona	R	HD38	Lincoln / Sublette	R	SD16
<p>Sen. Curt Meier Wycross Ranch Bear Creek Route LaGrange, WY 82221 834-2344</p>			<p>Rep. Carolyn Paseneaux Box 92 Casper, WY 82602 237-1476</p>			<p>Sen. Delaine Roberts P. O. Box 5173 Etina, WY 83118 883-2135</p>		
Laramie	R	HD8	Fremont	R	SD26	Natrona	D	HD58
<p>Rep. Larry Meuli P. O. Box 1302 Cheyenne, WY 82003 633-4000</p>			<p>Sen. Robert A. Peck P. O. Box 993 Riverton, WY 82501 856-2244</p>			<p>Rep. Ann Robinson 1923 Grass Creek Road Casper, WY 82604 266-6347</p>		
Big Horn / E. Park	R	SD19	Natrona	R	HD35	Carbon	R	HD15
<p>Sen. Carroll S. Miller 2185 Beaver Creek Road Shell, WY 82441 765-2651</p>			<p>Rep. Dorothy Perkins 1014 Surrey Court Casper, WY 82609 234-6042</p>			<p>Rep. Tony Rose 2626 Inverness Blvd. Rawlins, WY 82301 324-6404</p>		

Laramie	R	HD7	Crook / Weston	R	HD1	Converse / Platte / Goshen	R	SD2
Rep. Tony Ross 1712 Pioneer Avenue Cheyenne, WY 82001 632-8957			Rep. Marlene J. Simons 5480 Hwy. 14 Windy Acres Beulah, WY 82712 283-2664			Sen. Jim Twiford 43 Fairway Estates Douglas, WY 82633 358-9050		
Uinta	D	HD19	Park / Big Horn	R	HD25	Fremont	D	SD25
Rep. Peggy L. Rounds 56 County Road 159 Evanston, WY 82930 789-5750			Rep. Dennis J. Smith (Denny) 601 Road 10 Powell, WY 82435 754-4412			Sen. John P. Vinich 2250 Willett Dr., Apt. 57 Laramie, WY 82072 766-4251		
Sweetwater	D	HD60	Platte / Goshen	R	HD3	Campbell	R	HD32
Rep. Louise Ryckman 625 Hackberry Green River, WY 82935 352-3200 / 875-3013			Rep. Bill Stafford 467 CS Road Chugwater, WY 82210 422-3325			Rep. Jeff Wasserburger 1408 Three Forks Court Gillette, WY 82718 682-0936		
Sweetwater	D	SD13	Sweetwater	R	HD48	Carbon / Albany	R	HD47
Sen. Raymond A. Sarcletti 620 B Street Rock Springs, WY 82901 362-3996			Rep. Jack Steinbrech 2064 Skyview Rock Springs, WY 82901 362-5805			Rep. Loren "Teense" Willford Box 103 Saratoga, WY 82331 326-5450		
Sheridan / Johnson	R	SD22	Natrona	R	HD57	Sweetwater / Carbon / Fremont	D	HD16
Sen. John Schiffer 561 Sussex Route Kaycee, WY 82639 738-2232			Rep. Robert E. Tanner 1909 Eastbrook Avenue Casper, WY 82601 234-1678			Rep. Kenilynn S. Zanetti 1826 Walnut Rock Springs, WY 82901 362-5469		
Natrona	R	SD30	Natrona	R	HD37	Natrona	R	SD27
Sen. Charles K. Scott 5805 Bates Creek Route Casper, WY 82604 473-2512			Rep. Rick Tempest 125 West Second Casper, WY 82601 234-2784			Sen. Gail D. Zimmermann 2361 Trojan Drive Casper, WY 82609-3605 235-6200		
Laramie	D	HD43	Fremont	R	HD33			
Rep. Kathryn L. Sessions 930 Centennial Drive Cheyenne, WY 82001 634-8314			Rep. Harry B. Tipton 745 Buena Vista Lander, WY 82520 332-2941					
Park	R	HD24	Lincoln / Sublette	R	HD20			
Rep. Peg Shreve P. O. Box 2257 Cody, WY 82414 587-5475			Rep. Louie Tomassi P. O. Box 549 Big Piney, WY 83113 877-4439					

House 32 Republicans — 17 Democrats
Senate 21 Republicans — 9 Democrats




Wyoming PARENT would like to hear from you.

Please contact us with any suggestions for this book which may include data indicators and additional information that is important to you.

Call 1-800-400-3999 or write,

**Wyoming PARENT
1603 Capitol Avenue
Suite 413
Cheyenne, WY 82001**





*U.S. Department of Education
Office of Educational Research and Improvement (OERI)
National Library of Education (NLE)
Educational Resources Information Center (ERIC)*



NOTICE

Reproduction Basis



This document is covered by a signed "Reproduction Release (Blanket)" form (on file within the ERIC system), encompassing all or classes of documents from its source organization and, therefore, does not require a "Specific Document" Release form.



This document is Federally-funded, or carries its own permission to reproduce, or is otherwise in the public domain and, therefore, may be reproduced by ERIC without a signed Reproduction Release form (either "Specific Document" or "Blanket").

EFF-089 (3/2000)