

DOCUMENT RESUME

ED 439 294

CE 079 946

TITLE Employment of Young Adults by Educational Attainment. Indicator of the Month.

INSTITUTION National Center for Education Statistics (ED), Washington, DC.

REPORT NO NCES-2000-007

PUB DATE 2000-04-00

NOTE 4p.; One of 60 indicators from "The Condition of Education, 1999."

AVAILABLE FROM For full text:
<http://nces.ed.gov/pubsearch/pubsinfo.asp?pubid=2000007>.

PUB TYPE Numerical/Quantitative Data (110)

EDRS PRICE MF01/PC01 Plus Postage.

DESCRIPTORS Adult Education; Blacks; College Graduates; *Educational Attainment; Employment; *Employment Patterns; *Employment Statistics; Females; High School Equivalency Programs; High School Graduates; Males; *Outcomes of Education; Racial Differences; Sex Differences; Whites; *Young Adults

ABSTRACT

Educational attainment is one factor that affects employment rates among young adults aged 25-34. The employment rate of male and female 25-34 year-olds was generally higher among those individuals with a higher level of education between 1971-98. In 1998, males and females with a bachelor's degree or higher were more likely to be employed than their peers who had lower levels of educational attainment. Between 1971-98, the employment rate of males aged 25-34 decreased for those who had not finished high school and for those with a high school diploma or General Educational Development diploma. The employment rate remained relatively constant for those with some college and for those with a bachelor's degree or higher. Between 1971-98, the employment rate of females aged 25-34 increased across all education levels. However, the rate of increase for females who did not complete high school was lower than the increase for females who attained higher levels of education. (A chart illustrates employment rate of 25-34 year olds, by sex and educational attainment: March 1971-98. Two graphs show the employment rate of 25-34 year olds, by sex and educational attainment: March 1971-98.) (YLB)

Indicator of the Month

April 2000

National Center for Education Statistics

Employment of Young Adults by Educational Attainment

U.S. DEPARTMENT OF EDUCATION
Office of Educational Research and Improvement
EDUCATIONAL RESOURCES INFORMATION
CENTER (ERIC)

- This document has been reproduced as received from the person or organization originating it.
 - Minor changes have been made to improve reproduction quality.
-
- Points of view or opinions stated in this document do not necessarily represent official OERI position or policy.

BEST COPY AVAILABLE

**Employment of young adults,
by educational attainment**

April 2000

Many factors affect employment rates among adults. Some factors influence the willingness of employers to offer jobs to individuals with different levels of education at the going wage rate, whereas others influence the willingness of individuals to take jobs at this wage rate. The percentage of young adults who are employed is an indication of both the skill levels required by employers and the advantages employment offers to individuals relative to other pursuits.

- The employment rate of male and female 25- to 34-year-olds was generally higher among those individuals with a higher level of education between 1971 and 1998. For example, in 1998, males and females ages 25–34 with a bachelor’s degree or higher were more likely to be employed than their peers who had lower levels of educational attainment.
- Between 1971 and 1998, the employment rate of males ages 25–34 decreased for those who had not finished high school and those with a high school diploma or GED, and remained relatively constant for those with some college and those with a bachelor’s degree or higher.
- Between 1971 and 1998, the employment rate of females ages 25–34 increased across all education levels. However, the rate of increase for females who did not complete high school was lower than the rate of increase for females who attained higher levels of education.

Employment rate of 25- to 34-year-olds, by sex and educational attainment: March 1971–98

	Male				Female			
	Grades 9-11	High school diploma or GED	Some college	Bachelor's degree or higher	Grades 9-11	High school diploma or GED	Some college	Bachelor's degree or higher
March								
1971	87.9	93.6	89.9	92.5	35.4	43.1	44.9	56.9
1973	88.8	93.8	88.5	93.5	38.4	46.5	51.0	62.7
1975	78.0	88.4	87.7	93.5	35.4	48.1	53.6	66.3
1977	81.5	89.5	89.1	93.3	41.0	53.0	58.0	69.5
1979	80.5	91.3	90.9	94.1	43.2	58.0	64.2	74.0
1981	76.7	86.9	88.5	93.7	42.7	61.3	67.6	76.4
1983	69.3	78.6	83.8	91.1	37.1	58.8	68.3	79.2
1985	76.1	86.1	89.7	92.2	40.3	63.9	71.0	80.6
1987	75.0	86.8	89.0	92.1	44.0	65.6	72.2	81.4
1989	77.6	87.8	91.1	93.7	43.0	66.9	74.0	82.1
1990	76.0	88.6	89.7	93.0	44.4	67.5	74.5	83.2
1991	69.9	84.9	88.6	91.8	42.3	67.0	73.5	82.6
1992	69.9	84.7	86.7	90.9	41.7	65.4	74.0	82.5
1993	71.0	83.6	87.2	92.3	42.2	66.0	73.0	81.6
1994	70.0	85.2	88.0	92.8	40.1	66.2	74.3	81.6
1995	71.8	86.6	89.6	92.9	45.8	67.2	73.0	83.4
1996	74.9	86.3	87.6	92.1	45.5	66.3	76.4	83.7
1997	73.0	85.6	90.0	93.0	43.1	69.6	75.3	83.1
1998	78.5	87.0	90.1	94.0	47.3	69.5	76.2	83.8

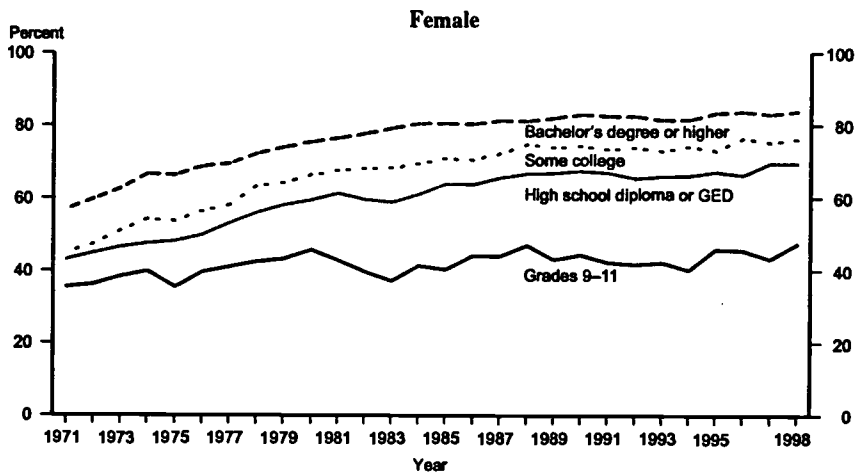
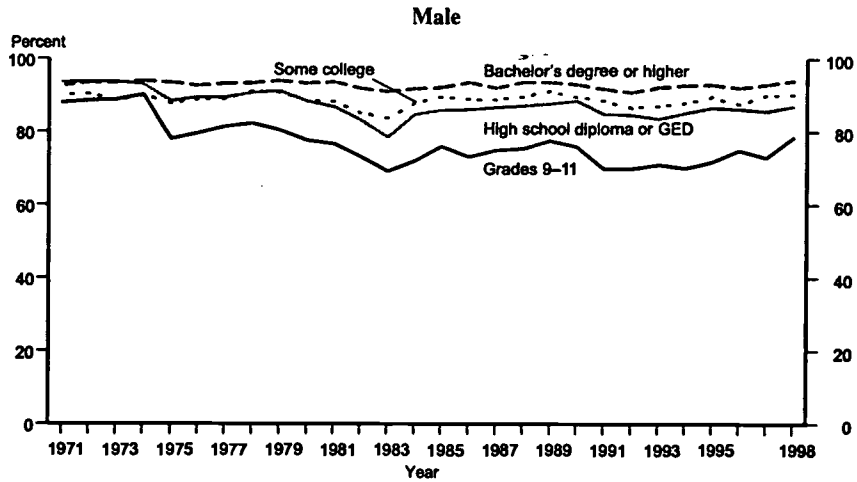
NOTE: The Current Population Survey (CPS) questions used to obtain educational attainment were changed in 1992. The employment rate represents the number of employed individuals as a percentage of the total population.

SOURCE: U.S. Department of Commerce, Bureau of the Census, March Current Population Surveys.

79 946



Employment rate of 25- to 34-year-olds, by sex and educational attainment: March 1971-98



NOTE: The Current Population Survey (CPS) questions used to obtain educational attainment were changed in 1992. The employment rate represents the number of employed individuals as a percentage of the total population.

SOURCE: U.S. Department of Commerce, Bureau of the Census, March Current Population Surveys.

This indicator is one of 60 from *The Condition of Education 1999*. It is in the public domain and may be reproduced without permission. Suggested citation: U.S. Department of Education, National Center for Education Statistics, *The Condition of Education 1999*, NCES 2000-007, Washington, DC: U.S. Government Printing Office. To obtain a copy of the full volume of *The Condition of Education 1999*, contact ED Pubs at (877) 433-7827 (e-mail: edpubs@inet.ed.gov). The full indicator and all supplemental tables pertaining to this indicator may be viewed at <http://nces.ed.gov/pubsearch/pubinfo.asp?pubid=2000007>.

United States
Department of Education
Washington, DC 20208-5650

Official Business
Penalty for Private Use, \$300



Postage and Fees Paid
U.S. Department of
Education
Permit No. G-17

FIRST CLASS

BEST COPY AVAILABLE



U.S. Department of Education
Office of Educational Research and Improvement (OERI)
National Library of Education (NLE)
Educational Resources Information Center (ERIC)




NOTICE

Reproduction Basis



This document is covered by a signed "Reproduction Release (Blanket)" form (on file within the ERIC system), encompassing all or classes of documents from its source organization and, therefore, does not require a "Specific Document" Release form.



This document is Federally-funded, or carries its own permission to reproduce, or is otherwise in the public domain and, therefore, may be reproduced by ERIC without a signed Reproduction Release form (either "Specific Document" or "Blanket").

EFF-089 (3/2000)