

DOCUMENT RESUME

ED 438 298

TM 030 606

AUTHOR Brown, Gavin
TITLE Information Skills: How Information Literate Are New Zealand Children?
PUB DATE 1999-00-00
NOTE 13p.; Paper presented at the Annual Meeting of the New Zealand Council for Educational Research and the Australian Association for Research in Education (Melbourne, Victoria, Australia, 1999).
PUB TYPE Reports - Research (143)
EDRS PRICE MF01/PC01 Plus Postage.
DESCRIPTORS *Elementary School Students; Foreign Countries; Information Literacy; Information Seeking; *Information Skills; Intermediate Grades; *Junior High School Students; Junior High Schools; Research Skills; *Standardized Tests
IDENTIFIERS *New Zealand

ABSTRACT

The results of the standardization conducted for the New Zealand Council for Educational Research of 6 new Information Skills tests on 5,400 students in years 5 through 8 are presented. The paper and pencil tests are based on an information literacy perspective from the New Zealand Framework Essential Skills. The tests focus on a formative exploration of students' understanding of the information skills involved in using library-related resources: library catalogues, parts of a book, and reference sources. Girls, students in higher decile schools, and students in higher year levels outperformed their counterparts, although interaction of year level and gender was evident. Through a content analysis, formative uses of the tests have been made possible. The strengths and weaknesses of students at primary and intermediate levels are identified for each test. There is strong evidence from all six tests that students are experiencing difficulty with sorting through the various dimensions of a search task in order to select an appropriate category, as was identified in the 1990 research of M. Dreher and J. Guthrie. (Author/SLD)

Reproductions supplied by EDRS are the best that can be made
from the original document.

NZARE/AARE 1999 CONFERENCE

Melbourne

INFORMATION SKILLS: HOW INFORMATION LITERATE ARE NEW ZEALAND CHILDREN?

Gavin Brown, NZCER

PO. Box 3237, Wellington

tel: 04-802-1468; fax: 04-384-7933

Email: gavin.brown@nzcer.org.nz

Abstract

The results of NZCER's standardisation (N = 5,400) of six new Information Skills tests on students in Years 5 through 8 are presented. The paper and pencil tests are based on an information literacy perspective of the New Zealand Curriculum Framework Essential Skills. The tests focus on a formative exploration of students' understanding of the information skills involved in using library-related resources; specifically library catalogues, parts of a book, and reference sources. Girls, students in higher decile schools, and students in higher year levels outperform their counterparts; though interaction of year level and gender is evident. Through a content analysis, formative uses of the tests have been made possible. The strengths and weaknesses of students at primary and intermediate levels are identified for each test. In addition, there is strong evidence from all six tests that students are experiencing difficulty with sorting through the various dimensions of a search task in order to select an appropriate category, as was identified by Dreher and Guthrie's (1990) research.

PERMISSION TO REPRODUCE AND
DISSEMINATE THIS MATERIAL HAS
BEEN GRANTED BY

Gavin Brown

TO THE EDUCATIONAL RESOURCES
INFORMATION CENTER (ERIC)

1

U.S. DEPARTMENT OF EDUCATION
Office of Educational Research and Improvement
EDUCATIONAL RESOURCES INFORMATION
CENTER (ERIC)

This document has been reproduced as
received from the person or organization
originating it.

Minor changes have been made to
improve reproduction quality.

• Points of view or opinions stated in this
document do not necessarily represent
official OERI position or policy.

TM030606

BEST COPY AVAILABLE

2

This paper reports work first discussed at an earlier NZARE conference (Brown 1997) and advanced through several stages of reporting (Brown 1998, 1999). The purpose of this paper is to report the major findings of the first round of NZCER's research and development programme in Information Skills assessment. The paper will summarise the theoretical basis adopted for the assessment development and then examine in some detail both how and what NZCER has learned about New Zealand children's information literacy. The description of student information literacy is based on the findings of a survey standardization of six new Information Skills tests examining student knowledge of finding information with library related tools; i.e. library catalogues, reference sources, and parts of a book. Results from other assessment resource development will be reported in 2000.

Information Literacy

A wide range of definitions and descriptions of information literacy has been reported earlier (Brown, 1997, 1999). However, Doyle's 1994 definition is still a powerful beginning point; information literacy is "[t]he ability to access, evaluate, and use information from a variety of sources." This has been understood by NZCER to imply a cognitive problem solving approach to a wide variety of information needs. The type of skills, knowledge, and attitudes required in information literacy can be summarized by a series of questions that students should ask of themselves:

- What is the problem I have that information will help solve?
- What exactly do I need to know?
- How do I get the information I need to answer my problem?
- How do I know which information to trust?
- What does the information mean?
- How does the information I have found address my problem?
- How do I make sense of the information so that I can create a solution for my problem?
- How do I share my solution with others?
- How do I know that my solution is any good?
- How do I know that the processes I used are any good?

Brown (1997, 1999) has demonstrated the importance of information literacy for school teaching and student learning in New Zealand schools by an analysis of the relevant New Zealand curriculum documents. The New Zealand Curriculum Framework lists information skills among the eight essential skills that must be taught through all the essential learning areas. Subject areas as diverse as science, social studies, and English make explicit and extensive use of information skills. The full range of social science research methods (quantitative, qualitative, and hermeneutic) are implied in these documents. Thus it is clear that New Zealand students are expected to become information literate through the whole process of schooling.

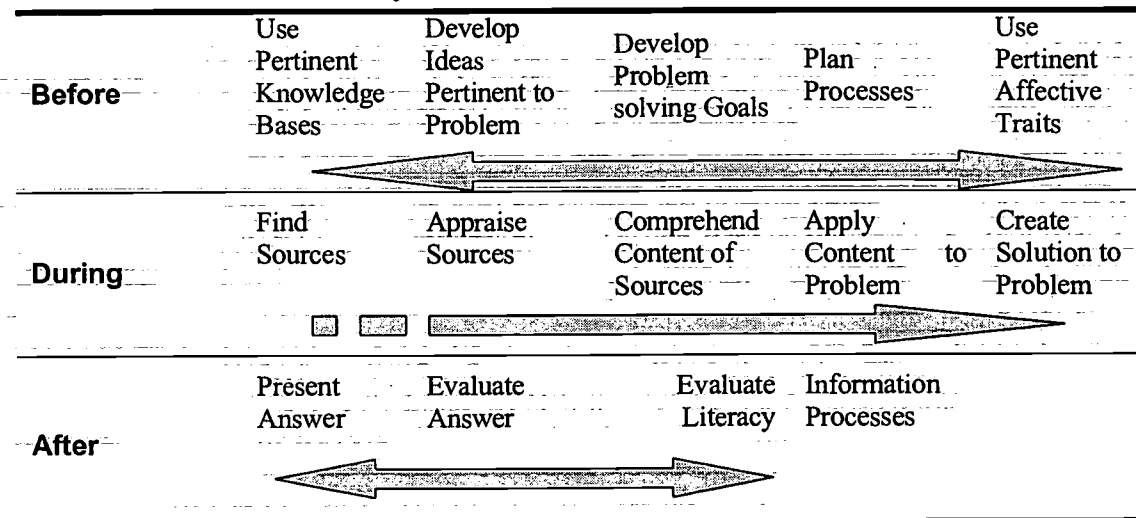
Elsewhere, Brown (1997, 1999) has discussed at some length the various skills, processes, and attitudes comprising information literacy. Information literacy subsumes a wide range of skills that are often seen as competitors for the attention of students and teachers. These include library skills, computer skills, critical & creative thinking skills, communication skills, self-management and cooperative skills, problem solving skills. As Moore & Pouloupoulos (in press) state all of these emphases are 'butterfly' species within the genus information literacy; each is attractive and useful but not in itself the essence of information literacy.

Table 1 presents a summary perspective of the various knowledge, attitudes, and abilities that students need to exercise in information problem solving. Before students begin to actually obtain information, teachers need to make sure that they engage in the following activities:

- activate what they already know of a topic,
- develop some hypotheses or ideas about what the solution to the problem might look like,
- develop an understanding of what their goals are (e.g. do I write a written report, or draw a poster?; when does it need to be done by?; etc.),
- develop a plan to decide which activities will be carried out and schedule them,
- make use of appropriate affective characteristics (e.g. Perseverance, cooperation, honesty, etc.).

The arrow indicates that the various activities interact with each other and that carrying out these activities is not unidirectional.

Table 1: Information Literacy Overview



'During' covers the range of activities that are at the commonly understood core of information literacy activities; i.e. finding & selecting information sources, selecting & understanding information within sources, analysing & applying information to the stated information problem, synthesizing a novel or creative solution to the stated information problem. Normally these activities are carried out sequentially, as indicated by the one-way arrow, though there will be recursion and revision as new information is brought to light.

After students have developed a response to their information problem, they need to present their answer in some format and undertake metacognitive reflection on their product and processes. This interactive process allows students to engage in an evaluation of their strengths and weaknesses, leading to improved learning.

NZCER has decided to begin its assessment development with the knowledge and skills surrounding the finding and evaluating of information sources, and understanding of information in prose text, tables, graphs, maps, & diagrams. As Brown (1997, 1999) pointed out, these aspects of information literacy are suited to standardized paper and pencil direct testing of student responses. In contrast, the 'Before' and 'After' stages, i.e. plan, brainstorm, present, or self-evaluate, could only be validly assessed through teacher evaluations, peer evaluations, or student self-reports.

Survey Sample

NZCER carried out a survey in March 1999 of some nearly 5,400 students randomly selected from school rolls of schools that had previously been randomly selected from a geographically stratified population of schools. The number of students tested for the primary tests at years 5 and 6 (ages 10-12) and at years 7 and 8 (ages 12-14) for the intermediate tests is shown in Table 2.

Table 2: Survey Sample Populations

	Level		Primary				Intermediate			
	Year	Year	Year 5		Year 6		Year 7		Year 8	
	Gender	Gender	F	M	F	M	F	M	F	M
Finding Information in a Library			236	243	271	209	252	232	185	232
Finding Information in Parts of a Book			224	250	234	234	220	239	246	231
Finding Information in Reference Sources			117	151	178	181	213	228	261	255

A careful examination of the demographic makeup of these test populations was undertaken. The following school level characteristics were examined: school size and type, school decile¹, school funding basis, proportion of Pacific Island and Maori students, urban-rural mix, and geographic location. NZCER is satisfied that the sample for each test is suitably similar to the New Zealand population from which it was drawn.

The size of these samples provided sufficient numbers of students to examine the main effects of year level, gender, and school decile on achievement. However, the sample is not sufficiently robust to make strong inferences about the interaction of school decile on gender or year level achievement since there are gaps in the decile populations and unequal distribution of gender across decile. Nevertheless, the sample is large enough to examine gender and year level interactions.

Materials

The materials used in this survey consist of six tests; two for each topic. The intermediate version contains resource materials and questions at a more advanced level than the primary version. The test content probes key knowledge and skill areas that students are expected to be able to use in order to meet their information needs. Throughout the test development, NZCER has kept in the foreground the fact that students need to know how to use the various information structures and systems embedded in libraries, reference sources, and books for the very real purpose of solving information problems. Table 3 shows the content areas covered by the six tests.

Each of the six tests went through an extended period of development in 1998. Brown (1998) described the cyclical processes of drafting, field-testing, item analysis, and rewriting for the library skills tests. A thorough analysis of the item content, test language, and the item difficulty characteristics has been carried out on the standardization survey results. Statistical software used for item analysis was Conquest (Wu, Adams, & Wilson, 1997) and SAS (SAS Institute, 1996) was used for multiple analysis of variance (MANOVA).

The tests are designed to take no more than 30 minutes of testing time and contain between 26 and 34 items each. The tests are largely constructed response format with multiple choice items ranging from no more than a quarter to half of all items. The tests can be used at any stage of the school year for largely formative purposes, although norms are available should schools require them.

Table 3: Test Content Areas

Finding Information in a Library	Finding Information in Parts of a Book	Finding Information in Reference Sources
<ul style="list-style-type: none"> • Citation knowledge 	<ul style="list-style-type: none"> • Alphabetic order knowledge 	<ul style="list-style-type: none"> • Use dictionaries
<ul style="list-style-type: none"> • Discrimination between fiction and non-fiction categories 	<ul style="list-style-type: none"> • Book parts (including title page, glossary, appendix, etc.) knowledge 	<ul style="list-style-type: none"> • Use directories (including TV schedule, white & yellow pages, etc.)
<ul style="list-style-type: none"> • Keyword, subject, or topic identification 	<ul style="list-style-type: none"> • Index usage 	<ul style="list-style-type: none"> • Use encyclopedia
<ul style="list-style-type: none"> • Location of items on shelves 	<ul style="list-style-type: none"> • Table of contents usage 	<ul style="list-style-type: none"> • Use library reference sources
<ul style="list-style-type: none"> • Search procedures 		
<ul style="list-style-type: none"> • Source selection 		
<ul style="list-style-type: none"> • Understand & use Dewey decimal number system 		

The test content has been organised by difficulty on an analysis of what students should know by the end of primary and intermediate school years. That analysis has been tempered by the difficulties inherent in testing students individually and through pen and pencil means. This means that the tests represent, not a teaching curriculum, but rather a minimum competency expectation. By the end of primary and intermediate schooling students should be expected to have been taught, and experienced opportunities to use, the structures and systems identified in these tests.

Each test is composed of stimulus material around which questions are structured. The stimulus material includes replicas of such things as catalogue displays, library shelves, pages from books, encyclopedia volumes, and so on. Students are asked to identify key information elements and use the information to solve information problems. Diagrams 1 to 3 give a sample from each test of what is asked of the students and show how students must answer.

Diagram 1: Finding Information in a Library - Intermediate

Use these library shelves to answer questions 23 to 26. The numbers between 400 and 900 have been replaced with the letters A - D.

- 23. After which letter will you find books about the Hubble space telescope, number 522.2?

- 24. Books about how radios work, number 621.3, would be found after which letter?

- 25. After which letter will there be books about photography, number 778.5?

- 26. In which section of the library would you find these shelves?

Library Shelves





Diagram 2: Finding Information in Reference Sources – Primary

Encyclopedia

Below is a picture of an encyclopedia set. Each volume has information about topics beginning with the letters shown.



For questions 13 to 15, write the **one** volume number from the picture above that best answers the question.

- 13. Which **one** volume would probably list the sports that have been included in the last three Olympic Games?

- 14. Which **one** volume might have pictures of a Stegosaurus, a Brontosaurus, a Tyrannosaurus, and a Velociraptor?

- 15. Which **one** volume might have information about the New Zealand woman, Kate Sheppard?

Diagram 3: Finding Information in Parts of a Book – Primary

Table of Contents																																																	
<i>Use this Table of Contents from a book called Mountains to answer questions 14 to 20.</i>																																																	
<i>For questions 14 to 16, write the chapter number that best answers the question.</i>																																																	
14. Which one chapter would probably have the most information about volcanoes?	<table border="1"> <thead> <tr> <th colspan="3">CONTENTS</th> </tr> <tr> <th>Chapter</th> <th></th> <th>Page</th> </tr> </thead> <tbody> <tr> <td></td> <td>Introduction</td> <td>1</td> </tr> <tr> <td>1</td> <td>Where the World's Mountains Are</td> <td>3</td> </tr> <tr> <td>2</td> <td>Major Ranges and Peaks</td> <td>4</td> </tr> <tr> <td>3</td> <td>How are Mountains Formed?</td> <td>12</td> </tr> <tr> <td>4</td> <td>Mountain Types - Fold, Volcanic, Fault-Block, Residual</td> <td>17</td> </tr> <tr> <td>5</td> <td>Mountain Landscapes - Faces, Ridges, Peaks, Valleys, Tarns</td> <td>26</td> </tr> <tr> <td>6</td> <td>Glaciers - Formation, Location, Features, Movement, Effect on Landscape</td> <td>30</td> </tr> <tr> <td>7</td> <td>Avalanches</td> <td>37</td> </tr> <tr> <td>8</td> <td>Mountain People</td> <td>40</td> </tr> <tr> <td>9</td> <td>Mountain Plants</td> <td>43</td> </tr> <tr> <td>10</td> <td>Mountain Creatures</td> <td>49</td> </tr> <tr> <td>11</td> <td>The Sport of Mountaineering</td> <td>52</td> </tr> <tr> <td></td> <td>Appendix Major Mountain Peaks of the World with Height</td> <td>60</td> </tr> <tr> <td></td> <td>Index</td> <td>64</td> </tr> </tbody> </table>	CONTENTS			Chapter		Page		Introduction	1	1	Where the World's Mountains Are	3	2	Major Ranges and Peaks	4	3	How are Mountains Formed?	12	4	Mountain Types - Fold, Volcanic, Fault-Block, Residual	17	5	Mountain Landscapes - Faces, Ridges, Peaks, Valleys, Tarns	26	6	Glaciers - Formation, Location, Features, Movement, Effect on Landscape	30	7	Avalanches	37	8	Mountain People	40	9	Mountain Plants	43	10	Mountain Creatures	49	11	The Sport of Mountaineering	52		Appendix Major Mountain Peaks of the World with Height	60		Index	64
CONTENTS																																																	
Chapter			Page																																														
		Introduction	1																																														
1		Where the World's Mountains Are	3																																														
2	Major Ranges and Peaks	4																																															
3	How are Mountains Formed?	12																																															
4	Mountain Types - Fold, Volcanic, Fault-Block, Residual	17																																															
5	Mountain Landscapes - Faces, Ridges, Peaks, Valleys, Tarns	26																																															
6	Glaciers - Formation, Location, Features, Movement, Effect on Landscape	30																																															
7	Avalanches	37																																															
8	Mountain People	40																																															
9	Mountain Plants	43																																															
10	Mountain Creatures	49																																															
11	The Sport of Mountaineering	52																																															
	Appendix Major Mountain Peaks of the World with Height	60																																															
	Index	64																																															
15. Which one chapter would tell you where some of the world's major glaciers are?																																																	
16. Which two chapters would have information on people in the mountains? _____ and _____																																																	
17. Which of these chapters would tell you how people and other forms of life live on mountains? (A) 6 and 7 (B) 6, 7, and 8 (C) 8 and 9 (D) 8, 9, and 10																																																	

The extracts show that students have to apply their knowledge to solve information problems that are typical of the kind of activity students might normally have to engage in for school purposes. In Diagram 1, taken from the Intermediate Library test, students are required to locate items using the Dewey Decimal number system and show mastery of the top-down bay structure commonly used in libraries; a problem identified by Moore (1995) as being of some importance. In Diagram 2, from the Primary Reference Sources test, students have to generate the key search term that expresses the class concept for the examples given, or sort through the many searchable terms for the key one. Likewise in Diagram 3, extracted from the Primary Parts of a Book test, students must sort through the given information to identify the key search term that leads to the correct passage of text, while adapting the language of the question to the author's as used in the chapter titles. The category selection tasks outlined in Diagrams 2 and 3 have been identified as critical in effective information searching by Dreher and Guthrie (1990).

Results

Mean Achievement

The mean results for the tests provide an interesting overview of student information literacy achievement as measured by these tests. The tests have strong psychometric properties, especially in light of the fact that they are quite brief and that so many questions are constructed response, that is they require teacher judgment in the marking process. The

coefficient alpha measures of reliability range from 0.84 to 0.90, with an average of 0.86. The standard errors of measurement are quite small, ranging from 7.4% to 8.3%, with an average of 8.0%.

Year Level

The first statistically significant finding (Table 4) is that students at a higher year level are somewhat more information literate than those at a correspondingly lower one. However, the difference between year levels is often not very large; the effect sizes range from 0.27 to 0.86 with an average of 0.45. Such small difference may occur because there has been little direct teaching and learning going on related to the constructs measured by the tests. In other words, students may learn more about these things incidentally rather than as a result of deliberate instructional programmes.

Table 4: Survey Results – Mean Scores by Year

Year	Primary		Intermediate	
	5	6	7	8
Finding Information in a Library	36.4% (21.1%)	54.6% (21.0%)	56.3% (21.2%)	66.6% (22.1%)
Finding Information in Parts of a Book	45.9% (22.6%)	52.1% (23.0%)	49.7% (20.1%)	56.5% (20.5%)
Finding Information in Reference Sources	50.0% (20.8%)	59.0% (20.5%)	51.8% (19.5%)	58.0% (20.3%)

NB: Standard deviation in brackets.

Gender

The second major statistically significant finding is that girls are consistently somewhat more information literate than boys (Table 5). However, this difference is quite small, ranging between approximately one fifth and one third of a standard deviation. This difference is not surprising, given the general superiority of girls in terms of reading vocabulary and comprehension and the paper and pencil nature of this survey.

Table 5: Survey Results – Mean Scores by Gender

	Primary		Intermediate	
	Girls	Boys	Girls	Boys
Finding Information in a Library	51.6%	44.1%	61.7%	57.3%
Finding Information in Parts of a Book	52.3%	46.4%	55.5%	50.1%
Finding Information in Reference Sources	56.9%	53.5%	56.9%	53.0%

NB: Primary scores average Year 5 & 6 results; Intermediate average Year 7 & 8 results.

Unlike the results of trialling on the smaller and less representative sample reported by Brown (1998), the MANOVA analysis of gender and year level interaction is statistically significant for all six tests (Table 6). Between years 5 and 6 the trend is quite clearly an increase in the difference between boys and girls, with an average increase in favour of the girls of 0.8%. Whereas, between years 7 and 8 the gender gaps decreases, with an average increase in favour of the boys of 0.6%. The interaction accounts for a relatively small proportion of variance, ranging between 3 and 17% with an average of 8.7%.

Table 6: Survey Results – Gender x Year Interaction

	Primary				Intermediate			
	df	F	Pr	R ²	df	F	Pr	R ²
Finding Information in a Library	5	43.65	.0001	16.7%	3	20.8	.0001	6.5%
Finding Information in Parts of a Book	5	27.8	.0001	10.8%	3	13.43	.0001	4.1%
Finding Information in Reference Sources	5	19.1	.0001	10.6%	3	10.7	.0001	3.3%

NB: Primary results include Year 7 students who were tested on these tests also.

Thus, it would appear that as boys and girls progress from Year 5 to Year 8 the difference in their information literacy first increases and then begins to decrease. Whether the diminishing gap between gender achievement continues with increasing age will be a question that may be answered as data from later surveys of secondary age student information literacy are analyzed.

Decile

The third major finding is that the mean achievement of students in high decile schools exceeds that of those in low decile schools. The difference between deciles is statistically significant for each test, though there are some interesting anomalies. The increase in mean score by decile does not increase monotonically. Often the mean score of a low decile (e.g. decile 1 to 3) will be as high as mid (4-7) decile schools. Just as often the mean score of high decile (8-10) schools will be as low as that of mid decile schools. Furthermore, the range of scores within each decile is very similar; there are students at every decile who get the lowest and highest possible marks.

This result has strong implications for classroom teachers; no matter the decile of the school, it is possible there will be one student who will do very well on these tests while there will be another who will not be able to answer any questions correctly. Curiously, students at decile 6 gained or equaled the highest mean score for about half the tests; perhaps a case of the 'we try harder' effect.

It should be noted that all of the demographic and student variable identified explain only 20 to 30 per cent of variance in the test scores. This clearly indicates that student verbal and scholastic abilities and other idiosyncratic traits generate the greatest proportion of variance. Further validation studies are needed to isolate the role of these factors.

Achievement by Content

Since these tests are designed to inform teachers as to the learning needs of students, rather than just provide comparative norms, a thorough analysis of the content and the kinds of errors made by students has been carried out. It is this level of detail about information literacy that is of real interest to teachers, teacher-librarians, and administrators; in other words "*On which types of information literacy do which students need further instruction?*" Thus use of these tests allows the identification of the information literacy skills that students need to develop.

This section will report only the salient findings relevant to the six tests and will discuss any identifiable trends across tests. Full details of the content analyses will be made available in the test manual to be published when the tests are released in 2000.

Library Skills

Primary

Identifying the title of a book and locating fiction and non-fiction items on the shelves were the two easiest skills for primary age students, with about half of Year 5 students answering the 8 items correctly and between two thirds and three quarters of year 6 students answering correctly. The wrong answers provide some insight into what students find difficult in this easiest area of library information skills:

- About 1 in 4 believed that the subject keywords, rather than the Dewey Decimal number, would help them find books in the non-fiction section,
- About 1 in 5 chose to use the publisher's name rather, than the Dewey Decimal number, to locate books in the non-fiction section,
- About 1 in 9 believed the Dewey Decimal Number referred to the number of pages in the book,
- About 1 in 7 students identified the author as the title from a catalogue display.

On the other hand, discriminating between 'fiction' and 'non-fiction' categories and identifying the subject keywords were the most difficult skills, with only one quarter to one third of year 5 students and two fifths to half of year 6 students answering the 9 items correctly. The wrong answers clearly show that 1 in 4 students reverse the meaning of the words 'fiction' and 'non-fiction', while 1 in 11 students would look for non-fiction items in the reference section.

Intermediate

At the intermediate level, students found identifying the complete range of bibliographic citation information relatively easy (average 69% correct at year 7 and 78% at year 8 on 7 items). Identifying and creating keyword search terms was next easiest (average 58% correct at year 7 and 70% at year 8 on 4 items). Students found accurately identifying the publication year, place and publisher the hardest part of this skill, with the proportion of students making this type of error ranging from 1 in 9 to 1 in 20.

Selecting sources that are not books was relatively hard (average 41% correct at year 7 and 52% at year 8 on 3 items). Discriminating between fiction and non-fiction categories was still the hardest library information skill (average 20% correct at year 7 and 27% at year 8 on 3 items). About half of all students selected a book format item when a non-book was required. And again, a quarter of students reversed the meaning of the terms 'fiction' and 'non-fiction', while 1 in 7 would look in the reference section for non-fiction items.

Parts of a Book

Easy

At both primary and intermediate levels, students found the alphabetic order questions easiest (average 58% correct year 5, 66% correct year 6, 55% correct year 7, & 63% correct year 8 based on 6 items in each test). Mistakes were most often made with the last or penultimate words when putting lists of 4 or 5 words into alphabetic order (1 in 9 students and 1 in 8 students for primary and intermediate tests respectively).

Hard

The primary students found the index section most difficult (average 39% correct at year 5 and 49% correct at year 6 on 7 items). Whereas the intermediate students found the 7 items on the table of contents most difficult (average 43% correct at year 7 and 49% correct at year 8). It is interesting to note that in both topic areas the information skill is similar; category

selection. Both sections require students to integrate several factors into the creation of a search strategy resulting in a selection of an appropriate category. About one third of primary students and 1 in 5 of intermediate students responded in a way that showed they had not kept in mind all the task criteria when answering.

Reference Sources

Easy

At both primary and intermediate levels, students found the directory questions easiest (average 72% correct year 5, 77% correct year 6, 68% correct year 7, & 74% correct year 8 based on 5 items in each test). Again, both sections require students to integrate several factors into the creation of a search strategy that results in a selection of an appropriate category. About 2 in 5 primary students and between a fifth and a third of intermediate students responded using only one key term or ignoring the key restrictive terms like 'only' or 'after'.

Hard

At both levels, students found the dictionary section hardest (average 43% correct year 5, 40% correct year 6, 44% correct year 7, & 41% correct year 8 based on 6 and 7 items respectively). The choice of the last word on the page as the second guide word posed the most challenge for students. About two fifths of primary students and one third of intermediate students chose the top word of the right hand column of a dictionary page as the last word on a page guide, instead of the last word in the right hand column.

Common Results

Category Selection

Throughout this survey the issue of category selection (see Dreher & Guthrie, 1990) has been apparent in all three test areas. Samples of this can be seen in Diagrams 2 and 3. The pattern of results when averaged across the tests is informative. At the primary level about half of students are capable of selecting the correct category when working with one key search term. When two or more key search terms are provided only one third of students are capable of selecting the correct category. In the latter condition another third of students select a category that meets the requirements of one of the search terms which is not the key or central term in the search task.

At the intermediate level, 3 out of 5 students are able to correctly select a category when working with one key search term. Nearly half of them are also able to correctly select the correct category when working with more than one search requirement, while only one quarter of them select a category using a minor search term.

Plainly there is growth in students' abilities as they spend more time at school. However, significant proportions of students will need much more teaching, modelling, and experience to develop the cognitive ability to correctly eliminate sort through search terms and focus on the key search term in such information problems.

Conclusion

The National Education Monitoring Project report on information skills (Crooks & Flockton, 1998) pointed out that New Zealand students were relatively strong at locating information. Their results, as reported and exemplified in two chapters entitled 'Identifying appropriate sources of information' and Finding and using information from books', are similar or better than those found in this survey. Part of the difference can be attributed to the different

methodology used; NEMP uses simulations, one to one interviews with a teacher, as well as independent paper & pencil assessment. There is no doubt that students find information skills more difficult when they are assessed through independent reading and writing skills.

These reliable measures of library oriented student information literacy skills give teachers efficient tools to formatively identify the learning needs of their students. Teachers can quickly identify the topics of instruction that students need when using libraries, parts of a book, or reference sources to find relevant information. Such efficient means of screening students is beneficial in light of the fact that, in nearly every classroom of twenty students in the nation, as many as 10 students will have one or more of the misunderstandings identified here.

Nevertheless, the impact of these tests on student achievement and teacher instructional practices still needs to be evaluated. NZCER hopes to further validate these tests through the development of teacher rating and student self-rating forms.

There are many factors that are involved in the development of students' information literacy. But schools can take responsibility for two main contributors to student achievement. Further professional development of teachers is required. Through such development teachers would develop greater ability to provide the modeling, instruction, and activities that students need to develop their information literacy. Schools will probably need to invest more in creating information-rich environments in which their students can practice these information skills.

References

- Brown, G. (1997). *Information skills in the New Zealand curriculum: A blueprint for education?* Paper presented at the New Zealand Association for Research in Education Annual Conference, December 4-7, 1997, Auckland. [On-line]. Available: <http://pakuranga.school.nz/asla.html/gbrown.html>
- Brown, G. (1998). *Assessing an essential skill: Finding information in the library.* Paper presented at the New Zealand Association for Research in Education Annual Conference, December 3-6, 1998, Dunedin.
- Brown, G. (1999). Information literacy curriculum & assessment: Implications for schools from New Zealand. In Henri, J. & Bonanno, K. (Eds). *The information literate school community: Best practice.* (pp.55-74) Wagga Wagga: Charles Sturt University, Centre for Information Studies.
- Crooks, T., & Flockton, L. (1998). *Information skills: Assessment results 1997. National Education Monitoring Report 7.* Dunedin: University of Otago, Educational Assessment Research Unit.
- Doyle, C. S. (1994). *Information literacy in an information society: A concept for the information age.* Syracuse, NY: ERIC Clearinghouse on Information and Technology.
- Dreher, M. J., & Guthrie, J. T. (1990). Cognitive processes in textbook chapter search tasks. *Reading Research Quarterly, XXV*, (4), 323-339.
- Moore, P. (1995). Information problem solving: A wider view of library skills. *Contemporary Educational Psychology, 20*, 1-31.
- Moore, P., & Pouloupoulos, N. (in press). Butterflies and elephants in the classroom: Teachers researching information literacy. *SCAN*.
- SAS Institute. (1996). *SAS system for windows. V6.12 TS050.* Carey, NC: SAS Institute, Inc.
- Wu, M., Adams, R., & Wilson, M. (1997). *Conquest: Generalised item response modelling software.* Melbourne: ACER.

¹ Decile is a system of classifying schools by the socio-economic status of households in the geographic vicinity of schools. Neighbourhoods are ranked and then broken into 10 equal sized deciles with 1 representing the lowest and 10 the highest socio-economic categories.



U.S. Department of Education
 Office of Educational Research and Improvement (OERI)
 National Library of Education (NLE)
 Educational Resources Information Center (ERIC)



Reproduction Release
 (Specific Document)




I. DOCUMENT IDENTIFICATION:

Title:	Information skills: How information literate are New Zealand children?
Author(s):	Gavin T. L. Brown
Corporate Source:	New Zealand Council for Educational Research
Publication Date:	1999

II. REPRODUCTION RELEASE:

In order to disseminate as widely as possible timely and significant materials of interest to the educational community, documents announced in the monthly abstract journal of the ERIC system, Resources in Education (RIE), are usually made available to users in microfiche, reproduced paper copy, and electronic media, and sold through the ERIC Document Reproduction Service (EDRS). Credit is given to the source of each document, and, if reproduction release is granted, one of the following notices is affixed to the document.

If permission is granted to reproduce and disseminate the identified document, please CHECK ONE of the following three options and sign in the indicated space following.

These sample stickers shown below will be affixed to all Level 1 documents	These sample stickers shown below will be affixed to all Level 2A documents	These sample stickers shown below will be affixed to all Level 2B documents
PERMISSION TO REPRODUCE AND DISSEMINATE THIS MATERIAL HAS BEEN GRANTED BY _____ TO THE EDUCATIONAL RESOURCES INFORMATION CENTER (ERIC)	PERMISSION TO REPRODUCE AND DISSEMINATE THIS MATERIAL IN MICROFICHE, AND IN ELECTRONIC MEDIA FOR ERIC COLLECTION SUBSCRIBERS ONLY, HAS BEEN GRANTED BY _____ TO THE EDUCATIONAL RESOURCES INFORMATION CENTER (ERIC)	PERMISSION TO REPRODUCE AND DISSEMINATE THIS MATERIAL IN MICROFICHE ONLY HAS BEEN GRANTED BY _____ TO THE EDUCATIONAL RESOURCES INFORMATION CENTER (ERIC)
Level 1 	Level 2A 	Level 2B 
Check here for Level 1 release, permitting reproduction and dissemination in microfiche or other ERIC archival media (e.g. electronic) and paper copy.	Check here for Level 2A release, permitting reproduction and dissemination in microfiche and in electronic media for ERIC archival collections subscribers only	Check here for Level 2B release, permitting reproduction and dissemination in microfiche only
Documents will be processed as indicated provided reproduction quality permits. If permission to reproduce is granted, but no box is checked, documents will be processed at Level 1.		

Thereby grant to the Educational Resources Information Center (ERIC) nonexclusive permission to reproduce and disseminate this document as indicated above. Reproduction from the ERIC microfiche, or electronic media by persons other than ERIC employees and its system contractors requires permission from the copyright holder. Exception is made for non-profit reproduction by libraries and other service agencies to satisfy information needs of educators in response to discrete inquiries.

Signature:		Printed Name/Position/Title:	Gavin T. L. Brown, Researcher
Organization/Address:	PO Box 3237 Wellington 6000 New Zealand	Telephone:	64-04-802-1468
		Fax:	64-04-384-7933
		E-mail Address:	gavin.brown@nzcer.org.nz
		Date:	13 December 1999

III. DOCUMENT AVAILABILITY INFORMATION (FROM NON-ERIC SOURCE):

If permission to reproduce is not granted to ERIC, or, if you wish ERIC to cite the availability of the document from another source, please provide the following information regarding the availability of the document. (ERIC will not announce a document unless it is publicly available, and a dependable source can be specified. Contributors should also be aware that ERIC selection criteria are significantly more stringent for documents that cannot be made available through EDRS.)

Publisher/Distributor:
Address:
Price:

IV. REFERRAL OF ERIC TO COPYRIGHT/REPRODUCTION RIGHTS HOLDER:

If the right to grant this reproduction release is held by someone other than the addressee, please provide the appropriate name and address:

Name:
Address:

V. WHERE TO SEND THIS FORM:

Send this form to the following ERIC Clearinghouse:	
ERIC Clearinghouse on Assessment and Evaluation 1129 Shriver Laboratory (Bldg 075) College Park, Maryland 20742	Telephone: 301-405-7449 Toll Free: 800-464-3742 Fax: 301-405-8134 ericae@ericae.net http://ericae.net

EFF-088 (Rev. 9/97)