

DOCUMENT RESUME

ED 437 596

CG 029 747

TITLE PRIDE Questionnaire Report: 1995-96 National Summary, Grades 6 through 12.

INSTITUTION PRIDE Surveys, Bowling Green, KY.

PUB DATE 1996-09-00

NOTE 110p.

AVAILABLE FROM PRIDE Surveys, 166 St. Charles St., Bowling Green, KY 42101. Tel: 502-746-9596; Tel: 800-279-6361 (Toll Free).

PUB TYPE Numerical/Quantitative Data (110) -- Reports - Research (143)

EDRS PRICE MF01/PC05 Plus Postage.

DESCRIPTORS *Adolescents; *Drinking; Drug Education; *Drug Use; Intermediate Grades; Juvenile Gangs; National Surveys; *Prevention; Secondary Education; Student Behavior; Suicide; Tables (Data); *Violence

ABSTRACT

This booklet provides graphs, tables, and a summary compiled from data collected in schools using the 1995-1996 PRIDE Questionnaire. The data reflect prevalence and patterns of drug and alcohol abuse, violence, gang activity, and suicide. This report is designed for educators to use within their drug abuse and violence awareness and prevention programs with faculty, students, and parents. This report is divided into four chapters. Chapter One, Introduction, contains a news release about results of the Pride Survey. Chapter 2, Summary Statistics, includes five figures that summarize some of the student information questions in regards to drug use. These data were gathered by examining specific subsets of the youth population. Chapter 3, Standard Graphs, includes 26 graphs that explain the relationship between student behavior and alcohol/drug use. The location and time of drug use graphs help with understanding the need for a commitment to drug abuse prevention by parents and the larger community. They show that student alcohol and other drug use occurs most often outside the school and at times when school is not in session. The Perceived Harm of alcohol and other drugs graphs assist with understanding how false assumptions concerning harm are related to drug use. When drugs are perceived as harmless, the probability of use increases. The availability graphs show that easy access to drugs increases the probability of use and that availability increases at higher grade levels. Chapter 4, Percentage Tables, contains 135 tables. Each table corresponds to an item on the questionnaire. Data is presented by grade level. (MKA)

ED 437 596

PRIDE QUESTIONNAIRE REPORT

1995-96 National Summary Grades 6 through 12

U.S. DEPARTMENT OF EDUCATION
Office of Educational Research and Improvement
EDUCATIONAL RESOURCES INFORMATION
CENTER (ERIC)

- This document has been reproduced as received from the person or organization originating it.
- Minor changes have been made to improve reproduction quality.

- Points of view or opinions stated in this document do not necessarily represent official OERI position or policy.

PERMISSION TO REPRODUCE AND
DISSEMINATE THIS MATERIAL HAS
BEEN GRANTED BY

T. Gleaton

TO THE EDUCATIONAL RESOURCES
INFORMATION CENTER (ERIC)

1

US959999

Wed Sep 25 13:56:15 CDT 1996

CG029747



BEST COPY AVAILABLE

©1995 PRIDE, Inc.
May not be used without permission

2

CHAPTER 1

INTRODUCTION

The following graphs, summary and tables are compiled from data collected in your school(s) using the **PRIDE Questionnaire**. These data reflect prevalence and patterns of drug and alcohol use, violence, gang activity and suicide. It is important that this report be utilized as part of your drug abuse and violence awareness and prevention programs. We strongly suggest that you:

- **COPY THE FOLLOWING PAGES**, (which highlight and graphically summarize drug use and violent behavior by students in your school)
- **DISTRIBUTE THEM TO YOUR FACULTY**
- **AND SHARE THIS INFORMATION WITH PARENTS.**

Most of all, we strongly encourage a parent meeting at your school to share this information!

NOTE: Drug use occurs more often in the home than at school. Most drug use occurs on weekends when school is not in session. You will find statistics in this report which support these findings.

FOR GREATEST SUCCESS IN DECREASING DRUG USE, FACULTY, STUDENTS AND PARENTS MUST WORK TOGETHER TOWARD A DRUG-FREE LIFESTYLE.

If you have questions about this report or if you wish to have information on other **PRIDE** services and products, please call the **PRIDE** Office or write to the following address:

PRIDE Surveys
Janie Pitcock
166 St Charles St
Bowling Green, KY 42101
1-800-279-6361
1-502-746-9596



*Devoted to
drug abuse prevention
through education*

PRESS RELEASE

Embargoed for release
1:00 P.M., Sept. 25, 1996

Contact: Doug Hall
770/458-9900

**Student use of most drugs reaches highest level in nine years
More report getting "very high, bombed, or stoned"**

Washington, Sept. 25 – More than one in four high school seniors (26.5%) used an illicit drug once a month or more often during the past school year, and when they used drugs they got more intoxicated than ever.

- Nearly one in five 12th graders (18.3%) used an illicit drug weekly or more.
- Almost one in ten (8.4%) used daily.
- More than a quarter admitted *weekly* alcohol use (25.8%). In addition, 7.1% used cocaine in the past year; 11.6% used uppers; 12.1% used hallucinogens, and 3.5% used heroin.

In its ninth annual survey of students in grades 6-12, PRIDE (National Parents' Resource Institute for Drug Education) reported that annual use of most drugs was at the highest level since the survey began in 1987-88. Record percentages of use were reported for the following drug categories: cigarettes, marijuana, cocaine, uppers, downers, inhalants, and hallucinogens.

% Any Illicit Drug Use by 12th Graders			
	1987-88*	1995-96	% Chg.
Annual	28.5	40.8	+43.2
Monthly	15.8	26.5	+67.8
Weekly	9.7	18.3	+88.7
Daily	3.4	8.4	+147.1

*First Year of PRIDE Survey National Summary

Only three drug categories have ever shown higher levels of use in the PRIDE Survey: beer, wine coolers, and liquor. (Heroin was added as a drug category in 1995-96.)

MORE

3610 DeKalb Technology Parkway
Suite 105
Atlanta, GA 30340
Phone: 770/458-9900
Fax: 770/458-5030

Overall, for grades 6-12, PRIDE found that 29.5% of all students surveyed reported annual use of at least one illicit drug, compared with 18.6% in 1987-88, an increase of 58.6%.

	1987-88	1995-96	% Chg.
Annual	18.6	29.5	+58.6
Monthly	10.6	18.3	+72.6
Weekly	6.6	12.5	+89.4
Daily	2.3	5.2	+126.1

Annual use of any illicit drug increased from 24.0% in 1994-95 to 29.5% 1995-96, a one-year increase of 22.9%.

On a monthly basis, use of any illicit drug by students in grades 6-12 rose from 10.6% in 1987-88 to 18.3% in 1995-96, an increase of 72.6%.

Fewer students than ever say parents warn them

Despite these alarming statistics, the percentage of students who said their parents talk to them often or a lot about the problems of alcohol and other drugs plunged to the lowest level in the six years that the question has appeared on the survey instrument (29.6% in 1995-96 vs. 40.3% in 1990-91, a drop of 26.6%).

Nor are students receiving drug warnings from their peers. Only 11.7% said their friends talk to them regularly about the problems of drugs, compared to 10.7% in 1990-91, a slight improvement.

By contrast, 88.9% said their teachers have taught them about drug dangers.

Peers	11.7
Parents	29.6
Teachers	88.9

When parents warn their children about drugs, use is lower. For example, among students who said they never hear from their parents on the subject of drugs, 35.5% reported using an illicit drug in the past year. That number fell to 26.6% for those whose parents spoke "a lot."

Schools are least likely place of drug use

Compounding the problem that fewer parents talk to their children about drugs is the fact that most drug use occurs when and where parents are in charge.

Among five choices (home, friend's home, car, other place, and school), students said a school building is the last place they use drugs. For example, among 6-12th graders, 16.8% said they smoked marijuana at a friend's home, 13.9% said they smoked at some other place in the community; 10.3% said they smoked in a car; 8.2% said in their own home; and 4.2% said in school.

Students said they used drugs mostly at night and on weekends, again when parents are in charge.

MORE

"Students are getting more guidance about drugs from their teachers than from their parents and friends, and they are using drugs far more often at home, in cars, and at places in the community other than schools. School is the most drug-preventive, drug-free place in town," said Thomas J. Gleaton, president of PRIDE.

Friend's Home	16.8
Other Place	13.9
Car	10.3
Their Home	8.2
School	4.2

When they use, students are getting higher than ever

Besides more students using drugs more frequently, more students in 1995-96 reported getting "very high, bombed, or stoned." When they used marijuana, nearly three-fourths of seniors (73.6%) said they get very high, versus 62.8% who responded the same way in 1987-88.

Users of beer, cocaine, uppers, inhalants, and hallucinogens also said they were getting higher today than nine years ago.

"This is not so-called 'recreational' use. This is marijuana, cocaine, heroin, LSD, and amphetamines. This is not experimentation. This is monthly, weekly, and daily use. This is a human tragedy," said Doug Hall, executive director of PRIDE.

	1987-88	1995-96
Beer	26.6	35.9
Marijuana	62.8	73.6
Cocaine	68.8	77.7
Uppers	29.7	46.4
Inhalants	36.9	50.0
Hallucinogens	84.4	87.7

Today's report marks the fifth straight year of rising drug use reported by PRIDE. The PRIDE Survey has been reported annually since the 1987-88 school year.

The responses of 129,560 students in 26 states from New York to California were included in the survey, making it the largest student survey in the nation, and the first to report drug use for the 1995-96 school year.

Marijuana users deeply involved in other drugs

Among all students studied 29.5% said they used an illicit drug in the past year, and 24.8% said they smoked marijuana. However, most marijuana users in the study also drank alcohol, and used other dangerous drugs at very high rates

Among monthly marijuana users, 69% also drank liquor monthly versus 7.4% of non-marijuana users; 13% used cocaine monthly versus one-tenth of a percent of non-users; and 19% used hallucinogens monthly versus two-tenths of a percent for non-users.

MORE

In the past year, the sharpest increase came in junior high marijuana use (grades 6-8) which rose from 9.5% annual use in 1994-95 to 13.6% in 1995-96, a 43% increase. Nearly a tenth of the junior high (8.1%) said they used marijuana on a monthly basis or more, up from 5.7% in the previous year.

Among high school students (grades 9-12), marijuana annual use climbed from 28.2% to 34%, a 20.6% increase. One out of five in high school (22.3%) smoked monthly or more, versus 18.5% the year before.

Use was highest in the senior class with 37.9% smoking marijuana on an annual basis, 24.3% monthly or more, 16.6% weekly or more, and 7.3% daily.

"One stunning consequence of marijuana use is that a fifth of the Class of '96 who smoke marijuana weekly will find it difficult, if not impossible, to pass a pre-employment drug test," Hall said. "And that says nothing about the negative health consequences of this drug use."

One reason for rising marijuana use may be a lack of belief by students that marijuana is harmful to their health. Among sixth graders, 85.5% said marijuana was "very harmful" to their health. But among 12th graders, only 43.6% said the same.

Students also found marijuana easy to obtain, with 73.3% of 12th graders saying it is easy to get.

Cigarette use at nine-year high

Nearly a half of all students in grades 9-12 smoked cigarettes in the past year (48.2%) and a third of them smoked monthly or more often (33.4%). That compares with 36.1% who used annually in 1987-88, a 33.5% increase, and 23.6% who smoked monthly, a 41.5% increase.

Daily smoking in grades 9-12 rose from 12.3% in 1987-88 to 18.4% in 1995-96, a 49.6% increase.

Mixed success in curbing teen violence

The percentage of students who said they carried a gun to school last year dropped slightly (from 4.9% the year before to 4.5%) as did the percentage saying they joined a gang (from 13.8% to 12.4%).

However, the number who said they threatened to harm someone rose (from 31.8% to 42.1%) as did the percentage of those who got in trouble with the police (from 24.7% to 25.2%).

MORE

Drug use was more common among students who carried a gun to school, joined a gang, got in trouble with the police, or experienced other negative behaviors. (See attachment.)

Methodology

The study was conducted during the 1995-96 school year and involved 129,560 students from 26 states. The PRIDE Survey represents data from sixth through twelfth grade students conducted between September and June of the school year. Participating schools are sent the PRIDE Questionnaire with explicit instructions for administering the anonymous, self report instrument.

Schools that administer the PRIDE Questionnaire do so voluntarily, or in compliance with a school district or state request.

The PRIDE Survey is consistent with other national studies, including the National Institute on Drug Abuse's Monitoring the Future Survey (see table below).

Any Illicit Drug Annual Use: PRIDE vs. Monitoring the Future																		
YEAR	1995-96			1994-95			1993-94			1992-93			1991-92			1990-91		
Grade	8	10	12	8	10	12	8	10	12	8	10	12	8	10	12	8	10	12
PRIDE	25.9	38.0	40.8	21.3	32.3	35.8	19.3	28.6	31.9	15.0	22.6	28.2	13.5	21.1	25.1	13.0	20.5	24.8
MTF				21.4	33.3	39.0	18.5	30.0	35.8	15.1	24.7	31.0	12.9	20.2	27.1	11.3	21.4	29.4
Difference				+0.1	+1.0	+3.2	-0.8	+1.4	+3.9	+0.1	+2.1	+2.8	-0.6	-0.9	+2.0	-1.7	+0.9	+4.6

Information from the PRIDE Survey is found in the President's National Drug Control Strategy and the Bureau of Justice Statistics Sourcebook. It is also used by the United States Congress as an indicator of student drug use.

Results from the 1995-96 PRIDE Survey were announced at a press conference at the National Press Club in Washington. Participating were Thomas J. Gleaton, Ed.D., president of PRIDE, and co-author of the survey, J. Douglas Hall, executive director of PRIDE, and Gen. Barry R. McCaffrey (Ret.), director of the Office of National Drug Control Strategy.

States represented in the 1995-96 PRIDE Survey: Arkansas, California, Colorado, Connecticut, Florida, Georgia, Idaho, Illinois, Kentucky, Louisiana, Michigan, Missouri, Mississippi, New Hampshire, New Jersey, New Mexico, New York, Ohio, Oklahoma, Pennsylvania, South Dakota, Tennessee, Virginia, Washington, Wisconsin, and West Virginia.

A copy of the methodology is available upon request.

#####

PRIDE Survey
Percentage of Students Who Report Using Drugs

DRUG	GRADE LEVEL	ANNUAL USE			MONTHLY USE		
		1994-95	1995-96	change	1994-95	1995-96	change
Cigarettes	Junior High	28.1	31.1	+3.0 [*]	15.7	17.2	+1.5 [*]
	Senior High	44.4	48.2	+3.8 [*]	31.3	33.4	+2.1 [*]
	12th Graders	46.8	50.0	+3.2 [*]	34.6	36.2	+1.6 [*]
Beer	Junior High	30.8	33.1	+2.3 [*]	11.8	12.5	+0.7 [*]
	Senior High	57.4	59.1	+1.7 [*]	33.3	34.3	+1.0 [*]
	12th Graders	64.0	64.9	+0.9	40.6	41.2	+0.6
Wine Coolers	Junior High	29.8	33.2	+3.4 [*]	9.8	10.8	+1.0 [*]
	Senior High	51.7	52.6	+0.9 [*]	23.1	22.3	-0.8 [*]
	12th Graders	56.5	54.5	-2.0 [*]	25.6	22.9	-2.7 [*]
Liquor	Junior High	21.3	22.9	+1.6 [*]	8.5	9.0	+0.5 [*]
	Senior High	51.5	53.4	+1.9 [*]	27.4	28.2	+0.8 [*]
	12th Graders	59.5	59.9	+0.4	32.5	32.8	+0.3
Any Alcohol	Junior High	39.8	44.5	+4.7 [*]	14.9	16.4	+1.5 [*]
	Senior High	66.8	70.6	+3.8 [*]	38.1	39.8	+1.7 [*]
	12th Graders	73.4	75.6	+2.2 [*]	45.4	46.4	+1.0
Marijuana	Junior High	9.5	13.6	+4.1 [*]	5.7	8.1	+2.4 [*]
	Senior High	28.2	34.0	+5.8 [*]	18.5	22.3	+3.8 [*]
	12th Graders	33.2	37.9	+4.7 [*]	20.9	24.3	+3.4 [*]
Cocaine	Junior High	1.9	2.7	+0.8 [*]	1.2	1.5	+0.3 [*]
	Senior High	4.5	5.6	+1.1 [*]	2.6	2.9	+0.3 [*]
	12th Graders	5.3	7.1	+1.8 [*]	2.9	3.6	+0.7 [*]
Uppers	Junior High	3.3	4.6	+1.3 [*]	2.0	2.4	+0.4 [*]
	Senior High	9.3	10.5	+1.2 [*]	5.1	5.2	+0.1 [*]
	12th Graders	10.6	11.6	+1.0 [*]	5.6	5.8	+0.2
Downers	Junior High	2.4	3.5	+1.1 [*]	1.5	1.9	+0.4 [*]
	Senior High	5.5	7.1	+1.6 [*]	3.4	3.8	+0.4 [*]
	12th Graders	5.9	7.4	+1.5 [*]	3.6	4.1	+0.5 [*]
Inhalants	Junior High	6.3	8.5	+2.2 [*]	2.9	3.5	+0.6 [*]
	Senior High	7.5	7.6	+0.1	3.5	3.4	-0.1
	12th Graders	6.6	6.6	+0.0	3.	3.1	+0.1
Hallucinogens	Junior High	2.4	3.3	+0.9 [*]	1.5	1.8	+0.3 [*]
	Senior High	7.7	9.5	+1.8 [*]	4.1	4.5	+0.4 [*]
	12th Graders	9.7	12.1	+2.4 [*]	4.8	5.1	+0.3
Heroin	Junior High		2.1 ^{**}			1.3 ^{**}	
	Senior High		3.1 ^{**}			1.9 ^{**}	
	12th Graders		3.5 ^{**}			2.2 ^{**}	
Designer Drugs	Junior High		3.8 ^{**}			2.1 ^{**}	
	Senior High		5.1 ^{**}			2.8 ^{**}	
	12th Graders		5.2 ^{**}			2.8 ^{**}	
Any Illicit Drugs	Junior High	14.8	19.7	+4.9 [*]	8.6	10.9	+2.3 [*]
	Senior High	31.9	37.6	+5.7 [*]	21.2	24.4	+3.2 [*]
	12th Graders	35.8	40.8	+5.0 [*]	23.0	26.5	+3.5 [*]

*Statistically significant difference at .05 level using chi-square with variables year & no-use/use.

**New drug category added this year. No prior data to compare.

Grade	N-Sizes	
	1994-95	1995-96
Junior High	92,453	58,596
Senior High	105,788	70,964
12th	20,698	14,261

1995-96 USA - PRIDE Summary Report - Violence

6-8th grade n = 58,596			9-12th grade n = 70,964		
Percentage of Junior High (6-8th) students who report ...			Percentage of Senior High (9-12th) students who report ...		
carrying a gun to school = 3.8%			carrying a gun to school = 5.1%		
taking part in gang activities = 13.0%			taking part in gang activities = 12.0%		
thinking often or a lot about suicide = 6.3%			thinking often or a lot about suicide = 7.3%		
threatening to harm another student = 44.7%			threatening to harm another student = 40.0%		
getting in trouble with the police = 21.9%			getting in trouble with the police = 28.0%		
Drug Use of Junior High (6-8th) Students Who Report ...			Drug Use of Senior High (9-12th) Students Who Report ...		
carrying a gun to school			carrying a gun to school		
<i>Drug</i>	<i>Yes</i>	<i>No</i>	<i>Drug</i>	<i>Yes</i>	<i>No</i>
Liquor	67.8%	21.1%	Liquor	83.6%	51.8%
Marijuana	64.2%	11.4%	Marijuana	78.0%	31.6%
Cocaine	30.3%	1.5%	Cocaine	36.5%	3.8%
Inhalants	36.8%	7.3%	Inhalants	35.7%	5.9%
N-sizes	2,199	55,063	N-sizes	3,534	65,711
taking part in gang activities			taking part in gang activities		
<i>Drug</i>	<i>Yes</i>	<i>No</i>	<i>Drug</i>	<i>Yes</i>	<i>No</i>
Liquor	55.2%	18.1%	Liquor	78.6%	49.9%
Marijuana	47.1%	8.5%	Marijuana	69.3%	29.1%
Cocaine	13.5%	1.1%	Cocaine	21.6%	3.4%
Inhalants	26.4%	5.8%	Inhalants	24.3%	5.3%
N-sizes	7,525	50,304	N-sizes	8,402	61,824
thinking of suicide often or a lot			thinking of suicide often or a lot		
<i>Drug</i>	<i>Yes</i>	<i>No</i>	<i>Drug</i>	<i>Yes</i>	<i>No</i>
Liquor	53.5%	21.0%	Liquor	73.3%	51.8%
Marijuana	41.9%	11.7%	Marijuana	58.1%	32.1%
Cocaine	16.1%	1.8%	Cocaine	19.9%	4.4%
Inhalants	33.8%	6.8%	Inhalants	25.7%	6.1%
N-sizes	3,577	53,274	N-sizes	5,050	64,488
threatening to harm another			threatening to harm another		
<i>Drug</i>	<i>Yes</i>	<i>No</i>	<i>Drug</i>	<i>Yes</i>	<i>No</i>
Liquor	35.8%	12.5%	Liquor	67.6%	44.0%
Marijuana	23.0%	5.7%	Marijuana	48.5%	24.3%
Cocaine	4.9%	0.8%	Cocaine	9.8%	2.6%
Inhalants	14.5%	3.5%	Inhalants	13.1%	3.5%
N-sizes	25,650	31,753	N-sizes	27,764	41,614
getting in trouble with police			getting in trouble with police		
<i>Drug</i>	<i>Yes</i>	<i>No</i>	<i>Drug</i>	<i>Yes</i>	<i>No</i>
Liquor	49.8%	15.5%	Liquor	75.6%	44.7%
Marijuana	39.4%	6.4%	Marijuana	62.0%	23.0%
Cocaine	9.1%	0.9%	Cocaine	14.2%	2.2%
Inhalants	20.6%	5.1%	Inhalants	16.8%	3.9%
N-sizes	12,512	44,732	N-sizes	19,450	50,108

Drug use figures represent annual usage (at least 1 per year)

1994-95 vs. 1995-96 NATIONAL SUMMARY RESULTS
USA - PRIDE - CHI-SQUARE TEST

Percent of Junior High Students Who Used These Drugs At Least 1/Year

Drug	Junior High 1994-95	Junior High 1995-96	Chi-Square	Relative % Change
Cigarettes	28.1%	31.1%	160.0*	+10.7%
Beer	30.8%	33.1%	91.4*	+7.5%
Wine Coolers	29.8%	33.2%	193.3*	+11.4%
Liquor	21.3%	22.9%	54.3*	+7.5%
Any Alcohol	39.8%	44.5%	314.3*	+11.8%
Marijuana	9.5%	13.6%	600.7*	+43.2%
Cocaine	1.9%	2.7%	108.0*	+42.1%
Uppers	3.3%	4.6%	149.5*	+39.4%
Downers	2.4%	3.5%	156.0*	+45.8%
Inhalants	6.3%	8.5%	259.3*	+34.9%
Hallucinogens	2.4%	3.3%	118.5*	+37.5%
Heroin	0.0%	2.1%	N/A**	+0.0%
Designer Drugs	0.0%	3.8%	N/A**	+0.0%
Any Illicit Drugs	14.8%	19.7%	601.3*	+33.1%

*Statistically significant difference at .05 with 1 degree of freedom.

**New drug category added this year. No prior data to compare.

Percent of Senior High Students Who Used These Drugs At Least 1/Year

Drug	Senior High 1994-95	Senior High 1995-96	Chi-Square	Relative % Change
Cigarettes	44.4%	48.2%	246.8*	+8.6%
Beer	57.4%	59.1%	52.6*	+3.0%
Wine Coolers	51.7%	52.6%	14.4*	+1.7%
Liquor	51.5%	53.4%	59.4*	+3.7%
Any Alcohol	66.8%	70.6%	279.4*	+5.7%
Marijuana	28.2%	34.0%	654.0*	+20.6%
Cocaine	4.5%	5.6%	112.8*	+24.4%
Uppers	9.3%	10.5%	69.1*	+12.9%
Downers	5.5%	7.1%	179.0*	+29.1%
Inhalants	7.5%	7.6%	0.6	+1.3%
Hallucinogens	7.7%	9.5%	186.8*	+23.4%
Heroin	0.0%	3.1%	N/A**	+0.0%
Designer Drugs	0.0%	5.1%	N/A**	+0.0%
Any Illicit Drugs	31.9%	37.6%	598.1*	+17.9%

*Statistically significant difference at .05 with 1 degree of freedom.

**New drug category added this year. No prior data to compare.

N-Sizes		
Grade	1994-95	1995-96
Junior High	92,453	58,596
Senior High	105,788	70,964

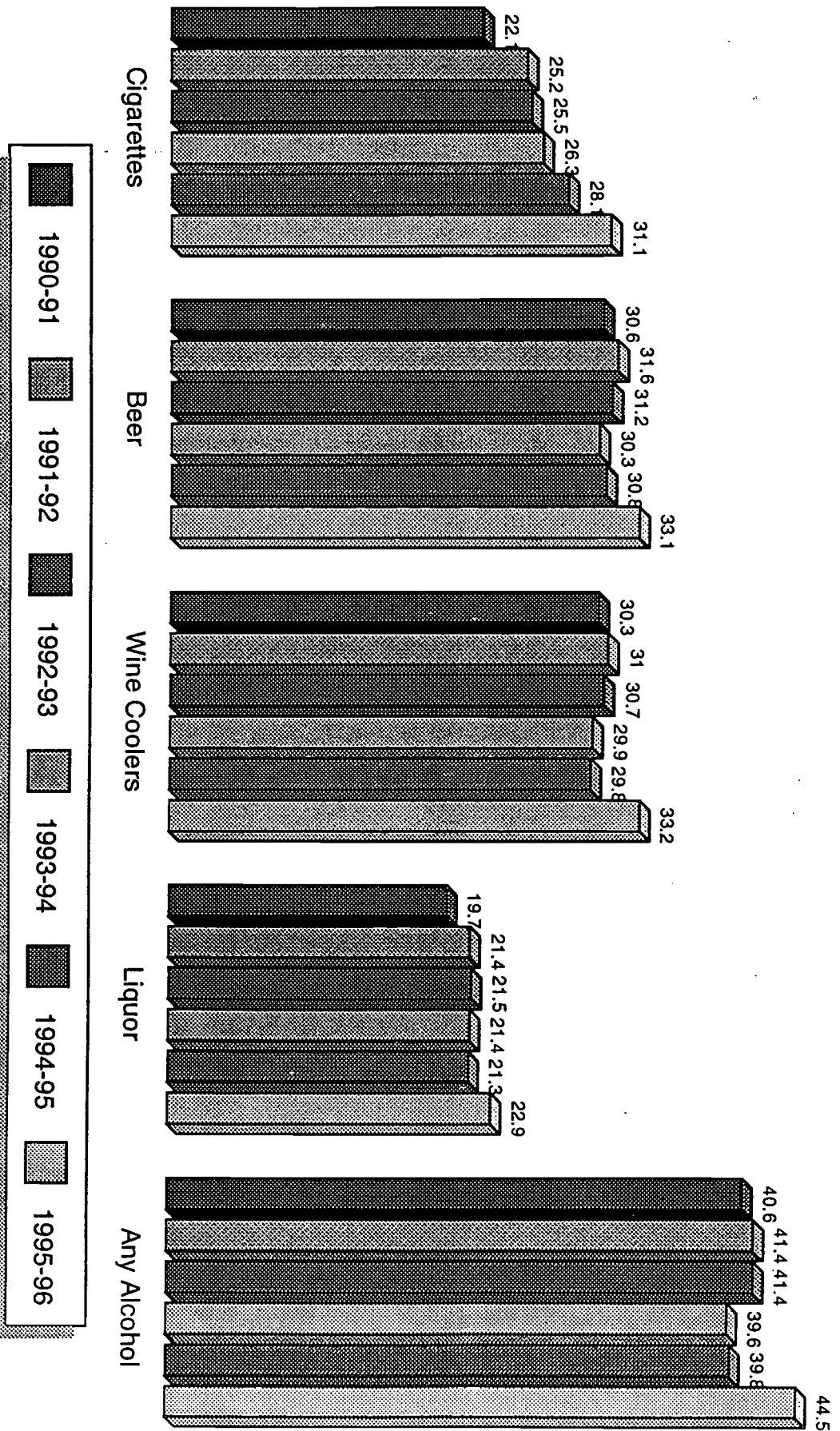
PRIDE National Summary
% of Annual Drug Use by Junior and Senior High Students

	<u>87-88</u>	<u>88-89</u>	<u>89-90</u>	<u>90-91</u>	<u>91-92</u>	<u>92-93</u>	<u>93-94</u>	<u>94-95</u>	<u>95-96</u>
Cigarettes									
Jr. High	22.1	28.1	27.6	22.6	25.2	25.5	26.3	28.1	31.1
Sr. High	34.6	38.7	38.0	35.2	37.7	38.4	41.5	44.4	48.2
Beer									
Jr. High	30.8	37.5	35.9	30.6	31.6	31.2	30.3	30.8	33.1
Sr. High	57.9	61.4	58.9	56.2	56.5	55.6	56.5	57.4	59.1
Wine Coolers									
Jr. High	29.5	36.4	35.2	30.3	31.0	30.7	29.9	29.8	33.2
Sr. High	56.4	60.2	56.9	55.4	53.8	52.2	52.0	51.7	52.6
Liquor									
Jr. High	17.9	24.9	24.9	19.6	21.4	21.5	21.4	21.3	22.9
Sr. High	45.6	51.9	51.0	48.7	50.0	49.5	51.3	51.5	53.4
Marijuana									
Jr. High	5.7	7.6	6.6	4.5	4.8	5.8	8.2	9.5	13.6
Sr. High	20.1	21.9	19.1	16.9	16.4	19.0	24.6	28.2	34.0
Cocaine									
Jr. High	1.2	1.7	1.7	1.3	1.5	1.6	1.9	1.9	2.7
Sr. High	3.9	4.6	4.0	3.4	3.3	3.4	4.0	4.5	5.6
Uppers									
Jr. High	2.4	3.6	3.6	2.6	3.0	3.0	3.4	3.3	4.6
Sr. High	7.3	9.2	8.0	7.6	8.3	7.9	9.1	9.3	10.5
Downers									
Jr. High	1.7	2.5	2.5	1.9	2.2	2.2	2.4	2.4	3.5
Sr. High	4.2	5.3	4.7	4.6	4.9	4.6	5.3	5.5	7.1
Inhalants									
Jr. High	3.9	5.2	4.9	4.0	4.8	4.8	5.9	6.3	8.5
Sr. High	4.4	5.1	5.1	4.9	5.5	5.6	6.9	7.5	7.6
Hallucinogens									
Jr. High	1.1	1.7	1.8	1.5	1.8	1.9	2.1	2.4	3.3
Sr. High	3.1	4.4	4.9	4.9	5.3	5.7	6.6	7.7	9.5

Grades 6 to 8

% Students Who Use Cigarettes & Alcohol

USA - PRIDE Survey - Annual Use



13

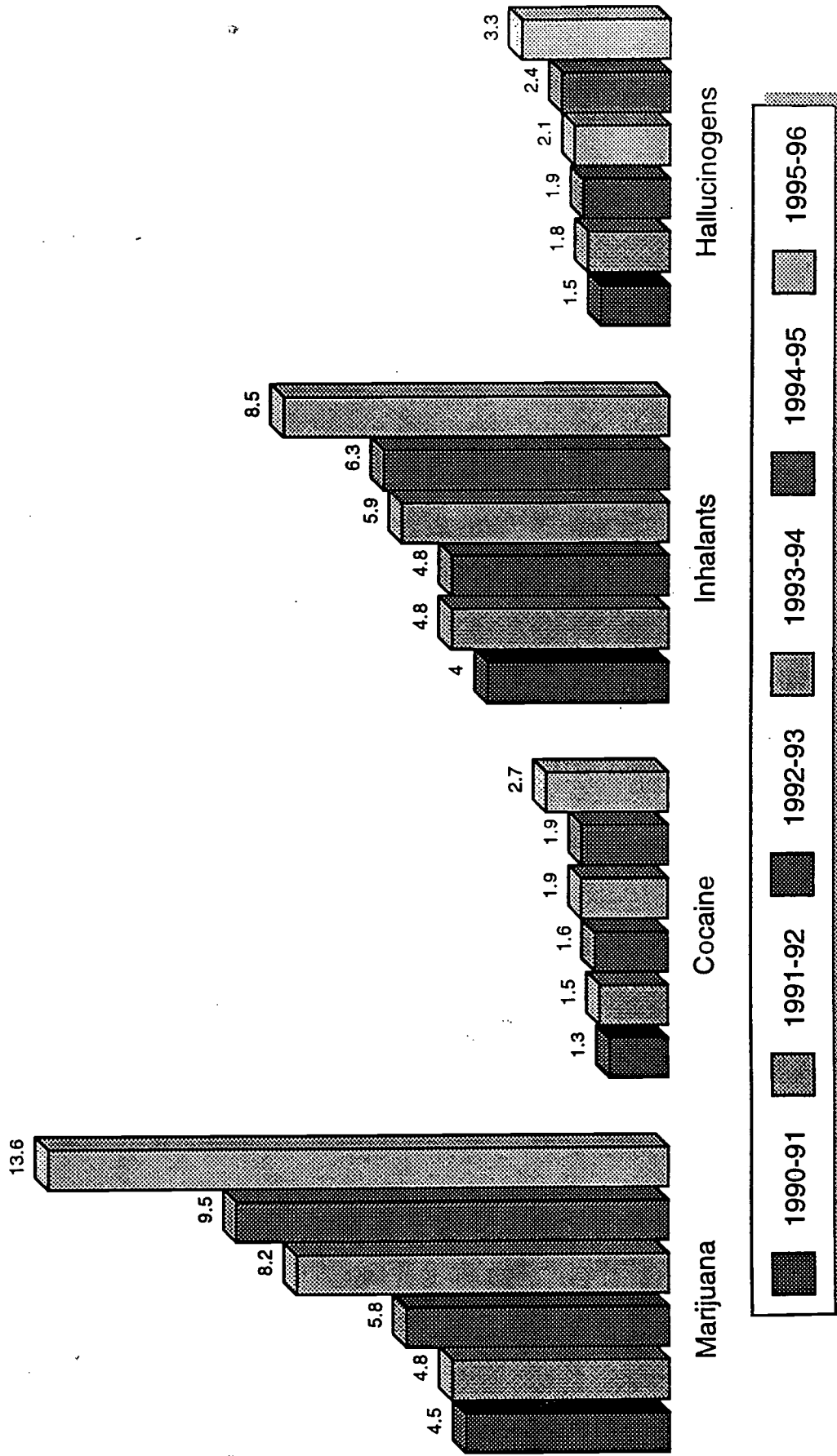
Students Surveyed by Years

90-91=120,236 92-93=105,335 94-95=92,453
 91-92=99,426 93-94=92,939 95-96=58,596



Grades 6 to 8

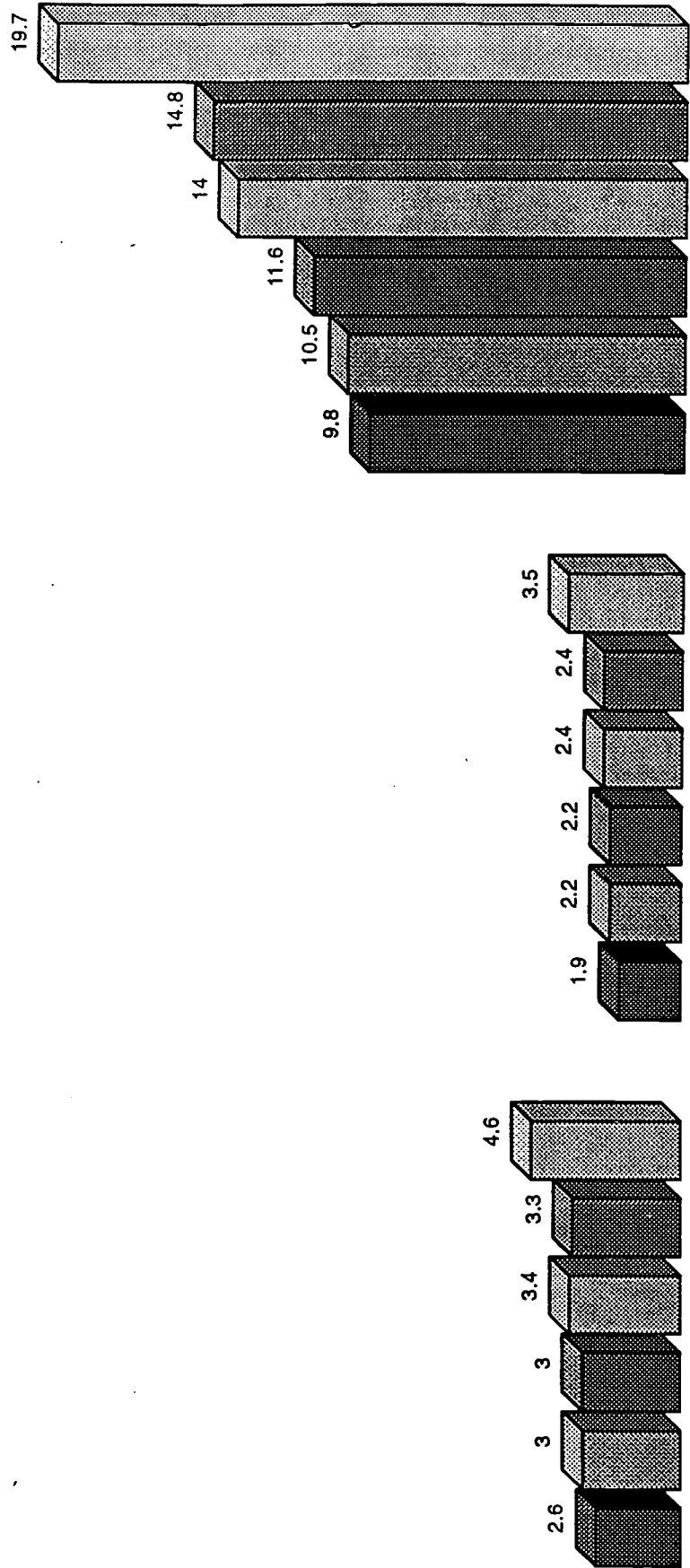
% Students Who Use Marijuana, Cocaine, Inhalants and Hallucinogens
USA - PRIDE Survey - Annual Use



Students Surveyed by Years
 90-91=120,236 92-93=105,335 94-95=92,453
 91-92=99,426 93-94=92,939 95-96=58,596

Grades 6 to 8

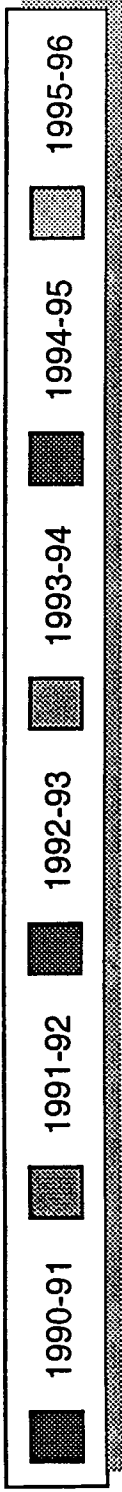

% Students Who Use Uppers, Downers & Any Illicit Drug
USA - PRIDE Survey - Annual Use



Students Surveyed by Years
 90-91=120,236 92-93=105,335 94-95=92,453
 91-92=99,426 93-94=92,939 95-96=58,596

Grades 9 to 12

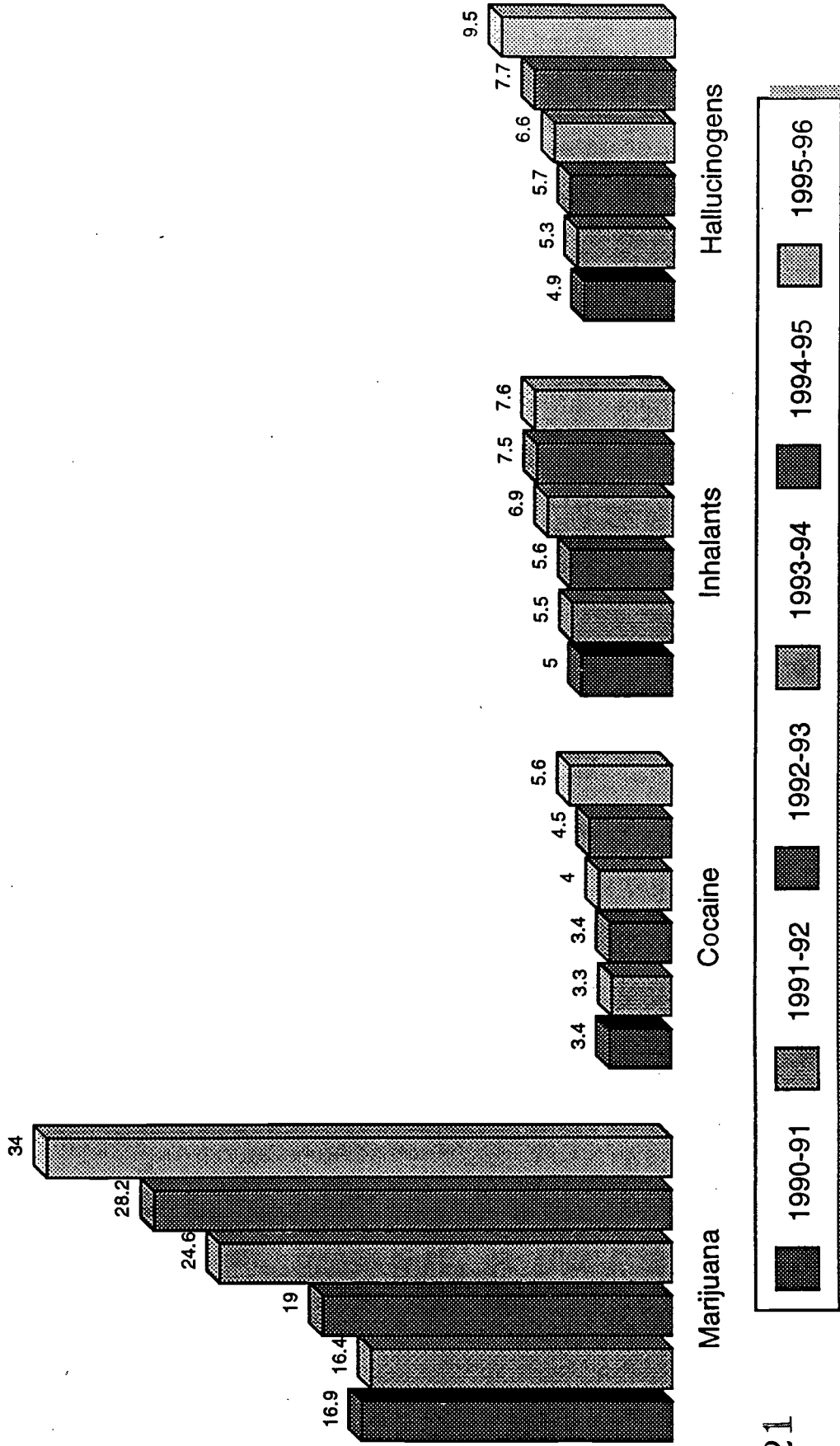
% Students Who Use Cigarettes and Alcohol USA - PRIDE Survey - Annual Use



Students Surveyed by Years
 90-91=127,101 92-93=131,410 94-95=105,788
 91-92=113,376 93-94=104,796 95-96=70,964

Grades 9 to 12

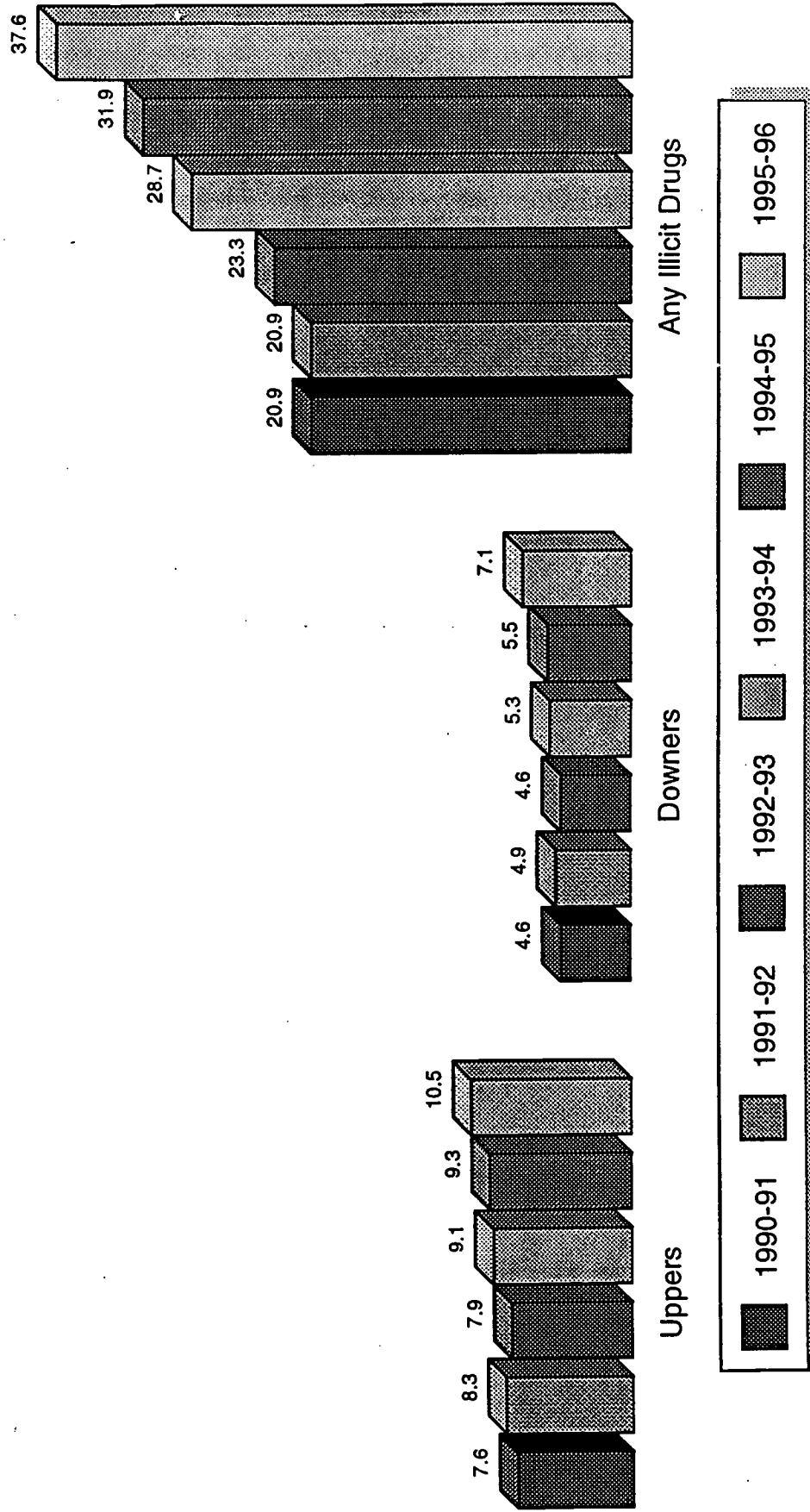
% Students Who Use Marijuana, Cocaine, Inhalants & Hallucinogens
USA - PRIDE Survey - Annual Use



Students Surveyed by Years
 90-91=127,101 92-93=131,410 94-95=105,788
 91-92=113,376 93-94=104,796 95-96=70,964

Grades 9 to 12

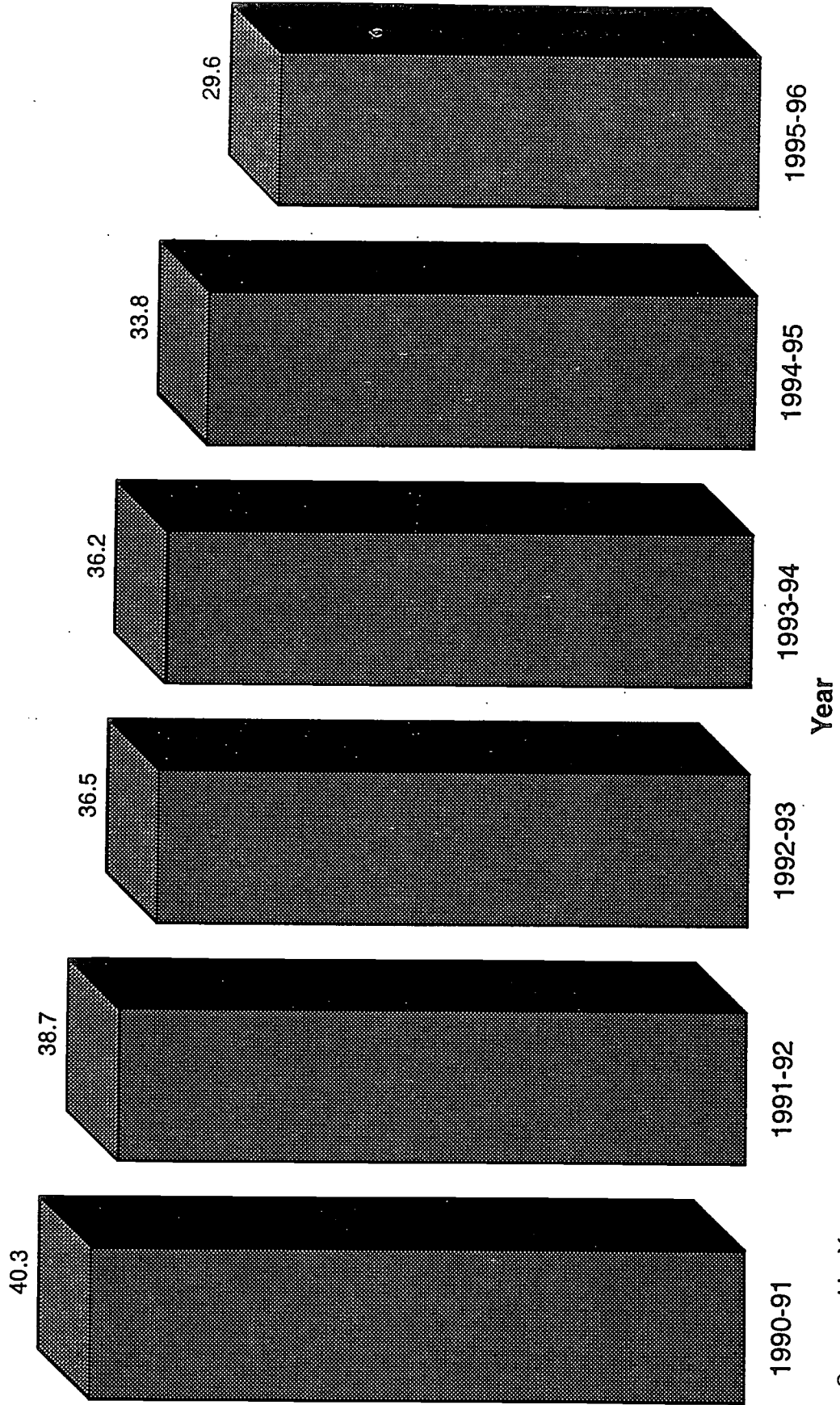
% Students Who Use Uppers, Downers & Any Illicit Drug
USA - PRIDE Survey - Annual Use



Students Surveyed by Years
 90-91=127,101 92-93=131,410 94-95=105,788
 91-92=113,376 93-94=104,796 95-96=70,964

Grades 6 to 12

% of Students Reporting Their Parents Talk to Them Often/A Lot About Drugs
 USA - PRIDE Survey - Annual Use




25

Students Surveyed by Years
 90-91=120,236 92-93=105,335 94-95=92,453
 91-92=99,426 93-94=92,939 95-96=58,596

Grades 6 to 12

% of Student Use of Any Illicit Drug vs. Parent Talk About Dangers of Drugs
 USA - PRIDE Survey - Annual Use



Parent Talk About Dangers of Drugs

Students Surveyed in Grades 6 to 12 for 1995-96 = 129,560

TABLE OF CONTENTS

1 INTRODUCTION	1
1.1 Drug Use Summary	2
1.2 Cigarette Use	2
1.3 Alcohol Use	2
1.4 Marijuana Use	2
1.5 Cocaine Use	3
1.6 Hallucinogen (LSD) Use	4
 2 SUMMARY STATISTICS	 5
2.1 Guns	6
2.2 Gangs	7
2.3 Suicide	8
2.4 Threatening Behaviors	9
2.5 Trouble With The Police	10
2.6 Personal Safety	11
2.7 Risk and Protective Factors	12
2.7.1 Community - Risk Factors	12
2.7.2 Community - Protective Factors	12
2.7.3 School - Risk Factors	13
2.7.4 School - Protective Factors	13
2.7.5 Family - Risk Factors	13
2.7.6 Family - Protective Factors	13
2.7.7 Individual - Risk Factors	14
2.7.8 Individual - Protective Factors	14
 3 STANDARD GRAPHICS	 15
3.1 Frequency of Use	16
3.2 Where Do You Use	17
3.3 When Do You Use	20
3.4 Harmful to Health	23
3.5 How Easy Is It To Get	26
 4 PERCENTAGE TABLES	 29
4.1 Personal & Family Information	30
4.2 Student Characteristics	33
4.3 Harmful To Health	39
4.4 Within The Past Year How Often Have You Used	43
4.5 What Effect Do You Most Often Get When You Use	48

Table of Contents

ii

4.6 Where Do You Use	52
4.7 When Do You Use	56
4.8 While At School Have You	60
4.9 While Not At School Have You	64
4.10 How Easy Is It To Get	68
4.11 Frequency of Use	72

LIST OF TABLES

4.1 - Ethnic Origin	30
4.2 - Sex	30
4.3 - Age	30
4.4 - Do you live with:	31
4.5 - Do you have a job?	31
4.6 - Does your father have a job?	31
4.7 - Does your mother have a job?	32
4.8 - What is the educational level of your father?	32
4.9 - What is the educational level of your mother?	32
4.10 - Do you make good grades?	33
4.11 - Do you get into trouble at school?	33
4.12 - Do you take part in school activities such as sports teams, band, clubs, etc?	33
4.13 - Do you take part in community activities such as scouts, rec teams, youth clubs, etc?	34
4.14 - Do you attend church, synagogue, etc?	34
4.15 - Do you go to parties?	34
4.16 - Do you use alcohol/drugs at parties?	35
4.17 - Have you threatened to harm a teacher?	35
4.18 - Have you threatened to harm one or both of your parents, guardian, etc?	35
4.19 - Do your parents talk with you about the problems of alcohol/drugs?	36
4.20 - Do your friends talk with you about the problems of alcohol/drugs?	36
4.21 - Do your parents set clear rules for you?	36
4.22 - Do your parents punish you when you break the rules?	37
4.23 - Have you been in trouble with the police?	37
4.24 - Do you take part in gang activities?	37
4.25 - Have you thought about committing suicide?	38
4.26 - In 5th grade, did your class participate in the DARE program?	38
4.27 - Have your teachers taught you about the dangers of alcohol/drugs?	38
4.28 - Do you feel that using cigarettes is harmful to your health?	39
4.29 - Do you feel that using beer is harmful to your health?	39
4.30 - Do you feel that using wine coolers is harmful to your health?	39
4.31 - Do you feel that using liquor is harmful to your health?	40
4.32 - Do you feel that using marijuana is harmful to your health?	40
4.33 - Do you feel that using cocaine is harmful to your health?	40
4.34 - Do you feel that using uppers is harmful to your health?	41
4.35 - Do you feel that using downers is harmful to your health?	41
4.36 - Do you feel that using inhalants is harmful to your health?	41
4.37 - Do you feel that using hallucinogens is harmful to your health?	42

4.38 - Do you feel that using heroin is harmful to your health?	42
4.39 - Do you feel that using designer drugs is harmful to your health?	42
4.40 - Within the past year how often have you smoked cigarettes?	43
4.41 - Within the past year how often have you drunk beer?	43
4.42 - Within the past year how often have you drunk wine coolers?	43
4.43 - Within the past year how often have you drunk liquor?	44
4.44 - Within the past year how often have you smoked marijuana?	44
4.45 - Within the past year how often have you used cocaine?	44
4.46 - Within the past year how often have you used uppers?	45
4.47 - Within the past year how often have you used downers?	45
4.48 - Within the past year how often have you used inhalants?	45
4.49 - Within the past year how often have you used hallucinogens?	46
4.50 - Within the past year how often have you use heroin?	46
4.51 - Within the past year how often have you use designer drugs?	46
4.52 - Within the past year how often have you drunk alcohol?	47
4.53 - Within the past year how often have you use illicit drugs?	47
4.54 - What effect do you most often get when you drink beer?	48
4.55 - What effect do you most often get when you drink wine coolers?	48
4.56 - What effect do you most often get when you drink liquor?	48
4.57 - What effect do you most often get when you smoke marijuana?	49
4.58 - What effect do you most often get when you use cocaine?	49
4.59 - What effect do you most often get when you use uppers?	49
4.60 - What effect do you most often get when you use downers?	50
4.61 - What effect do you most often get when you use inhalants?	50
4.62 - What effect do you most often get when you use hallucinogens?	50
4.63 - What effect do you most often get when you use heroin?	51
4.64 - What effect do you most often get when you use designer drugs?	51
4.65 - Where do you smoke cigarettes?	52
4.66 - Where do you drink beer?	52
4.67 - Where do you drink wine coolers?	52
4.68 - Where do you drink liquor?	53
4.69 - Where do you smoke marijuana?	53
4.70 - Where do you use cocaine?	53
4.71 - Where do you use uppers?	54
4.72 - Where do you use downers?	54
4.73 - Where do you use inhalants?	54
4.74 - Where do you use hallucinogens?	55
4.75 - Where do you use heroin?	55
4.76 - Where do you use hallucinogens?	55
4.77 - When do you smoke cigarettes?	56
4.78 - When do you drink beer?	56
4.79 - When do you drink wine or wine coolers?	56
4.80 - When do you drink liquor?	57
4.81 - When do you smoke marijuana?	57

4.82 - When do you use cocaine?	57
4.83 - When do you use uppers?	58
4.84 - When do you use downers?	58
4.85 - When do you use inhalants?	58
4.86 - When do you use hallucinogens?	59
4.87 - When do you use heroin?	59
4.88 - When do you use designer drugs?	59
4.89 - While at school have you carried a gun?	60
4.90 - While at school have you carried a knife, club or other weapon?	60
4.91 - While at school have you threatened a student with a gun, knife or club?	60
4.92 - While at school have you threatened to hurt a student by hitting, slapping or kicking?	61
4.93 - While at school have you hurt a student by using a gun, knife or club?	61
4.94 - While at school have you hurt a student by hitting, slapping or kicking?	61
4.95 - While at school have you been threatened with a gun, knife or club by a student?	62
4.96 - While at school have you had a student threaten to hit, slap or kick you?	62
4.97 - While at school have you been afraid a student may hurt you?	62
4.98 - While at school have you been hurt by a student using a gun, knife or club?	63
4.99 - While at school have you been hurt by a student who hit, slapped or kicked you?	63
4.100 - While not at school have you carried a gun?	64
4.101 - While not at school have you carried a knife, club or other weapon?	64
4.102 - While not at school have you been threatened with a gun, knife or club by a student?	64
4.103 - While not at school have you been threatened with a gun, knife or club by an adult?	65
4.104 - While not at school have you been threatened by a student to beat you up?	65
4.105 - While not at school have you been threatened by an adult to beat you up?	65
4.106 - While not at school have you been hurt by a student using a gun, knife or club?	66
4.107 - While not at school have you been hurt by an adult using a gun, knife or club?	66
4.108 - While not at school have you been afraid a student will hurt you?	66
4.109 - While not at school have you been afraid an adult will hurt you?	67
4.110 - How easy is it to get cigarettes?	68
4.111 - How easy is it to get beer?	68
4.112 - How easy is it to get wine coolers?	68
4.113 - How easy is it to get liquor?	69
4.114 - How easy is it to get marijuana?	69
4.115 - How easy is it to get cocaine?	69
4.116 - How easy is it to get uppers?	70
4.117 - How easy is it to get downers?	70
4.118 - How easy is it to get inhalants?	70
4.119 - How easy is it to get hallucinogens?	71

4.120 - How easy is it to get heroin?	71
4.121 - How easy is it to get designer drugs?	71
4.122 - Frequency of Use -- Cigarettes	72
4.123 - Frequency of Use -- Beer	72
4.124 - Frequency of Use -- Wine Coolers	72
4.125 - Frequency of Use -- Liquor	73
4.126 - Frequency of Use -- Marijuana	73
4.127 - Frequency of Use -- Cocaine	73
4.128 - Frequency of Use -- Uppers	74
4.129 - Frequency of Use -- Downers	74
4.130 - Frequency of Use -- Inhalants	74
4.131 - Frequency of Use -- Hallucinogens	75
4.132 - Frequency of Use -- Heroin	75
4.133 - Frequency of Use -- Designer Drugs	75
4.134 - Frequency of Use -- Alcohol	76
4.135 - Frequency of Use -- Illicit Drugs	76

LIST OF FIGURES

2.1 - Drug Use of Student(s) Who Carry Guns VS Student(s) Who Do Not	6
2.2 - Drug Use of Student(s) In Gangs VS Student(s) Not In Gangs	7
2.3 - Drug Use of Student(s) Who Think of Suicide Often or A Lot VS Student(s) Who Do Not	8
2.4 - Drug Use of Student(s) Who Threaten VS Student(s) Who Do Not	9
2.5 - Drug Use of Student(s) Who Get In Trouble With Police VS Those Who Do Not	10
3.1 - % Students Who Use Tobacco, Alcohol and Marijuana	16
3.2 - % Students Who Use Illicit Drugs	16
3.3 - Where Do You Use Beer	17
3.4 - Where Do You Use Liquor	17
3.5 - Where Do You Use Marijuana	17
3.6 - Where Do You Use Cocaine	18
3.7 - Where Do You Use Inhalants	18
3.8 - Where Do You Use Hallucinogens	19
3.9 - When Do You Use Beer	20
3.10 - When Do You Use Liquor	20
3.11 - When Do You Use Marijuana	20
3.12 - When Do You Use Cocaine	21
3.13 - When Do You Use Inhalants	21
3.14 - When Do You Use Hallucinogens	22
3.15 - Is It Harmful To Use Beer	23
3.16 - Is It Harmful To Use Liquor	23
3.17 - Is It Harmful To Use Marijuana	23
3.18 - Is It Harmful To Use Cocaine	24
3.19 - Is It Harmful To Use Inhalants	24
3.20 - Is It Harmful To Use Hallucinogens	25
3.21 - How Easy Is It To Get Beer	26
3.22 - How Easy Is It To Get Liquor	26
3.23 - How Easy Is It To Get Marijuana	26
3.24 - How Easy Is It To Get Cocaine	27
3.25 - How Easy Is It To Get Inhalants	27
3.26 - How Easy Is It To Get Hallucinogens	28

1.1. Drug Use Summary

- Number of 6th grade students surveyed: 16078
- Number of 7th grade students surveyed: 14571
- Number of 8th grade students surveyed: 27947
- Number of 9th grade students surveyed: 18821
- Number of 10th grade students surveyed: 22159
- Number of 11th grade students surveyed: 15723
- Number of 12th grade students surveyed: 14261
- Number of students surveyed: 129560

1.2. Cigarette Use

17.5 percent of your 6th grade students said they smoked cigarettes within the past year (1994-95 PRIDE National Avg. = 16.8%). 30.8 percent of your 7th grade students said they smoked cigarettes within the past year (1994-95 PRIDE National Avg. = 26.8%). 39.1 percent of your 8th grade students said they smoked cigarettes within the past year (1994-95 PRIDE National Avg. = 37.8%). 45.8 percent of your 9th grade students said they smoked cigarettes within the past year (1994-95 PRIDE National Avg. = 42.3%). 48.5 percent of your 10th grade students said they smoked cigarettes within the past year (1994-95 PRIDE National Avg. = 44.3%). 49.2 percent of your 11th grade students said they smoked cigarettes within the past year (1994-95 PRIDE National Avg. = 45.2%). 50.0 percent of your 12th grade students said they smoked cigarettes within the past year (1994-95 PRIDE National Avg. = 46.8%).

1.3. Alcohol Use

18.8 percent of your 6th grade students said they drank beer within the past year (1994-95 PRIDE National Avg. = 18.9%). 31.3 percent of your 7th grade students said they drank beer within the past year (1994-95 PRIDE National Avg. = 28.3%). 42.3 percent of your 8th grade students said they drank beer within the past year (1994-95 PRIDE National Avg. = 41.7%). 52.3 percent of your 9th grade students said they drank beer within the past year (1994-95 PRIDE National Avg. = 50.8%). 59.9 percent of your 10th grade students said they drank beer within the past year (1994-95 PRIDE National Avg. = 57.1%). 60.9 percent of your 11th grade students said they drank beer within the past year (1994-95 PRIDE National Avg. = 61.0%). 64.9 percent of your 12th grade students said they drank beer within the past year (1994-95 PRIDE National Avg. = 64.0%).

15.1 percent of your 6th grade students reported getting *very high* or *bombed* when they drank beer. 13.6 percent of your 7th grade students reported getting *very high* or *bombed* when they drank beer. 16.7 percent of your 8th grade students reported getting *very high* or *bombed* when they drank beer. 24.2 percent of your 9th grade students reported getting *very high* or *bombed* when they drank beer. 31.5 percent of your 10th grade students reported getting *very high* or *bombed* when they drank beer. 34.0 percent of your 11th grade students reported getting *very high* or *bombed* when they drank beer. 36.0 percent of your 12th grade students reported getting *very high* or *bombed* when they drank beer.

1.4. Marijuana Use

4.4 percent of your 6th grade students said they smoked marijuana within the past year (1994-95 PRIDE National Avg. = 3.4%). 11.8 percent of your 7th grade students said they smoked

Local percentages below 1% are not reported.

marijuana within the past year (1994-95 PRIDE National Avg. = 7.8%). 19.8 percent of your 8th grade students said they smoked marijuana within the past year (1994-95 PRIDE National Avg. = 15.5%). 28.6 percent of your 9th grade students said they smoked marijuana within the past year (1994-95 PRIDE National Avg. = 23.1%). 34.4 percent of your 10th grade students said they smoked marijuana within the past year (1994-95 PRIDE National Avg. = 28.3%). 36.4 percent of your 11th grade students said they smoked marijuana within the past year (1994-95 PRIDE National Avg. = 31.2%). 37.9 percent of your 12th grade students said they smoked marijuana within the past year (1994-95 PRIDE National Avg. = 33.2%).

76.4 percent of your 6th grade students reported getting *very high* or *bombed* when they smoked marijuana. 72.7 percent of your 7th grade students reported getting *very high* or *bombed* when they smoked marijuana. 72.8 percent of your 8th grade students reported getting *very high* or *bombed* when they smoked marijuana. 75.8 percent of your 9th grade students reported getting *very high* or *bombed* when they smoked marijuana. 75.6 percent of your 10th grade students reported getting *very high* or *bombed* when they smoked marijuana. 74.6 percent of your 11th grade students reported getting *very high* or *bombed* when they smoked marijuana. 73.8 percent of your 12th grade students reported getting *very high* or *bombed* when they smoked marijuana.

2.7 percent of your 6th grade students reported they smoked marijuana on weekends vs 0.4 percent who reported use during school. 8.3 percent of your 7th grade students reported they smoked marijuana on weekends vs 1.0 percent who reported use during school. 15.2 percent of your 8th grade students reported they smoked marijuana on weekends vs 1.7 percent who reported use during school. 22.2 percent of your 9th grade students reported they smoked marijuana on weekends vs 4.2 percent who reported use during school. 27.7 percent of your 10th grade students reported they smoked marijuana on weekends vs 5.8 percent who reported use during school. 29.3 percent of your 11th grade students reported they smoked marijuana on weekends vs 6.1 percent who reported use during school. 31.1 percent of your 12th grade students reported they smoked marijuana on weekends vs 6.7 percent who reported use during school.

1.5. Cocaine Use

1.6 percent of your 6th grade students said they used cocaine within the past year (1994-95 PRIDE National Avg. = 1.3%). 2.8 percent of your 7th grade students said they used cocaine within the past year (1994-95 PRIDE National Avg. = 1.7%). 3.3 percent of your 8th grade students said they used cocaine within the past year (1994-95 PRIDE National Avg. = 2.5%). 4.4 percent of your 9th grade students said they used cocaine within the past year (1994-95 PRIDE National Avg. = 3.5%). 5.4 percent of your 10th grade students said they used cocaine within the past year (1994-95 PRIDE National Avg. = 4.2%). 5.8 percent of your 11th grade students said they used cocaine within the past year (1994-95 PRIDE National Avg. = 5.3%). 7.1 percent of your 12th grade students said they used cocaine within the past year (1994-95 PRIDE National Avg. = 5.3%).

86.0 percent of your 6th grade students reported getting *very high* or *bombed* when they used cocaine. 81.9 percent of your 7th grade students reported getting *very high* or *bombed* when they used cocaine. 74.6 percent of your 8th grade students reported getting *very high* or *bombed* when they used cocaine. 78.3 percent of your 9th grade students reported getting *very high* or *bombed* when they used cocaine. 80.5 percent of your 10th grade students reported getting *very high* or *bombed* when they used cocaine. 75.8 percent of your 11th grade students reported getting *very high* or *bombed* when they used cocaine. 76.6 percent of your 12th grade students reported getting *very high* or *bombed* when they used cocaine.

1.6. Hallucinogen (LSD) Use

1.6 percent of your 6th grade students said they used hallucinogens within the past year (1994-95 PRIDE National Avg. = 1.4%). 3.0 percent of your 7th grade students said they used hallucinogens within the past year (1994-95 PRIDE National Avg. = 2.1%). 4.5 percent of your 8th grade students said they used hallucinogens within the past year (1994-95 PRIDE National Avg. = 3.4%). 6.9 percent of your 9th grade students said they used hallucinogens within the past year (1994-95 PRIDE National Avg. = 5.6%). 9.6 percent of your 10th grade students said they used hallucinogens within the past year (1994-95 PRIDE National Avg. = 7.5%). 10.4 percent of your 11th grade students said they used hallucinogens within the past year (1994-95 PRIDE National Avg. = 9.1%). 12.1 percent of your 12th grade students said they used hallucinogens within the past year (1994-95 PRIDE National Avg. = 9.7%).

78.3 percent of your 6th grade students reported getting *very high* or *bombed* when they used hallucinogens. 75.2 percent of your 7th grade students reported getting *very high* or *bombed* when they used hallucinogens. 77.1 percent of your 8th grade students reported getting *very high* or *bombed* when they used hallucinogens. 83.5 percent of your 9th grade students reported getting *very high* or *bombed* when they used hallucinogens. 87.3 percent of your 10th grade students reported getting *very high* or *bombed* when they used hallucinogens. 87.9 percent of your 11th grade students reported getting *very high* or *bombed* when they used hallucinogens. 87.7 percent of your 12th grade students reported getting *very high* or *bombed* when they used hallucinogens.

CHAPTER 2

SUMMARY STATISTICS

The following graphs and tables summarize some of the **Student Information** questions in regards to drug use. These data are calculated by examining specific subsets of your population. For example, a percentage is calculated for students who report carrying a gun and their liquor use. This percentage is calculated as follows:

Number of those reporting carrying a gun to school
and claiming to use liquor

Number of those reporting carrying a gun
and validly responding to the question *How Often Do You Use Liquor*

The **Ratio** describes the relationship between the groups examined on each graph. For example, in looking at Guns vs No Guns if the cocaine ratio were 5.3 this would mean the percentage of students who report cocaine use was 5.3 times higher for students who report bringing a gun to school compared to those who don't.

2.1. Guns

Total number of student(s) surveyed = 129560

5733 student(s) report(s) carrying a gun to school.
(4.5% of total responding)

Of the 5733 student(s) who report(s) carrying a gun to school,

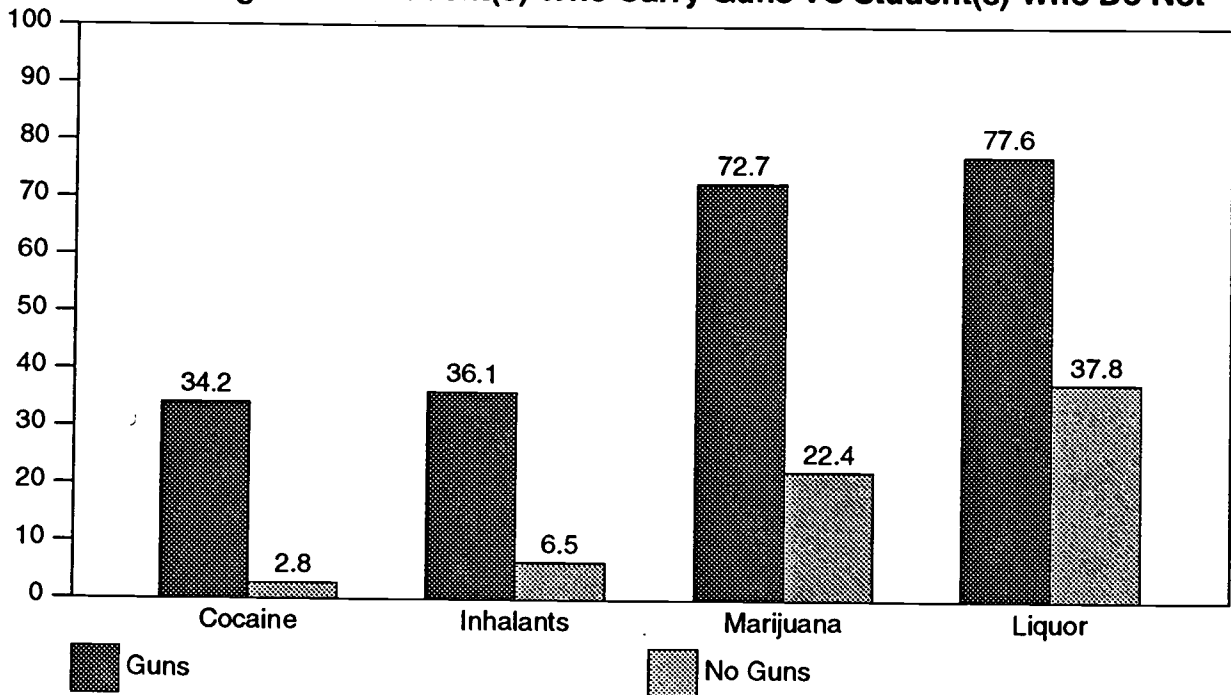
4346 report(s) using liquor (77.6%)

4083 report(s) using marijuana (72.7%).

2014 report(s) using inhalants (36.1%).

1916 report(s) using cocaine (34.2%).

2.1 - Drug Use of Student(s) Who Carry Guns VS Student(s) Who Do Not



Drug	Guns	No Guns	Ratio
Liquor	77.6%	37.8%	2.1
Marijuana	72.7%	22.4%	3.2
Cocaine	34.2%	2.8%	12.4
Inhalants	36.1%	6.5%	5.5
N of Student(s)	5733	120774	

2.2. Gangs

Total number of students surveyed = 129560

15927 student(s) report(s) taking part in gang activities.
(12.4% of total responding)

Of the 15927 student(s) who report(s) taking part in gang activities,

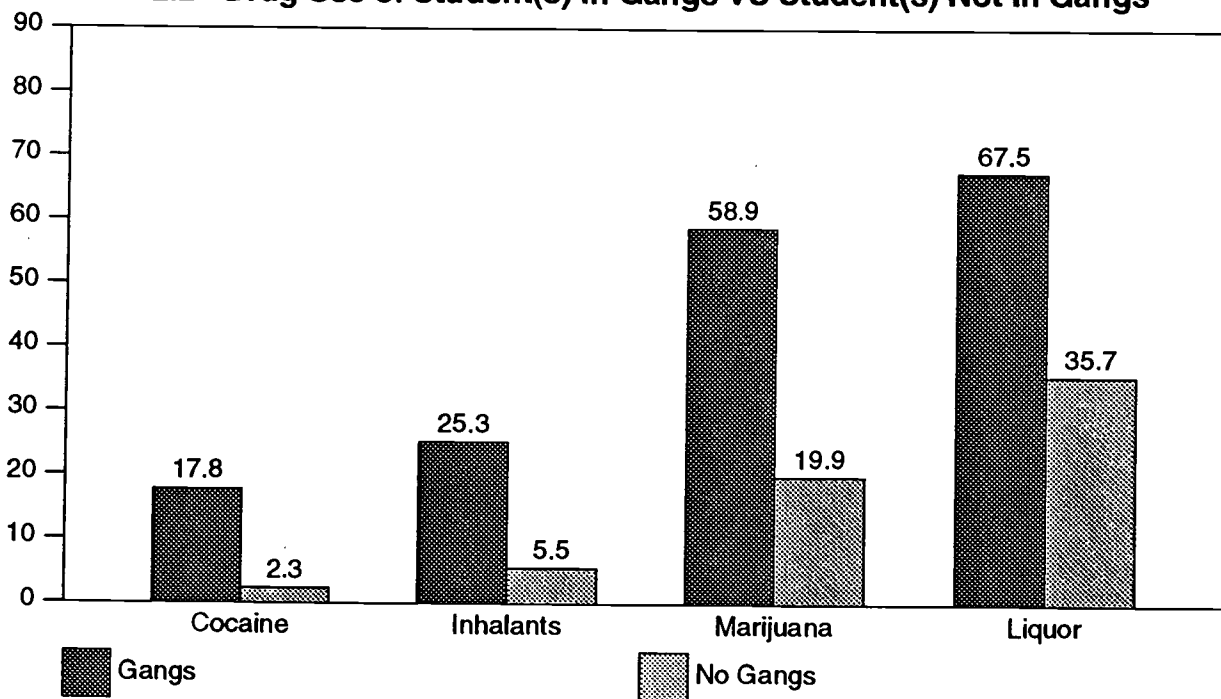
10558 report(s) using liquor (67.5%)

9215 report(s) using marijuana (58.9%).

3934 report(s) using inhalants (25.3%).

2785 report(s) using cocaine (17.8%).

2.2 - Drug Use of Student(s) In Gangs VS Student(s) Not In Gangs



Drugs	Gangs	No Gangs	Ratio
Liquor	67.5%	35.7%	1.9
Marijuana	58.9%	19.9%	3.0
Coke	17.8%	2.3%	7.6
Inhalants	25.3%	5.5%	4.6
N of Student(s)	15927	112128	

2.3. Suicide

Total number of students surveyed = 129560

8627 student(s) report(s) thinking *often* or *a lot* about committing suicide.
(6.8% of total responding)

Of the 8627 student(s) who report(s) thinking *often* or *a lot* about committing suicide,

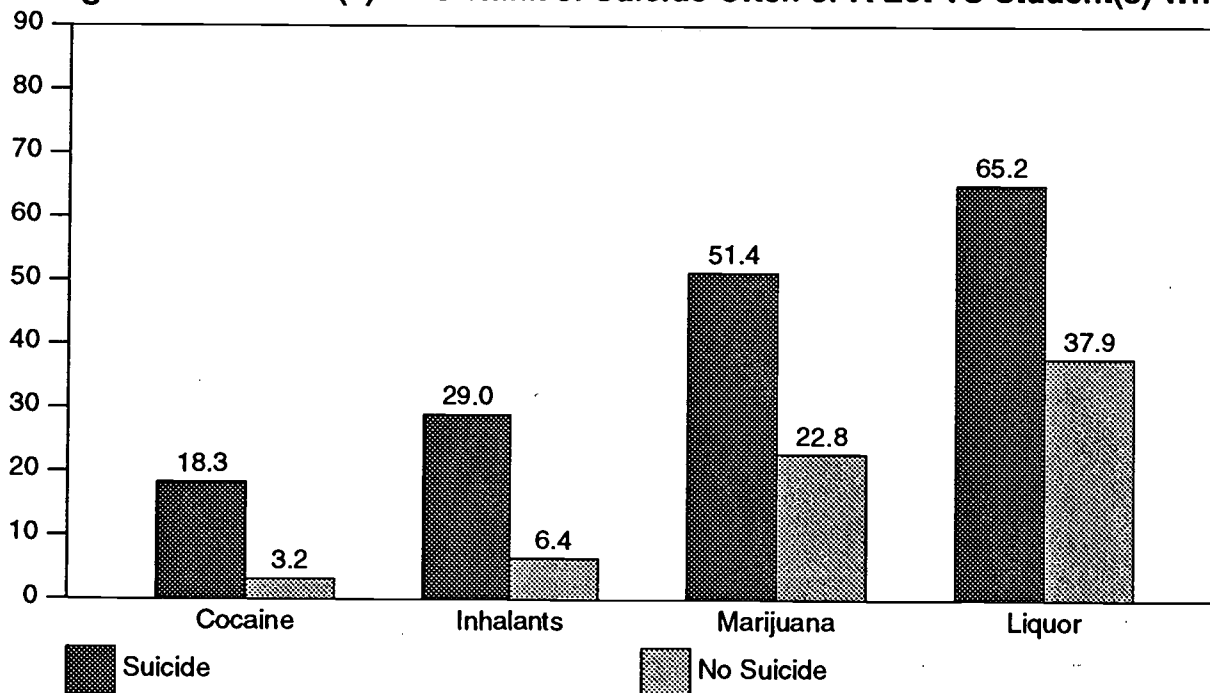
5522 report(s) using liquor (65.2%)

4353 report(s) using marijuana (51.4%).

2449 report(s) using inhalants (29.0%).

1556 report(s) using cocaine (18.3%).

2.3 - Drug Use of Student(s) Who Think of Suicide Often or A Lot VS Student(s) Who Do Not



Drug	Suicide	No Suicide	Ratio
Liquor	65.2%	37.9%	1.7
Marijuana	51.4%	22.8%	2.2
Inhalants	29.0%	6.4%	4.5
Cocaine	18.3%	3.2%	5.7
N of Student(s)	8627	117762	

2.4. Threatening Behaviors

Total number of students surveyed = 129560

53414 student(s) report(s) threatening to harm another student.
(42.1% of total responding)

Of the 53414 student(s) who report(s) threatening to harm,

4955 report(s) carrying a gun to school (9.3%).

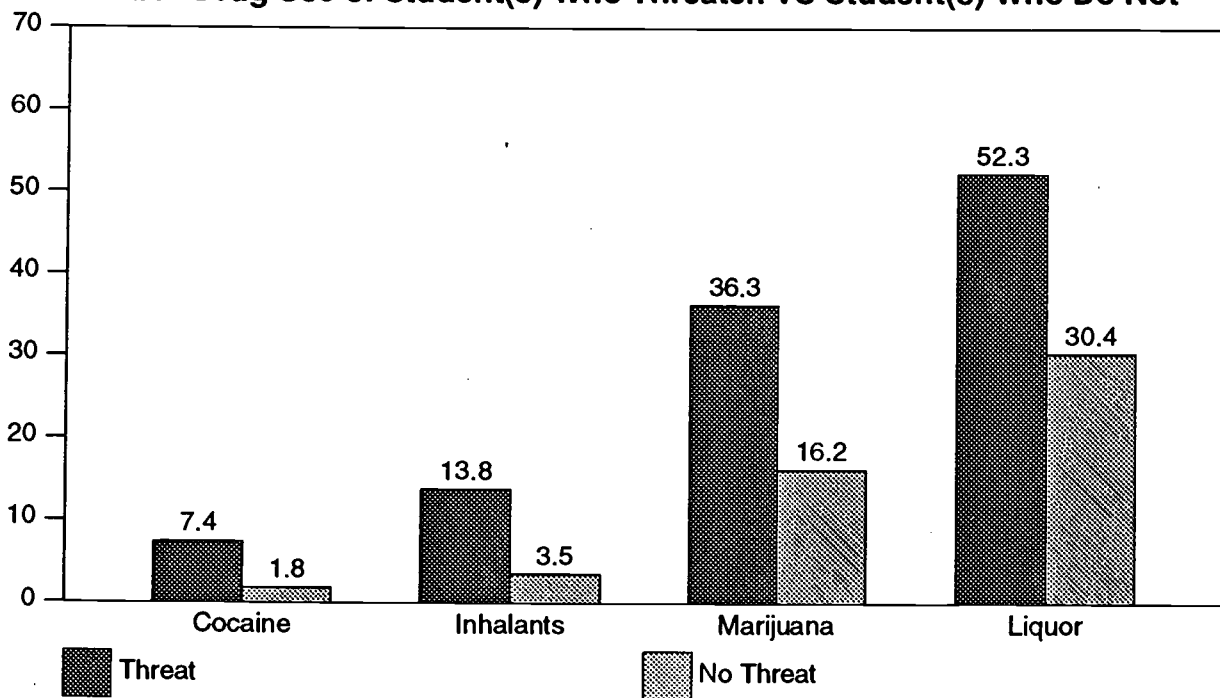
27575 report(s) using liquor (52.3%)

19142 report(s) using marijuana (36.3%).

7261 report(s) using inhalants (13.8%).

3919 report(s) using cocaine (7.4%).

2.4 - Drug Use of Student(s) Who Threaten VS Student(s) Who Do Not



Drug	Threat	No Threat	Ratio
Liquor	52.3%	30.4%	1.7
Marijuana	36.3%	16.2%	2.2
Inhalants	13.8%	3.5%	3.9
Cocaine	7.4%	1.8%	4.1
N of Student(s)	53414	73367	

2.5. Trouble With The Police

Total number of students surveyed = 129560

31962 student(s) report(s) getting in trouble with the police.
25.2% of total responding)

Of the 31962 student(s) who report(s) getting in trouble with the police,

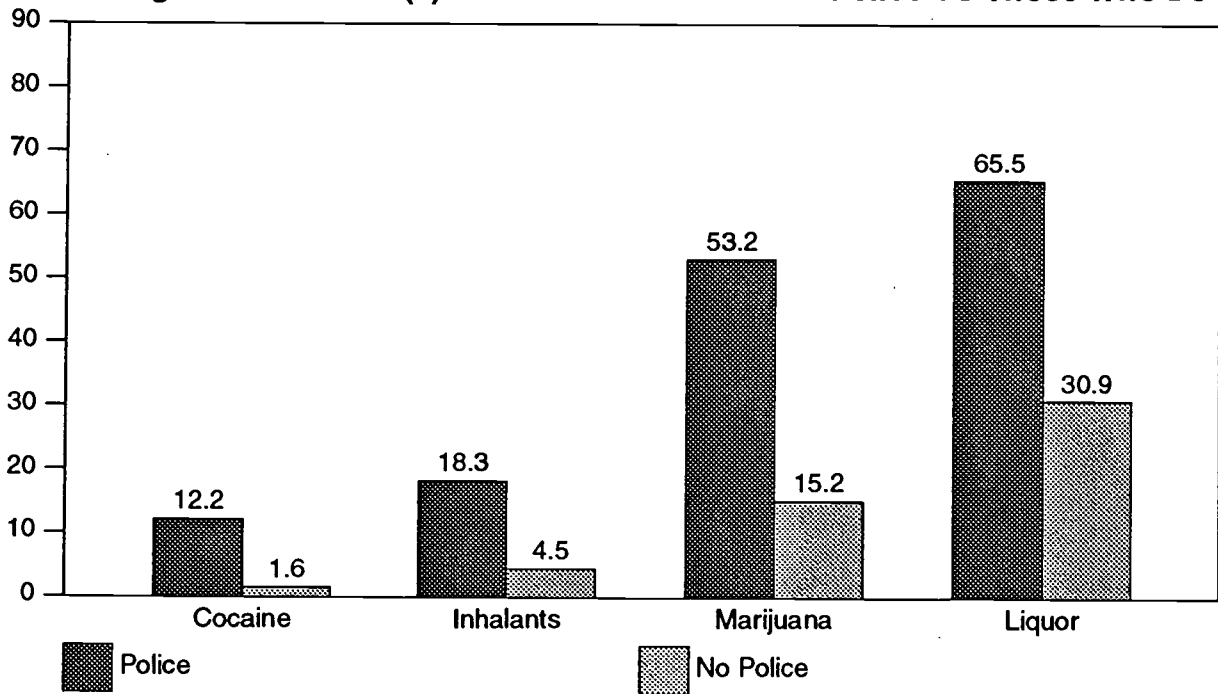
20597 report(s) using liquor (65.5%)

16719 report(s) using marijuana (53.2%).

5728 report(s) using inhalants (18.3%).

3842 report(s) using cocaine (12.2%).

2.5 - Drug Use of Student(s) Who Get In Trouble With Police VS Those Who Do Not



Drug	Police	No Police	Ratio
Liquor	65.5%	30.9%	2.1
Marijuana	53.2%	15.2%	3.5
Inhalants	18.3%	4.5%	4.1
Cocaine	12.2%	1.6%	7.8
N of Student(s)	31962	94840	

2.6. Personal Safety

Total number of students surveyed = 129560

32090 student(s) report(s) being afraid another student will hurt them at school.
(25.5% of total responding)

Of these 32090 student(s),
1911 report(s) carrying a gun to school (6.0%).

23716 student(s) report(s) getting hurt at school.
(18.8% of total responding)

Of these 23716 student(s),
2681 report(s) carrying a gun to school (11.4%).

2.7. Risk and Protective Factors

A *risk factor* is any characteristic which researchers have linked to a higher incidence of drug use. A *protective factor* is any characteristic which has been linked to a lower incidence of drug use. The following analysis of local risk and protective factors does not consider any cause and effect, only a *relationship* between student characteristics and drug use. Community, School, Family and Individual risk and protective factors are grouped accordingly and discussed.

2.7.1. Community - Risk Factors

FACTOR	% AT RISK
Join in community activities (<i>Never/Seldom</i>)	53.1%
Attend church or synagogue (<i>Never/Seldom</i>)	33.3%
Take part in gangs (<i>Seldom/Some/Often/A Lot</i>)	12.4%
Substance Availability (<i>Fairly/Very Easy</i> to get)	
Beer	62.9%
Wine Coolers	61.1%
Liquor	53.7%
Marijuana	48.0%
Cocaine	24.2%
Uppers	28.4%
Downers	27.8%
Inhalants	43.8%
Hallucinogens	24.8%
Heroin	19.4%
Designer Drugs	22.4%

The above survey results show community risk factors. These factors include *low neighborhood attachment* never or seldom participate in community activities, church or synagogue); *community disorganization and norms favorable toward drug use* (student participation in gangs); and *availability of alcohol and other drugs* (fairly or very easy to get alcohol and other drugs). Note that a higher risk factor indicates an increased probability of involvement in drug use.

2.7.2. Community - Protective Factors

FACTOR	% PROTECTED
Join in community activities (<i>Often/A Lot</i>)	27.2%
Attend church or synagogue (<i>Often/A Lot</i>)	47.9%
Take part in gangs (<i>Never</i>)	87.6%
Substance Availability (<i>Cannot Get</i>)	
Beer	24.5%
Wine Coolers	26.1%
Liquor	31.1%
Marijuana	38.8%
Cocaine	53.8%
Uppers	52.6%
Downers	53.2%
Inhalants	46.2%
Hallucinogens	54.6%
Heroin	57.8%
Designer Drugs	57.4%

The above survey results show community protective factors. These factors include *supportive networks and social bonds* (participate in community activities, church or synagogue often

or a lot); *community organization and norms favorable to support non-use among youth* (never participate in gangs); and *limited availability of alcohol and other drugs* (cannot get alcohol and other drugs). Note that a higher protective factor indicates a decreased probability of involvement in drug use.

2.7.3. School - Risk Factors

FACTOR	% AT RISK
Make good grades (<i>Never/Seldom</i>)	4.8%
Join in school activities (<i>Never/Seldom</i>)	29.1%
Trouble at school (<i>Often/A Lot</i>)	7.6%

The above survey results show school risk factors. These factors include *academic failure* (never or seldom make good grades); *low commitment to school* (never or seldom join in school activities); and *early anti-social behavior* (get into trouble at school often or a lot).

2.7.4. School - Protective Factors

FACTOR	% PROTECTED
Make good grades (<i>Often/A Lot</i>)	65.4%
Join in school activities (<i>Often/A Lot</i>)	53.1%
Trouble at school (<i>Never/Seldom</i>)	74.0%

The above survey results show school protective factors. These factors include *high academic expectations, goal setting and mastery* (make good grades often or a lot); *active involvement in extracurricular activities sponsored by the school* (join in school activities often or a lot); and *pro-social development* (never or seldom get into trouble at school).

2.7.5. Family - Risk Factors

FACTOR	% AT RISK
Parents talk about drugs (<i>Never/Seldom</i>)	40.3%
Parents set clear rules (<i>Never/Seldom</i>)	13.3%
Parents enforce rules (<i>Never/Seldom</i>)	22.2%

The above survey results show family risk factors. These factors include *weak parental attitudes towards use* (parents never or seldom talk to their children about the harmful effects of using drugs); and *family management problems* (parents never or seldom set clear rules and never or seldom enforce those rules).

2.7.6. Family - Protective Factors

FACTOR	% PROTECTED
Parents talk about drugs (<i>Often/A Lot</i>)	29.5%
Parents set clear rules (<i>Often/A Lot</i>)	66.7%
Parents enforce rules (<i>Often/A Lot</i>)	50.5%

The above survey results show family protective factors. These factors include *strong parental attitudes against adolescent drug use* (parents talk to their children about the harmful effects of using drugs often or a lot); *parents' clear expectations of their children* (parents set clear rules often or a lot); and *discipline* (parents punish their children often or a lot when they break the rules).

2.7.7. Individual - Risk Factors

FACTOR	% AT RISK
Threaten students teachers (<i>Seldom/Sometimes/Often/A Lot</i>)	42.1%
Trouble with police (<i>Seldom/Sometimes/Often/A Lot</i>)	25.2%
Think about suicide (<i>Often/A Lot</i>)	6.8%
Harmful to health (<i>No/Some Harm</i>)	
Cigarettes	24.2%
Beer	45.0%
Wine Coolers	63.0%
Liquor	30.3%
Marijuana	21.9%
Cocaine	4.4%
Uppers	11.2%
Downers	11.8%
Inhalants	13.0%
Hallucinogens	7.6%
Heroin	4.7%
Designer Drugs	10.3%

The above survey results show individual risk factors. These include *anti-social behavior in early adolescence and rebelliousness* (threaten to harm others and get in trouble with the police); *alienation* (think about suicide often or a lot); and *favorable attitudes towards drug use* (feel drugs are not harmful, sometimes harmful).

2.7.8. Individual - Protective Factors

FACTOR	% PROTECTED
Threaten students/teachers (<i>Never</i>)	57.9%
Trouble with police (<i>Never</i>)	74.8%
Think about suicide (<i>Never/Seldom</i>)	84.4%
Harmful to health (<i>Very Much</i>)	
Cigarettes	39.6%
Beer	24.0%
Wine Coolers	16.3%
Liquor	35.6%
Marijuana	60.5%
Cocaine	88.3%
Uppers	69.0%
Downers	67.5%
Inhalants	67.2%
Hallucinogens	80.2%
Heroin	86.6%
Designer Drugs	72.7%

The above survey results show individual protective factors. These include *respect for authority* (never threaten to harm students or teachers and never get into trouble with the police); *feeling of belonging, higher respect for self* (think about suicide never or seldom); and *unfavorable attitudes towards drug use* (feel drugs are very much harmful).

CHAPTER 3

STANDARD GRAPHICS

The following graphs will assist you in understanding the relationship of student behavior to alcohol and other drug usage. You are encouraged to make overheads or slides from the graphs for presentations to school faculty, parents, media, and other audiences in the community.

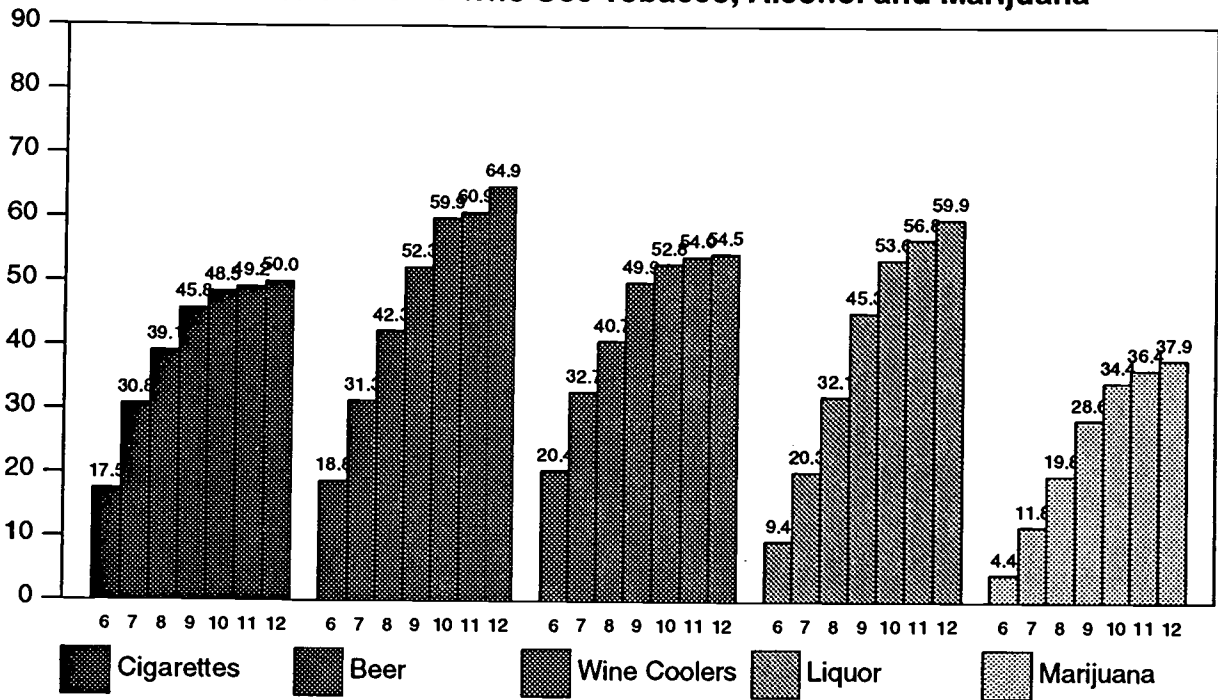
The *Location* and *Time* of drug use graphs will be helpful in understanding the need for a commitment to drug abuse prevention by parents and the larger community - not just by schools. Student alcohol and other drug use occurs most often outside the school and at times when school is not in session.

The *Perceived Harm* of alcohol and other drugs will assist with understanding how the false assumptions concerning harm are related to drug use. When drugs are perceived as harmless, the probability of use increases.

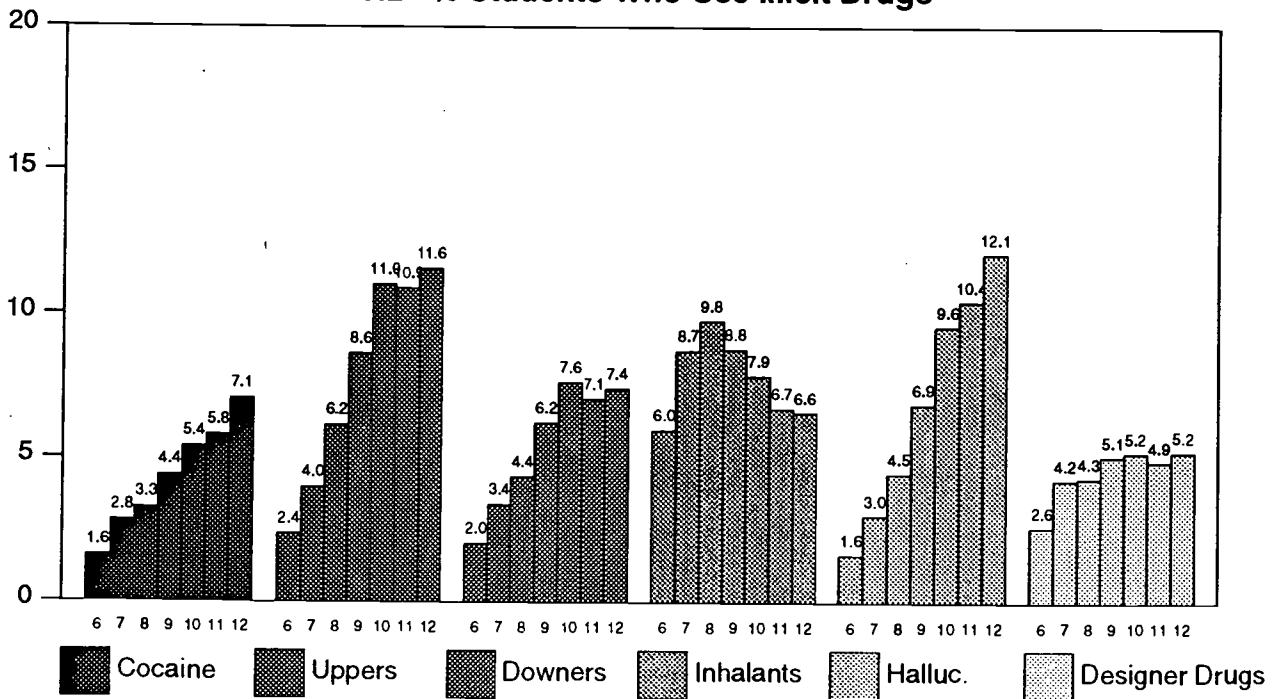
Research indicates that easy access, *Availability*, to drug increases the probability of use. Availability of alcohol and other drugs normally increases at higher grade levels.

3.1. Frequency of Use

3.1 - % Students Who Use Tobacco, Alcohol and Marijuana

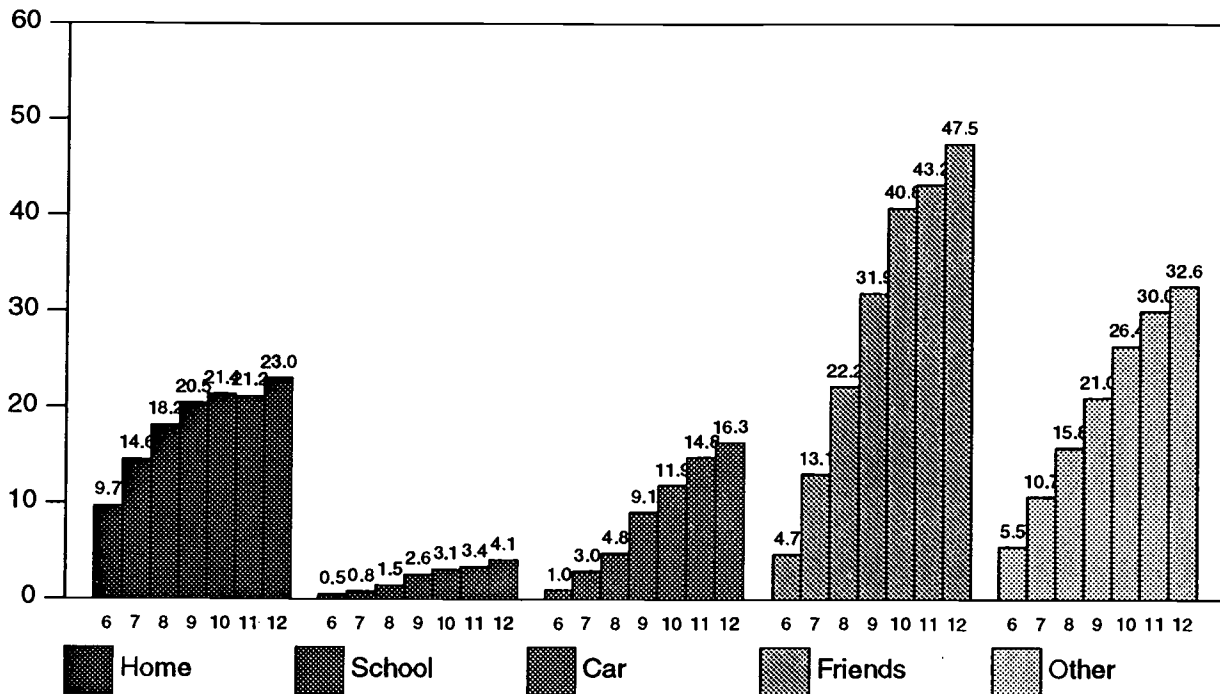


3.2 - % Students Who Use Illicit Drugs

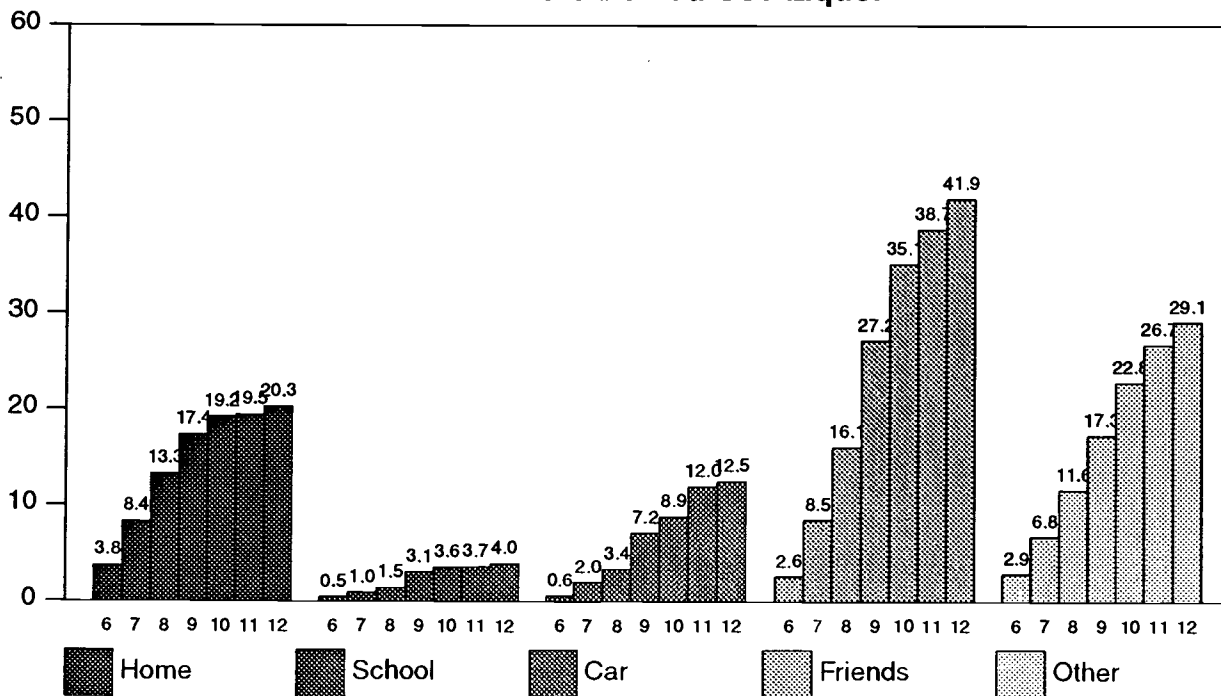


3.2. Where Do You Use

3.3 - Where Do You Use Beer

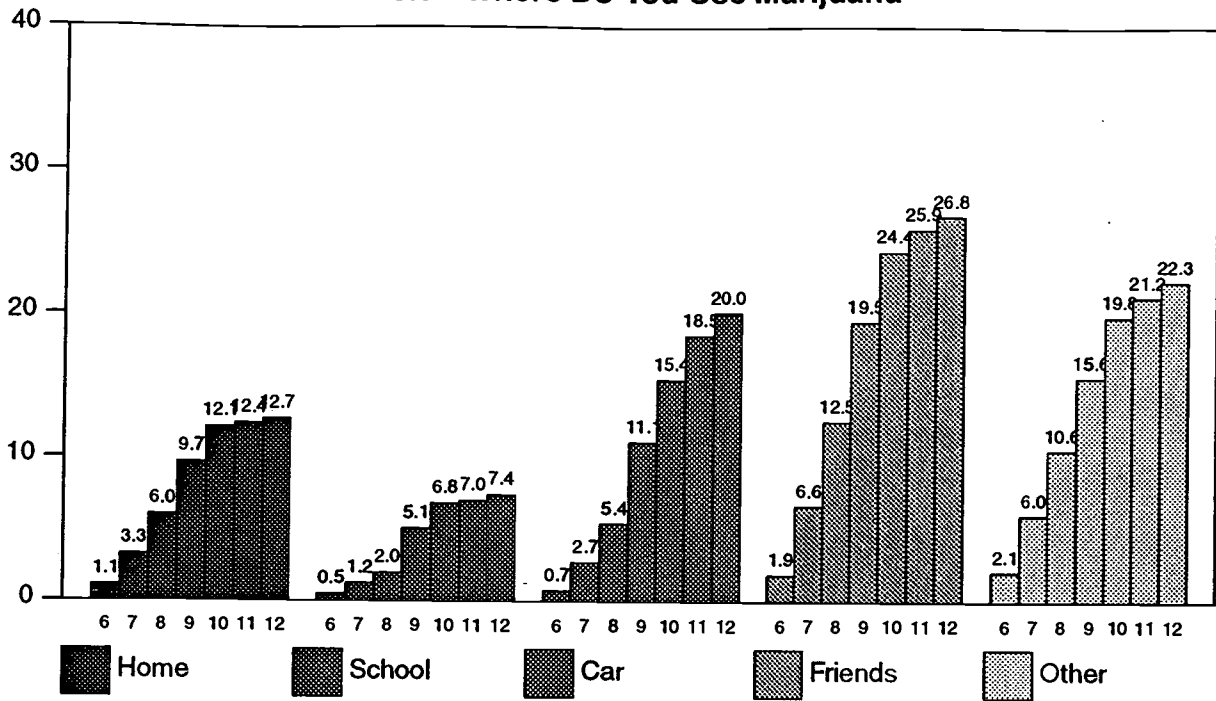


3.4 - Where Do You Use Liquor

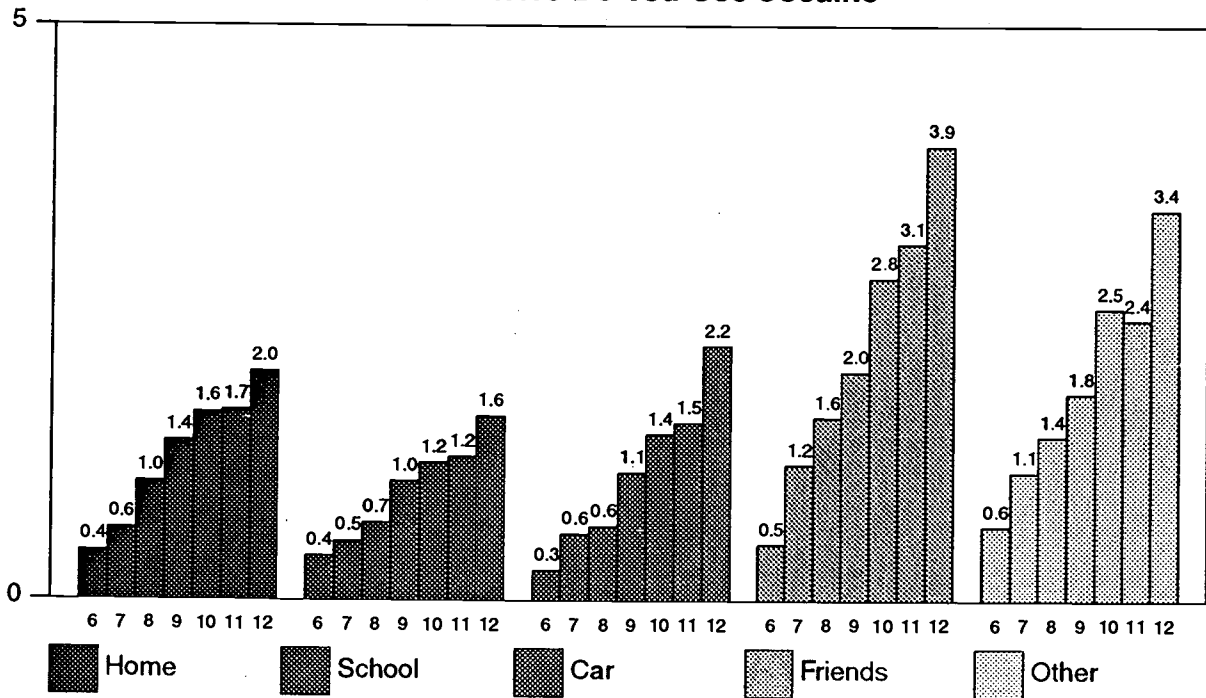


BEST COPY AVAILABLE

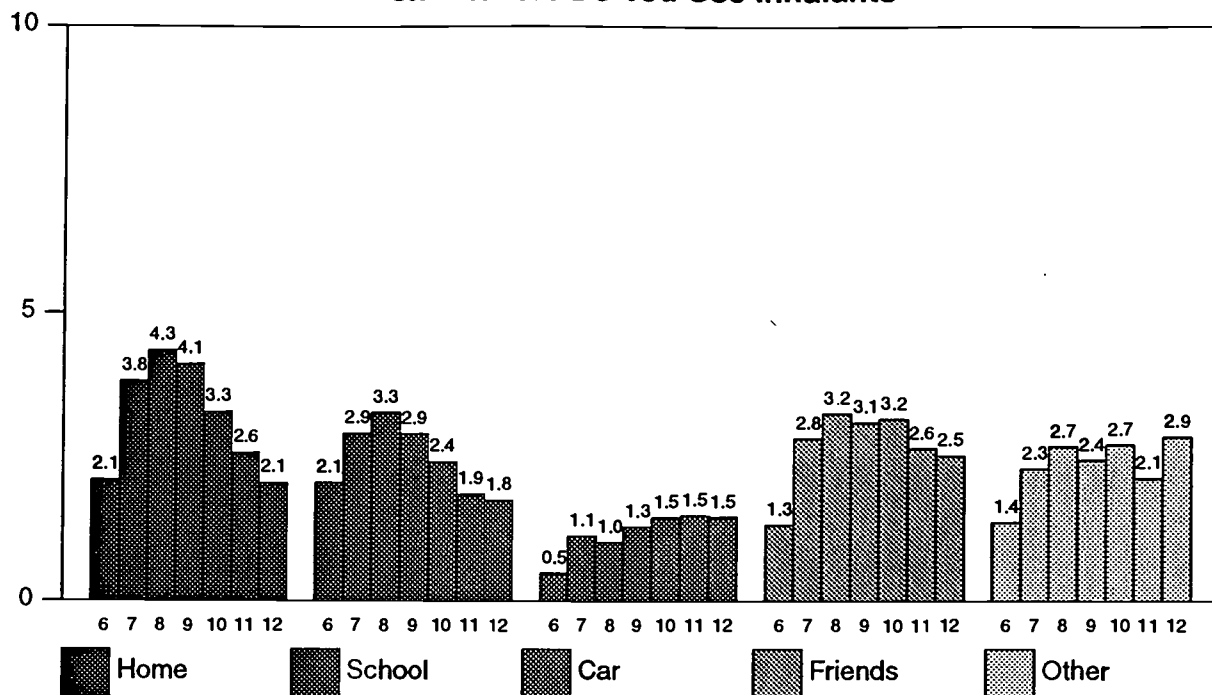
3.5 - Where Do You Use Marijuana



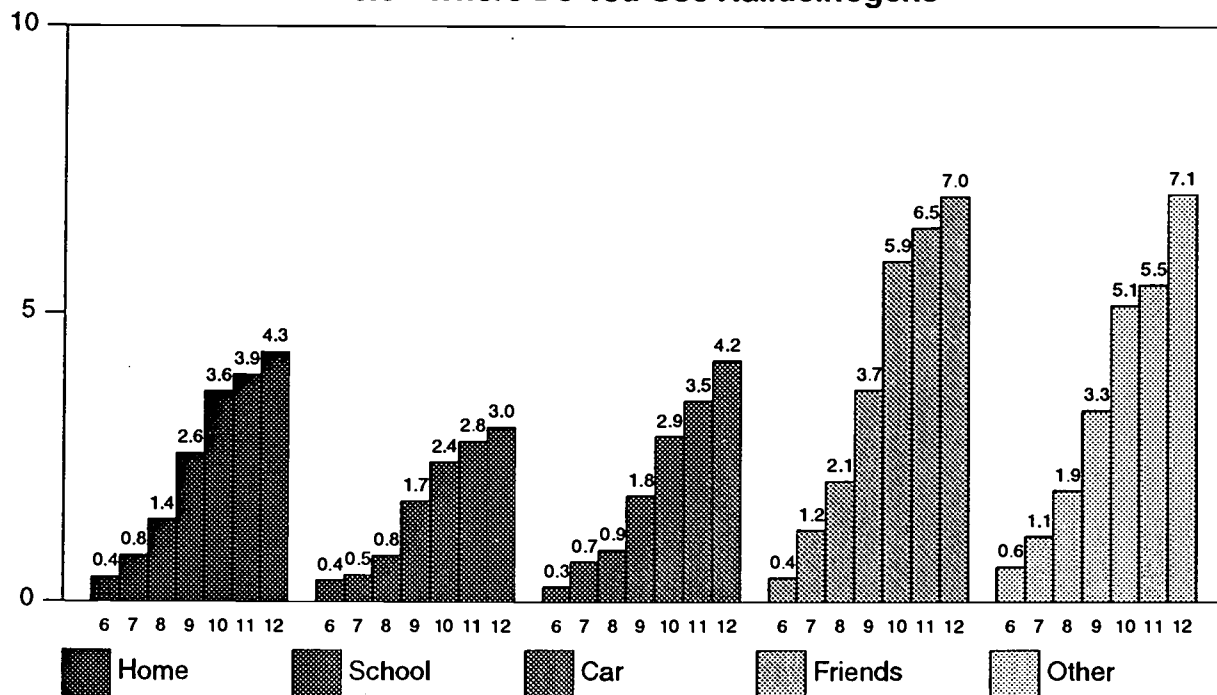
3.6 - Where Do You Use Cocaine



3.7 - Where Do You Use Inhalants



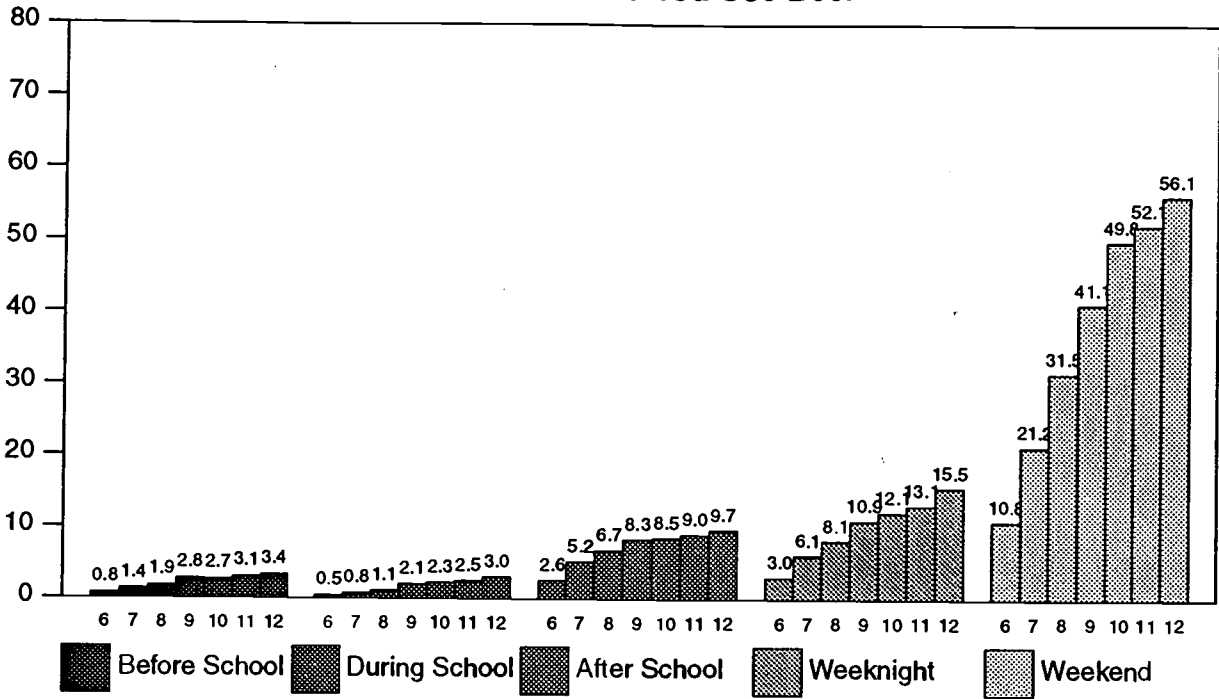
3.8 - Where Do You Use Hallucinogens



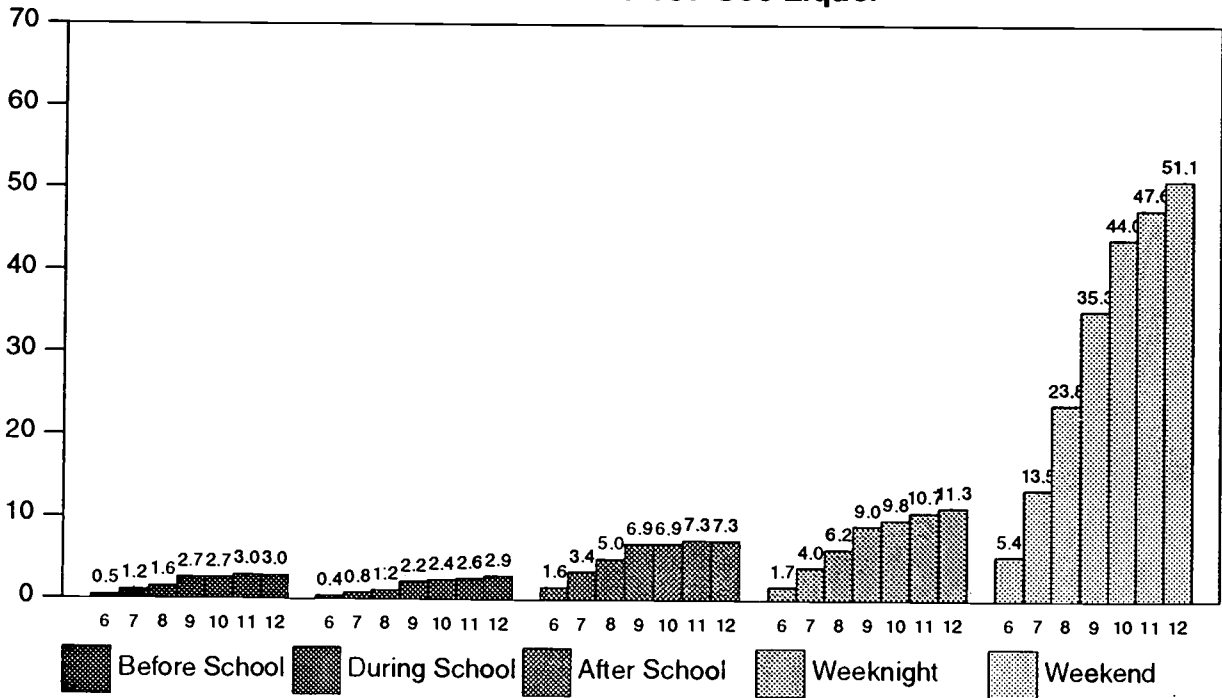
BEST COPY AVAILABLE

3.3. When Do You Use

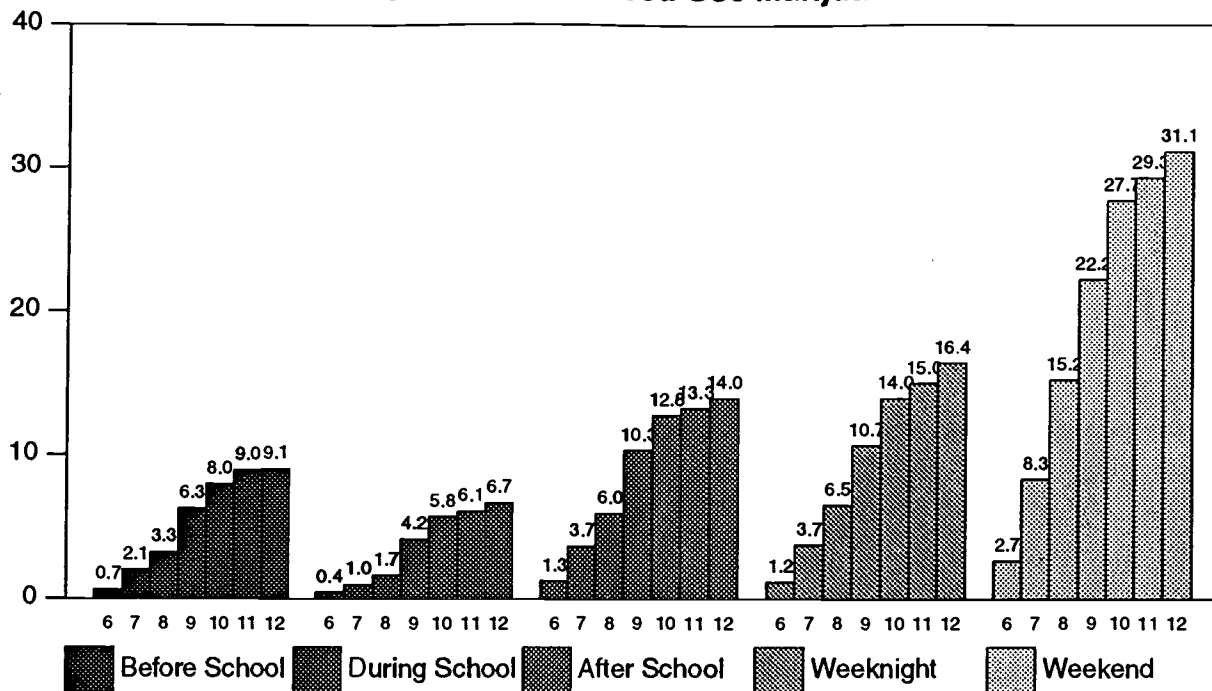
3.9 - When Do You Use Beer



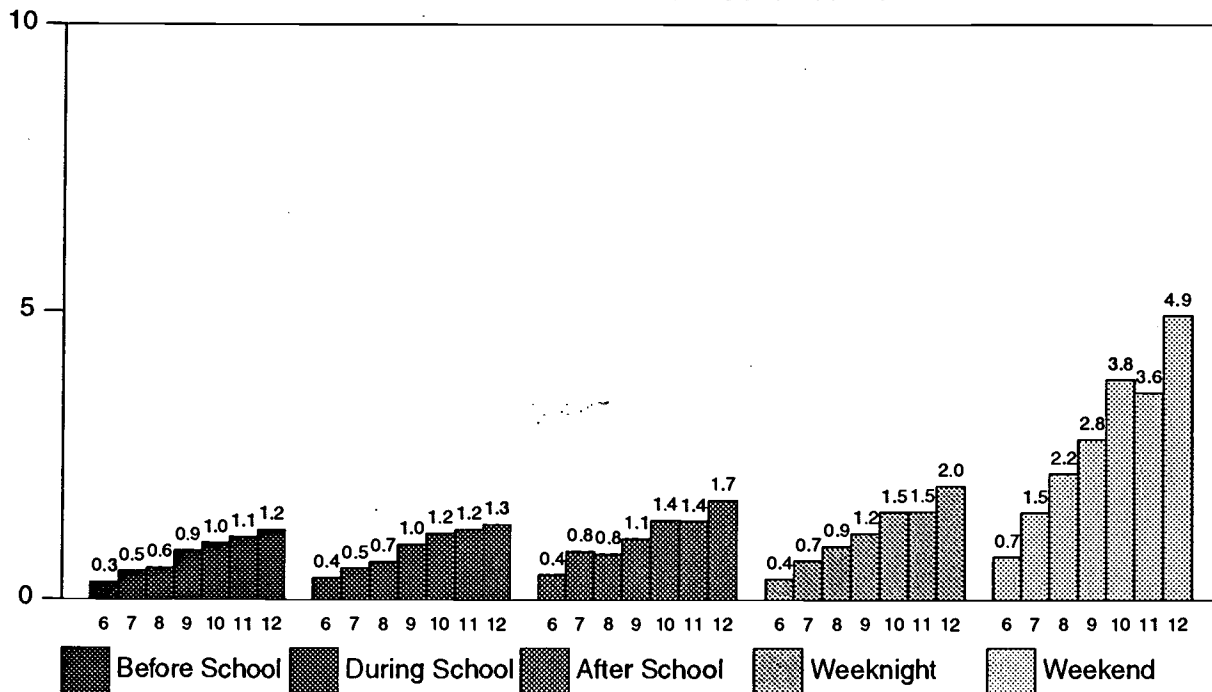
3.10 - When Do You Use Liquor



3.11 - When Do You Use Marijuana

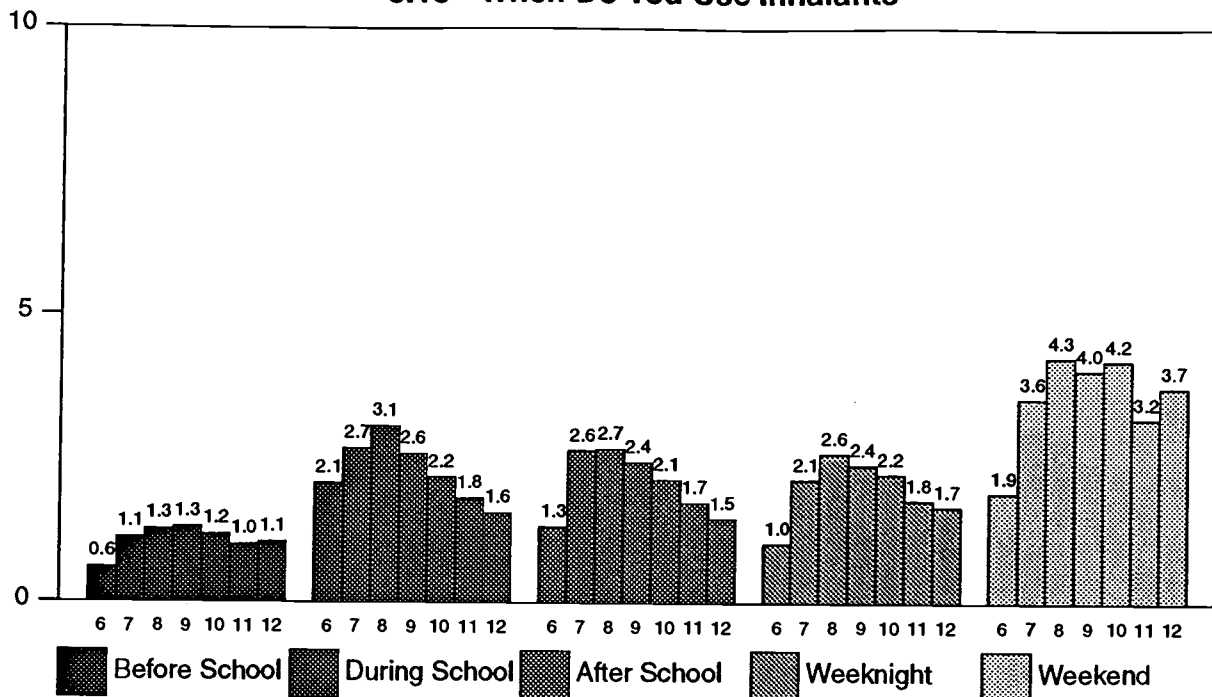


3.12 - When Do You Use Cocaine

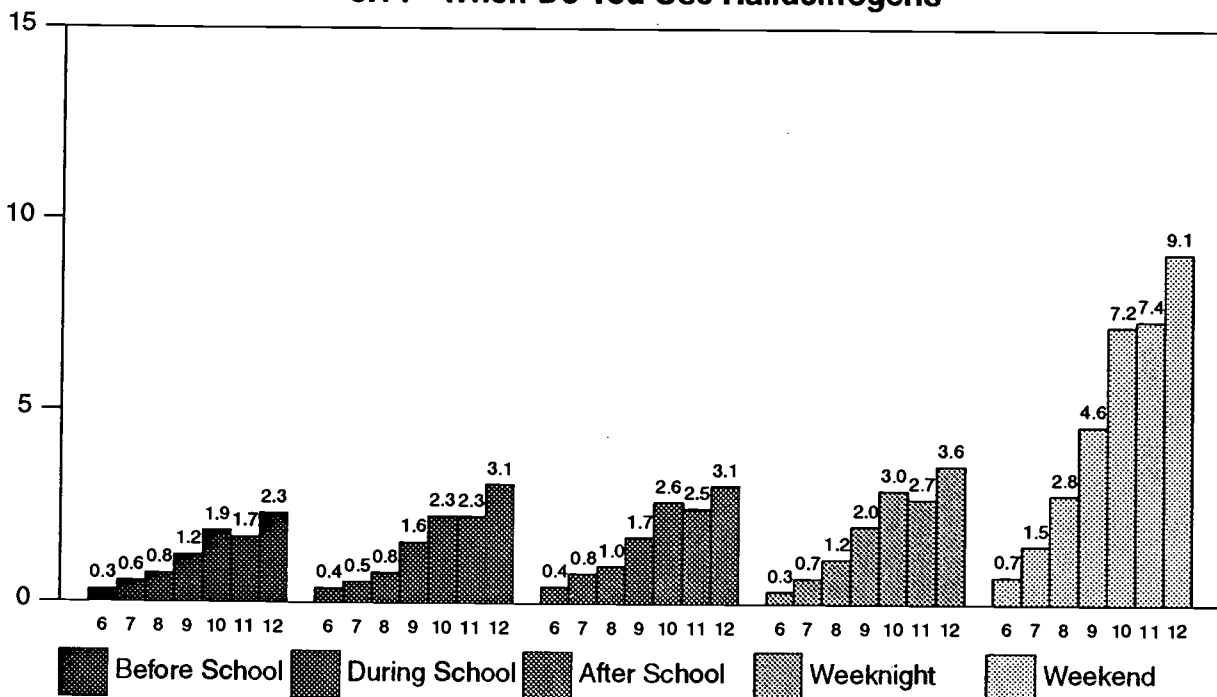


BEST COPY AVAILABLE

3.13 - When Do You Use Inhalants

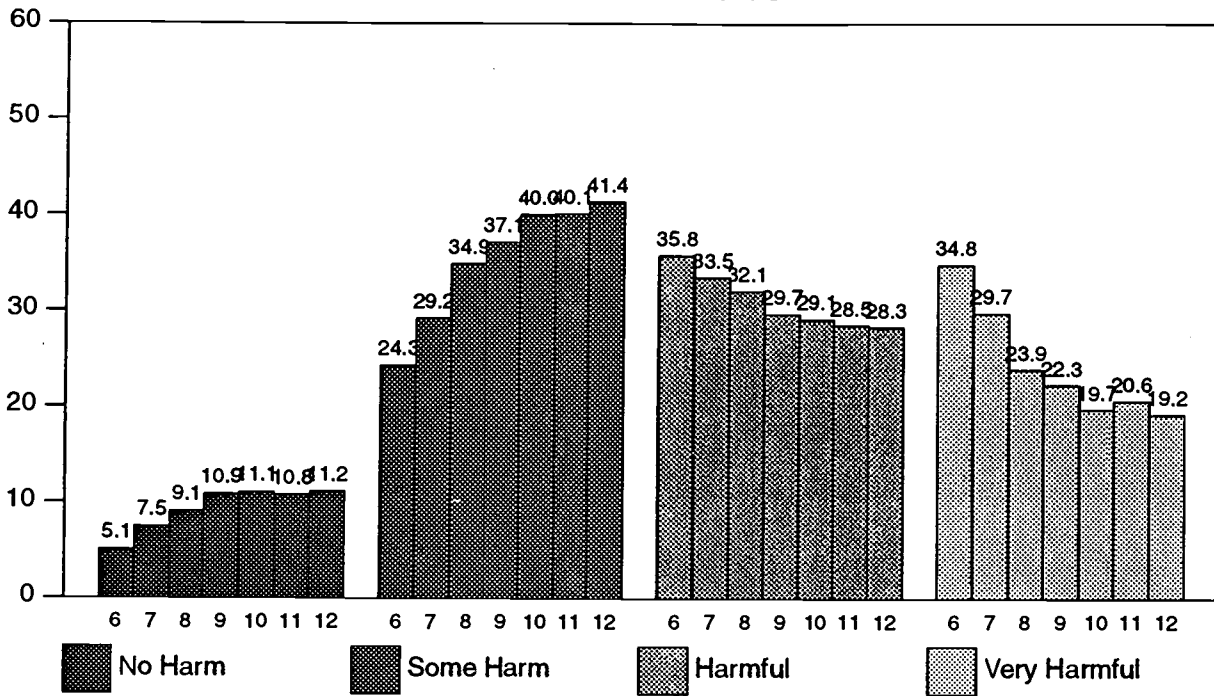


3.14 - When Do You Use Hallucinogens

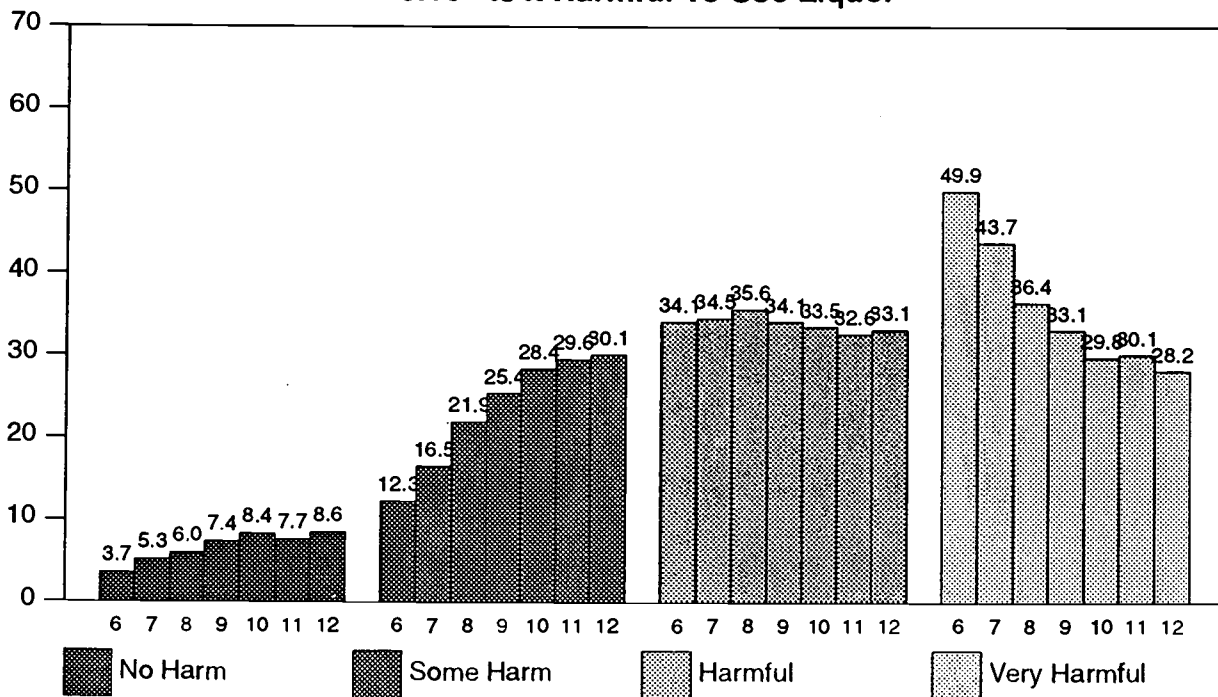


3.4. Harmful to Health

3.15 - Is It Harmful To Use Beer

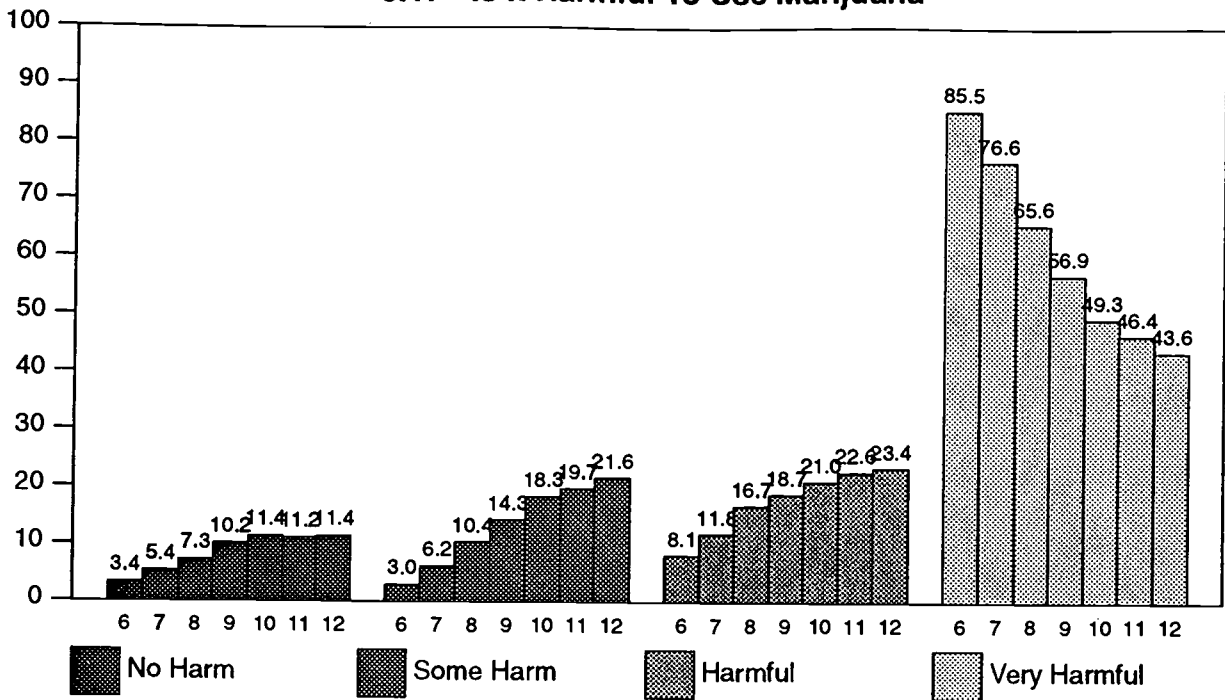


3.16 - Is It Harmful To Use Liquor

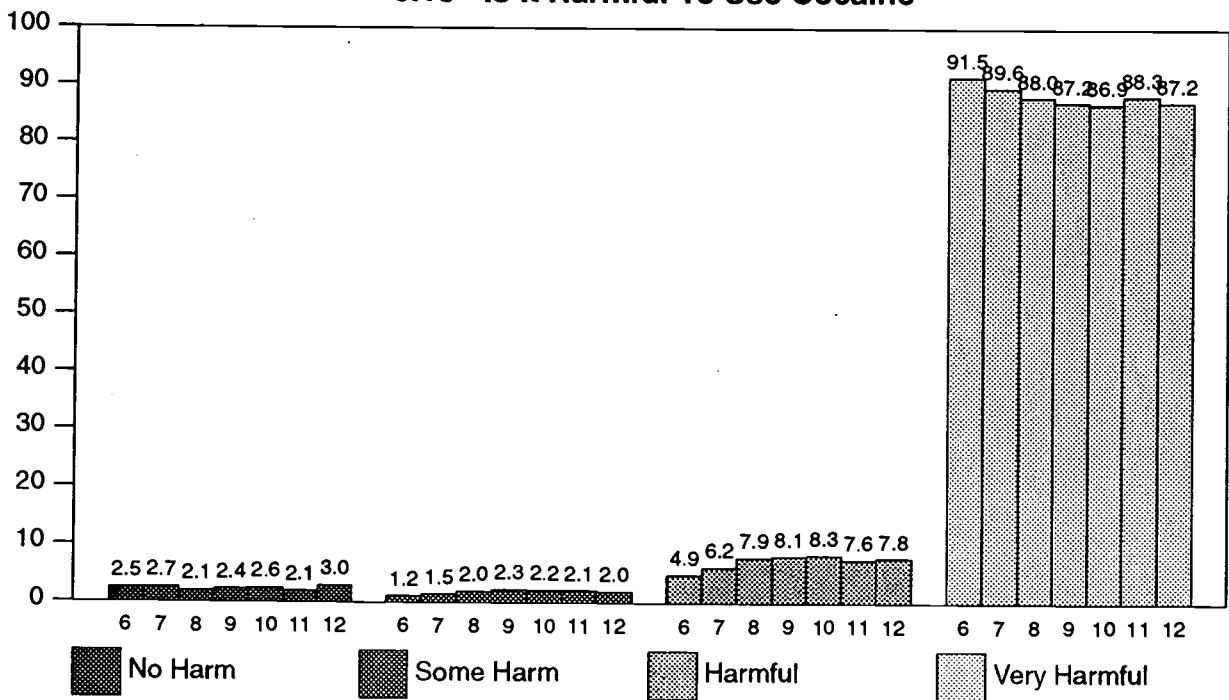


BEST COPY AVAILABLE

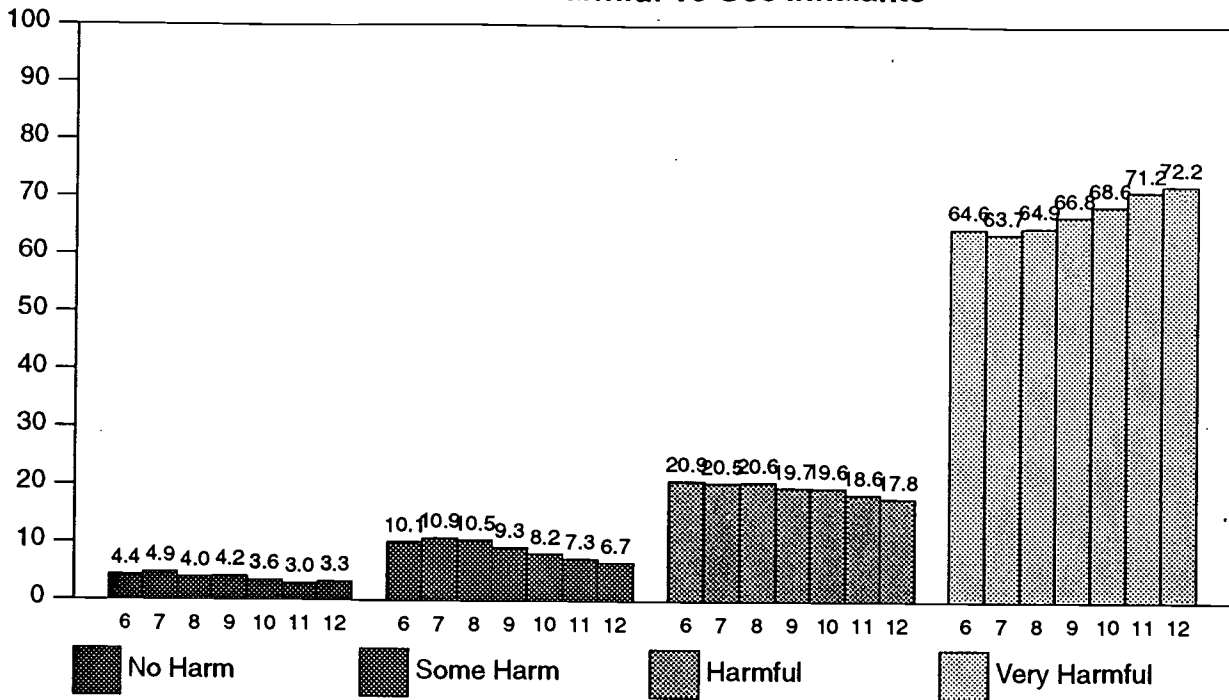
3.17 - Is It Harmful To Use Marijuana



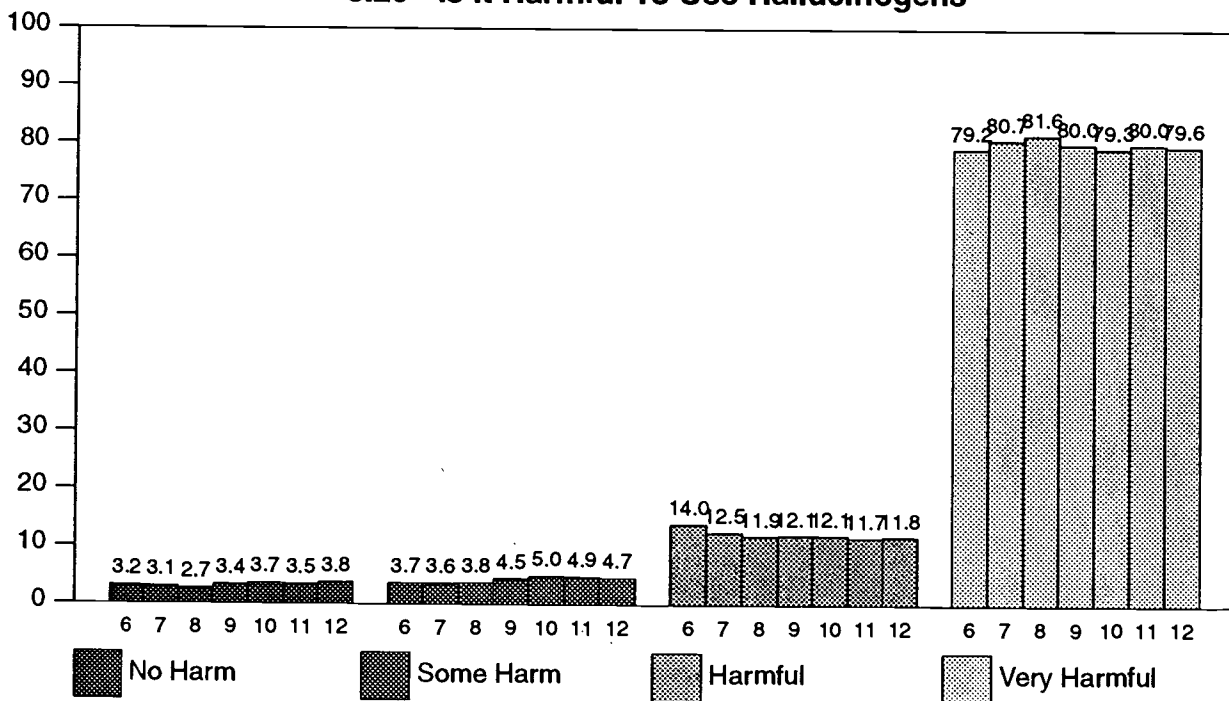
3.18 - Is It Harmful To Use Cocaine



3.19 - Is It Harmful To Use Inhalants



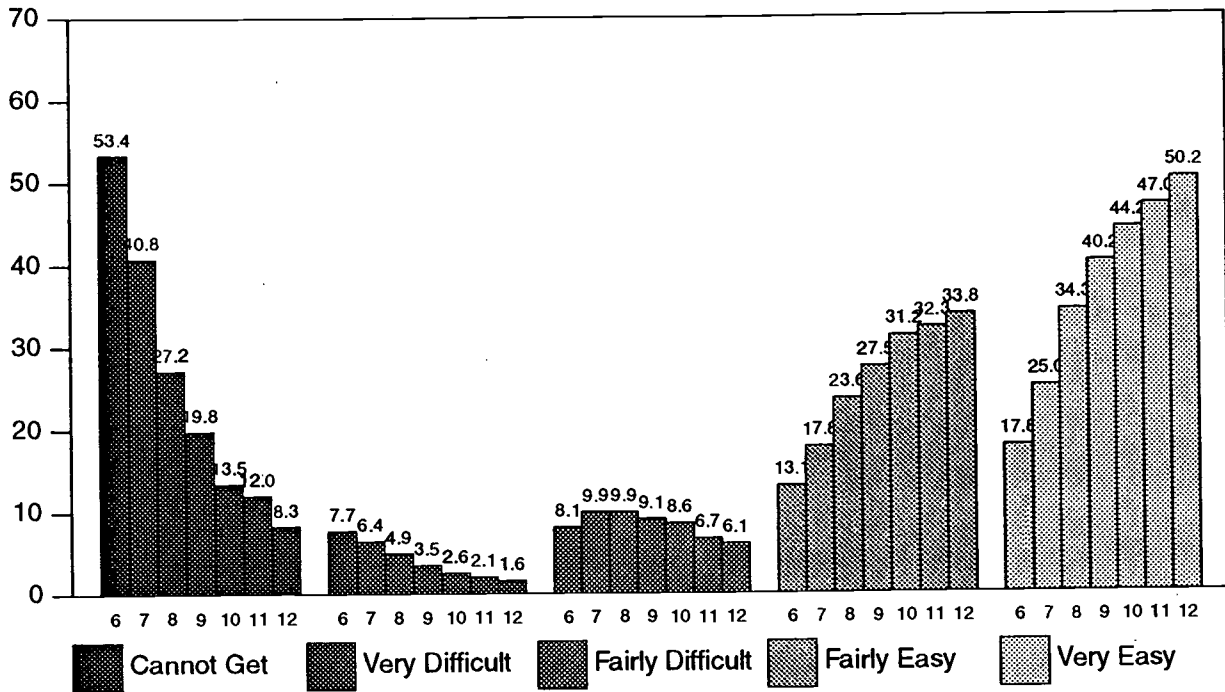
3.20 - Is It Harmful To Use Hallucinogens



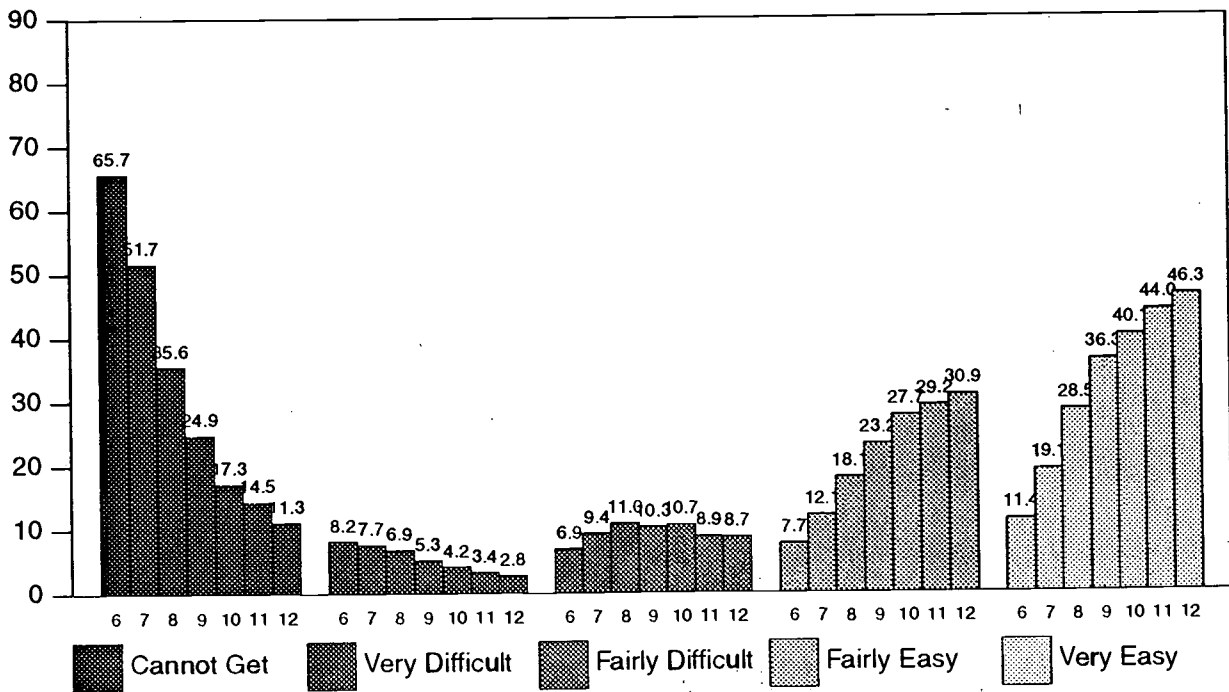
BEST COPY AVAILABLE

3.5. How Easy Is It To Get

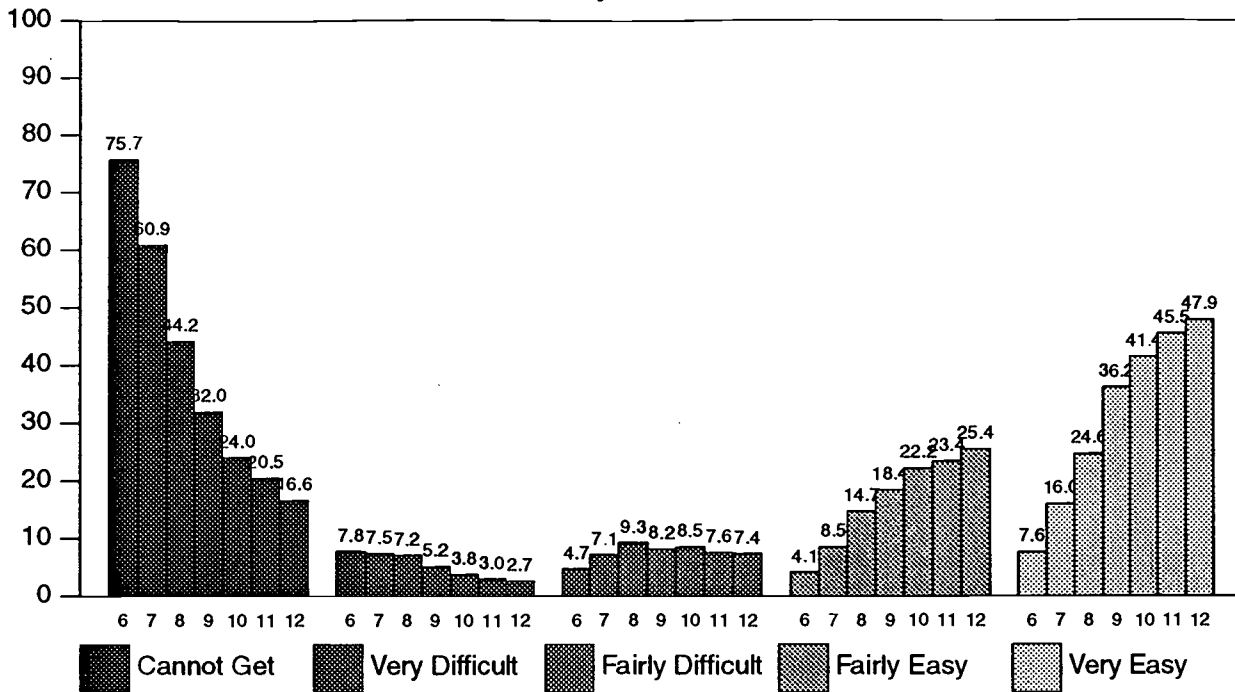
3.21 - How Easy Is It To Get Beer



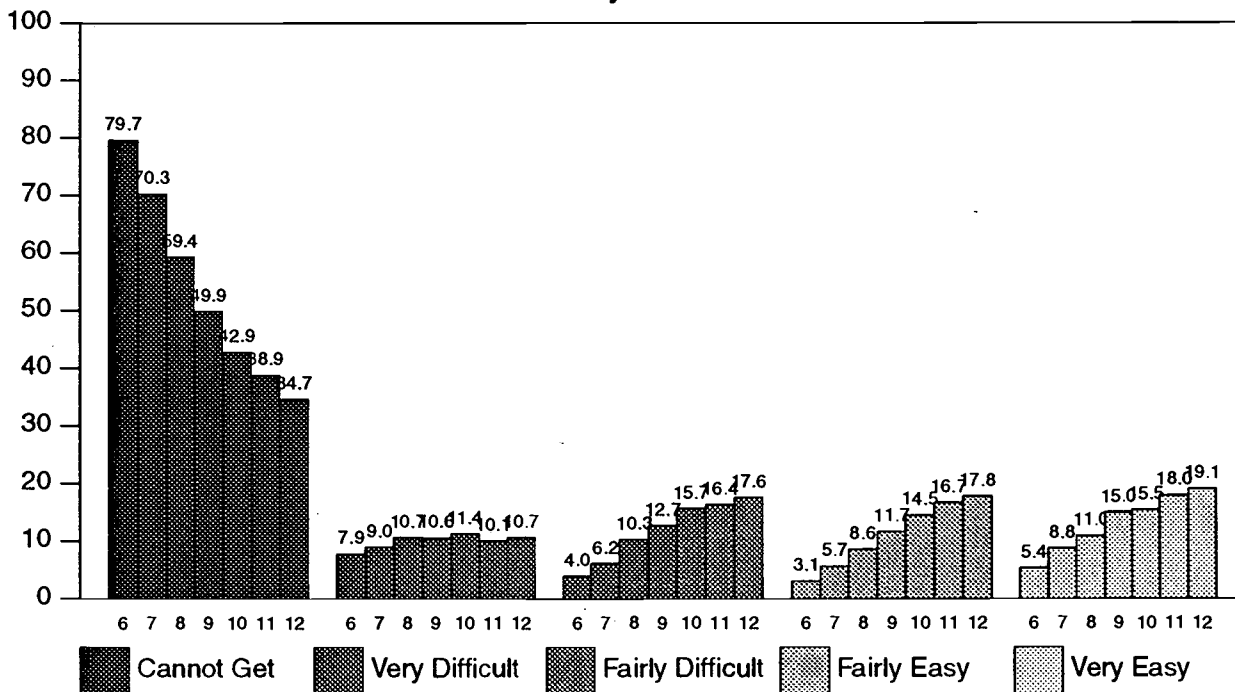
3.22 - How Easy Is It To Get Liquor



3.23 - How Easy Is It To Get Marijuana

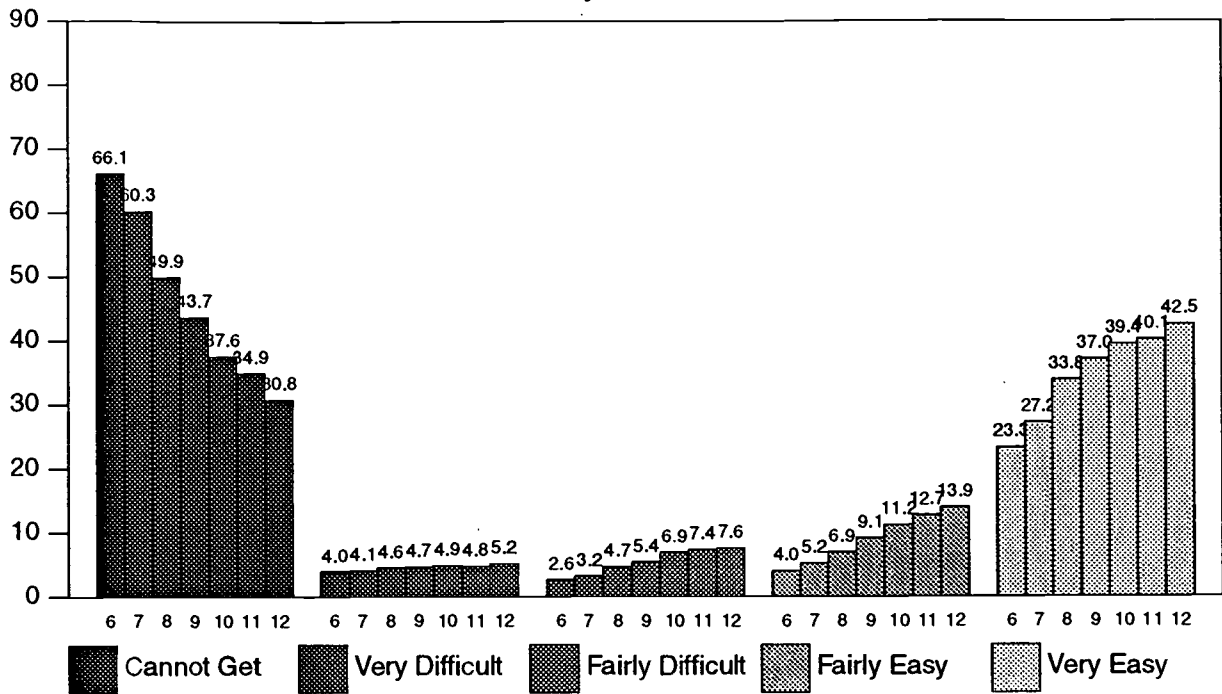


3.24 - How Easy Is It To Get Cocaine

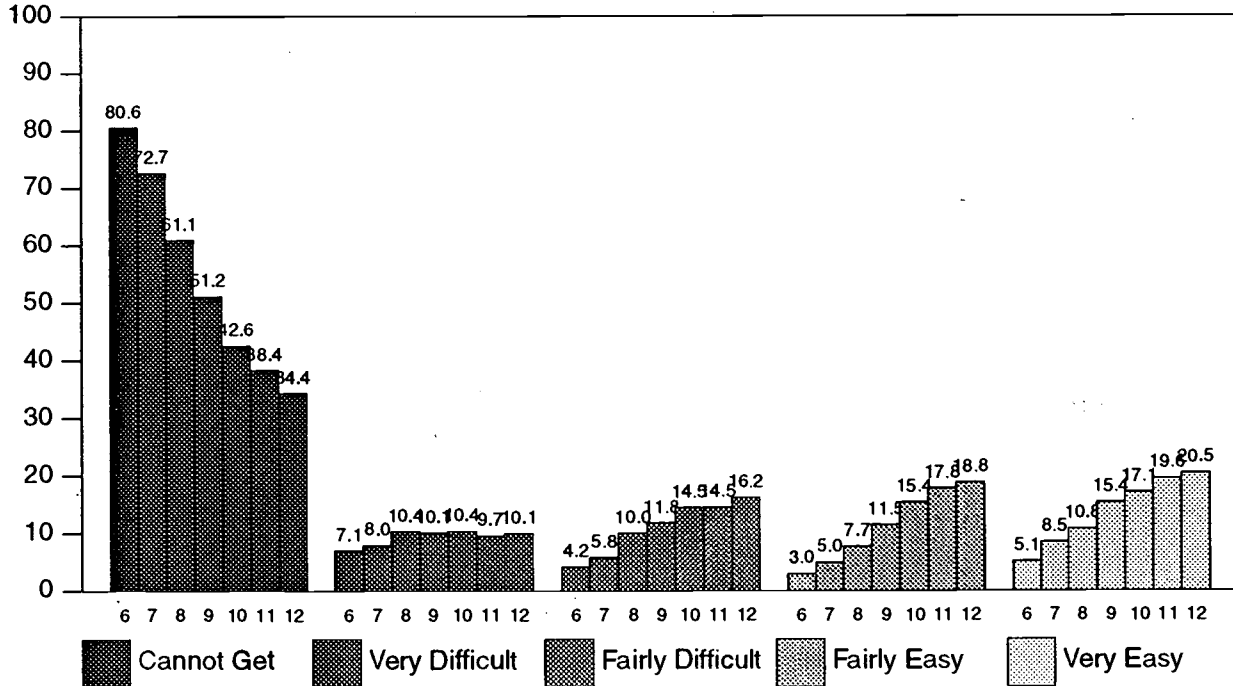


BEST COPY AVAILABLE

3.25 - How Easy Is It To Get Inhalants



3.26 - How Easy Is It To Get Hallucinogens



CHAPTER 4

PERCENTAGE TABLES

This chapter contains your school survey results in tabular form. Each table corresponds to an item on the questionnaire. The tables contain percentage data by grade level, *Junior High* (grades 6 through 8), *Senior High* (grades 9 through 12), and *Total*. The *N of Valid* column contains the number of students responding to the item and the *N of Missing* column contains the number of students not responding to the item. The remaining columns contain the percentages of students responding to the particular response categories.

The percentage tables of the report appear in the same order as corresponding questions on the questionnaire. The Table of Contents contains the percentage tables by section and gives the page number where each section is located. The List of Tables contains the location of each individual table.

The last section of tables presents the frequency of drug use *How Often Do You Use* data with the categories *collapsed* as follows:

- Daily Use — Every Day
- Weekly Use — Once/Week + 3 Times/Week + Every Day
- Monthly Use — Once/Month + Twice Month + Once/Week +
3 Times/Week + Every Day
- Annual Use — Once/Year + 6 Times/Year + Once/Month + Twice Month +
Once/Week + 3 Times/Week + Every Day

Two additional drug use categories have been created for the question *How Often Do You Use* by combining the existing data. An *Alcohol Use* category was created by looking at the responses on each questionnaire on the alcohol categories and taking the highest value as the value for *Alcohol Use*. The category of *Illicit Drug Use* was created in the same way by looking at the illicit drug categories. Therefore, the *Alcohol Use* category represents any alcohol use regardless of the type of alcohol and the *Illicit Drug Use* category represents any illicit drug use regardless of the type of drug.

4.1. Personal & Family Information

4.1 - Ethnic Origin

<i>Grade Level</i>	<i>N of Valid</i>	<i>N of Miss</i>	<i>White</i>	<i>Black</i>	<i>Hispanic Latino</i>	<i>Asian</i>	<i>Native American</i>	<i>Other</i>
6th	15829	249	80.4	13.9	2.1	1.3	0.7	1.5
7th	14382	189	73.4	18.4	4.4	1.5	0.9	1.2
8th	27427	520	75.5	15.0	4.7	2.2	0.8	1.8
9th	18458	363	74.6	16.6	4.1	2.2	0.7	1.8
10th	21563	596	76.6	10.5	5.8	3.9	0.8	2.4
11th	15436	287	74.1	11.9	6.8	4.3	0.6	2.4
12th	14031	230	76.5	9.8	6.3	4.4	0.7	2.3
JrHs	57638	958	76.4	15.5	3.9	1.8	0.8	1.6
SrHS	69488	1476	75.5	12.3	5.7	3.6	0.7	2.2
Total	127126	2434	75.9	13.8	4.9	2.8	0.7	1.9

4.2 - Sex

<i>Grade Level</i>	<i>N of Valid</i>	<i>N of Miss</i>	<i>Male</i>	<i>Female</i>
6th	15419	659	50.5	49.5
7th	13855	716	49.7	50.3
8th	26184	1763	49.2	50.8
9th	17479	1342	49.4	50.6
10th	20704	1455	49.7	50.3
11th	14561	1162	49.0	51.0
12th	13131	1130	48.5	51.5
JrHs	55458	3138	49.7	50.3
SrHS	65875	5089	49.2	50.8
Total	121333	8227	49.4	50.6

4.3 - Age

<i>Grade Level</i>	<i>N of Valid</i>	<i>N of Miss</i>	<i>-10</i>	<i>11</i>	<i>12</i>	<i>13</i>	<i>14</i>	<i>15</i>	<i>16</i>	<i>17</i>	<i>18</i>	<i>19+</i>
6th	16016	62	0.3	35.9	53.8	8.7	0.8	0.1	0.0	0.0	0.0	0.3
7th	14521	50	0.0	0.2	36.0	52.0	10.2	1.2	0.1	0.0	0.0	0.1
8th	27816	131	0.0	0.0	0.2	35.2	54.4	9.3	0.8	0.1	0.0	0.1
9th	18748	73	0.0	0.0	0.0	0.5	37.3	51.4	9.3	1.0	0.1	0.2
10th	22042	117	0.0	0.0	0.0	0.0	0.3	39.8	51.8	7.2	0.7	0.2
11th	15686	37	0.0	0.0	0.0	0.0	0.1	0.5	41.9	50.1	6.7	0.7
12th	14226	35	0.2	0.0	0.0	0.0	0.0	0.0	0.8	44.0	48.8	6.0
JrHs	58353	243	0.1	9.9	23.8	32.1	28.7	4.8	0.4	0.0	0.0	0.1
SrHS	70702	262	0.1	0.0	0.0	0.2	10.0	26.1	28.1	22.5	11.5	1.5
Total	129055	505	0.1	4.5	10.8	14.6	18.4	16.5	15.6	12.3	6.3	0.9

4.4 - Do you live with:

<i>Grade Level</i>	<i>N of Valid</i>	<i>N of Miss</i>	<i>Both Parents</i>	<i>Mother Only</i>	<i>Father Only</i>	<i>Mother & Stepfather</i>	<i>Father & Stepmother</i>	<i>Other</i>
6th	15930	148	62.1	15.7	2.2	12.6	2.6	4.9
7th	14449	122	57.5	17.7	2.7	14.1	2.8	5.4
8th	27624	323	60.6	16.6	2.7	12.7	3.0	4.3
9th	18667	154	58.5	17.0	3.0	13.2	3.2	5.0
10th	21948	211	61.8	15.6	2.8	12.2	3.2	4.5
11th	15636	87	61.6	15.4	3.2	11.2	3.0	5.6
12th	14156	105	61.7	15.4	3.2	9.7	3.0	7.1
JrHs	58003	593	60.2	16.6	2.6	13.0	2.8	4.7
SrHS	70407	557	60.9	15.9	3.0	11.7	3.1	5.4
Total	128410	1150	60.6	16.2	2.8	12.3	3.0	5.1

4.5 - Do you have a job?

<i>Grade Level</i>	<i>N of Valid</i>	<i>N of Miss</i>	<i>Yes, Full-time</i>	<i>Yes, Part-time</i>	<i>No</i>
6th	15695	383	1.6	19.4	79.1
7th	14221	350	1.4	19.6	79.0
8th	27062	885	1.3	20.9	77.8
9th	18246	575	1.6	21.6	76.8
10th	21464	695	1.9	31.2	66.9
11th	15207	516	2.8	46.2	51.1
12th	13738	523	4.6	56.0	39.3
JrHs	56978	1618	1.4	20.2	78.4
SrHS	68655	2309	2.6	36.9	60.5
Total	125633	3927	2.0	29.3	68.6

4.6 - Does your father have a job?

<i>Grade Level</i>	<i>N of Valid</i>	<i>N of Miss</i>	<i>Yes, Full-time</i>	<i>Yes, Part-time</i>	<i>No</i>
6th	14812	1266	81.6	10.9	7.5
7th	13234	1337	83.7	8.4	7.8
8th	25577	2370	87.9	6.0	6.2
9th	17237	1584	87.4	5.2	7.5
10th	20478	1681	89.8	3.8	6.4
11th	14590	1133	89.0	3.5	7.5
12th	13259	1002	89.4	2.9	7.7
JrHs	53623	4973	85.1	7.9	6.9
SrHS	65564	5400	88.9	3.9	7.2
Total	119187	10373	87.2	5.7	7.1

4.7 - Does your mother have a job?

<i>Grade Level</i>	<i>N of Valid</i>	<i>N of Miss</i>	<i>Yes, Full-time</i>	<i>Yes, Part-time</i>	<i>No</i>
6th	15063	1015	54.5	23.0	22.5
7th	13629	942	59.7	19.8	20.6
8th	26309	1638	61.6	20.0	18.4
9th	17775	1046	63.6	17.3	19.1
10th	21075	1084	64.7	16.8	18.5
11th	14919	804	65.0	16.0	19.0
12th	13537	724	64.4	16.1	19.5
JrHs	55001	3595	59.2	20.8	20.0
SrHS	67306	3658	64.4	16.6	19.0
Total	122307	7253	62.1	18.5	19.5

4.8 - What is the educational level of your father?

<i>Grade Level</i>	<i>N of Valid</i>	<i>N of Miss</i>	<i>Some High School</i>	<i>High School Graduate</i>	<i>Some College</i>	<i>College Graduate</i>
6th	13246	2832	13.2	32.6	14.7	39.6
7th	12023	2548	17.1	35.3	15.4	32.2
8th	23731	4216	12.4	32.0	16.8	38.8
9th	16046	2775	14.2	33.1	17.5	35.2
10th	19284	2875	12.7	30.6	17.8	38.9
11th	13629	2094	13.2	29.8	19.0	38.0
12th	12517	1744	12.7	28.3	19.7	39.3
JrHs	49000	9596	13.8	33.0	15.9	37.4
SrHS	61476	9488	13.2	30.6	18.4	37.8
Total	110476	19084	13.4	31.7	17.3	37.6

4.9 - What is the educational level of your mother?

<i>Grade Level</i>	<i>N of Valid</i>	<i>N of Miss</i>	<i>Some High School</i>	<i>High School Graduate</i>	<i>Some College</i>	<i>College Graduate</i>
6th	13792	2286	11.5	31.6	18.5	38.3
7th	12748	1823	14.7	34.3	18.3	32.7
8th	24771	3176	11.1	32.5	20.0	36.4
9th	16818	2003	12.2	33.8	20.9	33.1
10th	20038	2121	10.9	32.8	21.3	35.0
11th	14207	1516	11.4	32.5	22.6	33.4
12th	12882	1379	10.8	32.3	23.4	33.5
JrHs	51311	7285	12.1	32.7	19.2	36.0
SrHS	63945	7019	11.3	32.9	21.9	33.8
Total	115256	14304	11.7	32.8	20.7	34.8

4.2. Student Characteristics

4.10 - Do you make good grades?

<i>Grade Level</i>	<i>N of Valid</i>	<i>N of Miss</i>	<i>Never</i>	<i>Seldom</i>	<i>Sometimes</i>	<i>Often</i>	<i>A Lot</i>
6th	16017	61	1.1	2.5	26.9	33.0	36.5
7th	14513	58	1.3	4.3	31.5	32.0	31.0
8th	27866	81	1.0	4.0	28.6	33.5	32.9
9th	18759	62	1.5	4.4	31.6	34.4	28.2
10th	22118	41	1.0	4.0	31.5	36.2	27.3
11th	15683	40	0.9	3.6	31.2	36.4	28.0
12th	14232	29	1.0	2.8	27.3	37.1	31.8
JrHs	58396	200	1.1	3.7	28.9	33.0	33.4
SrHS	70792	172	1.1	3.8	30.6	35.9	28.6
Total	129188	372	1.1	3.7	29.8	34.6	30.8

4.11 - Do you get into trouble at school?

<i>Grade Level</i>	<i>N of Valid</i>	<i>N of Miss</i>	<i>Never</i>	<i>Seldom</i>	<i>Sometimes</i>	<i>Often</i>	<i>A Lot</i>
6th	15959	119	29.1	38.4	22.5	5.7	4.3
7th	14464	107	27.5	38.1	23.3	6.4	4.6
8th	27800	147	26.6	41.4	22.4	5.9	3.6
9th	18704	117	31.5	41.3	19.1	4.9	3.1
10th	22073	86	38.4	40.6	15.6	3.5	2.0
11th	15662	61	43.9	38.3	13.3	2.6	1.8
12th	14212	49	49.4	36.3	10.6	2.1	1.6
JrHs	58223	373	27.5	39.8	22.7	6.0	4.0
SrHS	70651	313	40.0	39.4	15.0	3.4	2.2
Total	128874	686	34.4	39.6	18.5	4.6	3.0

4.12 - Do you take part in school activities such as sports teams, band, clubs, etc?

<i>Grade Level</i>	<i>N of Valid</i>	<i>N of Miss</i>	<i>Never</i>	<i>Seldom</i>	<i>Sometimes</i>	<i>Often</i>	<i>A Lot</i>
6th	15909	169	15.9	8.6	17.4	18.7	39.5
7th	14464	107	17.9	10.0	18.0	17.5	36.6
8th	27791	156	16.3	11.2	17.7	18.9	36.0
9th	18717	104	18.4	12.4	18.5	17.8	32.9
10th	22063	96	18.9	11.7	17.0	18.4	34.0
11th	15648	75	18.5	12.7	17.6	18.4	32.8
12th	14204	57	18.6	13.2	18.8	18.4	31.0
JrHs	58164	432	16.6	10.2	17.7	18.5	37.1
SrHS	70632	332	18.6	12.4	17.9	18.3	32.8
Total	128796	764	17.7	11.4	17.8	18.4	34.8

4.13 - Do you take part in community activities such as scouts, rec teams, youth clubs, etc?

<i>Grade Level</i>	<i>N of Valid</i>	<i>N of Miss</i>	<i>Never</i>	<i>Seldom</i>	<i>Sometimes</i>	<i>Often</i>	<i>A Lot</i>
6th	15724	354	29.3	13.7	18.3	14.5	24.1
7th	14271	300	33.8	16.7	17.7	13.2	18.5
8th	27529	418	32.8	19.5	19.1	13.4	15.4
9th	18570	251	35.6	21.1	19.5	12.0	11.8
10th	21930	229	35.4	21.7	20.0	11.7	11.2
11th	15571	152	33.8	21.8	21.4	12.1	10.9
12th	14133	128	32.8	22.3	21.8	12.3	10.8
JrHs	57524	1072	32.1	17.2	18.5	13.6	18.5
SrHS	70204	760	34.6	21.7	20.6	12.0	11.2
Total	127728	1832	33.4	19.7	19.7	12.7	14.5

4.14 - Do you attend church, synagogue, etc?

<i>Grade Level</i>	<i>N of Valid</i>	<i>N of Miss</i>	<i>Never</i>	<i>Seldom</i>	<i>Sometimes</i>	<i>Often</i>	<i>A Lot</i>
6th	15831	247	12.5	12.2	18.8	17.1	39.5
7th	14371	200	13.8	13.5	18.9	16.9	37.0
8th	27650	297	15.0	15.6	18.3	16.9	34.2
9th	18629	192	17.4	16.7	18.6	15.6	31.7
10th	21977	182	18.9	17.8	19.1	15.0	29.1
11th	15594	129	19.5	18.6	19.1	15.2	27.5
12th	14169	92	22.1	20.3	19.2	14.2	24.2
JrHs	57852	744	14.0	14.1	18.6	17.0	36.3
SrHS	70369	595	19.3	18.2	19.0	15.0	28.5
Total	128221	1339	16.9	16.4	18.8	15.9	32.0

4.15 - Do you go to parties?

<i>Grade Level</i>	<i>N of Valid</i>	<i>N of Miss</i>	<i>Never</i>	<i>Seldom</i>	<i>Sometimes</i>	<i>Often</i>	<i>A Lot</i>
6th	15847	231	7.9	11.9	30.6	23.5	26.2
7th	14370	201	7.5	13.3	30.9	23.4	24.8
8th	27650	297	5.5	13.1	31.9	25.5	24.1
9th	18617	204	6.2	14.6	33.3	24.2	21.6
10th	21979	180	6.5	15.1	33.1	24.2	21.2
11th	15569	154	6.8	16.4	32.4	22.1	22.3
12th	14156	105	7.5	15.7	30.8	23.6	22.3
JrHs	57867	729	6.7	12.8	31.3	24.4	24.8
SrHS	70321	643	6.7	15.4	32.5	23.6	21.8
Total	128188	1372	6.7	14.2	32.0	24.0	23.2

4.16 - Do you use alcohol/drugs at parties?

<i>Grade Level</i>	<i>N of Valid</i>	<i>N of Miss</i>	<i>Never</i>	<i>Seldom</i>	<i>Sometimes</i>	<i>Often</i>	<i>A Lot</i>
6th	15858	220	91.7	3.9	2.2	0.9	1.3
7th	14335	236	80.9	8.1	5.7	2.7	2.5
8th	27547	400	69.8	11.3	9.3	5.0	4.6
9th	18582	239	57.0	13.0	13.2	8.3	8.4
10th	21931	228	48.2	13.7	16.0	10.9	11.2
11th	15538	185	44.2	14.5	16.8	12.1	12.4
12th	14152	109	39.9	14.0	18.6	13.1	14.4
JrHs	57740	856	78.6	8.5	6.4	3.3	3.2
SrHS	70203	761	48.0	13.8	16.0	10.9	11.4
Total	127943	1617	61.8	11.4	11.7	7.5	7.7

4.17 - Have you threatened to harm a teacher?

<i>Grade Level</i>	<i>N of Valid</i>	<i>N of Miss</i>	<i>Never</i>	<i>Seldom</i>	<i>Sometimes</i>	<i>Often</i>	<i>A Lot</i>
6th	15861	217	95.3	2.2	1.1	0.4	1.0
7th	14397	174	92.6	3.8	1.8	0.7	1.1
8th	27631	316	91.2	4.9	2.0	0.8	1.2
9th	18607	214	89.5	5.4	2.6	0.9	1.6
10th	21934	225	90.4	5.3	2.3	0.8	1.3
11th	15521	202	90.7	4.9	2.3	0.8	1.3
12th	14146	115	91.0	4.5	2.1	0.8	1.5
JrHs	57889	707	92.7	3.9	1.7	0.7	1.1
SrHS	70208	756	90.3	5.1	2.3	0.8	1.4
Total	128097	1463	91.4	4.5	2.0	0.7	1.3

4.18 - Have you threatened to harm one or both of your parents, guardian, etc?

<i>Grade Level</i>	<i>N of Valid</i>	<i>N of Miss</i>	<i>Never</i>	<i>Seldom</i>	<i>Sometimes</i>	<i>Often</i>	<i>A Lot</i>
6th	15897	181	93.5	3.4	1.5	0.5	1.1
7th	14427	144	91.1	4.9	2.1	0.8	1.1
8th	27677	270	88.6	6.4	2.7	1.1	1.2
9th	18653	168	86.6	7.4	3.4	1.2	1.5
10th	22000	159	86.9	7.7	3.1	1.1	1.2
11th	15574	149	88.4	7.0	2.6	0.9	1.1
12th	14183	78	88.9	6.4	2.7	0.7	1.3
JrHs	58001	595	90.6	5.2	2.2	0.9	1.1
SrHS	70410	554	87.6	7.2	3.0	1.0	1.3
Total	128411	1149	88.9	6.3	2.7	0.9	1.2

4.19 - Do your parents talk with you about the problems of alcohol/drugs?

<i>Grade Level</i>	<i>N of Valid</i>	<i>N of Miss</i>	<i>Never</i>	<i>Seldom</i>	<i>Sometimes</i>	<i>Often</i>	<i>A Lot</i>
6th	15937	141	13.8	16.7	29.6	18.3	21.6
7th	14444	127	16.5	17.9	28.9	16.9	19.7
8th	27758	189	18.3	21.7	30.2	16.0	13.8
9th	18686	135	18.9	21.6	29.5	15.8	14.2
10th	22053	106	20.0	24.0	30.7	14.5	10.8
11th	15644	79	20.5	24.2	31.5	13.6	10.3
12th	14193	68	21.9	24.8	31.1	13.6	8.6
JrHs	58139	457	16.6	19.4	29.7	16.9	17.4
SrHS	70576	388	20.2	23.6	30.6	14.5	11.1
Total	128715	845	18.6	21.7	30.2	15.6	14.0

4.20 - Do your friends talk with you about the problems of alcohol/drugs?

<i>Grade Level</i>	<i>N of Valid</i>	<i>N of Miss</i>	<i>Never</i>	<i>Seldom</i>	<i>Sometimes</i>	<i>Often</i>	<i>A Lot</i>
6th	15897	181	46.4	26.7	18.3	5.0	3.5
7th	14454	117	47.1	25.8	18.0	5.2	3.8
8th	27656	291	40.5	28.5	20.4	6.6	4.1
9th	18664	157	37.2	26.7	22.9	8.3	4.8
10th	21989	170	32.6	28.2	25.8	8.2	5.2
11th	15609	114	30.6	28.2	27.4	8.6	5.2
12th	14123	138	29.1	29.1	28.8	8.3	4.7
JrHs	58007	589	43.8	27.3	19.2	5.8	3.9
SrHS	70385	579	32.7	28.0	26.0	8.3	5.0
Total	128392	1168	37.7	27.7	22.9	7.2	4.5

4.21 - Do your parents set clear rules for you?

<i>Grade Level</i>	<i>N of Valid</i>	<i>N of Miss</i>	<i>Never</i>	<i>Seldom</i>	<i>Sometimes</i>	<i>Often</i>	<i>A Lot</i>
6th	15855	223	3.1	5.3	14.1	25.3	52.2
7th	14390	181	3.5	7.0	17.3	25.6	46.5
8th	27532	415	3.6	8.4	19.0	29.9	39.1
9th	18584	237	4.3	8.7	20.9	29.1	37.0
10th	21936	223	4.1	9.7	21.8	31.9	32.5
11th	15559	164	4.8	11.2	22.5	30.8	30.7
12th	14063	198	7.3	13.3	25.0	30.0	24.4
JrHs	57777	819	3.4	7.2	17.2	27.6	44.5
SrHS	70142	822	4.9	10.5	22.4	30.5	31.7
Total	127919	1641	4.3	9.0	20.0	29.2	37.5

4.22 - Do your parents punish you when you break the rules?

<i>Grade Level</i>	<i>N of Valid</i>	<i>N of Miss</i>	<i>Never</i>	<i>Seldom</i>	<i>Sometimes</i>	<i>Often</i>	<i>A Lot</i>
6th	15808	270	5.8	9.7	25.4	26.7	32.4
7th	14337	234	6.6	12.3	26.1	25.2	29.7
8th	27403	544	6.4	13.1	26.5	27.2	26.8
9th	18540	281	7.8	14.1	26.8	26.0	25.2
10th	21831	328	7.8	15.3	28.2	26.7	22.0
11th	15519	204	9.4	16.8	28.3	26.1	19.4
12th	13987	274	13.4	19.5	30.2	22.8	14.1
JrHs	57548	1048	6.3	12.0	26.1	26.6	29.1
SrHS	69877	1087	9.3	16.2	28.3	25.6	20.7
Total	127425	2135	7.9	14.3	27.3	26.0	24.5

4.23 - Have you been in trouble with the police?

<i>Grade Level</i>	<i>N of Valid</i>	<i>N of Miss</i>	<i>Never</i>	<i>Seldom</i>	<i>Sometimes</i>	<i>Often</i>	<i>A Lot</i>
6th	15745	333	84.4	8.3	4.0	1.4	1.9
7th	14260	311	79.2	10.8	4.8	2.4	2.8
8th	27239	708	74.0	13.5	6.8	2.8	2.9
9th	18447	374	71.7	14.8	7.3	3.0	3.1
10th	21743	416	71.9	16.0	7.1	2.4	2.6
11th	15411	312	72.6	16.4	6.5	2.1	2.4
12th	13957	304	72.1	17.3	6.8	1.7	2.2
JrHs	57244	1352	78.1	11.4	5.5	2.3	2.6
SrHS	69558	1406	72.0	16.0	7.0	2.4	2.6
Total	126802	2758	74.8	13.9	6.3	2.4	2.6

4.24 - Do you take part in gang activities?

<i>Grade Level</i>	<i>N of Valid</i>	<i>N of Miss</i>	<i>Never</i>	<i>Seldom</i>	<i>Sometimes</i>	<i>Often</i>	<i>A Lot</i>
6th	15866	212	90.6	4.4	2.5	1.0	1.5
7th	14412	159	85.7	6.4	3.9	1.6	2.4
8th	27551	396	85.6	6.5	3.8	1.7	2.4
9th	18612	209	85.8	5.8	3.8	1.7	2.9
10th	21923	236	87.7	5.4	3.1	1.4	2.4
11th	15602	121	88.9	4.7	2.9	1.1	2.3
12th	14089	172	90.5	3.7	2.5	1.1	2.3
JrHs	57829	767	87.0	5.9	3.5	1.4	2.1
SrHS	70226	738	88.0	5.0	3.1	1.3	2.5
Total	128055	1505	87.6	5.4	3.3	1.4	2.3

4.25 - Have you thought about committing suicide?

<i>Grade Level</i>	<i>N of Valid</i>	<i>N of Miss</i>	<i>Never</i>	<i>Seldom</i>	<i>Sometimes</i>	<i>Often</i>	<i>A Lot</i>
6th	15612	466	81.8	9.1	5.0	1.7	2.3
7th	14084	487	75.5	11.7	6.3	2.8	3.7
8th	27155	792	70.1	13.9	8.5	3.5	3.9
9th	18406	415	66.9	15.2	9.4	3.9	4.7
10th	21725	434	64.0	17.4	10.7	3.8	4.0
11th	15435	288	64.9	18.2	10.6	3.3	3.0
12th	13972	289	65.4	18.3	10.5	2.9	2.8
JrHs	56851	1745	74.7	12.0	7.0	2.8	3.4
SrHS	69538	1426	65.3	17.2	10.3	3.5	3.7
Total	126389	3171	69.5	14.9	8.8	3.2	3.6

4.26 - In 5th grade, did your class participate in the DARE program?

<i>Grade Level</i>	<i>N of Valid</i>	<i>N of Miss</i>	<i>No</i>	<i>Yes</i>
6th	15868	210	20.9	79.1
7th	14350	221	20.2	79.8
8th	27470	477	21.5	78.5
9th	18516	304	26.6	73.4
10th	21751	371	27.5	72.5
11th	15401	322	36.6	63.4
12th	13863	351	45.7	54.3
JrHs	57688	908	21.0	79.0
SrHS	69531	1348	32.9	67.1
Total	127219	2256	27.5	72.5

4.27 - Have your teachers taught you about the dangers of alcohol/drugs?

<i>Grade Level</i>	<i>N of Valid</i>	<i>N of Miss</i>	<i>No</i>	<i>Yes</i>
6th	15870	208	7.9	92.1
7th	14415	156	9.3	90.7
8th	27531	416	9.7	90.3
9th	18568	252	10.7	89.3
10th	21836	271	11.8	88.2
11th	15504	219	14.1	85.9
12th	13945	255	15.1	84.9
JrHs	57816	780	9.1	90.9
SrHS	69853	997	12.7	87.3
Total	127669	1777	11.1	88.9

4.3. Harmful To Health

4.28 - Do you feel that using cigarettes is harmful to your health?

<i>Grade Level</i>	<i>N of Valid</i>	<i>N of Miss</i>	<i>No Harm</i>	<i>Some Harm</i>	<i>Harmful</i>	<i>Very Harmful</i>
6th	15893	185	3.4	12.7	37.1	46.7
7th	14376	195	4.3	18.8	35.8	41.1
8th	27629	318	4.5	21.7	36.3	37.5
9th	18594	226	5.1	22.5	36.1	36.3
10th	21922	219	4.8	21.3	35.7	38.2
11th	15518	205	3.8	20.7	36.2	39.3
12th	14075	148	3.9	18.6	36.5	41.0
JrHs	57898	698	4.2	18.5	36.4	40.9
SrHS	70109	798	4.5	20.9	36.1	38.5
Total	128007	1496	4.3	19.8	36.2	39.6

4.29 - Do you feel that using beer is harmful to your health?

<i>Grade Level</i>	<i>N of Valid</i>	<i>N of Miss</i>	<i>No Harm</i>	<i>Some Harm</i>	<i>Harmful</i>	<i>Very Harmful</i>
6th	15896	182	5.1	24.3	35.8	34.8
7th	14369	202	7.5	29.2	33.5	29.7
8th	27631	316	9.1	34.9	32.1	23.9
9th	18574	246	10.9	37.1	29.7	22.3
10th	21897	234	11.1	40.0	29.1	19.7
11th	15510	213	10.8	40.1	28.5	20.6
12th	14057	156	11.2	41.4	28.3	19.2
JrHs	57896	700	7.6	30.6	33.4	28.3
SrHS	70038	849	11.0	39.5	29.0	20.5
Total	127934	1549	9.5	35.5	31.0	24.0

4.30 - Do you feel that using wine coolers is harmful to your health?

<i>Grade Level</i>	<i>N of Valid</i>	<i>N of Miss</i>	<i>No Harm</i>	<i>Some Harm</i>	<i>Harmful</i>	<i>Very Harmful</i>
6th	15805	273	11.8	35.4	28.0	24.8
7th	14302	269	18.8	38.1	22.8	20.3
8th	27534	413	21.5	41.2	21.2	16.1
9th	18513	307	25.7	41.9	18.1	14.2
10th	21834	301	24.4	44.0	18.6	13.0
11th	15483	240	22.9	45.0	18.3	13.9
12th	14059	178	22.6	44.9	19.0	13.5
JrHs	57641	955	18.2	38.9	23.4	19.5
SrHS	69889	1026	24.1	43.8	18.5	13.6
Total	127530	1981	21.4	41.6	20.7	16.3

4.31 - Do you feel that using liquor is harmful to your health?

<i>Grade Level</i>	<i>N of Valid</i>	<i>N of Miss</i>	<i>No Harm</i>	<i>Some Harm</i>	<i>Harmful</i>	<i>Very Harmful</i>
6th	15803	275	3.7	12.3	34.1	49.9
7th	14308	263	5.3	16.5	34.5	43.7
8th	27511	436	6.0	21.9	35.6	36.4
9th	18512	309	7.4	25.4	34.1	33.1
10th	21815	341	8.4	28.4	33.5	29.8
11th	15473	250	7.7	29.6	32.6	30.1
12th	14077	179	8.6	30.1	33.1	28.2
JrHs	57622	974	5.2	17.9	34.9	41.9
SrHS	69877	1079	8.0	28.2	33.4	30.4
Total	127499	2053	6.7	23.6	34.1	35.6

4.32 - Do you feel that using marijuana is harmful to your health?

<i>Grade Level</i>	<i>N of Valid</i>	<i>N of Miss</i>	<i>No Harm</i>	<i>Some Harm</i>	<i>Harmful</i>	<i>Very Harmful</i>
6th	15881	197	3.4	3.0	8.1	85.5
7th	14351	220	5.4	6.2	11.8	76.6
8th	27558	389	7.3	10.4	16.7	65.6
9th	18544	276	10.2	14.3	18.7	56.9
10th	21864	287	11.4	18.3	21.0	49.3
11th	15489	234	11.2	19.7	22.6	46.4
12th	14066	179	11.4	21.6	23.4	43.6
JrHs	57790	806	5.8	7.3	13.1	73.8
SrHS	69963	976	11.1	18.2	21.2	49.5
Total	127753	1782	8.7	13.3	17.6	60.5

4.33 - Do you feel that using cocaine is harmful to your health?

<i>Grade Level</i>	<i>N of Valid</i>	<i>N of Miss</i>	<i>No Harm</i>	<i>Some Harm</i>	<i>Harmful</i>	<i>Very Harmful</i>
6th	15859	219	2.5	1.2	4.9	91.5
7th	14343	228	2.7	1.5	6.2	89.6
8th	27585	362	2.1	2.0	7.9	88.0
9th	18556	264	2.4	2.3	8.1	87.2
10th	21874	279	2.6	2.2	8.3	86.9
11th	15487	236	2.1	2.1	7.6	88.3
12th	14089	166	3.0	2.0	7.8	87.2
JrHs	57787	809	2.3	1.6	6.6	89.4
SrHS	70006	945	2.5	2.2	8.0	87.3
Total	127793	1754	2.4	1.9	7.4	88.3

4.34 - Do you feel that using uppers is harmful to your health?

<i>Grade Level</i>	<i>N of Valid</i>	<i>N of Miss</i>	<i>No Harm</i>	<i>Some Harm</i>	<i>Harmful</i>	<i>Very Harmful</i>
6th	15535	543	3.6	6.3	20.5	69.7
7th	14221	350	3.9	5.9	18.1	72.1
8th	27475	472	3.3	7.1	19.0	70.7
9th	18512	309	3.9	8.2	19.6	68.3
10th	21830	325	4.1	8.7	20.7	66.6
11th	15472	251	3.1	8.4	20.0	68.5
12th	14066	187	4.0	8.1	20.5	67.4
JrHs	57231	1365	3.5	6.6	19.2	70.8
SrHS	69880	1072	3.8	8.4	20.2	67.6
Total	127111	2437	3.7	7.6	19.7	69.0

4.35 - Do you feel that using downers is harmful to your health?

<i>Grade Level</i>	<i>N of Valid</i>	<i>N of Miss</i>	<i>No Harm</i>	<i>Some Harm</i>	<i>Harmful</i>	<i>Very Harmful</i>
6th	15499	579	4.2	8.0	22.8	65.0
7th	14205	366	4.0	7.5	20.1	68.5
8th	27447	500	3.3	8.0	19.5	69.2
9th	18499	321	3.9	8.5	20.5	67.2
10th	21787	345	3.7	8.8	21.3	66.2
11th	15462	259	3.0	8.2	20.6	68.3
12th	14049	191	3.6	8.1	20.9	67.4
JrHs	57151	1445	3.7	7.9	20.5	67.9
SrHS	69797	1116	3.5	8.5	20.8	67.2
Total	126948	2561	3.6	8.2	20.7	67.5

4.36 - Do you feel that using inhalants is harmful to your health?

<i>Grade Level</i>	<i>N of Valid</i>	<i>N of Miss</i>	<i>No Harm</i>	<i>Some Harm</i>	<i>Harmful</i>	<i>Very Harmful</i>
6th	15740	338	4.4	10.1	20.9	64.6
7th	14285	286	4.9	10.9	20.5	63.7
8th	27469	478	4.0	10.5	20.6	64.9
9th	18513	307	4.2	9.3	19.7	66.8
10th	21825	308	3.6	8.2	19.6	68.6
11th	15466	257	3.0	7.3	18.6	71.2
12th	14034	201	3.3	6.7	17.8	72.2
JrHs	57494	1102	4.3	10.5	20.6	64.5
SrHS	69838	1073	3.5	8.0	19.1	69.4
Total	127332	2175	3.9	9.1	19.8	67.2

4.37 - Do you feel that using hallucinogens is harmful to your health?

<i>Grade Level</i>	<i>N of Valid</i>	<i>N of Miss</i>	<i>No Harm</i>	<i>Some Harm</i>	<i>Harmful</i>	<i>Very Harmful</i>
6th	15381	697	3.2	3.7	14.0	79.2
7th	14165	406	3.1	3.6	12.5	80.7
8th	27437	510	2.7	3.8	11.9	81.6
9th	18480	340	3.4	4.5	12.1	80.0
10th	21824	323	3.7	5.0	12.1	79.3
11th	15473	249	3.5	4.9	11.7	80.0
12th	14055	193	3.8	4.7	11.8	79.6
JrHs	56983	1613	2.9	3.7	12.6	80.7
SrHS	69832	1105	3.6	4.8	11.9	79.7
Total	126815	2718	3.3	4.3	12.3	80.2

4.38 - Do you feel that using heroin is harmful to your health?

<i>Grade Level</i>	<i>N of Valid</i>	<i>N of Miss</i>	<i>No Harm</i>	<i>Some Harm</i>	<i>Harmful</i>	<i>Very Harmful</i>
6th	15567	511	2.9	2.7	10.6	83.8
7th	14265	306	2.9	2.6	10.1	84.4
8th	27471	476	2.3	2.1	8.9	86.7
9th	18494	326	2.5	2.4	8.6	86.4
10th	21808	328	2.5	2.0	8.2	87.3
11th	15474	248	2.2	1.8	7.2	88.8
12th	14037	200	2.5	1.6	7.4	88.5
JrHs	57303	1293	2.6	2.4	9.7	85.3
SrHS	69813	1102	2.4	2.0	7.9	87.7
Total	127116	2395	2.5	2.2	8.7	86.6

4.39 - Do you feel that using designer drugs is harmful to your health?

<i>Grade Level</i>	<i>N of Valid</i>	<i>N of Miss</i>	<i>No Harm</i>	<i>Some Harm</i>	<i>Harmful</i>	<i>Very Harmful</i>
6th	15059	1019	4.5	5.8	17.3	72.3
7th	13935	636	4.6	6.8	17.8	70.8
8th	27084	863	3.9	7.1	18.4	70.6
9th	18340	481	3.8	6.8	17.7	71.6
10th	21580	566	3.7	7.0	16.9	72.4
11th	15338	383	3.2	5.4	15.5	75.9
12th	13942	309	3.7	4.7	14.3	77.3
JrHs	56078	2518	4.3	6.7	18.0	71.1
SrHS	69200	1739	3.6	6.1	16.3	74.0
Total	125278	4257	3.9	6.4	17.0	72.7

4.4. Within The Past Year How Often Have You Used

4.40 - Within the past year how often have you smoked cigarettes?

Grade Level	N of Valid	N of Miss	Did Not Use	1/yr	6/yr	1/mo	2/mo	1/wk	3/wk	Every Day
6th	15898	180	82.5	7.6	2.1	1.1	1.2	1.3	1.9	2.4
7th	14400	171	69.2	10.0	4.2	2.0	2.1	2.7	3.9	5.8
8th	27645	302	60.9	10.7	5.4	2.7	3.1	3.6	4.9	8.8
9th	18602	219	54.2	9.7	5.6	2.9	3.5	3.7	5.6	14.8
10th	21945	214	51.5	9.1	6.2	2.8	3.3	3.8	5.3	18.1
11th	15587	136	50.8	8.9	5.7	2.5	3.2	3.7	5.0	20.1
12th	14074	187	50.0	8.1	5.7	2.5	2.9	3.5	5.2	22.0
JrHs	57943	653	68.9	9.7	4.2	2.1	2.3	2.8	3.8	6.3
SrHS	70208	756	51.8	9.0	5.8	2.7	3.2	3.7	5.3	18.4
Total	128151	1409	59.5	9.3	5.1	2.4	2.8	3.3	4.6	12.9

4.41 - Within the past year how often have you drunk beer?

Grade Level	N of Valid	N of Miss	Did Not Use	1/yr	6/yr	1/mo	2/mo	1/wk	3/wk	Every Day
6th	15899	179	81.2	11.6	2.5	1.2	0.9	0.9	0.8	0.8
7th	14391	180	68.7	15.2	4.7	2.8	2.7	2.7	1.9	1.2
8th	27583	364	57.7	16.9	7.8	4.5	5.1	4.4	2.4	1.3
9th	18574	247	47.7	15.9	9.5	6.3	7.4	7.6	3.6	1.8
10th	21932	227	40.1	15.0	11.0	7.4	9.7	10.3	4.7	1.8
11th	15564	159	39.1	12.8	10.7	7.2	10.3	11.8	5.8	2.2
12th	14097	164	35.1	12.5	11.2	7.2	10.7	13.2	7.5	2.6
JrHs	57873	723	66.9	15.0	5.6	3.2	3.3	3.0	1.8	1.1
SrHS	70167	797	40.9	14.3	10.6	7.0	9.5	10.5	5.2	2.1
Total	128040	1520	52.6	14.6	8.3	5.3	6.7	7.1	3.7	1.6

4.42 - Within the past year how often have you drunk wine coolers?

Grade Level	N of Valid	N of Miss	Did Not Use	1/yr	6/yr	1/mo	2/mo	1/wk	3/wk	Every Day
6th	15848	230	79.6	12.9	2.8	1.3	1.0	0.9	0.7	0.9
7th	14368	203	67.3	16.6	5.2	2.9	2.5	2.4	1.6	1.4
8th	27530	417	59.3	19.1	7.3	4.6	4.0	2.8	1.6	1.2
9th	18560	261	50.1	20.0	9.8	6.1	5.7	4.6	2.1	1.6
10th	21871	288	47.2	19.2	11.0	7.2	7.0	5.1	1.9	1.4
11th	15544	179	46.0	18.6	11.7	7.3	7.6	5.4	2.0	1.3
12th	14076	185	45.5	18.6	12.9	7.8	6.9	5.2	1.7	1.5
JrHs	57746	850	66.8	16.8	5.5	3.3	2.8	2.2	1.4	1.2
SrHS	70051	913	47.4	19.2	11.2	7.1	6.8	5.0	1.9	1.4
Total	127797	1763	56.2	18.1	8.7	5.3	5.0	3.8	1.7	1.3

4.43 - Within the past year how often have you drunk liquor?

<i>Grade Level</i>	<i>N of Valid</i>	<i>N of Miss</i>	<i>Did Not Use</i>	<i>1/yr</i>	<i>6/yr</i>	<i>1/mo</i>	<i>2/mo</i>	<i>1/wk</i>	<i>3/wk</i>	<i>Every Day</i>
6th	15832	246	90.6	5.5	1.2	0.7	0.5	0.5	0.4	0.7
7th	14348	223	79.7	9.6	3.1	1.9	1.8	1.6	1.2	1.1
8th	27476	471	67.9	13.4	5.4	3.8	3.7	3.0	1.6	1.2
9th	18530	291	54.7	14.9	7.7	6.1	6.3	5.5	2.8	1.9
10th	21849	310	46.4	15.5	10.1	7.6	8.5	7.1	3.1	1.7
11th	15533	190	43.2	15.0	10.8	8.4	9.4	8.1	3.3	1.9
12th	14060	201	40.1	15.0	12.0	9.3	9.9	8.4	3.2	2.1
JrHs	57656	940	77.1	10.3	3.7	2.5	2.4	2.0	1.2	1.1
SrHS	69972	992	46.6	15.1	10.0	7.7	8.4	7.2	3.1	1.9
Total	127628	1932	60.4	12.9	7.1	5.3	5.7	4.8	2.2	1.5

4.44 - Within the past year how often have you smoked marijuana?

<i>Grade Level</i>	<i>N of Valid</i>	<i>N of Miss</i>	<i>Did Not Use</i>	<i>1/yr</i>	<i>6/yr</i>	<i>1/mo</i>	<i>2/mo</i>	<i>1/wk</i>	<i>3/wk</i>	<i>Every Day</i>
6th	15833	245	95.6	1.6	0.5	0.4	0.3	0.3	0.4	0.9
7th	14365	206	88.2	3.4	1.4	1.0	1.1	1.3	1.6	2.0
8th	27493	454	80.2	5.4	2.4	1.8	2.3	2.5	2.8	2.6
9th	18551	270	71.4	6.0	3.7	2.6	3.3	4.0	4.2	4.7
10th	21865	294	65.6	6.8	4.5	3.5	4.1	4.7	5.0	5.9
11th	15551	172	63.6	7.4	5.3	3.7	4.4	4.3	5.1	6.2
12th	14064	197	62.1	7.7	6.0	3.4	4.2	4.4	5.0	7.3
JrHs	57691	905	86.4	3.9	1.7	1.2	1.5	1.6	1.8	2.0
SrHS	70031	933	66.0	6.9	4.8	3.3	4.0	4.3	4.8	5.9
Total	127722	1838	75.2	5.5	3.4	2.4	2.8	3.1	3.5	4.1

4.45 - Within the past year how often have you used cocaine?

<i>Grade Level</i>	<i>N of Valid</i>	<i>N of Miss</i>	<i>Did Not Use</i>	<i>1/yr</i>	<i>6/yr</i>	<i>1/mo</i>	<i>2/mo</i>	<i>1/wk</i>	<i>3/wk</i>	<i>Every Day</i>
6th	15831	247	98.4	0.4	0.2	0.1	0.1	0.1	0.1	0.5
7th	14375	196	97.2	1.0	0.3	0.2	0.3	0.3	0.2	0.6
8th	27502	445	96.7	1.2	0.4	0.3	0.2	0.2	0.3	0.6
9th	18567	254	95.6	1.4	0.5	0.4	0.3	0.5	0.3	1.0
10th	21863	296	94.6	1.9	0.7	0.5	0.5	0.4	0.3	1.0
11th	15565	158	94.2	2.1	0.9	0.5	0.7	0.4	0.3	1.0
12th	14061	200	92.9	2.5	1.1	0.6	0.6	0.5	0.5	1.4
JrHs	57708	888	97.3	0.9	0.3	0.2	0.2	0.2	0.2	0.6
SrHS	70056	908	94.4	1.9	0.8	0.5	0.5	0.4	0.3	1.1
Total	127764	1796	95.7	1.5	0.6	0.4	0.4	0.3	0.3	0.9

4.46 - Within the past year how often have you used uppers?

<i>Grade Level</i>	<i>N of Valid</i>	<i>N of Miss</i>	<i>Did Not Use</i>	<i>1/yr</i>	<i>6/yr</i>	<i>1/mo</i>	<i>2/mo</i>	<i>1/wk</i>	<i>3/wk</i>	<i>Every Day</i>
6th	15691	387	97.6	0.7	0.2	0.2	0.2	0.2	0.2	0.7
7th	14318	253	96.0	1.4	0.5	0.4	0.3	0.3	0.3	0.8
8th	27433	514	93.8	2.1	1.0	0.6	0.6	0.6	0.4	0.9
9th	18545	276	91.4	2.6	1.5	0.9	1.0	0.8	0.6	1.3
10th	21857	302	89.0	3.2	2.3	1.3	1.1	1.0	0.7	1.3
11th	15537	186	89.1	3.4	2.3	1.3	1.1	0.9	0.7	1.2
12th	14040	221	88.4	3.1	2.7	1.4	1.0	0.8	0.9	1.7
JrHs	57442	1154	95.4	1.6	0.6	0.5	0.4	0.4	0.3	0.8
SrHS	69979	985	89.5	3.1	2.2	1.2	1.0	0.9	0.7	1.4
Total	127421	2139	92.2	2.4	1.5	0.9	0.8	0.7	0.5	1.1

4.47 - Within the past year how often have you used downers?

<i>Grade Level</i>	<i>N of Valid</i>	<i>N of Miss</i>	<i>Did Not Use</i>	<i>1/yr</i>	<i>6/yr</i>	<i>1/mo</i>	<i>2/mo</i>	<i>1/wk</i>	<i>3/wk</i>	<i>Every Day</i>
6th	15678	400	98.0	0.6	0.2	0.3	0.1	0.2	0.1	0.6
7th	14303	268	96.6	1.0	0.5	0.3	0.3	0.3	0.2	0.7
8th	27369	578	95.6	1.5	0.6	0.5	0.4	0.4	0.3	0.7
9th	18526	295	93.8	1.9	1.0	0.7	0.6	0.6	0.4	1.0
10th	21791	368	92.4	2.1	1.4	1.0	0.9	0.7	0.4	1.1
11th	15534	189	92.9	2.2	1.2	0.9	0.9	0.6	0.4	0.9
12th	14020	241	92.6	1.9	1.4	1.1	0.6	0.7	0.4	1.3
JrHs	57350	1246	96.5	1.1	0.5	0.4	0.3	0.3	0.2	0.7
SrHS	69871	1093	92.9	2.0	1.2	0.9	0.8	0.7	0.4	1.1
Total	127221	2339	94.5	1.6	0.9	0.7	0.6	0.5	0.3	0.9

4.48 - Within the past year how often have you used inhalants?

<i>Grade Level</i>	<i>N of Valid</i>	<i>N of Miss</i>	<i>Did Not Use</i>	<i>1/yr</i>	<i>6/yr</i>	<i>1/mo</i>	<i>2/mo</i>	<i>1/wk</i>	<i>3/wk</i>	<i>Every Day</i>
6th	15761	317	94.0	3.0	0.8	0.4	0.4	0.2	0.4	0.8
7th	14314	257	91.3	3.6	1.2	0.9	0.6	0.6	0.7	1.1
8th	27378	569	90.2	4.1	1.6	1.0	0.8	0.8	0.5	0.9
9th	18531	290	91.2	3.6	1.4	0.8	0.8	0.6	0.5	1.1
10th	21804	355	92.1	3.0	1.3	0.9	0.7	0.6	0.4	1.0
11th	15526	197	93.3	2.7	1.2	0.6	0.5	0.4	0.4	1.0
12th	14041	220	93.4	2.1	1.3	0.8	0.4	0.3	0.3	1.3
JrHs	57453	1143	91.5	3.7	1.3	0.8	0.6	0.6	0.5	0.9
SrHS	69902	1062	92.4	2.9	1.3	0.8	0.6	0.5	0.4	1.1
Total	127355	2205	92.0	3.3	1.3	0.8	0.6	0.5	0.5	1.0

4.49 - Within the past year how often have you used hallucinogens?

<i>Grade Level</i>	<i>N of Valid</i>	<i>N of Miss</i>	<i>Did Not Use</i>	<i>1/yr</i>	<i>6/yr</i>	<i>1/mo</i>	<i>2/mo</i>	<i>1/wk</i>	<i>3/wk</i>	<i>Every Day</i>
6th	15674	404	98.4	0.4	0.1	0.2	0.1	0.2	0.1	0.6
7th	14296	275	97.0	1.0	0.3	0.2	0.3	0.3	0.3	0.7
8th	27323	624	95.5	1.6	0.6	0.5	0.4	0.4	0.2	0.7
9th	18502	319	93.1	2.1	1.1	0.8	0.8	0.6	0.4	1.0
10th	21774	385	90.4	3.1	1.9	1.2	1.2	0.7	0.5	1.0
11th	15527	196	89.6	3.5	2.4	1.4	1.1	0.8	0.5	0.9
12th	14019	242	87.9	3.9	3.1	1.4	1.3	0.7	0.4	1.3
JrHs	57293	1303	96.7	1.1	0.4	0.4	0.3	0.3	0.2	0.6
SrHS	69822	1142	90.5	3.1	2.0	1.2	1.1	0.7	0.4	1.0
Total	127115	2445	93.3	2.2	1.3	0.8	0.7	0.5	0.3	0.9

4.50 - Within the past year how often have you use heroin?

<i>Grade Level</i>	<i>N of Valid</i>	<i>N of Miss</i>	<i>Did Not Use</i>	<i>1/yr</i>	<i>6/yr</i>	<i>1/mo</i>	<i>2/mo</i>	<i>1/wk</i>	<i>3/wk</i>	<i>Every Day</i>
6th	15666	412	98.4	0.3	0.2	0.1	0.1	0.1	0.1	0.6
7th	14311	260	97.8	0.6	0.2	0.1	0.2	0.2	0.2	0.6
8th	27255	692	97.6	0.7	0.3	0.2	0.2	0.2	0.2	0.6
9th	18477	344	96.9	0.7	0.3	0.3	0.3	0.3	0.2	1.0
10th	21765	394	96.9	0.8	0.3	0.3	0.3	0.2	0.2	0.9
11th	15462	261	97.3	0.8	0.3	0.2	0.2	0.2	0.2	0.8
12th	14018	243	96.5	0.9	0.4	0.3	0.3	0.2	0.2	1.3
JrHs	57232	1364	97.9	0.6	0.2	0.2	0.2	0.2	0.2	0.6
SrHS	69722	1242	96.9	0.8	0.4	0.3	0.3	0.2	0.2	1.0
Total	126954	2606	97.3	0.7	0.3	0.2	0.2	0.2	0.2	0.8

4.51 - Within the past year how often have you use designer drugs?

<i>Grade Level</i>	<i>N of Valid</i>	<i>N of Miss</i>	<i>Did Not Use</i>	<i>1/yr</i>	<i>6/yr</i>	<i>1/mo</i>	<i>2/mo</i>	<i>1/wk</i>	<i>3/wk</i>	<i>Every Day</i>
6th	15381	697	97.4	0.7	0.4	0.2	0.3	0.2	0.2	0.7
7th	14165	406	95.8	1.4	0.5	0.3	0.4	0.4	0.3	0.9
8th	27056	891	95.7	1.3	0.6	0.5	0.4	0.4	0.3	0.8
9th	18425	396	94.9	1.5	0.7	0.5	0.5	0.4	0.3	1.1
10th	21648	511	94.8	1.7	0.8	0.7	0.5	0.4	0.3	1.0
11th	15428	295	95.1	1.6	0.8	0.6	0.5	0.3	0.2	1.0
12th	13969	292	94.8	1.6	0.8	0.6	0.5	0.3	0.3	1.2
JrHs	56602	1994	96.2	1.2	0.5	0.4	0.4	0.3	0.2	0.8
SrHS	69470	1494	94.9	1.6	0.8	0.6	0.5	0.4	0.3	1.1
Total	126072	3488	95.5	1.4	0.7	0.5	0.4	0.3	0.3	0.9

4.52 - Within the past year how often have you drunk alcohol?

<i>Grade Level</i>	<i>N of Valid</i>	<i>N of Miss</i>	<i>Did Not Use</i>	<i>1/yr</i>	<i>6/yr</i>	<i>1/mo</i>	<i>2/mo</i>	<i>1/wk</i>	<i>3/wk</i>	<i>Every Day</i>
6th	15969	109	71.7	17.5	3.8	1.8	1.4	1.4	1.2	1.2
7th	14462	109	56.9	20.5	7.0	3.8	3.5	3.4	2.8	2.1
8th	27757	190	45.5	22.2	10.0	5.6	6.1	5.3	3.4	2.0
9th	18680	141	34.6	20.3	12.2	7.6	8.7	8.9	4.9	2.8
10th	22033	126	29.4	17.8	13.6	8.3	11.2	11.5	5.6	2.5
11th	15641	82	27.6	15.9	13.6	8.2	11.9	13.2	6.7	2.8
12th	14171	90	24.4	14.9	14.3	8.5	12.1	14.5	8.2	3.1
JrHs	58188	408	55.5	20.5	7.5	4.1	4.1	3.7	2.6	1.8
SrHS	70525	439	29.4	17.5	13.4	8.1	10.9	11.8	6.2	2.8
Total	128713	847	41.2	18.8	10.7	6.3	7.8	8.2	4.6	2.3

4.53 - Within the past year how often have you use illicit drugs?

<i>Grade Level</i>	<i>N of Valid</i>	<i>N of Miss</i>	<i>Did Not Use</i>	<i>1/yr</i>	<i>6/yr</i>	<i>1/mo</i>	<i>2/mo</i>	<i>1/wk</i>	<i>3/wk</i>	<i>Every Day</i>
6th	15957	121	89.9	4.3	1.2	0.7	0.7	0.7	0.8	1.7
7th	14466	105	81.7	5.9	2.2	1.5	1.5	1.7	2.1	3.3
8th	27756	191	74.1	7.6	3.4	2.3	2.7	3.0	3.2	3.7
9th	18698	123	66.9	7.7	4.2	2.8	3.6	4.3	4.6	5.9
10th	22043	116	62.0	7.9	5.0	3.6	4.3	5.0	5.3	6.9
11th	15653	70	60.7	8.2	5.6	3.9	4.6	4.6	5.3	7.1
12th	14180	81	59.2	8.0	6.3	3.8	4.4	4.6	5.3	8.4
JrHs	58179	417	80.3	6.3	2.5	1.7	1.9	2.0	2.3	3.1
SrHS	70574	390	62.4	7.9	5.2	3.5	4.2	4.7	5.1	7.0
Total	128753	807	70.5	7.2	4.0	2.7	3.1	3.5	3.8	5.2

4.5. What Effect Do You Most Often Get When You Use

4.54 - What effect do you most often get when you drink beer?

<i>Grade Level</i>	<i>N of Valid</i>	<i>N of Miss</i>	<i>Do Not Use</i>	<i>No High</i>	<i>A Little High</i>	<i>Very High</i>	<i>Bombed/ Stoned</i>
6th	15668	410	80.5	11.9	4.6	1.2	1.8
7th	14212	359	68.8	18.2	8.7	1.8	2.5
8th	27085	862	58.4	20.8	13.9	3.2	3.8
9th	18372	449	49.1	18.9	19.7	6.2	6.1
10th	21639	520	41.9	16.0	23.8	9.6	8.7
11th	15396	327	40.3	13.6	25.8	11.1	9.2
12th	13888	373	36.6	12.3	28.2	13.1	9.7
JrHs	56965	1631	67.1	17.7	10.0	2.3	2.9
SrHS	69295	1669	42.4	15.5	24.0	9.7	8.3
Total	126260	3300	53.5	16.5	17.7	6.4	5.9

4.55 - What effect do you most often get when you drink wine coolers?

<i>Grade Level</i>	<i>N of Valid</i>	<i>N of Miss</i>	<i>Do Not Use</i>	<i>No High</i>	<i>A Little High</i>	<i>Very High</i>	<i>Bombed/ Stoned</i>
6th	15582	496	78.3	16.3	3.7	0.8	0.9
7th	14144	427	66.4	26.1	5.6	0.9	1.1
8th	26843	1104	58.7	29.9	9.0	1.1	1.2
9th	18275	546	50.2	33.3	12.7	1.8	2.0
10th	21500	659	47.3	30.3	17.1	2.8	2.5
11th	15348	375	45.6	29.0	19.8	2.9	2.6
12th	13801	460	45.3	27.0	21.2	3.6	2.9
JrHs	56569	2027	66.1	25.2	6.7	1.0	1.1
SrHS	68924	2040	47.3	30.2	17.4	2.7	2.4
Total	125493	4067	55.7	27.9	12.5	1.9	1.8

4.56 - What effect do you most often get when you drink liquor?

<i>Grade Level</i>	<i>N of Valid</i>	<i>N of Miss</i>	<i>Do Not Use</i>	<i>No High</i>	<i>A Little High</i>	<i>Very High</i>	<i>Bombed/ Stoned</i>
6th	15484	594	88.5	4.7	3.0	2.0	1.8
7th	14057	514	78.4	8.3	6.6	3.6	3.1
8th	26734	1213	67.5	10.7	10.8	5.9	5.0
9th	18189	632	55.3	10.7	13.9	10.4	9.6
10th	21444	715	47.4	9.6	16.1	13.7	13.2
11th	15297	426	43.5	8.0	17.4	16.2	14.9
12th	13773	488	40.7	7.4	17.7	17.9	16.2
JrHs	56275	2321	76.0	8.5	7.6	4.3	3.7
SrHS	68703	2261	47.3	9.1	16.1	14.2	13.2
Total	124978	4582	60.2	8.8	12.3	9.7	8.9

4.57 - What effect do you most often get when you smoke marijuana?

<i>Grade Level</i>	<i>N of Valid</i>	<i>N of Miss</i>	<i>Do Not Use</i>	<i>No High</i>	<i>A Little High</i>	<i>Very High</i>	<i>Bombed/ Stoned</i>
6th	15425	653	92.6	0.6	1.1	2.0	3.6
7th	14027	544	85.8	1.0	2.9	3.8	6.5
8th	26494	1453	78.5	1.4	4.5	6.1	9.6
9th	18130	691	70.3	1.6	5.5	8.7	13.8
10th	21324	835	65.1	1.7	6.8	9.8	16.6
11th	15190	533	63.0	1.9	7.5	10.8	16.8
12th	13661	600	61.4	1.9	8.2	11.2	17.2
JrHs	55946	2650	84.2	1.1	3.2	4.4	7.2
SrHS	68305	2659	65.3	1.8	6.9	10.0	16.0
Total	124251	5309	73.8	1.5	5.2	7.5	12.0

4.58 - What effect do you most often get when you use cocaine?

<i>Grade Level</i>	<i>N of Valid</i>	<i>N of Miss</i>	<i>Do Not Use</i>	<i>No High</i>	<i>A Little High</i>	<i>Very High</i>	<i>Bombed/ Stoned</i>
6th	15366	712	95.6	0.3	0.3	1.0	2.8
7th	13952	619	95.0	0.4	0.6	1.0	3.1
8th	26346	1601	95.2	0.5	0.8	1.0	2.5
9th	18028	793	94.8	0.4	0.7	1.2	2.9
10th	21149	1010	94.3	0.4	0.7	1.5	3.0
11th	15146	577	93.9	0.4	1.0	1.7	2.9
12th	13522	739	92.8	0.5	1.1	2.2	3.4
JrHs	55664	2932	95.3	0.4	0.6	1.0	2.8
SrHS	67845	3119	94.0	0.4	0.9	1.6	3.1
Total	123509	6051	94.6	0.4	0.8	1.3	2.9

4.59 - What effect do you most often get when you use uppers?

<i>Grade Level</i>	<i>N of Valid</i>	<i>N of Miss</i>	<i>Do Not Use</i>	<i>No High</i>	<i>A Little High</i>	<i>Very High</i>	<i>Bombed/ Stoned</i>
6th	15285	793	95.1	0.8	1.0	1.3	1.9
7th	13914	657	94.0	0.9	1.5	1.6	2.0
8th	26281	1666	92.7	1.2	2.4	1.9	1.9
9th	18021	800	90.9	1.4	3.4	2.2	2.0
10th	21132	1027	89.2	1.7	4.2	2.7	2.1
11th	15162	561	89.4	1.5	4.3	2.7	2.1
12th	13463	798	89.0	1.6	4.4	3.0	2.1
JrHs	55480	3116	93.7	1.0	1.8	1.6	1.9
SrHS	67778	3186	89.6	1.6	4.1	2.6	2.1
Total	123258	6302	91.5	1.3	3.0	2.2	2.0

4.60 - What effect do you most often get when you use downers?

<i>Grade Level</i>	<i>N of Valid</i>	<i>N of Miss</i>	<i>Do Not Use</i>	<i>No High</i>	<i>A Little High</i>	<i>Very High</i>	<i>Bombed/Stoned</i>
6th	15248	830	95.3	0.9	0.9	1.1	1.8
7th	13930	641	94.5	1.1	1.4	1.1	1.8
8th	26268	1679	94.4	1.4	1.5	1.1	1.6
9th	18006	815	93.4	1.5	2.2	1.2	1.8
10th	21117	1042	92.3	1.6	2.8	1.3	2.0
11th	15112	611	92.8	1.4	2.7	1.3	1.9
12th	13447	814	92.9	1.3	2.5	1.3	2.0
JrHs	55446	3150	94.7	1.2	1.3	1.1	1.7
SrHS	67682	3282	92.8	1.5	2.6	1.3	1.9
Total	123128	6432	93.7	1.3	2.0	1.2	1.8

4.61 - What effect do you most often get when you use inhalants?

<i>Grade Level</i>	<i>N of Valid</i>	<i>N of Miss</i>	<i>Do Not Use</i>	<i>No High</i>	<i>A Little High</i>	<i>Very High</i>	<i>Bombed/Stoned</i>
6th	15359	719	91.9	1.7	2.7	1.7	2.0
7th	13969	602	89.8	2.2	4.0	1.9	2.1
8th	26356	1591	89.7	2.4	4.4	1.7	1.7
9th	18037	784	90.9	1.9	3.7	1.5	1.9
10th	21136	1023	92.2	1.4	3.0	1.4	1.9
11th	15159	564	93.1	1.0	2.6	1.4	1.9
12th	13510	751	93.6	1.0	2.2	1.2	2.0
JrHs	55684	2912	90.3	2.2	3.8	1.8	1.9
SrHS	67842	3122	92.4	1.4	2.9	1.4	1.9
Total	123526	6034	91.4	1.7	3.3	1.6	1.9

4.62 - What effect do you most often get when you use hallucinogens?

<i>Grade Level</i>	<i>N of Valid</i>	<i>N of Miss</i>	<i>Do Not Use</i>	<i>No High</i>	<i>A Little High</i>	<i>Very High</i>	<i>Bombed/Stoned</i>
6th	15262	816	95.6	0.4	0.6	1.1	2.3
7th	13950	621	95.0	0.5	0.8	1.2	2.6
8th	26319	1628	94.4	0.5	0.8	1.3	3.1
9th	18033	788	92.6	0.4	0.8	1.7	4.5
10th	21131	1028	90.2	0.4	0.8	2.3	6.3
11th	15154	569	89.3	0.5	0.8	2.7	6.6
12th	13509	752	87.8	0.5	1.0	3.2	7.5
JrHs	55531	3065	94.9	0.5	0.7	1.2	2.7
SrHS	67827	3137	90.2	0.4	0.9	2.4	6.1
Total	123358	6202	92.3	0.4	0.8	1.9	4.6

4.63 - What effect do you most often get when you use heroin?

<i>Grade Level</i>	<i>N of Valid</i>	<i>N of Miss</i>	<i>Do Not Use</i>	<i>No High</i>	<i>A Little High</i>	<i>Very High</i>	<i>Bombed/Stoned</i>
6th	15309	769	95.7	0.4	0.4	1.0	2.5
7th	13924	647	95.6	0.5	0.5	0.9	2.5
8th	26383	1564	96.3	0.4	0.5	0.8	2.0
9th	18018	803	96.1	0.4	0.4	0.7	2.4
10th	21125	1034	96.4	0.4	0.4	0.7	2.2
11th	15096	627	96.7	0.3	0.4	0.5	2.0
12th	13520	741	96.2	0.4	0.5	0.7	2.2
JrHs	55616	2980	96.0	0.4	0.5	0.9	2.3
SrHS	67759	3205	96.3	0.4	0.4	0.7	2.2
Total	123375	6185	96.2	0.4	0.4	0.8	2.2

4.64 - What effect do you most often get when you use designer drugs?

<i>Grade Level</i>	<i>N of Valid</i>	<i>N of Miss</i>	<i>Do Not Use</i>	<i>No High</i>	<i>A Little High</i>	<i>Very High</i>	<i>Bombed/Stoned</i>
6th	15065	1013	94.9	1.1	0.7	1.1	2.1
7th	13845	726	94.0	1.7	1.2	1.0	2.1
8th	26289	1658	94.7	1.7	1.0	0.8	1.8
9th	17992	829	94.6	1.3	1.2	0.9	2.0
10th	21135	1024	94.6	1.2	1.2	0.8	2.1
11th	15105	618	95.0	1.0	1.2	0.9	1.9
12th	13556	705	94.7	0.8	1.1	1.1	2.3
JrHs	55199	3397	94.6	1.5	1.0	0.9	2.0
SrHS	67788	3176	94.7	1.1	1.2	0.9	2.1
Total	122987	6573	94.7	1.3	1.1	0.9	2.0

4.6. Where Do You Use

4.65 - Where do you smoke cigarettes?

<i>Grade Level</i>	<i>N of Valid</i>	<i>N of Miss</i>	<i>Do Not Use</i>	<i>At Home</i>	<i>At School</i>	<i>In A Car</i>	<i>Friend's House</i>	<i>Other</i>
6th	16078	0	82.8	6.4	1.1	1.9	6.9	7.9
7th	14571	0	70.0	12.8	2.7	5.5	15.9	14.2
8th	27947	0	62.8	16.6	4.2	9.9	21.8	19.7
9th	18821	0	57.4	22.4	11.4	18.3	27.0	22.3
10th	22159	0	55.4	22.8	13.1	25.4	29.6	25.1
11th	15723	0	55.1	22.4	13.2	29.7	29.9	25.8
12th	14261	0	54.0	22.1	13.5	32.2	30.2	27.6
JrHs	58596	0	70.1	12.9	2.9	6.6	16.3	15.1
SrHS	70964	0	55.6	22.4	12.7	25.8	29.1	25.0
Total	129560	0	62.1	18.1	8.3	17.1	23.3	20.5

4.66 - Where do you drink beer?

<i>Grade Level</i>	<i>N of Valid</i>	<i>N of Miss</i>	<i>Do Not Use</i>	<i>At Home</i>	<i>At School</i>	<i>In A Car</i>	<i>Friend's House</i>	<i>Other</i>
6th	16078	0	81.8	9.7	0.5	1.0	4.7	5.5
7th	14571	0	69.2	14.6	0.8	3.0	13.1	10.7
8th	27947	0	58.9	18.2	1.5	4.8	22.2	15.8
9th	18821	0	49.4	20.5	2.6	9.1	31.9	21.0
10th	22159	0	42.0	21.4	3.1	11.9	40.8	26.4
11th	15723	0	40.9	21.2	3.4	14.8	43.2	30.0
12th	14261	0	36.4	23.0	4.1	16.3	47.5	32.6
JrHs	58596	0	67.7	15.0	1.0	3.3	15.2	11.7
SrHS	70964	0	42.6	21.5	3.3	12.7	40.3	27.0
Total	129560	0	54.0	18.5	2.3	8.4	28.9	20.1

4.67 - Where do you drink wine coolers?

<i>Grade Level</i>	<i>N of Valid</i>	<i>N of Miss</i>	<i>Do Not Use</i>	<i>At Home</i>	<i>At School</i>	<i>In A Car</i>	<i>Friend's House</i>	<i>Other</i>
6th	16078	0	79.9	11.5	0.5	1.0	4.3	5.6
7th	14571	0	67.4	17.0	0.8	2.6	11.0	9.9
8th	27947	0	59.8	19.9	1.2	3.6	16.9	13.2
9th	18821	0	51.4	22.4	2.1	6.4	25.0	16.6
10th	22159	0	48.6	20.9	2.0	7.7	30.3	20.1
11th	15723	0	47.6	20.0	2.3	9.9	33.2	22.6
12th	14261	0	46.8	19.3	2.3	9.5	34.2	22.9
JrHs	58596	0	67.2	16.9	0.9	2.7	12.0	10.3
SrHS	70964	0	48.8	20.7	2.1	8.2	30.4	20.3
Total	129560	0	57.1	19.0	1.6	5.7	22.0	15.8

4.68 - Where do you drink liquor?

<i>Grade Level</i>	<i>N of Valid</i>	<i>N of Miss</i>	<i>Do Not Use</i>	<i>At Home</i>	<i>At School</i>	<i>In A Car</i>	<i>Friend's House</i>	<i>Other</i>
6th	16078	0	89.7	3.8	0.5	0.6	2.6	2.9
7th	14571	0	79.3	8.4	1.0	2.0	8.5	6.8
8th	27947	0	68.1	13.3	1.5	3.4	16.1	11.6
9th	18821	0	55.9	17.4	3.1	7.2	27.2	17.3
10th	22159	0	48.2	19.2	3.6	8.9	35.1	22.8
11th	15723	0	44.9	19.5	3.7	12.0	38.7	26.7
12th	14261	0	41.5	20.3	4.0	12.5	41.9	29.1
JrHs	58596	0	76.8	9.5	1.1	2.3	10.5	8.0
SrHS	70964	0	48.1	19.0	3.6	9.8	35.2	23.5
Total	129560	0	61.1	14.7	2.4	6.4	24.0	16.5

4.69 - Where do you smoke marijuana?

<i>Grade Level</i>	<i>N of Valid</i>	<i>N of Miss</i>	<i>Do Not Use</i>	<i>At Home</i>	<i>At School</i>	<i>In A Car</i>	<i>Friend's House</i>	<i>Other</i>
6th	16078	0	93.3	1.1	0.5	0.7	1.9	2.1
7th	14571	0	85.9	3.3	1.2	2.7	6.6	6.0
8th	27947	0	78.1	6.0	2.0	5.4	12.5	10.6
9th	18821	0	70.0	9.7	5.1	11.1	19.5	15.6
10th	22159	0	65.1	12.1	6.8	15.4	24.4	19.8
11th	15723	0	64.0	12.4	7.0	18.5	25.9	21.2
12th	14261	0	61.9	12.7	7.4	20.0	26.8	22.3
JrHs	58596	0	84.2	4.0	1.4	3.5	8.1	7.1
SrHS	70964	0	65.5	11.6	6.5	15.9	23.9	19.5
Total	129560	0	74.0	8.2	4.2	10.3	16.8	13.9

4.70 - Where do you use cocaine?

<i>Grade Level</i>	<i>N of Valid</i>	<i>N of Miss</i>	<i>Do Not Use</i>	<i>At Home</i>	<i>At School</i>	<i>In A Car</i>	<i>Friend's House</i>	<i>Other</i>
6th	16078	0	95.8	0.4	0.4	0.3	0.5	0.6
7th	14571	0	94.2	0.6	0.5	0.6	1.2	1.1
8th	27947	0	93.4	1.0	0.7	0.6	1.6	1.4
9th	18821	0	92.6	1.4	1.0	1.1	2.0	1.8
10th	22159	0	91.9	1.6	1.2	1.4	2.8	2.5
11th	15723	0	92.2	1.7	1.2	1.5	3.1	2.4
12th	14261	0	90.3	2.0	1.6	2.2	3.9	3.4
JrHs	58596	0	94.2	0.8	0.6	0.5	1.2	1.1
SrHS	70964	0	91.9	1.6	1.2	1.5	2.9	2.5
Total	129560	0	92.9	1.2	0.9	1.1	2.1	1.9

4.71 - Where do you use uppers?

<i>Grade Level</i>	<i>N of Valid</i>	<i>N of Miss</i>	<i>Do Not Use</i>	<i>At Home</i>	<i>At School</i>	<i>In A Car</i>	<i>Friend's House</i>	<i>Other</i>
6th	16078	0	94.6	0.9	0.5	0.4	0.7	0.8
7th	14571	0	93.1	1.4	0.8	0.6	1.5	1.5
8th	27947	0	91.1	2.5	1.8	1.1	2.7	2.2
9th	18821	0	89.0	3.7	3.0	1.8	3.8	3.2
10th	22159	0	87.5	4.6	4.0	2.4	4.8	4.3
11th	15723	0	88.2	4.3	3.8	2.7	4.7	4.0
12th	14261	0	87.3	4.4	3.9	2.9	4.6	5.1
JrHs	58596	0	92.5	1.8	1.2	0.8	1.9	1.6
SrHS	70964	0	88.0	4.2	3.7	2.4	4.5	4.1
Total	129560	0	90.1	3.1	2.5	1.7	3.3	3.0

4.72 - Where do you use downers?

<i>Grade Level</i>	<i>N of Valid</i>	<i>N of Miss</i>	<i>Do Not Use</i>	<i>At Home</i>	<i>At School</i>	<i>In A Car</i>	<i>Friend's House</i>	<i>Other</i>
6th	16078	0	94.8	0.8	0.4	0.3	0.4	0.6
7th	14571	0	93.5	1.3	0.6	0.7	1.2	1.2
8th	27947	0	92.6	1.8	1.1	0.7	1.7	1.6
9th	18821	0	91.1	2.5	1.7	1.3	2.4	2.2
10th	22159	0	90.1	3.4	2.2	1.8	3.2	3.1
11th	15723	0	91.4	2.9	1.9	1.6	3.0	2.4
12th	14261	0	90.4	3.1	2.1	1.9	3.1	3.2
JrHs	58596	0	93.4	1.4	0.8	0.6	1.2	1.2
SrHS	70964	0	90.7	3.0	2.0	1.6	2.9	2.7
Total	129560	0	91.9	2.3	1.4	1.2	2.2	2.1

4.73 - Where do you use inhalants?

<i>Grade Level</i>	<i>N of Valid</i>	<i>N of Miss</i>	<i>Do Not Use</i>	<i>At Home</i>	<i>At School</i>	<i>In A Car</i>	<i>Friend's House</i>	<i>Other</i>
6th	16078	0	92.3	2.1	2.1	0.5	1.3	1.4
7th	14571	0	89.5	3.8	2.9	1.1	2.8	2.3
8th	27947	0	88.4	4.3	3.3	1.0	3.2	2.7
9th	18821	0	89.2	4.1	2.9	1.3	3.1	2.4
10th	22159	0	90.2	3.3	2.4	1.5	3.2	2.7
11th	15723	0	91.6	2.6	1.9	1.5	2.6	2.1
12th	14261	0	91.0	2.1	1.8	1.5	2.5	2.9
JrHs	58596	0	89.7	3.6	2.8	0.9	2.6	2.2
SrHS	70964	0	90.4	3.1	2.3	1.4	2.9	2.5
Total	129560	0	90.1	3.3	2.5	1.2	2.8	2.4

4.74 - Where do you use hallucinogens?

<i>Grade Level</i>	<i>N of Valid</i>	<i>N of Miss</i>	<i>Do Not Use</i>	<i>At Home</i>	<i>At School</i>	<i>In A Car</i>	<i>Friend's House</i>	<i>Other</i>
6th	16078	0	95.1	0.4	0.4	0.3	0.4	0.6
7th	14571	0	93.9	0.8	0.5	0.7	1.2	1.1
8th	27947	0	92.4	1.4	0.8	0.9	2.1	1.9
9th	18821	0	90.3	2.6	1.7	1.8	3.7	3.3
10th	22159	0	88.0	3.6	2.4	2.9	5.9	5.1
11th	15723	0	87.7	3.9	2.8	3.5	6.5	5.5
12th	14261	0	85.6	4.3	3.0	4.2	7.0	7.1
JrHs	58596	0	93.5	1.0	0.6	0.7	1.4	1.4
SrHS	70964	0	88.1	3.6	2.4	3.0	5.7	5.1
Total	129560	0	90.5	2.4	1.6	1.9	3.8	3.4

4.75 - Where do you use heroin?

<i>Grade Level</i>	<i>N of Valid</i>	<i>N of Miss</i>	<i>Do Not Use</i>	<i>At Home</i>	<i>At School</i>	<i>In A Car</i>	<i>Friend's House</i>	<i>Other</i>
6th	16078	0	95.5	0.4	0.3	0.3	0.4	0.5
7th	14571	0	94.5	0.6	0.6	0.5	0.8	0.9
8th	27947	0	94.1	0.7	0.5	0.4	0.9	1.0
9th	18821	0	93.6	1.1	0.8	0.7	1.3	1.4
10th	22159	0	93.8	1.1	1.0	0.9	1.6	1.5
11th	15723	0	94.3	0.9	0.8	0.7	1.2	1.1
12th	14261	0	93.1	1.1	1.2	1.0	1.6	1.6
JrHs	58596	0	94.6	0.6	0.5	0.4	0.8	0.8
SrHS	70964	0	93.7	1.1	0.9	0.8	1.4	1.4
Total	129560	0	94.1	0.8	0.7	0.7	1.1	1.2

4.76 - Where do you use hallucinogens?

<i>Grade Level</i>	<i>N of Valid</i>	<i>N of Miss</i>	<i>Do Not Use</i>	<i>At Home</i>	<i>At School</i>	<i>In A Car</i>	<i>Friend's House</i>	<i>Other</i>
6th	16078	0	93.2	1.3	0.5	0.3	0.5	0.7
7th	14571	0	92.0	1.8	0.7	0.6	1.3	1.4
8th	27947	0	91.9	2.0	0.8	0.6	1.3	1.5
9th	18821	0	91.8	2.2	1.3	1.0	1.8	2.0
10th	22159	0	91.8	2.1	1.3	1.2	2.3	2.2
11th	15723	0	92.6	1.8	1.2	1.0	1.9	2.0
12th	14261	0	91.6	1.7	1.4	1.4	2.5	2.7
JrHs	58596	0	92.3	1.8	0.7	0.5	1.1	1.2
SrHS	70964	0	92.0	1.9	1.3	1.2	2.1	2.2
Total	129560	0	92.1	1.9	1.0	0.9	1.7	1.8

4.7. When Do You Use

4.77 - When do you smoke cigarettes?

<i>Grade Level</i>	<i>N of Valid</i>	<i>N of Miss</i>	<i>Do Not Use</i>	<i>Before School</i>	<i>During School</i>	<i>After School</i>	<i>Weeknights</i>	<i>Weekends</i>
6th	16078	0	83.0	2.0	0.8	5.7	4.3	10.4
7th	14571	0	70.2	5.7	2.2	12.8	9.6	20.0
8th	27947	0	63.7	8.6	2.9	17.0	13.7	26.2
9th	18821	0	58.2	14.2	9.4	22.7	19.2	30.8
10th	22159	0	56.4	17.0	11.3	24.7	22.2	34.6
11th	15723	0	56.4	19.0	11.8	25.6	24.3	36.0
12th	14261	0	54.4	20.4	12.6	26.9	26.5	37.2
JrHs	58596	0	70.6	6.0	2.1	12.9	10.1	20.4
SrHS	70964	0	56.5	17.4	11.2	24.8	22.7	34.4
Total	129560	0	62.9	12.3	7.1	19.4	17.0	28.1

4.78 - When do you drink beer?

<i>Grade Level</i>	<i>N of Valid</i>	<i>N of Miss</i>	<i>Do Not Use</i>	<i>Before School</i>	<i>During School</i>	<i>After School</i>	<i>Weeknights</i>	<i>Weekends</i>
6th	16078	0	83.2	0.8	0.5	2.6	3.0	10.8
7th	14571	0	70.8	1.4	0.8	5.2	6.1	21.2
8th	27947	0	60.5	1.9	1.1	6.7	8.1	31.5
9th	18821	0	51.0	2.8	2.1	8.3	10.9	41.1
10th	22159	0	43.6	2.7	2.3	8.5	12.1	49.8
11th	15723	0	42.3	3.1	2.5	9.0	13.1	52.1
12th	14261	0	37.5	3.4	3.0	9.7	15.5	56.1
JrHs	58596	0	69.3	1.4	0.8	5.2	6.2	23.3
SrHS	70964	0	44.1	3.0	2.4	8.8	12.7	49.3
Total	129560	0	55.5	2.3	1.7	7.2	9.8	37.5

4.79 - When do you drink wine or wine coolers?

<i>Grade Level</i>	<i>N of Valid</i>	<i>N of Miss</i>	<i>Do Not Use</i>	<i>Before School</i>	<i>During School</i>	<i>After School</i>	<i>Weeknights</i>	<i>Weekends</i>
6th	16078	0	81.6	0.8	0.4	2.6	3.2	12.1
7th	14571	0	69.1	1.5	0.7	4.9	6.0	22.0
8th	27947	0	61.6	1.6	0.9	5.7	7.5	29.6
9th	18821	0	52.9	2.1	1.7	6.5	9.2	38.2
10th	22159	0	50.2	1.8	1.6	5.8	8.9	42.7
11th	15723	0	49.0	1.8	1.6	5.7	9.4	44.6
12th	14261	0	47.9	1.8	1.8	5.1	9.2	45.6
JrHs	58596	0	69.0	1.4	0.7	4.7	5.9	22.9
SrHS	70964	0	50.2	1.9	1.7	5.8	9.2	42.5
Total	129560	0	58.7	1.6	1.2	5.3	7.7	33.6

4.80 - When do you drink liquor?

<i>Grade Level</i>	<i>N of Valid</i>	<i>N of Miss</i>	<i>Do Not Use</i>	<i>Before School</i>	<i>During School</i>	<i>After School</i>	<i>Weeknights</i>	<i>Weekends</i>
6th	16078	0	89.6	0.5	0.4	1.6	1.7	5.4
7th	14571	0	79.2	1.2	0.8	3.4	4.0	13.5
8th	27947	0	68.7	1.6	1.2	5.0	6.2	23.8
9th	18821	0	56.5	2.7	2.2	6.9	9.0	35.3
10th	22159	0	49.3	2.7	2.4	6.9	9.8	44.0
11th	15723	0	46.3	3.0	2.6	7.3	10.7	47.6
12th	14261	0	42.7	3.0	2.9	7.3	11.3	51.1
JrHS	58596	0	77.1	1.2	0.9	3.7	4.4	16.2
SrHS	70964	0	49.2	2.8	2.5	7.0	10.1	43.9
Total	129560	0	61.8	2.1	1.8	5.5	7.5	31.4

4.81 - When do you smoke marijuana?

<i>Grade Level</i>	<i>N of Valid</i>	<i>N of Miss</i>	<i>Do Not Use</i>	<i>Before School</i>	<i>During School</i>	<i>After School</i>	<i>Weeknights</i>	<i>Weekends</i>
6th	16078	0	92.8	0.7	0.4	1.3	1.2	2.7
7th	14571	0	85.2	2.1	1.0	3.7	3.7	8.3
8th	27947	0	78.0	3.3	1.7	6.0	6.5	15.2
9th	18821	0	70.1	6.3	4.2	10.3	10.7	22.2
10th	22159	0	65.8	8.0	5.8	12.8	14.0	27.7
11th	15723	0	64.9	9.0	6.1	13.3	15.0	29.3
12th	14261	0	62.4	9.1	6.7	14.0	16.4	31.1
JrHS	58596	0	83.8	2.3	1.2	4.1	4.4	10.1
SrHS	70964	0	66.1	8.0	5.6	12.5	13.8	27.3
Total	129560	0	74.1	5.4	3.6	8.7	9.5	19.5

4.82 - When do you use cocaine?

<i>Grade Level</i>	<i>N of Valid</i>	<i>N of Miss</i>	<i>Do Not Use</i>	<i>Before School</i>	<i>During School</i>	<i>After School</i>	<i>Weeknights</i>	<i>Weekends</i>
6th	16078	0	95.1	0.3	0.4	0.4	0.4	0.7
7th	14571	0	93.2	0.5	0.5	0.8	0.7	1.5
8th	27947	0	92.6	0.6	0.7	0.8	0.9	2.2
9th	18821	0	91.5	0.9	1.0	1.1	1.2	2.8
10th	22159	0	91.4	1.0	1.2	1.4	1.5	3.8
11th	15723	0	92.1	1.1	1.2	1.4	1.5	3.6
12th	14261	0	89.8	1.2	1.3	1.7	2.0	4.9
JrHS	58596	0	93.4	0.5	0.6	0.7	0.7	1.6
SrHS	70964	0	91.3	1.0	1.1	1.4	1.5	3.7
Total	129560	0	92.2	0.8	0.9	1.1	1.2	2.8

4.83 - When do you use uppers?

<i>Grade Level</i>	<i>N of Valid</i>	<i>N of Miss</i>	<i>Do Not Use</i>	<i>Before School</i>	<i>During School</i>	<i>After School</i>	<i>Weeknights</i>	<i>Weekends</i>
6th	16078	0	94.0	0.5	0.5	0.7	0.6	1.0
7th	14571	0	92.1	0.9	0.7	1.1	1.2	1.9
8th	27947	0	90.2	1.5	1.6	1.6	1.7	3.4
9th	18821	0	88.1	2.4	2.7	2.4	2.4	4.7
10th	22159	0	87.2	3.0	3.5	3.1	3.3	6.2
11th	15723	0	88.1	3.1	3.3	2.9	3.2	5.6
12th	14261	0	86.8	3.2	3.4	3.0	3.5	6.3
JrHs	58596	0	91.7	1.1	1.1	1.2	1.3	2.4
SrHS	70964	0	87.5	2.9	3.2	2.8	3.1	5.7
Total	129560	0	89.4	2.1	2.2	2.1	2.3	4.2

4.84 - When do you use downers?

<i>Grade Level</i>	<i>N of Valid</i>	<i>N of Miss</i>	<i>Do Not Use</i>	<i>Before School</i>	<i>During School</i>	<i>After School</i>	<i>Weeknights</i>	<i>Weekends</i>
6th	16078	0	94.2	0.4	0.4	0.6	0.5	0.8
7th	14571	0	92.6	0.7	0.7	1.1	0.9	1.7
8th	27947	0	91.6	0.9	1.0	1.2	1.3	2.4
9th	18821	0	90.1	1.2	1.6	1.7	2.0	3.2
10th	22159	0	89.7	1.6	1.9	2.2	2.5	4.4
11th	15723	0	91.0	1.4	1.8	1.9	2.3	3.7
12th	14261	0	89.7	1.4	1.8	2.0	2.3	4.1
JrHs	58596	0	92.6	0.7	0.8	1.0	1.0	1.8
SrHS	70964	0	90.1	1.4	1.8	2.0	2.3	3.9
Total	129560	0	91.2	1.1	1.3	1.5	1.7	2.9

4.85 - When do you use inhalants?

<i>Grade Level</i>	<i>N of Valid</i>	<i>N of Miss</i>	<i>Do Not Use</i>	<i>Before School</i>	<i>During School</i>	<i>After School</i>	<i>Weeknights</i>	<i>Weekends</i>
6th	16078	0	91.7	0.6	2.1	1.3	1.0	1.9
7th	14571	0	88.9	1.1	2.7	2.6	2.1	3.6
8th	27947	0	87.9	1.3	3.1	2.7	2.6	4.3
9th	18821	0	88.4	1.3	2.6	2.4	2.4	4.0
10th	22159	0	89.7	1.2	2.2	2.1	2.2	4.2
11th	15723	0	91.3	1.0	1.8	1.7	1.8	3.2
12th	14261	0	90.3	1.1	1.6	1.5	1.7	3.7
JrHs	58596	0	89.2	1.1	2.7	2.3	2.1	3.4
SrHS	70964	0	89.8	1.2	2.1	2.0	2.1	3.9
Total	129560	0	89.5	1.1	2.4	2.1	2.1	3.7

4.86 - When do you use hallucinogens?

<i>Grade Level</i>	<i>N of Valid</i>	<i>N of Miss</i>	<i>Do Not Use</i>	<i>Before School</i>	<i>During School</i>	<i>After School</i>	<i>Weeknights</i>	<i>Weekends</i>
6th	16078	0	94.5	0.3	0.4	0.4	0.3	0.7
7th	14571	0	92.8	0.6	0.5	0.8	0.7	1.5
8th	27947	0	91.5	0.8	0.8	1.0	1.2	2.8
9th	18821	0	89.2	1.2	1.6	1.7	2.0	4.6
10th	22140	0	88.0	1.9	2.3	2.6	3.0	7.2
11th	15722	0	87.7	1.7	2.3	2.5	2.7	7.4
12th	14242	0	86.0	2.3	3.1	3.1	3.6	9.2
JrHs	58596	0	92.7	0.6	0.6	0.8	0.8	1.9
SrHS	70925	0	87.8	1.8	2.2	2.4	2.8	7.0
Total	129521	0	90.0	1.2	1.5	1.7	1.9	4.7

4.87 - When do you use heroin?

<i>Grade Level</i>	<i>N of Valid</i>	<i>N of Miss</i>	<i>Do Not Use</i>	<i>Before School</i>	<i>During School</i>	<i>After School</i>	<i>Weeknights</i>	<i>Weekends</i>
6th	16078	0	94.6	0.3	0.4	0.4	0.3	0.7
7th	14571	0	93.4	0.4	0.5	0.7	0.6	1.1
8th	27947	0	92.9	0.5	0.6	0.6	0.7	1.5
9th	18821	0	92.3	0.8	0.8	0.9	1.0	1.8
10th	22148	0	93.1	1.0	1.2	0.9	1.0	2.0
11th	15722	0	93.7	0.6	0.8	0.8	0.8	1.4
12th	14249	0	92.9	1.4	1.6	1.0	1.0	1.9
JrHs	58596	0	93.5	0.4	0.5	0.6	0.5	1.2
SrHS	70940	0	93.0	0.9	1.1	0.9	1.0	1.8
Total	129536	0	93.2	0.7	0.8	0.7	0.8	1.5

4.88 - When do you use designer drugs?

<i>Grade Level</i>	<i>N of Valid</i>	<i>N of Miss</i>	<i>Do Not Use</i>	<i>Before School</i>	<i>During School</i>	<i>After School</i>	<i>Weeknights</i>	<i>Weekends</i>
6th	16078	0	92.3	0.7	0.5	0.8	0.6	1.0
7th	14571	0	91.1	1.0	0.8	1.2	1.1	2.0
8th	27947	0	91.0	1.0	0.9	1.2	1.2	2.1
9th	18821	0	90.6	1.2	1.1	1.3	1.4	2.7
10th	22159	0	90.9	1.2	1.2	1.6	1.5	2.9
11th	15723	0	91.9	1.1	1.2	1.3	1.4	2.6
12th	14261	0	90.8	1.1	1.2	1.7	1.3	2.9
JrHs	58596	0	91.4	0.9	0.7	1.1	1.0	1.8
SrHS	70964	0	91.0	1.1	1.2	1.5	1.4	2.8
Total	129560	0	91.2	1.0	1.0	1.3	1.2	2.3

4.8. While At School Have You

4.89 - While at school have you carried a gun?

<i>Grade Level</i>	<i>N of Valid</i>	<i>N of Miss</i>	<i>Never</i>	<i>One Time</i>	<i>2-5 Times</i>	<i>6 or More Times</i>
6th	15762	316	97.5	1.0	0.4	1.1
7th	14225	346	95.7	1.8	0.8	1.6
8th	27275	672	95.6	2.0	0.7	1.6
9th	18370	451	94.4	2.4	1.0	2.3
10th	21606	553	95.1	1.8	1.0	2.2
11th	15402	321	95.1	2.0	1.0	2.0
12th	13867	394	95.1	1.6	0.9	2.4
JrHs	57262	1334	96.2	1.7	0.6	1.5
SrHS	69245	1719	94.9	1.9	1.0	2.2
Total	126507	3053	95.5	1.8	0.8	1.9

4.90 - While at school have you carried a knife, club or other weapon?

<i>Grade Level</i>	<i>N of Valid</i>	<i>N of Miss</i>	<i>Never</i>	<i>One Time</i>	<i>2-5 Times</i>	<i>6 or More Times</i>
6th	15753	325	89.3	6.3	1.9	2.5
7th	14201	370	82.2	9.5	3.6	4.7
8th	27237	710	81.4	8.8	4.3	5.5
9th	18349	472	77.7	8.8	5.3	8.2
10th	21571	588	79.2	7.1	4.9	8.8
11th	15370	353	79.9	6.3	4.4	9.5
12th	13824	437	81.7	4.3	4.0	10.0
JrHs	57191	1405	83.8	8.3	3.5	4.5
SrHS	69114	1850	79.4	6.8	4.7	9.0
Total	126305	3255	81.4	7.5	4.2	7.0

4.91 - While at school have you threatened a student with a gun, knife or club?

<i>Grade Level</i>	<i>N of Valid</i>	<i>N of Miss</i>	<i>Never</i>	<i>One Time</i>	<i>2-5 Times</i>	<i>6 or More Times</i>
6th	15614	464	96.1	1.9	0.8	1.2
7th	14064	507	93.8	3.1	1.3	1.8
8th	26984	963	93.0	3.4	1.6	2.1
9th	18213	608	91.4	3.8	2.1	2.7
10th	21422	737	92.6	3.3	1.8	2.3
11th	15283	440	93.3	2.8	1.8	2.1
12th	13771	490	94.0	2.1	1.7	2.2
JrHs	56662	1934	94.0	2.9	1.3	1.8
SrHS	68689	2275	92.7	3.1	1.9	2.3
Total	125351	4209	93.3	3.0	1.6	2.1

4.92 - While at school have you threatened to hurt a student by hitting, slapping or kicking?

<i>Grade Level</i>	<i>N of Valid</i>	<i>N of Miss</i>	<i>Never</i>	<i>One Time</i>	<i>2-5 Times</i>	<i>6 or More Times</i>
6th	15680	398	64.5	15.0	10.5	10.0
7th	14168	403	54.0	16.4	14.5	15.0
8th	27155	792	52.8	15.5	16.1	15.6
9th	18297	524	54.8	14.1	15.4	15.6
10th	21534	625	59.7	13.6	14.2	12.4
11th	15355	368	63.6	12.2	13.3	10.9
12th	13813	448	67.9	11.5	11.5	9.1
JrHs	57003	1593	56.3	15.6	14.2	13.9
SrHS	68999	1965	60.9	13.0	13.8	12.3
Total	126002	3558	58.8	14.2	14.0	13.0

4.93 - While at school have you hurt a student by using a gun, knife or club?

<i>Grade Level</i>	<i>N of Valid</i>	<i>N of Miss</i>	<i>Never</i>	<i>One Time</i>	<i>2-5 Times</i>	<i>6 or More Times</i>
6th	15667	411	97.2	1.3	0.6	0.9
7th	14109	462	95.8	1.9	1.0	1.3
8th	27089	858	95.3	2.0	1.2	1.5
9th	18276	545	94.3	2.4	1.4	1.9
10th	21562	597	95.2	2.1	1.2	1.6
11th	15312	411	95.7	1.7	1.1	1.5
12th	13882	379	95.9	1.5	1.1	1.5
JrHs	56865	1731	96.0	1.8	1.0	1.3
SrHS	69032	1932	95.2	2.0	1.2	1.6
Total	125897	3663	95.6	1.9	1.1	1.5

4.94 - While at school have you hurt a student by hitting, slapping or kicking?

<i>Grade Level</i>	<i>N of Valid</i>	<i>N of Miss</i>	<i>Never</i>	<i>One Time</i>	<i>2-5 Times</i>	<i>6 or More Times</i>
6th	15615	463	69.7	15.1	8.7	6.6
7th	14092	479	60.6	17.1	12.1	10.2
8th	27042	905	61.4	16.1	12.7	9.8
9th	18229	592	64.6	13.6	12.0	9.7
10th	21482	677	70.8	12.4	9.8	7.0
11th	15324	399	74.1	11.1	9.1	5.6
12th	13792	469	78.7	9.3	7.2	4.8
JrHs	56749	1847	63.5	16.1	11.4	9.0
SrHS	68827	2137	71.5	11.8	9.7	7.0
Total	125576	3984	67.9	13.7	10.5	7.9

4.95 - While at school have you been threatened with a gun, knife or club by a student?

<i>Grade Level</i>	<i>N of Valid</i>	<i>N of Miss</i>	<i>Never</i>	<i>One Time</i>	<i>2-5 Times</i>	<i>6 or More Times</i>
6th	15616	462	90.2	6.0	2.2	1.6
7th	14123	448	87.8	7.0	2.9	2.3
8th	27043	904	88.2	6.7	3.0	2.2
9th	18217	604	86.8	7.3	3.5	2.4
10th	21479	680	88.1	6.6	3.0	2.3
11th	15325	398	89.7	5.7	2.8	1.9
12th	13770	491	90.7	5.0	2.4	1.9
JrHs	56782	1814	88.7	6.6	2.8	2.0
SrHS	68791	2173	88.6	6.3	2.9	2.2
Total	125573	3987	88.6	6.4	2.9	2.1

4.96 - While at school have you had a student threaten to hit, slap or kick you?

<i>Grade Level</i>	<i>N of Valid</i>	<i>N of Miss</i>	<i>Never</i>	<i>One Time</i>	<i>2-5 Times</i>	<i>6 or More Times</i>
6th	15638	440	55.4	19.6	14.3	10.7
7th	14137	434	51.5	20.8	15.2	12.5
8th	27066	881	54.5	20.4	14.6	10.4
9th	18261	560	57.5	18.6	14.1	9.8
10th	21500	659	62.9	17.1	12.4	7.6
11th	15331	392	68.3	15.0	10.5	6.2
12th	13791	470	74.0	12.2	9.0	4.8
JrHs	56841	1755	54.0	20.3	14.7	11.0
SrHS	68883	2081	64.9	16.0	11.7	7.3
Total	125724	3836	60.0	18.0	13.1	9.0

4.97 - While at school have you been afraid a student may hurt you?

<i>Grade Level</i>	<i>N of Valid</i>	<i>N of Miss</i>	<i>Never</i>	<i>One Time</i>	<i>2-5 Times</i>	<i>6 or More Times</i>
6th	15646	432	70.2	17.0	7.2	5.6
7th	14090	481	67.9	18.5	7.9	5.7
8th	27066	881	71.4	17.0	7.3	4.4
9th	18233	588	73.5	15.7	6.7	4.1
10th	21478	681	75.5	15.1	6.1	3.2
11th	15328	395	80.8	12.2	4.5	2.5
12th	13787	474	84.5	9.6	3.8	2.2
JrHs	56802	1794	70.2	17.4	7.4	5.0
SrHS	68826	2138	78.0	13.5	5.4	3.1
Total	125628	3932	74.5	15.3	6.3	4.0

4.98 - While at school have you been hurt by a student using a gun, knife or club?

<i>Grade Level</i>	<i>N of Valid</i>	<i>N of Miss</i>	<i>Never</i>	<i>One Time</i>	<i>2-5 Times</i>	<i>6 or More Times</i>
6th	15660	418	97.1	1.6	0.6	0.7
7th	14112	459	96.3	1.9	0.9	0.9
8th	27119	828	96.6	1.8	0.8	0.9
9th	18257	564	95.9	2.0	0.8	1.2
10th	21510	649	96.7	1.7	0.7	1.0
11th	15337	386	97.0	1.6	0.7	0.8
12th	13791	470	97.2	1.2	0.5	1.0
JrHs	56891	1705	96.7	1.8	0.7	0.8
SrHS	68895	2069	96.7	1.7	0.7	1.0
Total	125786	3774	96.7	1.7	0.7	0.9

4.99 - While at school have you been hurt by a student who hit, slapped or kicked you?

<i>Grade Level</i>	<i>N of Valid</i>	<i>N of Miss</i>	<i>Never</i>	<i>One Time</i>	<i>2-5 Times</i>	<i>6 or More Times</i>
6th	15655	423	72.2	15.6	7.6	4.6
7th	14130	441	74.1	14.8	6.9	4.3
8th	27118	829	79.0	12.1	5.5	3.4
9th	18257	564	82.8	10.1	4.2	2.9
10th	21520	639	86.4	8.0	3.4	2.2
11th	15336	387	89.7	6.2	2.5	1.6
12th	13805	456	91.9	4.9	1.7	1.6
JrHs	56903	1693	75.9	13.7	6.4	3.9
SrHS	68918	2046	87.3	7.5	3.0	2.1
Total	125821	3739	82.1	10.3	4.6	3.0

BEST COPY AVAILABLE

4.9. While Not At School Have You

4.100 - While not at school have you carried a gun?

<i>Grade Level</i>	<i>N of Valid</i>	<i>N of Miss</i>	<i>Never</i>	<i>One Time</i>	<i>2-5 Times</i>	<i>6 or More Times</i>
6th	15694	384	85.6	3.5	3.5	7.4
7th	14114	457	82.6	4.7	3.9	8.9
8th	27051	896	84.2	4.4	3.6	7.9
9th	18207	614	82.1	4.4	4.2	9.3
10th	21544	615	84.8	3.6	3.4	8.2
11th	15337	386	84.5	3.5	3.9	8.1
12th	13883	378	85.6	2.8	3.0	8.5
JrHs	56859	1737	84.2	4.2	3.6	8.0
SrHS	68971	1993	84.2	3.7	3.6	8.5
Total	125830	3730	84.2	3.9	3.6	8.3

4.101 - While not at school have you carried a knife, club or other weapon?

<i>Grade Level</i>	<i>N of Valid</i>	<i>N of Miss</i>	<i>Never</i>	<i>One Time</i>	<i>2-5 Times</i>	<i>6 or More Times</i>
6th	15657	421	74.4	6.9	5.9	12.8
7th	14087	484	68.0	7.4	7.3	17.2
8th	27045	902	67.7	7.4	8.0	16.9
9th	18176	645	65.3	6.9	8.2	19.6
10th	21427	732	68.5	5.8	7.5	18.1
11th	15310	413	69.9	5.3	6.7	18.1
12th	13781	480	71.9	4.5	6.1	17.6
JrHs	56789	1807	69.6	7.3	7.2	15.9
SrHS	68694	2270	68.6	5.7	7.2	18.4
Total	125483	4077	69.1	6.4	7.2	17.3

4.102 - While not at school have you been threatened with a gun, knife or club by a student?

<i>Grade Level</i>	<i>N of Valid</i>	<i>N of Miss</i>	<i>Never</i>	<i>One Time</i>	<i>2-5 Times</i>	<i>6 or More Times</i>
6th	15660	418	91.9	5.0	1.6	1.5
7th	14078	493	89.6	5.7	2.4	2.3
8th	27019	928	88.7	6.0	2.8	2.5
9th	18159	662	87.4	6.0	3.5	3.1
10th	21436	723	88.0	5.9	3.4	2.7
11th	15324	399	88.1	5.7	3.5	2.6
12th	13762	499	89.1	4.7	3.6	2.7
JrHs	56757	1839	89.8	5.7	2.4	2.2
SrHS	68681	2283	88.1	5.6	3.5	2.8
Total	125438	4122	88.9	5.6	3.0	2.5

4.103 - While not at school have you been threatened with a gun, knife or club by an adult?

<i>Grade Level</i>	<i>N of Valid</i>	<i>N of Miss</i>	<i>Never</i>	<i>One Time</i>	<i>2-5 Times</i>	<i>6 or More Times</i>
6th	15663	415	94.6	3.3	1.1	1.1
7th	14084	487	92.3	4.1	1.7	1.8
8th	26982	965	91.6	4.4	1.9	2.0
9th	18148	673	89.6	5.1	2.7	2.7
10th	21414	745	89.5	5.3	2.9	2.3
11th	15305	418	89.5	5.1	3.1	2.3
12th	13773	488	89.5	5.1	2.9	2.5
JrHs	56729	1867	92.6	4.0	1.6	1.7
SrHS	68640	2324	89.5	5.1	2.9	2.4
Total	125369	4191	90.9	4.6	2.3	2.1

4.104 - While not at school have you been threatened by a student to beat you up?

<i>Grade Level</i>	<i>N of Valid</i>	<i>N of Miss</i>	<i>Never</i>	<i>One Time</i>	<i>2-5 Times</i>	<i>6 or More Times</i>
6th	15669	409	66.8	16.5	9.4	7.2
7th	14078	493	65.3	16.9	10.2	7.6
8th	27023	924	67.7	16.0	10.0	6.2
9th	18161	660	68.5	15.2	10.2	6.1
10th	21418	741	71.9	14.1	9.0	5.0
11th	15327	396	74.9	12.2	8.5	4.4
12th	13777	484	78.9	9.8	7.3	4.1
JrHs	56770	1826	66.9	16.4	9.9	6.8
SrHS	68683	2281	73.1	13.1	8.8	5.0
Total	125453	4107	70.3	14.6	9.3	5.8

4.105 - While not at school have you been threatened by an adult to beat you up?

<i>Grade Level</i>	<i>N of Valid</i>	<i>N of Miss</i>	<i>Never</i>	<i>One Time</i>	<i>2-5 Times</i>	<i>6 or More Times</i>
6th	15647	431	93.0	3.8	1.5	1.7
7th	14082	489	90.0	5.3	2.4	2.4
8th	27025	922	88.7	5.8	2.9	2.6
9th	18151	670	86.0	6.8	3.8	3.5
10th	21435	724	85.6	7.2	4.2	3.1
11th	15309	414	85.3	7.1	4.6	3.0
12th	13779	482	85.7	6.5	4.7	3.0
JrHs	56754	1842	90.2	5.1	2.4	2.3
SrHS	68674	2290	85.6	6.9	4.3	3.2
Total	125428	4132	87.7	6.1	3.4	2.8

4.106 - While not at school have you been hurt by a student using a gun, knife or club?

<i>Grade Level</i>	<i>N of Valid</i>	<i>N of Miss</i>	<i>Never</i>	<i>One Time</i>	<i>2-5 Times</i>	<i>6 or More Times</i>
6th	15676	402	96.4	2.0	0.7	0.9
7th	14074	497	95.6	2.3	1.0	1.1
8th	27039	908	95.7	2.2	1.0	1.2
9th	18160	661	94.8	2.6	1.1	1.5
10th	21446	713	95.7	2.2	0.9	1.2
11th	15300	423	96.1	1.9	0.8	1.2
12th	13779	482	96.3	1.7	0.8	1.2
JrHs	56789	1807	95.9	2.2	0.9	1.1
SrHS	68685	2279	95.7	2.1	0.9	1.3
Total	125474	4086	95.8	2.1	0.9	1.2

4.107 - While not at school have you been hurt by an adult using a gun, knife or club?

<i>Grade Level</i>	<i>N of Valid</i>	<i>N of Miss</i>	<i>Never</i>	<i>One Time</i>	<i>2-5 Times</i>	<i>6 or More Times</i>
6th	15661	417	97.9	1.0	0.4	0.7
7th	14067	504	97.1	1.2	0.6	1.1
8th	27010	937	96.9	1.4	0.7	1.1
9th	18150	671	96.0	1.7	0.9	1.4
10th	21484	675	96.4	1.5	0.8	1.2
11th	15325	398	96.7	1.4	0.8	1.2
12th	13851	410	96.8	1.5	0.7	1.1
JrHs	56738	1858	97.2	1.2	0.6	1.0
SrHS	68810	2154	96.4	1.5	0.8	1.2
Total	125548	4012	96.8	1.4	0.7	1.1

4.108 - While not at school have you been afraid a student will hurt you?

<i>Grade Level</i>	<i>N of Valid</i>	<i>N of Miss</i>	<i>Never</i>	<i>One Time</i>	<i>2-5 Times</i>	<i>6 or More Times</i>
6th	15658	420	77.3	13.6	5.3	3.8
7th	14066	505	77.7	13.4	5.2	3.7
8th	27001	946	79.9	12.2	4.9	3.0
9th	18130	691	81.3	11.5	4.5	2.7
10th	21423	736	82.9	10.6	4.1	2.4
11th	15315	408	86.4	8.1	3.5	2.0
12th	13744	517	88.5	6.8	2.9	1.8
JrHs	56725	1871	78.6	12.9	5.1	3.4
SrHS	68612	2352	84.4	9.5	3.8	2.3
Total	125337	4223	81.8	11.0	4.4	2.8

4.109 - While not at school have you been afraid an adult will hurt you?

<i>Grade Level</i>	<i>N of Valid</i>	<i>N of Miss</i>	<i>Never</i>	<i>One Time</i>	<i>2-5 Times</i>	<i>6 or More Times</i>
6th	15605	473	85.3	7.9	3.5	3.3
7th	14079	492	85.0	8.0	3.4	3.5
8th	26964	983	85.8	7.3	3.6	3.3
9th	18116	705	85.4	7.6	3.3	3.7
10th	21388	771	86.2	7.1	3.6	3.0
11th	15297	426	88.1	6.1	3.2	2.6
12th	13742	519	88.6	5.8	3.2	2.4
JrHs	56648	1948	85.4	7.7	3.6	3.3
SrHS	68543	2421	86.9	6.8	3.3	3.0
Total	125191	4369	86.2	7.2	3.4	3.2

4.10. How Easy Is It To Get

4.110 - How easy is it to get cigarettes?

<i>Grade Level</i>	<i>N of Valid</i>	<i>N of Miss</i>	<i>Cannot Get</i>	<i>Very Difficult</i>	<i>Fairly Difficult</i>	<i>Fairly Easy</i>	<i>Very Easy</i>
6th	15194	884	50.0	5.4	6.2	13.9	24.5
7th	13684	887	37.2	3.8	5.7	18.0	35.4
8th	26464	1483	25.3	2.5	5.2	20.6	46.4
9th	17858	963	19.0	1.7	3.3	19.1	56.9
10th	21126	1033	13.3	1.1	2.8	18.9	63.9
11th	15098	625	11.4	0.7	2.1	16.7	69.0
12th	13611	650	7.1	0.5	1.0	10.3	81.2
JrHs	55342	3254	35.0	3.6	5.6	18.1	37.7
SrHS	67693	3271	13.1	1.0	2.4	16.7	66.7
Total	123035	6525	23.0	2.2	3.9	17.4	53.6

4.111 - How easy is it to get beer?

<i>Grade Level</i>	<i>N of Valid</i>	<i>N of Miss</i>	<i>Cannot Get</i>	<i>Very Difficult</i>	<i>Fairly Difficult</i>	<i>Fairly Easy</i>	<i>Very Easy</i>
6th	15131	947	53.4	7.7	8.1	13.1	17.8
7th	13654	917	40.8	6.4	9.9	17.8	25.0
8th	26391	1556	27.2	4.9	9.9	23.6	34.3
9th	17790	1031	19.8	3.5	9.1	27.5	40.2
10th	21119	1040	13.5	2.6	8.6	31.2	44.2
11th	15103	620	12.0	2.1	6.7	32.3	47.0
12th	13587	674	8.3	1.6	6.1	33.8	50.2
JrHs	55176	3420	37.8	6.0	9.4	19.3	27.5
SrHS	67599	3365	13.8	2.5	7.8	31.0	45.0
Total	122775	6785	24.5	4.1	8.5	25.7	37.1

4.112 - How easy is it to get wine coolers?

<i>Grade Level</i>	<i>N of Valid</i>	<i>N of Miss</i>	<i>Cannot Get</i>	<i>Very Difficult</i>	<i>Fairly Difficult</i>	<i>Fairly Easy</i>	<i>Very Easy</i>
6th	15094	984	56.5	8.1	8.0	11.5	15.9
7th	13598	973	42.7	6.5	10.3	16.0	24.5
8th	26282	1665	29.2	5.2	10.6	22.0	33.0
9th	17726	1095	20.5	3.5	9.1	26.6	40.2
10th	21030	1129	14.9	2.5	8.4	29.8	44.4
11th	15029	694	12.9	2.0	6.6	30.9	47.7
12th	13561	700	9.0	1.5	6.0	32.2	51.3
JrHs	54974	3622	40.0	6.3	9.8	17.6	26.2
SrHS	67346	3618	14.7	2.5	7.7	29.7	45.4
Total	122320	7240	26.1	4.2	8.6	24.3	36.8

4.113 - How easy is it to get liquor?

<i>Grade Level</i>	<i>N of Valid</i>	<i>N of Miss</i>	<i>Cannot Get</i>	<i>Very Difficult</i>	<i>Fairly Difficult</i>	<i>Fairly Easy</i>	<i>Very Easy</i>
6th	15046	1032	65.7	8.2	6.9	7.7	11.4
7th	13554	1017	51.7	7.7	9.4	12.1	19.1
8th	26185	1762	35.6	6.9	11.0	18.1	28.5
9th	17683	1138	24.9	5.3	10.3	23.2	36.3
10th	21040	1119	17.3	4.2	10.7	27.7	40.1
11th	15032	691	14.5	3.4	8.9	29.2	44.0
12th	13584	677	11.3	2.8	8.7	30.9	46.3
JrHs	54785	3811	47.9	7.5	9.5	13.8	21.5
SrHS	67339	3625	17.5	4.0	9.8	27.5	41.2
Total	122124	7436	31.1	5.6	9.6	21.3	32.3

4.114 - How easy is it to get marijuana?

<i>Grade Level</i>	<i>N of Valid</i>	<i>N of Miss</i>	<i>Cannot Get</i>	<i>Very Difficult</i>	<i>Fairly Difficult</i>	<i>Fairly Easy</i>	<i>Very Easy</i>
6th	15038	1040	75.7	7.8	4.7	4.1	7.6
7th	13540	1031	60.9	7.5	7.1	8.5	16.0
8th	26102	1845	44.2	7.2	9.3	14.7	24.6
9th	17592	1229	32.0	5.2	8.2	18.4	36.2
10th	20798	1361	24.0	3.8	8.5	22.2	41.4
11th	14887	836	20.5	3.0	7.6	23.4	45.5
12th	13322	939	16.6	2.7	7.4	25.4	47.9
JrHs	54680	3916	57.0	7.4	7.5	10.3	17.8
SrHS	66599	4365	23.9	3.8	8.0	22.1	42.2
Total	121279	8281	38.8	5.4	7.8	16.8	31.2

4.115 - How easy is it to get cocaine?

<i>Grade Level</i>	<i>N of Valid</i>	<i>N of Miss</i>	<i>Cannot Get</i>	<i>Very Difficult</i>	<i>Fairly Difficult</i>	<i>Fairly Easy</i>	<i>Very Easy</i>
6th	15043	1035	79.7	7.9	4.0	3.1	5.4
7th	13500	1071	70.3	9.0	6.2	5.7	8.8
8th	25950	1997	59.4	10.7	10.3	8.6	11.0
9th	17411	1410	49.9	10.6	12.7	11.7	15.0
10th	20416	1743	42.9	11.4	15.7	14.5	15.5
11th	14617	1106	38.9	10.1	16.4	16.7	18.0
12th	13021	1240	34.7	10.7	17.6	17.8	19.1
JrHs	54493	4103	67.7	9.5	7.5	6.4	8.9
SrHS	65465	5499	42.2	10.8	15.4	14.9	16.6
Total	119958	9602	53.8	10.2	11.9	11.0	13.1

4.116 - How easy is it to get uppers?

<i>Grade Level</i>	<i>N of Valid</i>	<i>N of Miss</i>	<i>Cannot Get</i>	<i>Very Difficult</i>	<i>Fairly Difficult</i>	<i>Fairly Easy</i>	<i>Very Easy</i>
6th	14916	1162	78.6	6.9	4.6	3.9	6.1
7th	13464	1107	70.1	7.9	6.3	6.2	9.6
8th	25903	2044	58.3	9.4	9.7	9.6	13.0
9th	17413	1408	49.0	8.4	11.5	13.6	17.5
10th	20426	1733	41.0	8.7	13.6	16.6	20.3
11th	14609	1114	37.7	8.0	13.8	18.4	22.2
12th	13009	1252	33.6	8.0	14.7	20.0	23.8
JrHs	54283	4313	66.8	8.3	7.5	7.2	10.3
SrHS	65457	5507	40.9	8.3	13.3	16.8	20.7
Total	119740	9820	52.6	8.3	10.7	12.5	16.0

4.117 - How easy is it to get downers?

<i>Grade Level</i>	<i>N of Valid</i>	<i>N of Miss</i>	<i>Cannot Get</i>	<i>Very Difficult</i>	<i>Fairly Difficult</i>	<i>Fairly Easy</i>	<i>Very Easy</i>
6th	14899	1179	78.7	6.6	4.5	3.8	6.3
7th	13418	1153	70.4	7.5	6.0	6.0	10.1
8th	25864	2083	58.9	9.2	9.7	9.4	12.8
9th	17355	1466	49.7	8.5	11.4	13.3	17.1
10th	20384	1775	41.7	8.8	13.7	16.4	19.5
11th	14593	1130	38.4	8.1	14.1	18.2	21.2
12th	12975	1286	34.5	8.3	15.0	19.8	22.4
JrHs	54181	4415	67.2	8.1	7.3	7.1	10.3
SrHS	65307	5657	41.6	8.4	13.4	16.7	19.8
Total	119488	10072	53.2	8.3	10.7	12.3	15.5

4.118 - How easy is it to get inhalants?

<i>Grade Level</i>	<i>N of Valid</i>	<i>N of Miss</i>	<i>Cannot Get</i>	<i>Very Difficult</i>	<i>Fairly Difficult</i>	<i>Fairly Easy</i>	<i>Very Easy</i>
6th	14955	1123	66.1	4.0	2.6	4.0	23.3
7th	13486	1085	60.3	4.1	3.2	5.2	27.2
8th	25928	2019	49.9	4.6	4.7	6.9	33.8
9th	17410	1411	43.7	4.7	5.4	9.1	37.0
10th	20445	1714	37.6	4.9	6.9	11.2	39.4
11th	14589	1134	34.9	4.8	7.4	12.7	40.1
12th	13016	1245	30.8	5.2	7.6	13.9	42.5
JrHs	54369	4227	57.0	4.3	3.8	5.7	29.3
SrHS	65460	5504	37.3	4.9	6.8	11.5	39.5
Total	119829	9731	46.2	4.6	5.4	8.9	34.9

4.119 - How easy is it to get hallucinogens?

<i>Grade Level</i>	<i>N of Valid</i>	<i>N of Miss</i>	<i>Cannot Get</i>	<i>Very Difficult</i>	<i>Fairly Difficult</i>	<i>Fairly Easy</i>	<i>Very Easy</i>
6th	14899	1179	80.6	7.1	4.2	3.0	5.1
7th	13442	1129	72.7	8.0	5.8	5.0	8.5
8th	25883	2064	61.1	10.4	10.0	7.7	10.8
9th	17341	1480	51.2	10.1	11.8	11.5	15.4
10th	20430	1729	42.6	10.4	14.5	15.4	17.1
11th	14581	1142	38.4	9.7	14.5	17.8	19.6
12th	13053	1208	34.4	10.1	16.2	18.8	20.5
JrHs	54224	4372	69.3	8.9	7.4	5.7	8.7
SrHS	65405	5559	42.3	10.1	14.1	15.6	17.9
Total	119629	9931	54.6	9.5	11.1	11.1	13.7

4.120 - How easy is it to get heroin?

<i>Grade Level</i>	<i>N of Valid</i>	<i>N of Miss</i>	<i>Cannot Get</i>	<i>Very Difficult</i>	<i>Fairly Difficult</i>	<i>Fairly Easy</i>	<i>Very Easy</i>
6th	14931	1147	81.0	7.5	3.8	2.7	5.0
7th	13470	1101	73.3	8.7	5.5	4.7	7.8
8th	25855	2092	63.4	11.5	9.3	6.4	9.5
9th	17315	1506	54.7	12.4	11.6	8.9	12.5
10th	20324	1835	47.5	13.9	14.5	11.2	12.9
11th	14557	1166	44.1	13.1	15.8	12.5	14.5
12th	12913	1348	39.9	14.4	17.2	13.4	15.1
JrHs	54256	4340	70.7	9.7	6.8	4.9	7.9
SrHS	65109	5855	47.1	13.4	14.5	11.3	13.6
Total	119365	10195	57.8	11.7	11.0	8.4	11.0

4.121 - How easy is it to get designer drugs?

<i>Grade Level</i>	<i>N of Valid</i>	<i>N of Miss</i>	<i>Cannot Get</i>	<i>Very Difficult</i>	<i>Fairly Difficult</i>	<i>Fairly Easy</i>	<i>Very Easy</i>
6th	14682	1396	80.1	6.3	3.7	3.3	6.6
7th	13290	1281	71.9	7.7	5.1	5.2	10.0
8th	25646	2301	62.7	10.0	8.4	7.1	11.8
9th	17191	1630	54.3	10.5	10.4	9.8	14.9
10th	20195	1964	47.4	11.9	13.3	11.7	15.7
11th	14499	1224	44.0	11.6	14.2	13.4	16.8
12th	12876	1385	41.0	12.8	15.3	13.9	17.0
JrHs	53618	4978	69.7	8.4	6.3	5.6	9.9
SrHS	64761	6203	47.2	11.6	13.2	12.0	16.0
Total	118379	11181	57.4	10.2	10.1	9.1	13.2

4.11. Frequency of Use

4.122 - Frequency of Use – Cigarettes

<i>Grade Level</i>	<i>N of Valid</i>	<i>N of Miss</i>	<i>Daily Use</i>	<i>Weekly Use</i>	<i>Monthly Use</i>	<i>Annual Use</i>
6th	15898	180	2.4	5.6	7.8	17.5
7th	14400	171	5.8	12.5	16.5	30.8
8th	27645	302	8.8	17.2	23.0	39.1
9th	18602	219	14.8	24.1	30.5	45.8
10th	21945	214	18.1	27.1	33.2	48.5
11th	15587	136	20.1	28.8	34.5	49.2
12th	14074	187	22.0	30.8	36.2	50.0
JrHs	57943	653	6.3	12.9	17.2	31.1
SrHS	70208	756	18.4	27.4	33.4	48.2
Total	128151	1409	12.9	20.8	26.1	40.5

4.123 - Frequency of Use – Beer

<i>Grade Level</i>	<i>N of Valid</i>	<i>N of Miss</i>	<i>Daily Use</i>	<i>Weekly Use</i>	<i>Monthly Use</i>	<i>Annual Use</i>
6th	15899	179	0.8	2.5	4.6	18.8
7th	14391	180	1.2	5.9	11.4	31.3
8th	27583	364	1.3	8.0	17.6	42.3
9th	18574	247	1.8	13.1	26.8	52.3
10th	21932	227	1.8	16.9	33.9	59.9
11th	15564	159	2.2	19.8	37.3	60.9
12th	14097	164	2.6	23.3	41.2	64.9
JrHs	57873	723	1.1	6.0	12.5	33.1
SrHS	70167	797	2.1	17.8	34.3	59.1
Total	128040	1520	1.6	12.5	24.4	47.4

4.124 - Frequency of Use – Wine Coolers

<i>Grade Level</i>	<i>N of Valid</i>	<i>N of Miss</i>	<i>Daily Use</i>	<i>Weekly Use</i>	<i>Monthly Use</i>	<i>Annual Use</i>
6th	15848	230	0.9	2.5	4.8	20.4
7th	14368	203	1.4	5.4	10.9	32.7
8th	27530	417	1.2	5.7	14.3	40.7
9th	18560	261	1.6	8.3	20.1	49.9
10th	21871	288	1.4	8.4	22.6	52.8
11th	15544	179	1.3	8.7	23.7	54.0
12th	14076	185	1.5	8.3	22.9	54.5
JrHs	57746	850	1.2	4.8	10.8	33.2
SrHS	70051	913	1.4	8.4	22.3	52.6
Total	127797	1763	1.3	6.8	17.1	43.8

4.125 - Frequency of Use – Liquor

<i>Grade Level</i>	<i>N of Valid</i>	<i>N of Miss</i>	<i>Daily Use</i>	<i>Weekly Use</i>	<i>Monthly Use</i>	<i>Annual Use</i>
6th	15832	246	0.7	1.6	2.7	9.4
7th	14348	223	1.1	3.9	7.6	20.3
8th	27476	471	1.2	5.9	13.4	32.1
9th	18530	291	1.9	10.3	22.7	45.3
10th	21849	310	1.7	11.9	28.0	53.6
11th	15533	190	1.9	13.2	31.0	56.8
12th	14060	201	2.1	13.7	32.8	59.9
JrHs	57656	940	1.1	4.2	9.0	22.9
SrHS	69972	992	1.9	12.1	28.2	53.4
Total	127628	1932	1.5	8.6	19.6	39.6

4.126 - Frequency of Use – Marijuana

<i>Grade Level</i>	<i>N of Valid</i>	<i>N of Miss</i>	<i>Daily Use</i>	<i>Weekly Use</i>	<i>Monthly Use</i>	<i>Annual Use</i>
6th	15833	245	0.9	1.5	2.2	4.4
7th	14365	206	2.0	4.9	7.0	11.8
8th	27493	454	2.6	7.8	12.0	19.8
9th	18551	270	4.7	12.9	18.8	28.6
10th	21865	294	5.9	15.5	23.1	34.4
11th	15551	172	6.2	15.5	23.6	36.4
12th	14064	197	7.3	16.6	24.3	37.9
JrHs	57691	905	2.0	5.4	8.1	13.6
SrHS	70031	933	5.9	15.0	22.3	34.0
Total	127722	1838	4.1	10.7	15.9	24.8

4.127 - Frequency of Use – Cocaine

<i>Grade Level</i>	<i>N of Valid</i>	<i>N of Miss</i>	<i>Daily Use</i>	<i>Weekly Use</i>	<i>Monthly Use</i>	<i>Annual Use</i>
6th	15831	247	0.5	0.8	1.0	1.6
7th	14375	196	0.6	1.1	1.5	2.8
8th	27502	445	0.6	1.1	1.7	3.3
9th	18567	254	1.0	1.8	2.5	4.4
10th	21863	296	1.0	1.8	2.7	5.4
11th	15565	158	1.0	1.6	2.8	5.8
12th	14061	200	1.4	2.3	3.6	7.1
JrHs	57708	888	0.6	1.0	1.5	2.7
SrHS	70056	908	1.1	1.9	2.9	5.6
Total	127764	1796	0.9	1.5	2.2	4.3

4.128 - Frequency of Use – Uppers

<i>Grade Level</i>	<i>N of Valid</i>	<i>N of Miss</i>	<i>Daily Use</i>	<i>Weekly Use</i>	<i>Monthly Use</i>	<i>Annual Use</i>
6th	15691	387	0.7	1.0	1.5	2.4
7th	14318	253	0.8	1.4	2.1	4.0
8th	27433	514	0.9	1.8	3.1	6.2
9th	18545	276	1.3	2.6	4.5	8.6
10th	21857	302	1.3	3.0	5.5	11.0
11th	15537	186	1.2	2.8	5.2	10.9
12th	14040	221	1.7	3.4	5.8	11.6
JrHs	57442	1154	0.8	1.5	2.4	4.6
SrHS	69979	985	1.4	3.0	5.2	10.5
Total	127421	2139	1.1	2.3	3.9	7.8

4.129 - Frequency of Use – Downers

<i>Grade Level</i>	<i>N of Valid</i>	<i>N of Miss</i>	<i>Daily Use</i>	<i>Weekly Use</i>	<i>Monthly Use</i>	<i>Annual Use</i>
6th	15678	400	0.6	0.8	1.2	2.0
7th	14303	268	0.7	1.3	1.9	3.4
8th	27369	578	0.7	1.3	2.3	4.4
9th	18526	295	1.0	2.0	3.3	6.2
10th	21791	368	1.1	2.3	4.1	7.6
11th	15534	189	0.9	1.9	3.7	7.1
12th	14020	241	1.3	2.4	4.1	7.4
JrHs	57350	1246	0.7	1.2	1.9	3.5
SrHS	69871	1093	1.1	2.2	3.8	7.1
Total	127221	2339	0.9	1.7	2.9	5.5

4.130 - Frequency of Use – Inhalants

<i>Grade Level</i>	<i>N of Valid</i>	<i>N of Miss</i>	<i>Daily Use</i>	<i>Weekly Use</i>	<i>Monthly Use</i>	<i>Annual Use</i>
6th	15761	317	0.8	1.4	2.2	6.0
7th	14314	257	1.1	2.4	3.9	8.7
8th	27378	569	0.9	2.2	4.1	9.8
9th	18531	290	1.1	2.2	3.8	8.8
10th	21804	355	1.0	2.0	3.6	7.9
11th	15526	197	1.0	1.7	2.8	6.7
12th	14041	220	1.3	1.9	3.1	6.6
JrHs	57453	1143	0.9	2.1	3.5	8.5
SrHS	69902	1062	1.1	2.0	3.4	7.6
Total	127355	2205	1.0	2.0	3.4	8.0

4.131 - Frequency of Use – Hallucinogens

<i>Grade Level</i>	<i>N of Valid</i>	<i>N of Miss</i>	<i>Daily Use</i>	<i>Weekly Use</i>	<i>Monthly Use</i>	<i>Annual Use</i>
6th	15674	404	0.6	0.8	1.1	1.6
7th	14296	275	0.7	1.2	1.7	3.0
8th	27323	624	0.7	1.3	2.2	4.5
9th	18502	319	1.0	2.1	3.7	6.9
10th	21774	385	1.0	2.2	4.6	9.6
11th	15527	196	0.9	2.2	4.6	10.4
12th	14019	242	1.3	2.3	5.1	12.1
JrHs	57293	1303	0.6	1.2	1.8	3.3
SrHS	69822	1142	1.0	2.2	4.5	9.5
Total	127115	2445	0.9	1.7	3.3	6.7

4.132 - Frequency of Use – Heroin

<i>Grade Level</i>	<i>N of Valid</i>	<i>N of Miss</i>	<i>Daily Use</i>	<i>Weekly Use</i>	<i>Monthly Use</i>	<i>Annual Use</i>
6th	15666	412	0.6	0.8	1.0	1.6
7th	14311	260	0.6	1.0	1.4	2.2
8th	27255	692	0.6	1.0	1.4	2.4
9th	18477	344	1.0	1.5	2.1	3.1
10th	21765	394	0.9	1.4	1.9	3.1
11th	15462	261	0.8	1.2	1.6	2.7
12th	14018	243	1.3	1.6	2.2	3.5
JrHs	57232	1364	0.6	0.9	1.3	2.1
SrHS	69722	1242	1.0	1.4	1.9	3.1
Total	126954	2606	0.8	1.2	1.7	2.7

4.133 - Frequency of Use – Designer Drugs

<i>Grade Level</i>	<i>N of Valid</i>	<i>N of Miss</i>	<i>Daily Use</i>	<i>Weekly Use</i>	<i>Monthly Use</i>	<i>Annual Use</i>
6th	15381	697	0.7	1.0	1.5	2.6
7th	14165	406	0.9	1.5	2.3	4.2
8th	27056	891	0.8	1.4	2.3	4.3
9th	18425	396	1.1	1.9	2.9	5.1
10th	21648	511	1.0	1.7	2.8	5.2
11th	15428	295	1.0	1.5	2.5	4.9
12th	13969	292	1.2	1.7	2.8	5.2
JrHs	56602	1994	0.8	1.4	2.1	3.8
SrHS	69470	1494	1.1	1.7	2.8	5.1
Total	126072	3488	0.9	1.5	2.5	4.5

4.134 - Frequency of Use -- Alcohol

<i>Grade Level</i>	<i>N of Valid</i>	<i>N of Miss</i>	<i>Daily Use</i>	<i>Weekly Use</i>	<i>Monthly Use</i>	<i>Annual Use</i>
6th	15969	109	1.2	3.8	7.0	28.3
7th	14462	109	2.1	8.3	15.6	43.1
8th	27757	190	2.0	10.6	22.3	54.5
9th	18680	141	2.8	16.5	32.8	65.4
10th	22033	126	2.5	19.7	39.2	70.6
11th	15641	82	2.8	22.8	42.8	72.4
12th	14171	90	3.1	25.8	46.4	75.6
JrHs	58188	408	1.8	8.2	16.4	44.5
SrHS	70525	439	2.8	20.8	39.8	70.6
Total	128713	847	2.3	15.1	29.2	58.8

4.135 - Frequency of Use -- Illicit Drugs

<i>Grade Level</i>	<i>N of Valid</i>	<i>N of Miss</i>	<i>Daily Use</i>	<i>Weekly Use</i>	<i>Monthly Use</i>	<i>Annual Use</i>
6th	15957	121	1.7	3.2	4.6	10.1
7th	14466	105	3.3	7.2	10.1	18.3
8th	27756	191	3.7	9.8	14.9	25.9
9th	18698	123	5.9	14.8	21.2	33.1
10th	22043	116	6.9	17.2	25.1	38.0
11th	15653	70	7.1	17.1	25.6	39.3
12th	14180	81	8.4	18.3	26.5	40.8
JrHs	58179	417	3.1	7.3	10.9	19.7
SrHS	70574	390	7.0	16.7	24.4	37.6
Total	128753	807	5.2	12.5	18.3	29.5



U.S. Department of Education
Office of Educational Research and Improvement (OERI)
National Library of Education (NLE)
Educational Resources Information Center (ERIC)



REPRODUCTION RELEASE

(Specific Document)

I. DOCUMENT IDENTIFICATION:

Title: <i>PRIDE Survey Report: 1995-96 National Summary for Grades 6-12</i>	
Author(s): <i>Thomas J. Gleaton</i>	
Corporate Source: <i>PRIDE Surveys</i>	Publication Date: <i>9/25/90</i>

II. REPRODUCTION RELEASE:

In order to disseminate as widely as possible timely and significant materials of interest to the educational community, documents announced in the monthly abstract journal of the ERIC system, *Resources in Education* (RIE), are usually made available to users in microfiche, reproduced paper copy, and electronic media, and sold through the ERIC Document Reproduction Service (EDRS). Credit is given to the source of each document, and, if reproduction release is granted, one of the following notices is affixed to the document.

If permission is granted to reproduce and disseminate the identified document, please CHECK ONE of the following three options and sign at the bottom of the page.

The sample sticker shown below will be affixed to all Level 1 documents

PERMISSION TO REPRODUCE AND DISSEMINATE THIS MATERIAL HAS BEEN GRANTED BY

TO THE EDUCATIONAL RESOURCES INFORMATION CENTER (ERIC)

Level 1



Check here for Level 1 release, permitting reproduction and dissemination in microfiche or other ERIC archival media (e.g., electronic) and paper copy.

The sample sticker shown below will be affixed to all Level 2A documents

PERMISSION TO REPRODUCE AND DISSEMINATE THIS MATERIAL IN MICROFICHE, AND IN ELECTRONIC MEDIA FOR ERIC COLLECTION SUBSCRIBERS ONLY, HAS BEEN GRANTED BY

TO THE EDUCATIONAL RESOURCES INFORMATION CENTER (ERIC)

Level 2A



Check here for Level 2A release, permitting reproduction and dissemination in microfiche and in electronic media for ERIC archival collection subscribers only

The sample sticker shown below will be affixed to all Level 2B documents

PERMISSION TO REPRODUCE AND DISSEMINATE THIS MATERIAL IN MICROFICHE ONLY HAS BEEN GRANTED BY

TO THE EDUCATIONAL RESOURCES INFORMATION CENTER (ERIC)

Level 2B



Check here for Level 2B release, permitting reproduction and dissemination in microfiche only

Documents will be processed as indicated provided reproduction quality permits.
If permission to reproduce is granted, but no box is checked, documents will be processed at Level 1.

I hereby grant to the Educational Resources Information Center (ERIC) nonexclusive permission to reproduce and disseminate this document as indicated above. Reproduction from the ERIC microfiche or electronic media by persons other than ERIC employees and its system contractors requires permission from the copyright holder. Exception is made for non-profit reproduction by libraries and other service agencies to satisfy information needs of educators in response to discrete inquiries.

Sign here, →

Signature: <i>Thomas J. Gleaton</i>	Printed Name/Position/Title: <i>Thomas J. Gleaton / President</i>	
Organization/Address: <i>166 St. Charles Street Bowling Green, Ky 42101</i>	Telephone: <i>(606) 352-1345</i>	FAX: <i>(606) 352-1346</i>
	E-Mail Address: <i>tggleaton@pridesurveys.com</i>	Date: <i>1/14/2000</i>



(over)

III. DOCUMENT AVAILABILITY INFORMATION (FROM NON-ERIC SOURCE):

If permission to reproduce is not granted to ERIC, or, if you wish ERIC to cite the availability of the document from another source, please provide the following information regarding the availability of the document. (ERIC will not announce a document unless it is publicly available, and a dependable source can be specified. Contributors should also be aware that ERIC selection criteria are significantly more stringent for documents that cannot be made available through EDRS.)

Publisher/Distributor:
Address:
Price:

IV. REFERRAL OF ERIC TO COPYRIGHT/REPRODUCTION RIGHTS HOLDER:

If the right to grant this reproduction release is held by someone other than the addressee, please provide the appropriate name and address:

Name:	Thomas J. Cleaton
Address:	PRIDE Surveys 166 St. Charles Street Bowling Green, Ky 42107

V. WHERE TO SEND THIS FORM:

Send this form to the following ERIC Clearinghouse:

However, if solicited by the ERIC Facility, or if making an unsolicited contribution to ERIC, return this form (and the document being contributed) to:

ERIC Processing and Reference Facility

1100 West Street, 2nd Floor
Laurel, Maryland 20707-3598

Telephone: 301-497-4080

Toll Free: 800-799-3742

FAX: 301-953-0263

e-mail: ericfac@inet.ed.gov

WWW: <http://ericfac.piccard.csc.com>