

DOCUMENT RESUME

ED 437 595

CG 029 746

TITLE PRIDE Questionnaire Report: 1996-97 National Summary, Grades 6 through 12.

INSTITUTION PRIDE Surveys, Bowling Green, KY.

PUB DATE 1997-10-00

NOTE 114p.

AVAILABLE FROM PRIDE Surveys, 166 St. Charles St., Bowling Green, KY 42101. Tel: 502-746-9596; Tel: 800-279-6361 (Toll Free).

PUB TYPE Numerical/Quantitative Data (110) -- Reports - Research (143)

EDRS PRICE MF01/PC05 Plus Postage.

DESCRIPTORS *Adolescents; *Drinking; Drug Education; *Drug Use; Elementary Secondary Education; Intermediate Grades; Juvenile Gangs; National Surveys; *Prevention; Secondary Education; Student Behavior; Suicide; Tables (Data); *Violence

ABSTRACT

This booklet provides graphs, tables, and a summary compiled from data collected in schools using the 1996-1997 PRIDE Questionnaire. The data reflect prevalence and patterns of drug and alcohol abuse, violence, gang activity, and suicide. This report is designed for educators to use within their drug abuse and violence awareness and prevention programs with faculty, students, and parents. This report is divided into four chapters. Chapter One, Introduction, contains two news releases about results of the Pride Survey and an Outline of Procedures Used to Obtain PRIDE National Summary Data. Chapter 2, Standard Graphs, includes 26 graphs that explain the relationship between student behavior and alcohol/drug use. The location and time of drug use graphs help with understanding the need for a commitment to drug abuse prevention by parents and the larger community. They show that student alcohol and other drug use occurs most often outside the school and at times when school is not in session. The Perceived Harm of alcohol and other drugs graphs assist with understanding how false assumptions concerning harm are related to drug use. When drugs are perceived as harmless, the probability of use increases. The availability graphs show that easy access to drugs increases the probability of use and that availability increases at higher grade levels. Chapter 3, Summary Statistics, includes 5 figures that summarize some of the student information questions in regards to drug use. These data were gathered by examining specific subsets of the youth population. Chapter 4, Percentage Tables, contains 135 tables. Each table corresponds to an item on the questionnaire. Data is presented by grade level. (MKA)

Reproductions supplied by EDRS are the best that can be made
from the original document.

PRIDE QUESTIONNAIRE REPORT

1996-97 National Summary Grades 6 through 12

U.S. DEPARTMENT OF EDUCATION
Office of Educational Research and Improvement
EDUCATIONAL RESOURCES INFORMATION
CENTER (ERIC)

This document has been reproduced as received from the person or organization originating it.

Minor changes have been made to improve reproduction quality.

Points of view or opinions stated in this document do not necessarily represent official OERI position or policy.

PERMISSION TO REPRODUCE AND DISSEMINATE THIS MATERIAL HAS BEEN GRANTED BY

T. Gileaton

TO THE EDUCATIONAL RESOURCES INFORMATION CENTER (ERIC)

1

US969999

Fri Oct 24 12:04:07 CDT 1997



BEST COPY AVAILABLE

2

CHAPTER 1

INTRODUCTION

The following graphs, summary and tables are compiled from data collected in your school(s) using the **PRIDE Questionnaire**. These data reflect prevalence and patterns of drug and alcohol use, violence, gang activity and suicide. It is important that this report be utilized as part of your drug abuse and violence awareness and prevention programs. We strongly suggest that you:

- **COPY THE FOLLOWING PAGES**, (which highlight and graphically summarize drug use and violent behavior by students in your school)
- **DISTRIBUTE THEM TO YOUR FACULTY**
- **AND SHARE THIS INFORMATION WITH PARENTS.**

Most of all, we strongly encourage a parent meeting at your school to share this information!

NOTE: Drug use occurs more often in the home than at school. Most drug use occurs on weekends when school is not in session. You will find statistics in this report which support these findings.

FOR GREATEST SUCCESS IN DECREASING DRUG USE, FACULTY, STUDENTS AND PARENTS MUST WORK TOGETHER TOWARD A DRUG-FREE LIFESTYLE.

If you have questions about this report or if you wish to have information on other **PRIDE** services and products, please call the **PRIDE** Office or write to the following address:

PRIDE Surveys
Janie Pitcock
166 St Charles St
Bowling Green, KY 42101
1-800-279-6361
1-502-746-9596



PRESS RELEASE

Embargoed for Release
1 p.m., Oct. 28, 1997

Contact: Doug Hall
770/458-9900

Junior high students continue to show increases in drug use; Signs of progress are seen in high school age group; Help for parents provided in PRIDE Tool Box

Washington, Oct. 28 – The nation's largest student drug survey today offered a mixed report card on American youth: a five-year frenzy of drug use may have stabilized among older students, but among 11- to 14-year-olds illegal drug use remains on the rise.

In releasing the tenth annual PRIDE Survey of 141,077 students in junior and senior high school, experts said the monthly use of most drugs during the 1996-97 school year by students in senior high school (grades 9-12) was unchanged.

But students in junior high (grades 6-8) reported statistically significant increases in monthly use of marijuana, cocaine, uppers, downers, hallucinogens, and heroin. One-tenth (11 percent) of junior high students, mostly ages 11-14, were current (monthly) drug users.

Cigarettes, wine cooler, and liquor use remained unchanged by junior high students. Decreases were reported for inhalants and beer.

At the high school level, increases were reported in monthly cigarette and liquor use, while decreases were found in inhalant and hallucinogen use. All other drug categories remained statistically unchanged.

"Though I caution against too much optimism, there is a glimmer of hope in the data. The increases this year are not nearly as steep as we've seen in recent years, and in some cases we observed slight decreases," said Thomas J. Gleaton, president of PRIDE, the Atlanta-based organization that conducted the survey.

MORE

3610 DeKalb Technology Parkway
Suite 105
Atlanta, GA 30340
Phone: 770/458-9900
Fax: 770/458-5030
www.prideusa.org
email: pridepc@mindspring.com

In the fall of 1992, PRIDE was first to report that teen drug use had reversed more than a decade of steady decline. Since then, some drugs have more than doubled in use.

Gleaton added, "Senior high drug use may have stalled, but it is stalled at the highest levels we have measured in ten years. Until we see sharp declines in use at all grade levels, there will be no reason to rejoice."

One quarter of senior high students (25%) used an illicit drug on a monthly or more frequent basis in the past school year. Seven percent said they took illegal drugs daily, a figure that rose to 8 percent for the twelfth grade.

More parents are talking

For the first time in five years, the percent of students who said their parents talk with them "often" or "a lot" about the dangers of alcohol and drugs rose slightly from 29.6 percent to 30.8 percent. In 1991-92, 38.7 percent of students said they received frequent warnings from their parents.

Annual use of any illicit drug by students who are warned "a lot" by their parents is lower (26 percent) than among students who "never" get parental warnings (37 percent) – a 30 percent relative decrease.

Two-thirds (67 percent) of students said their parents regularly set clear rules for them, but only half (51 percent) said they are punished when they break the rules.

Annual use of any illicit drug was dramatically lower (21.7 percent) among students who said their parents set clear rules "a lot" versus students who said their parents "never" set clear rules (50.7 percent) – a 57 percent relative decrease.

More students (48 percent) said they attend parties "often" or "a lot" than church (46 percent), and 15 percent said they are very likely to use drugs or alcohol at parties.

Students were twice as likely to smoke marijuana at home than at school (13.5 percent vs. 6.5 percent), and more than four times more likely to smoke pot at a friend's house than at school (28.5 percent vs. 6.5 percent).

In order, the times when students were most likely to smoke pot were: weekends, weeknights, after school, before school, and during school.

PRIDE Tool Box unveiled

As it announced the survey results, PRIDE unveiled an innovative resource that empowers parents to combat the drug scourge.

"This study accentuates the important role that parents play in preventing drug use," Gleaton said. "Parents need all the tools they can get to prevent drug use."

MORE

The PRIDE Tool Box will be distributed by 25,000 youth in some 500 U.S. communities beginning today. It contains a guidebook, compact disc, two-way family pledge, family bulletin board, refrigerator magnet and informational brochure on PDT-90 patented hair analysis drug testing technology.

For more information, parents can call 1-800-853-7867. (See separate press release.)

Liquor and cigarette use on the rise

Use of two deadly, legal drugs – alcohol and cigarettes – showed no abatement. Monthly cigarette smoking rose to 35 percent among senior high students, while monthly use of hard liquor rose to 29 percent.

Cigarettes and liquor showed the strongest increases of any drug categories and were the only two drugs in which increases of two percentage points or more were registered. In recent years, the PRIDE Survey has seen one-year increases of up to 6 percentage points for some drugs.

Annual use of cigarettes and liquor rose 2.4 percent among twelfth grades, from 50 percent to 52.4 percent in the case of cigarettes, and from 59.9 percent to 62.3 percent for liquor.

Gleaton said aggressive marketing strategies by distillers and cigarette makers, coupled with social trends such as the popularity of cigar bars and martini clubs, may have contributed to greater acceptance of smoking and hard liquor among teen-agers.

Beer use remained mostly flat, although an increase in senior high annual use from 59.1 percent to 59.6 percent was statistically significant. Use fell on a monthly basis in junior high. In all cases, drinking wine coolers remained unchanged.

Despite widespread public attention to adolescent cigarette smoking, more young people lit up last year than at any time in the ten years of the survey. They said cigarettes are easy to find, and a surprising number said that cigarettes present no serious health threat.

One half of the senior high (50 percent) said they smoked cigarettes in the past year, up 2 percent from the year before, and 20 percent said they smoked daily.

Over two-thirds of students (68 percent) said cigarettes were fairly easy or very easy to get. Nearly a quarter of students (24 percent) thought cigarettes posed only a limited threat to health, with 4 percent saying there is no health risk in smoking.

MORE

6

Methodology

The study was conducted during the 1996-97 school year and involved 141,077 students from 28 states. The PRIDE Survey represents data from sixth through twelfth grade students conducted between September and June of the school year. Participating schools are sent the PRIDE Questionnaire with explicit instructions for administering the anonymous, self report instrument.

Schools that administer the PRIDE Questionnaire do so voluntarily, or in compliance with a school district or state request.

Comparing PRIDE Survey to others

Results of the PRIDE Survey are generally consistent with the National Institute on Drug Abuse's Monitoring the Future Survey (MTF). Data from MTF has not been released for the 1996-97 school year.

Any Illicit Drug Annual Use: PRIDE vs. Monitoring the Future (MTF)																					
YEAR	1996-97			1995-96			1995-95			1993-94			1992-93			1991-92			1990-91		
Grade	8	10	12	8	10	12	8	10	12	8	10	12	8	10	12	8	10	12	8	10	12
PRIDE	27.9	39.1	41.6	25.9	38.0	40.8	21.3	32.3	35.8	19.3	28.6	31.9	15.0	22.6	28.2	13.5	21.1	25.1	13.0	20.5	24.8
MTF				23.6	37.5	40.2	21.4	33.3	39.0	18.5	30.0	35.8	15.1	24.7	31.0	12.9	20.2	27.1	11.3	21.4	29.4
Difference				-2.3	-0.5	-0.6	+0.1	+1.0	+3.2	-0.8	+1.4	+3.9	+0.1	+2.1	+2.8	-0.6	-0.9	+2.0	-1.7	+0.9	+4.6

A third survey, the National Household Survey on Drug Abuse (NHS) has historically shown significantly lower drug use in the age 12-17 cohort than either the PRIDE Survey or the Monitoring the Future Survey. The following table compares the PRIDE Survey with NHS, which was released Aug. 6, 1997 by the Department of Health and Human Services.

Any Illicit Drug Monthly Use: PRIDE vs. National Household Survey (NHS)										
Age	12-17		12-13		14-15		16-17		18-20	
PRIDE	18.3		8.6		19.7		27.0		27.8	
NHS	9.0		2.2		8.8		15.6		20.0	
Difference	-9.3		-6.4		-10.9		-11.4		-7.8	

Information from the PRIDE Survey is found in the President's National Drug Control Strategy and the Bureau of Justice Statistics Sourcebook. It is also used by Congress as an indicator of student drug use.

MORE

7

A copy of the survey methodology is available upon request.

States represented in the 1996-97 PRIDE Survey: Arkansas, Arizona, California, Colorado, Connecticut, Florida, Georgia, Illinois, Kentucky, Massachusetts, Maine, Michigan, Mississippi, North Dakota, New Hampshire, New Jersey, New York, Ohio, Oklahoma, Oregon, Pennsylvania, Tennessee, Texas, Virginia, Washington, Wisconsin, West Virginia, and Wyoming. State by state breakdowns are not available.

Results from the 1996-97 PRIDE Survey were announced at a press conference at the National Press Club in Washington. Participating were Thomas J. Gleaton, Ed.D., president of PRIDE, and co-author of the survey, Gen. Barry R. McCaffrey (Ret.), director of the Office of National Drug Control Strategy, and U.S. Sen. Paul Coverdell, R-GA.

###

PRIDE Survey
Percentage of Students Who Report Using Drugs

DRUG	GRADE LEVEL	ANNUAL USE			MONTHLY USE		
		1995-96	1996-97	change	1995-96	1996-97	change
Cigarettes	Junior High	31.1	31.8	+0.7*	17.2	17.3	+0.1
	Senior High	48.2	50.2	+2.0*	33.4	34.7	+1.3*
	12th Graders	50.0	52.4	+2.4*	36.2	38.3	+2.1*
Beer	Junior High	33.1	33.2	+0.1	12.5	12.1	-0.4*
	Senior High	59.1	59.6	+0.5*	34.3	34.4	+0.1
	12th Graders	64.9	65.3	+0.4	41.2	41.7	+0.5
Wine Coolers	Junior High	33.2	33.6	+0.4	10.8	10.8	+0.0
	Senior High	52.6	52.9	+0.3	22.3	22.3	+0.0
	12th Graders	54.5	55.4	+0.9	22.9	23.7	+0.8
Liquor	Junior High	22.9	23.7	+0.8*	9.0	9.1	+0.1
	Senior High	53.4	54.9	+1.5*	28.2	28.7	+0.5*
	12th Graders	59.9	62.3	+2.4*	32.8	34.0	+1.2*
Any Alcohol	Junior High	44.5	44.7	+0.2	16.4	16.2	-0.2
	Senior High	70.6	71.0	+0.4	39.8	39.9	+0.1
	12th Graders	75.6	76.5	+0.9	46.4	46.7	+0.3
Marijuana	Junior High	13.6	14.7	+1.1*	8.1	8.6	+0.5*
	Senior High	34.0	35.8	+1.8*	22.3	22.7	+0.4
	12th Graders	37.9	39.4	+1.5*	24.3	24.4	+0.1
Cocaine	Junior High	2.7	3.0	+0.3*	1.5	1.7	+0.2*
	Senior High	5.6	5.9	+0.3*	2.9	3.0	+0.1
	12th Graders	7.1	7.0	-0.1	3.6	3.6	+0.0
Uppers	Junior High	4.6	4.9	+0.3*	2.4	2.6	+0.2*
	Senior High	10.5	10.3	-0.2	5.2	5.3	+0.1
	12th Graders	11.6	10.7	-0.9*	5.8	5.6	-0.2
Downers	Junior High	3.5	4.0	+0.5*	1.9	2.1	+0.2*
	Senior High	7.1	7.2	+0.1	3.8	3.8	+0.0
	12th Graders	7.4	7.4	+0.0	4.1	3.9	-0.2
Inhalants	Junior High	8.5	8.9	+0.4*	3.5	3.7	+0.2
	Senior High	7.6	7.1	-0.5*	3.4	3.1	-0.3*
	12th Graders	6.6	5.8	-0.8*	3.1	2.7	-0.4*
Hallucinogens	Junior High	3.3	3.6	+0.3*	1.8	2.0	+0.2*
	Senior High	9.5	9.5	+0.0	4.5	4.2	-0.3*
	12th Graders	12.1	11.7	-0.4	5.1	4.6	-0.5
Heroin	Junior High	2.1	2.4	+0.3*	1.3	1.5	+0.2*
	Senior High	3.1	3.1	+0.0	1.9	1.9	+0.0
	12th Graders	3.5	3.4	-0.1	2.2	2.1	-0.1
Designer Drugs	Junior High	3.8	4.1	+0.3*	2.1	2.2	+0.1
	Senior High	5.1	5.0	-0.1	2.8	2.6	-0.2
	12th Graders	5.2	4.8	-0.4	2.8	2.6	-0.2
Any Illicit Drugs	Junior High	19.7	20.7	+1.0*	10.9	11.4	+0.5*
	Senior High	37.6	38.9	+1.3*	24.4	24.6	+0.2
	12th Graders	40.8	41.6	+0.8	26.5	26.1	-0.4

*Statistically significant difference at .05 level using chi-square with variables year & no-use/use.

Grade	N-Sizes	
	1995-96	1996-97
Junior High	58596	68071
Senior High	70964	73006
12th Graders	14261	15532

PRIDE National Summary
% of Annual Drug Use by Junior and Senior High Students

	<u>87-88</u>	<u>88-89</u>	<u>89-90</u>	<u>90-91</u>	<u>91-92</u>	<u>92-93</u>	<u>93-94</u>	<u>94-95</u>	<u>95-96</u>	<u>96-97</u>
Cigarettes										
Jr. High	22.1	28.1	27.6	22.6	25.2	25.5	26.3	28.1	31.1	31.8
Sr. High	34.6	38.7	38.0	35.2	37.7	38.4	41.5	44.4	48.2	50.2
Beer										
Jr. High	30.8	37.5	35.9	30.6	31.6	31.2	30.3	30.8	33.1	33.2
Sr. High	57.9	61.4	58.9	56.2	56.5	55.6	56.5	57.4	59.1	59.6
Wine Coolers										
Jr. High	29.5	36.4	35.2	30.3	31.0	30.7	29.9	29.8	33.2	33.6
Sr. High	56.4	60.2	56.9	55.4	53.8	52.2	52.0	51.7	52.6	52.9
Liquor										
Jr. High	17.9	24.9	24.9	19.6	21.4	21.5	21.4	21.3	22.9	23.7
Sr. High	45.6	51.9	51.0	48.7	50.0	49.5	51.3	51.5	53.4	54.9
Marijuana										
Jr. High	5.7	7.6	6.6	4.5	4.8	5.8	8.2	9.5	13.6	14.7
Sr. High	20.1	21.9	19.1	16.9	16.4	19.0	24.6	28.2	34.0	35.8
Cocaine										
Jr. High	1.2	1.7	1.7	1.3	1.5	1.6	1.9	1.9	2.7	3.0
Sr. High	3.9	4.6	4.0	3.4	3.3	3.4	4.0	4.5	5.6	5.9
Uppers										
Jr. High	2.4	3.6	3.6	2.6	3.0	3.0	3.4	3.3	4.6	4.9
Sr. High	7.3	9.2	8.0	7.6	8.3	7.9	9.1	9.3	10.5	10.3
Downers										
Jr. High	1.7	2.5	2.5	1.9	2.2	2.2	2.4	2.4	3.5	4.0
Sr. High	4.2	5.3	4.7	4.6	4.9	4.6	5.3	5.5	7.1	7.2
Inhalants										
Jr. High	3.9	5.2	4.9	4.0	4.8	4.8	5.9	6.3	8.5	8.9
Sr. High	4.4	5.1	5.1	4.9	5.5	5.6	6.9	7.5	7.6	7.1
Hallucinogens										
Jr. High	1.1	1.7	1.8	1.5	1.8	1.9	2.1	2.4	3.3	3.6
Sr. High	3.1	4.4	4.9	4.9	5.3	5.7	6.6	7.7	9.5	9.5
* Heroin										
Jr. High									2.1	2.4
Sr. High									3.1	3.1
* Designer Drugs										
Jr. High									3.8	4.1
Sr. High									5.1	5.0

BEST COPY AVAILABLE

PRIDE Survey Grades 6-12
United States 1996-97 vs. 1995-96
Student Characteristics

Characteristic	1995-96	1996-97
Grade levels	6-12	6-12
Age	11-18	11-18
Ethnic origin		
White	75.9	77.0
Black	13.8	12.0
Hispanic/Latino	4.9	5.5
Asian	2.8	2.5
Native American	0.7	0.9
Other	1.9	2.1
Sex		
Male	49.4	49.7
Female	50.6	50.3
Who do you live with?		
Both parents	60.6	60.3
Mother only	16.2	15.9
Father only	2.8	2.8
Mother/Stepfather	12.3	12.7
Father/Stepmother	3.0	3.1
Other	5.1	5.2
Parents' education/job status		
Father has a full-time job	87.2	87.7
Mother has a full-time job	62.1	63.0
Father is a college graduate	37.6	36.5
Mother is a college graduate	34.8	34.4
Student behaviors (% answering "often/a lot")		
Make good grades	65.4	66.1
Get in trouble at school	7.6	7.6
Attend church	47.9	46.1
Attend parties	47.2	48.2
Take part in school activities	53.2	52.5
Take part in community activities	27.2	27.1
Use alcohol/drugs at parties	15.2	15.0
Threaten to harm teachers	2.0	2.0
Threaten to harm parents	2.1	2.1
Parents talk about problems of drugs/alcohol	29.6	30.8
Friends talk about problems of drugs/alcohol	11.7	11.1
Teachers taught them about drug/alcohol problems	88.9	88.6
Parents set clear rules	66.7	66.8
Parents punish when rules are broken	50.5	50.7
Get in trouble with police	5.0	5.0
Join gangs	3.7	3.6
Consider suicide	6.8	6.8
Ever carried a gun to school	4.5	4.1

95-96 N = 12560; 96-97 N = 141077
 PRIDE National Summary (770/458-9900), Grades 6-12

1996-97 USA - PRIDE Summary Report - Violence

6-8th grade n = 68,071 Percentage of Junior High (6-8th) students who report...			9-12th grade n = 73,006 Percentage of Senior High (9-12th) students who report...		
carrying a gun to school = 3.7% taking part in gang activities = 13.0% thinking of suicide often or a lot = 6.4% threatening to harm another = 45.9% getting into trouble with police = 22.7%			carrying a gun to school = 4.3% taking part in gang activities = 11.1% thinking of suicide often or a lot = 7.1% threatening to harm another = 40.5% getting into trouble with police = 28.4%		
Drug Use of Junior High (6-8th) Students Who Report...			Drug Use of Senior High (9-12th) Students Who Report...		
carrying a gun to school			carrying a gun to school		
<i>Drug</i>	<i>Yes</i>	<i>No</i>	<i>Drug</i>	<i>Yes</i>	<i>No</i>
Liquor	67.1%	22.0%	Liquor	83.7%	53.6%
Marijuana	62.6%	12.9%	Marijuana	77.7%	33.9%
Cocaine	32.9%	1.9%	Cocaine	40.6%	4.3%
Inhalants	40.3%	7.7%	Inhalants	36.6%	5.8%
<u>N-sizes</u>	2,420	64,519	<u>N-sizes</u>	3,097	68,942
taking part in gang activities			taking part in gang activities		
<i>Drug</i>	<i>Yes</i>	<i>No</i>	<i>Drug</i>	<i>Yes</i>	<i>No</i>
Liquor	57.7%	18.6%	Liquor	79.8%	51.8%
Marijuana	50.0%	9.4%	Marijuana	70.2%	31.5%
Cocaine	15.6%	1.1%	Cocaine	23.4%	3.7%
Inhalants	29.2%	5.9%	Inhalants	24.4%	5.0%
<u>N-sizes</u>	8,510	57,683	<u>N-sizes</u>	7,877	63,649
thinking of suicide often or a lot			thinking of suicide often or a lot		
<i>Drug</i>	<i>Yes</i>	<i>No</i>	<i>Drug</i>	<i>Yes</i>	<i>No</i>
Liquor	55.2%	21.6%	Liquor	74.3%	53.5%
Marijuana	44.8%	12.6%	Marijuana	61.6%	33.9%
Cocaine	17.1%	2.0%	Cocaine	22.4%	4.6%
Inhalants	34.7%	7.1%	Inhalants	25.8%	5.7%
<u>N-sizes</u>	4,171	61,045	<u>N-sizes</u>	5,021	65,720
threatening to harm another			threatening to harm another		
<i>Drug</i>	<i>Yes</i>	<i>No</i>	<i>Drug</i>	<i>Yes</i>	<i>No</i>
Liquor	36.4%	12.7%	Liquor	67.8%	46.1%
Marijuana	24.4%	6.3%	Marijuana	49.6%	26.2%
Cocaine	5.3%	1.0%	Cocaine	10.4%	2.7%
Inhalants	15.1%	3.5%	Inhalants	12.5%	3.4%
<u>N-sizes</u>	30,200	35,721	<u>N-sizes</u>	28,689	42,272
getting into trouble with police			getting into trouble with police		
<i>Drug</i>	<i>Yes</i>	<i>No</i>	<i>Drug</i>	<i>Yes</i>	<i>No</i>
Liquor	49.7%	16.0%	Liquor	76.9%	46.3%
Marijuana	41.5%	6.8%	Marijuana	63.6%	24.8%
Cocaine	10.0%	0.9%	Cocaine	14.9%	2.3%
Inhalants	21.2%	5.3%	Inhalants	15.8%	3.7%
<u>N-sizes</u>	14,780	50,721	<u>N-sizes</u>	20,037	50,787

*Drug use figures represent annual usage (at least 1 per year)

**1995-96 vs. 1996-97 NATIONAL SUMMARY RESULTS
USA - PRIDE - CHI-SQUARE TEST**

Percent of Junior High Students Who Used These Drugs At Least 1/Year

Drug	Junior High 1995-96	Junior High 1996-97	Chi-Square	Relative % Change
Cigarettes	31.1%	31.8%	6.5*	+0.7%
Beer	33.1%	33.2%	0.1	+0.1%
Wine Coolers	33.2%	33.6%	2.0	+0.4%
Liquor	22.9%	23.7%	9.1*	+0.8%
Any Alcohol	44.5%	44.7%	0.8	+0.2%
Marijuana	13.6%	14.7%	30.5*	+1.1%
Cocaine	2.7%	3.0%	10.2*	+0.3%
Uppers	4.6%	4.9%	8.8*	+0.3%
Downers	3.5%	4.0%	18.7*	+0.5%
Inhalants	8.5%	8.9%	7.9*	+0.4%
Hallucinogens	3.3%	3.6%	5.5*	+0.3%
Heroin	2.1%	2.4%	9.3*	+0.3%
Designer Drugs	3.8%	4.1%	4.5*	+0.3%
Any Illicit Drugs	19.7%	20.7%	21.1*	+1.0%

*Statistically significant difference at .05 level using chi-square with 1 degree of freedom.

Percent of Senior High Students Who Used These Drugs At Least 1/Year

Drug	Senior High 1995-96	Senior High 1996-97	Chi-Square	Relative % Change
Cigarettes	48.2%	50.2%	56.3*	+2.0%
Beer	59.1%	59.6%	4.2*	+0.5%
Wine Coolers	52.6%	52.9%	0.7	+0.3%
Liquor	53.4%	54.9%	34.1*	+1.5%
Any Alcohol	70.6%	71.0%	3.0	+0.4%
Marijuana	34.0%	35.8%	51.3*	+1.8%
Cocaine	5.6%	5.9%	7.2*	+0.3%
Uppers	10.5%	10.3%	0.7	-0.2%
Downers	7.1%	7.2%	1.3	+0.1%
Inhalants	7.6%	7.1%	11.3*	-0.5%
Hallucinogens	9.5%	9.5%	0.2	+0.0%
Heroin	3.1%	3.1%	0.0	+0.0%
Designer Drugs	5.1%	5.0%	1.9	-0.1%
Any Illicit Drugs	37.6%	38.9%	27.3*	+1.3%

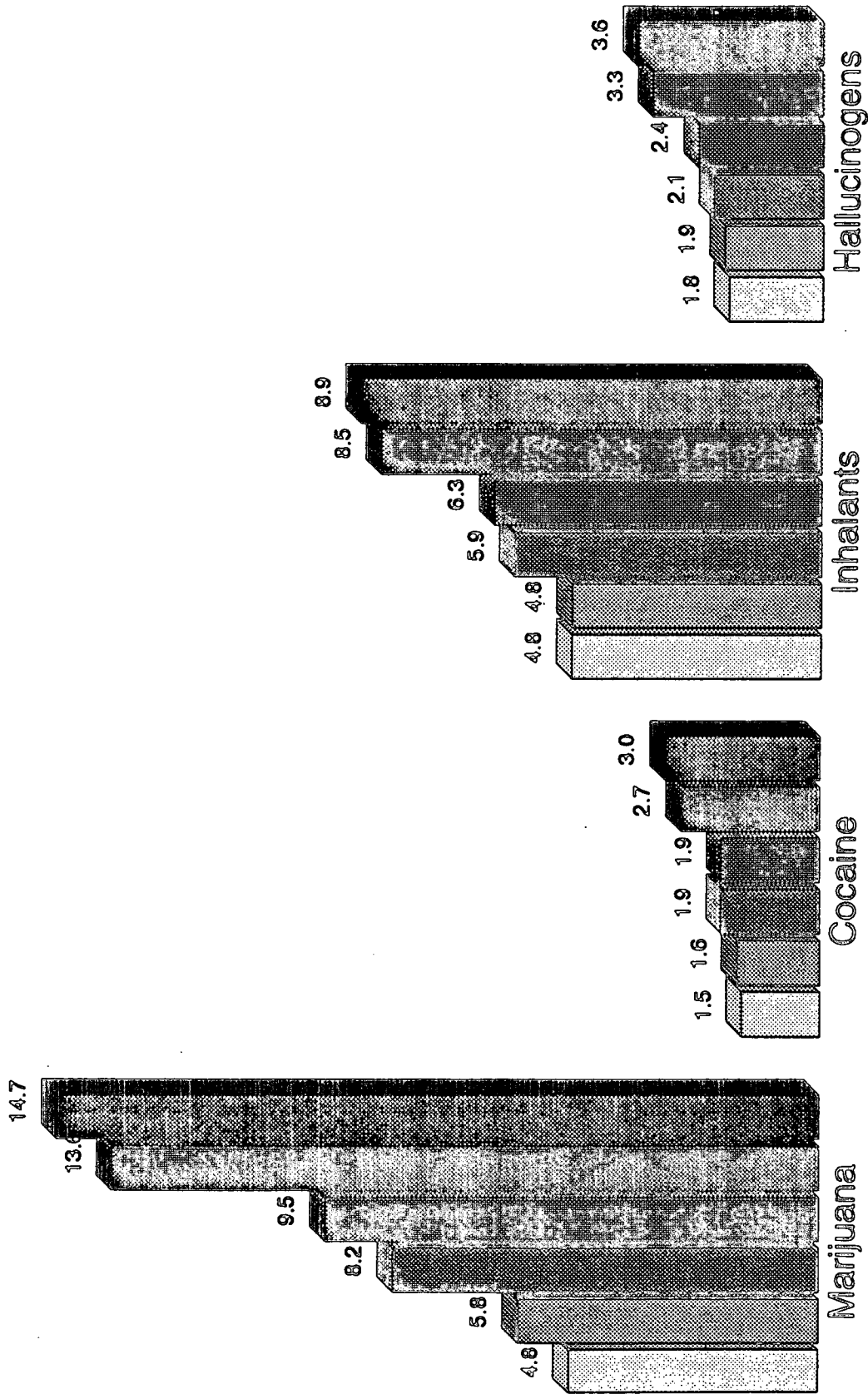
*Statistically significant difference at .05 level using chi-square with 1 degree of freedom.

<i>Grade</i>	N-Sizes	
	<i>1995-96</i>	<i>1996-97</i>
Junior High	58596	68071
Senior High	70964	73006

Grades 6 to 8

% Students Who Use Marijuana, Cocaine, Inhalants and Hallucinogens

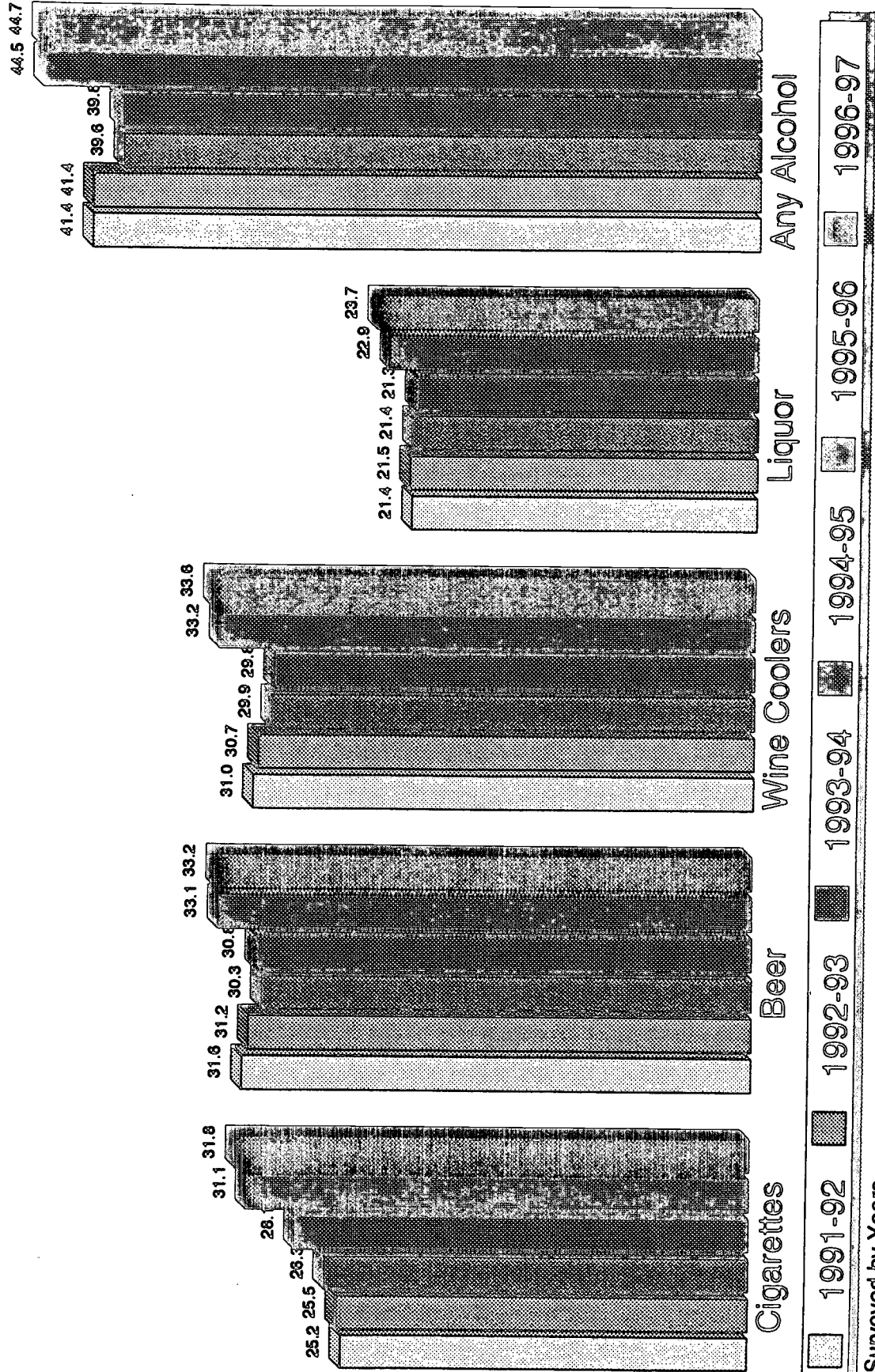
USA - PRIDE Survey - Annual Use



1991-92
 1992-93
 1993-94
 1994-95
 1995-96
 1996-97

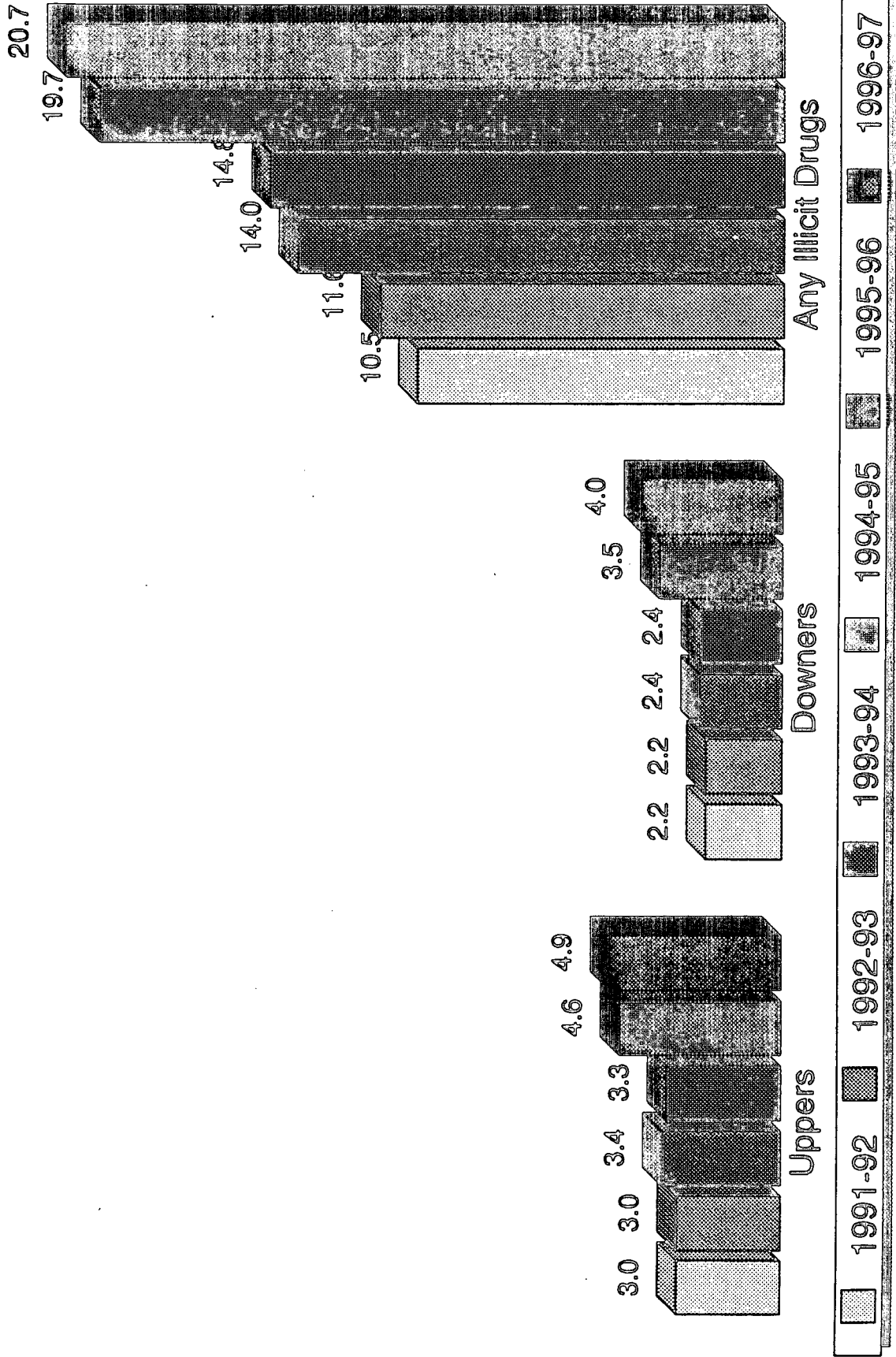
Surveyed by Years
 91-92=99,426 92-93=105,535 93-94=92,939 94-95=92,453 95-96=58,596 96-97=68,071

Grades 6 to 8 % Students Who Use Cigarettes & Alcohol USA - PRIDE Survey - Annual Use

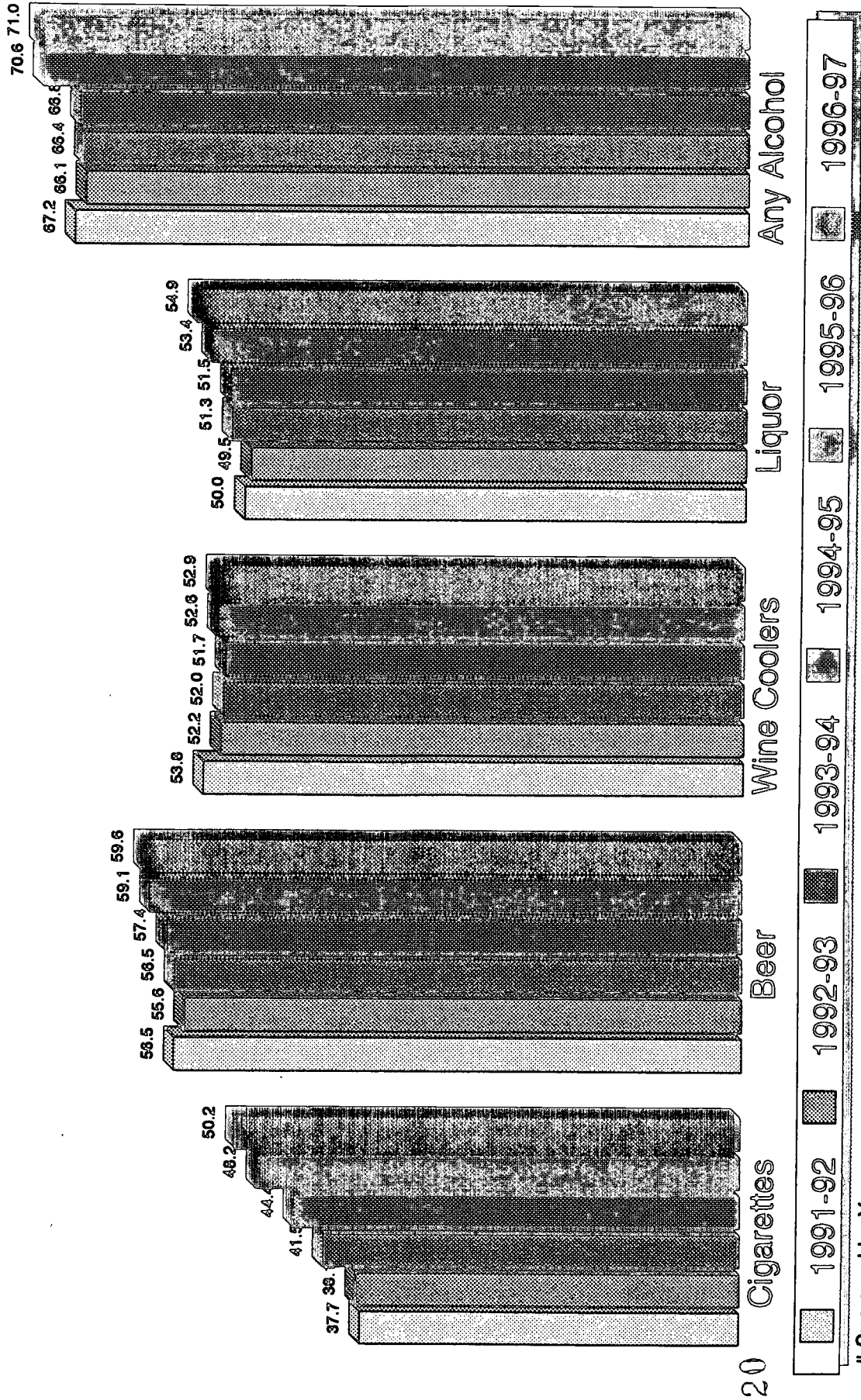


Surveyed by Years
 91-92=99,426 92-93=105,535 93-94=92,939 94-95=92,453 95-96=58,596 96-97=68,071

Grades 6 to 8
% Students Who Use Uppers, Downers & Any Illicit Drugs
USA - PRIDE Survey - Annual Use

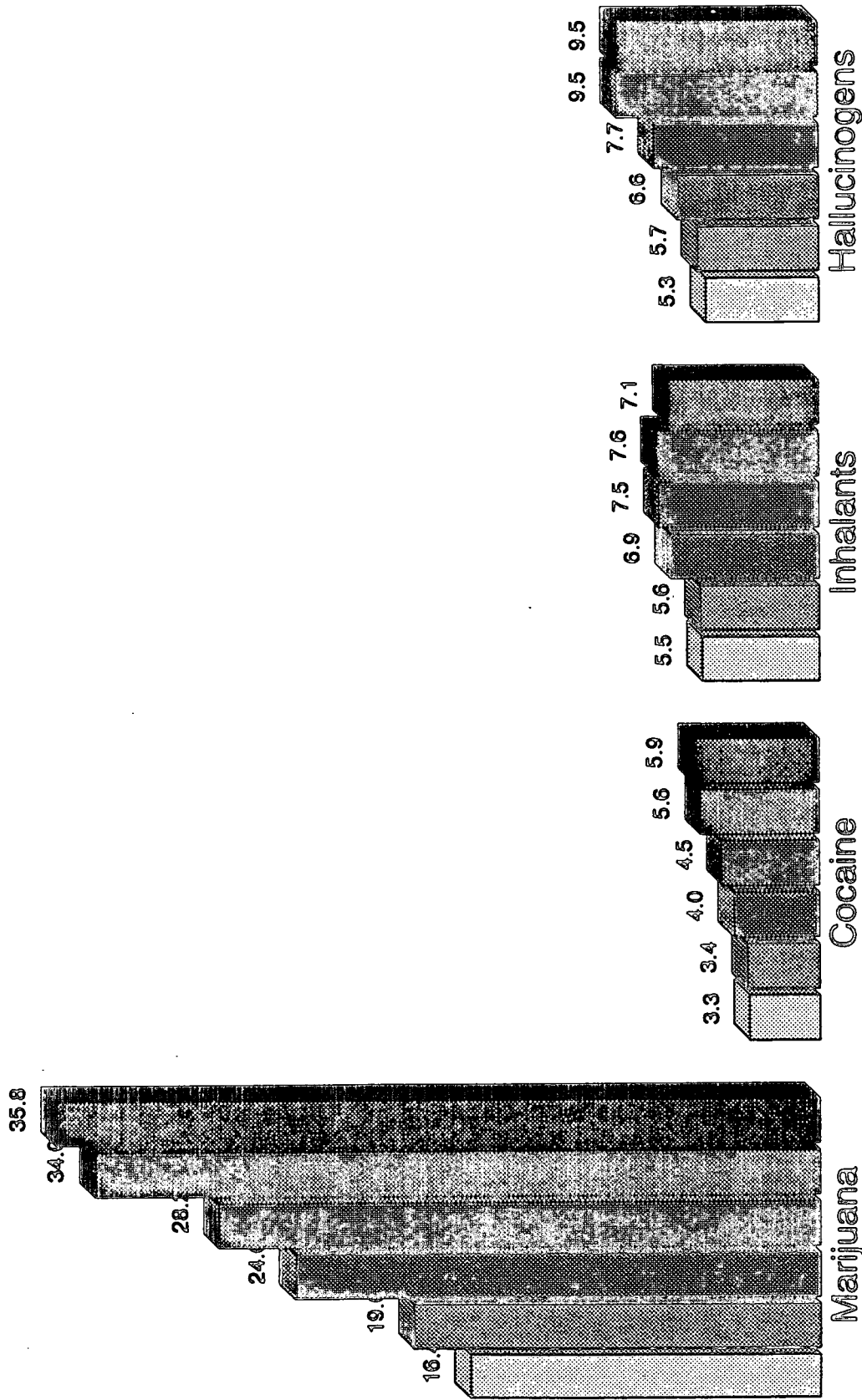


Grades 9 to 12 % Students Who Use Cigarettes & Alcohol USA - PRIDE Survey - Annual Use



Surveyed by Years
 91-92=113,376 92-93=131,410 93-94=104,796 94-95=105,788 95-96=70,964 96-97=73,006

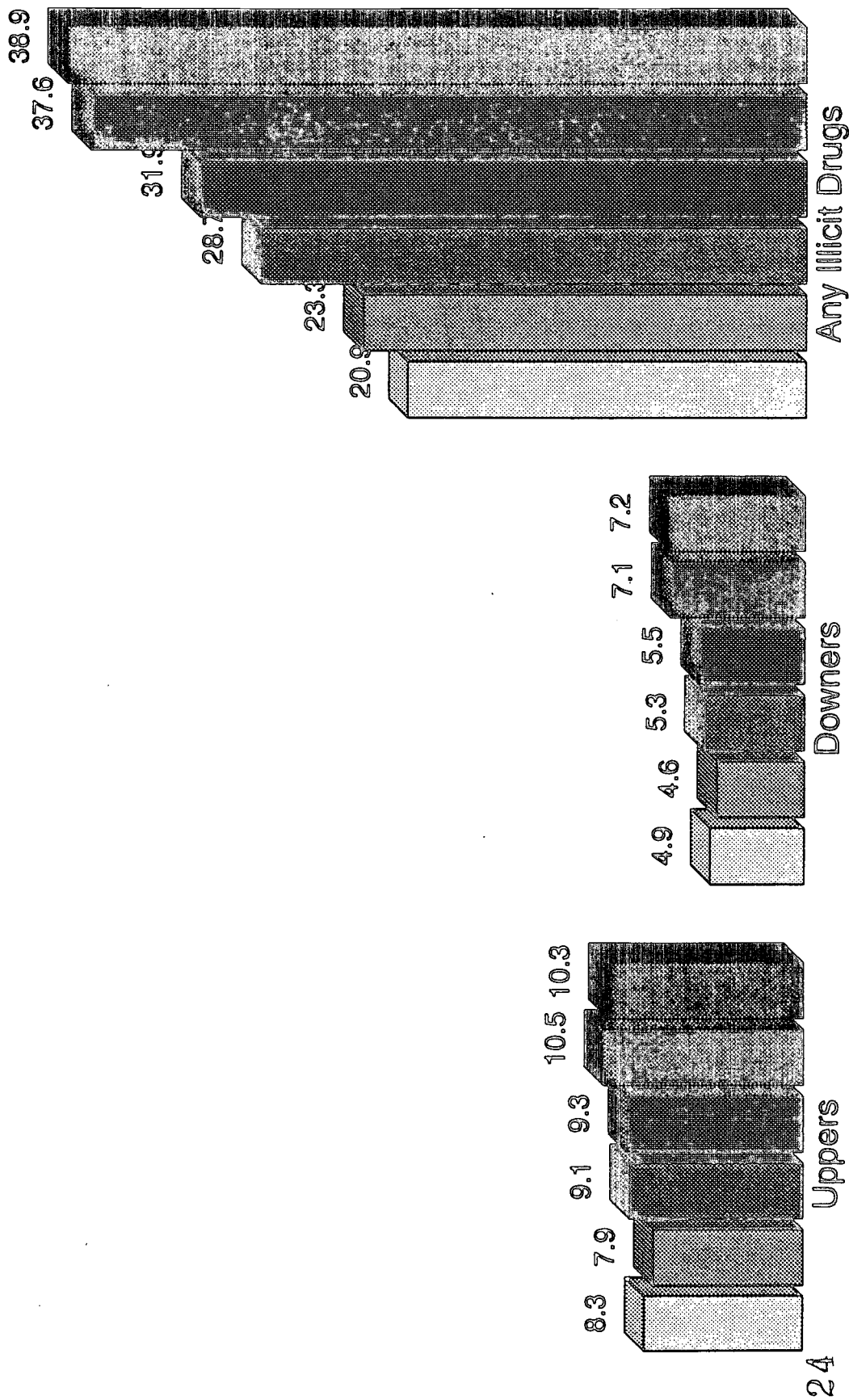
Grades 9 to 12 % Students Who Use Marijuana, Cocaine, Inhalants and Hallucinogens USA - PRIDE Survey - Annual Use



1991-92
 1992-93
 1993-94
 1994-95
 1995-96
 1996-97

Surveyed by Years
 91-92=113,376 92-93=131,410 93-94=104,796 94-95=105,788 95-96=70,964 96-97=73,006

Grades 9 to 12 % Students Who Use Uppers, Downers & Any Illicit Drugs USA - PRIDE Survey - Annual Use

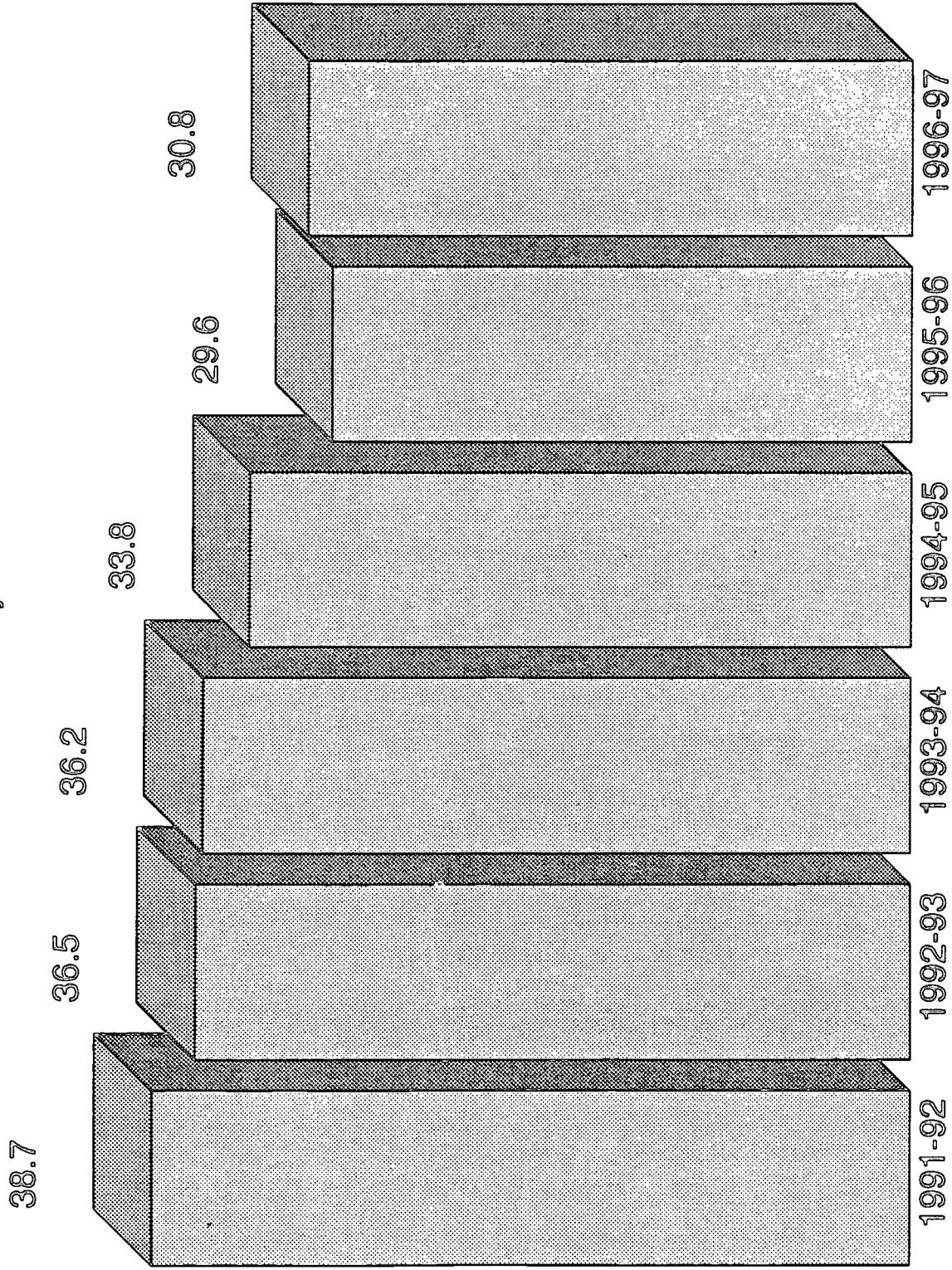


24

Legend: 1991-92, 1992-93, 1993-94, 1994-95, 1995-96, 1996-97

Surveyed by Years
91-92=113,376 92-93=131,410 93-94=104,796 94-95=105,788 95-96=70,964 96-97=73,006

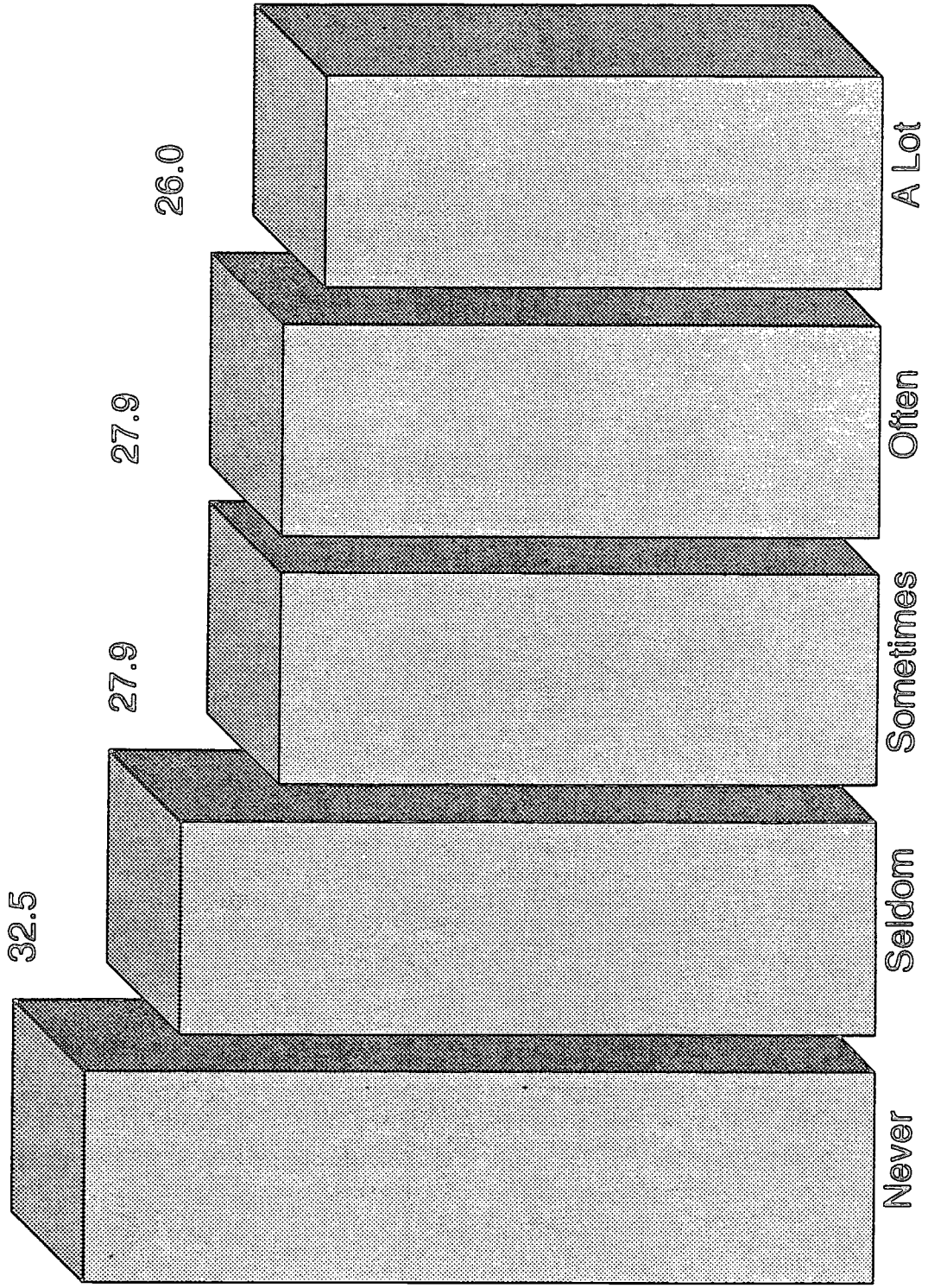
Grades 6 to 12
% of Students Reporting Their Parents Talk To Them Often/A Lot About Drugs
USA - PRIDE Survey - Annual Use



Surveyed by Years
91-92=212,802 92-93=236,745 93-94=197,735 94-95=198,241 95-96=129,560 96-97=141,077

Grades 6 to 12
Parents Talk vs Any Illicit Drug Use
USA - PRIDE Survey - Annual Use

36.8



28

29



Drug-Free Youth

PRESS RELEASE

Embargoed for Release
1 p.m. Oct. 28, 1997

Contact: Doug Hall
770/458-9900

Rubenstein Associates

Contact: Peter M. Hamilton
212/843-8015

**Parents' Resource Institute for Drug Education (PRIDE) Offers
"The PRIDE Tool Box: Building a Drug-Free Home";
Resource for Parents to Help Their Teens Stay Drug-Free**

In-home resource to include guidebook, CD, two-way family pledge, family bulletin board, refrigerator magnet and informational brochure on PDT-90 patented hair analysis drug testing technology

Washington, D.C. Oct. 28, 1997 — PRIDE, (National Parents' Resource Institute for Drug Education), now with a full decade of front-line national surveys of drug and alcohol abuse among grades 6-12, today announced the availability to parents of an innovative resource that empowers parents to combat the drug scourge: "The PRIDE Tool Box: Building a Drug-Free Home."

Dr. Thomas J. Gleaton, president of PRIDE, the Atlanta-based organization that conducts the annual survey and youth drug prevention programming, said: "Fewer than one-third of the students we've studied said their parents talk to them often about the dangers of using drugs. Yet, when parents talk with their children, drug use can be lowered dramatically. There are even greater benefits when parents set clear rules for their children. Accordingly, we are proud to announce an innovative step forward in PRIDE's solution-oriented activity. We are offering parents 'The PRIDE Tool Box: Building a Drug-Free Home,' an actual tool box full of resources designed to empower parents to strengthen their families and to achieve their goals of having drug-free children."

MORE

3610 DeKalb Technology Parkway
Suite 105
Atlanta, GA 30340
Phone: 770/458-9900
Fax: 770/458-5030
www.prideusa.org
email: prideprc@mindspring.com

Dr. Gleaton said that effective immediately, more than 25,000 PRIDE youth leaders in 500 communities across the nation will begin to distribute the resource to parents. "Guiding children into a productive, healthy and happy adulthood is the most challenging task parents encounter," Dr. Gleaton said. "The PRIDE Tool Box is a concrete resource parents can turn to in realizing this important commitment."

Tool box resources include:

- The Home That PRIDE BUILT — a 164-page handbook written by Dr. Gleaton from almost 20 years of experience. Dr. Gleaton discusses with parents how to start a PRIDE Family plan that will keep their children from joining today's drug culture. Material includes information on ways to communicate with children, how to find out the real facts about drugs and their harmful effects on a child's developing body, and how to build a home that is healthy, happy, and safe for children.

- "How to Tell"/ "When to Test" laminated card — information on how to assess the child's behavior and determine whether the child is using drugs. If so, information is included that will show parents how to go about testing their children for possible drug use through hair analysis.

- The PRIDE Family Pledge — Each member of the family—parents included—signs a family pledge to keep away from illegal drugs. One copy of the pledge can be used as a bookmark. The other copy is found on a dry-erase board to place on the family refrigerator as a daily reminder.

- Just Think, a gift-compact disc (CD) for kids — a gift to children. The song, Just Think, was written and recorded by teens. Parents can listen to the lyrics together with their children and begin to communicate about messages promoted in popular music.

- PDT-90 informational brochure — Cambridge-based Psychomedics Corporation (AMEX: PMD), is a co-sponsor of the The PRIDE Tool Box: Building a Drug-Free Home resource. Included in the tool box is an informational brochure on the company's patented PDT-90 hair analysis drug testing technology. In April 1997, Psychomedics announced the immediate and direct availability of its PDT-90 product at drug store chains across the nation to parents who are concerned about illegal drug use among their children, and who are intent upon establishing a "drug-free zone" in their homes.

MORE

PDT-90 is the first and only patented drug testing service for personal use which employs human hair instead of urine for the detection of illegal drugs. Psychemedics Corporation's proprietary drug test can detect the presence of any of five drug groups: marijuana, cocaine, opiates, methamphetamine and PCP.

Psychemedics Corporation's proprietary technology has been found to be vastly superior to other testing methods, including urinalysis, in identifying drug abuse. PDT-90 offers significant product benefits:

- It can test for drug use within an approximate 90-day period. It therefore offers the most reliable, effective test possible to determine drug use within this time.
- It is easy to use and less embarrassing than urinalysis, because it uses a hair sample for testing.
- It allows testing to be done completely confidentially and anonymously. All testing is performed through code numbers only. No names are ever used.
- It creates a greater deterrent and can provide a "peer-acceptable" excuse if the child finds himself or herself pressured by friends to experiment with drugs.

Psychemedics Corporation's patented technology is currently relied upon by over 950 corporations and over 80 government and medical research programs nationwide. The company's technology is also currently being utilized by a number of high schools across the nation.

"Parents need every tool they can find to prevent drug use," Dr. Gleaton concluded. "The PRIDE Tool Box: Building a Drug-Free Home' is an intelligent, programmed resource that parents can and must utilize in getting involved with their children. Parents must open the lines of communication and then take a 'hands-on' role in preventing drug use among their children. The PRIDE Tool Box helps parents do this."

###

TABLE OF CONTENTS

1 INTRODUCTION	1
1.1 Drug Use Summary	2
1.2 Cigarette Use	2
1.3 Alcohol Use	2
1.4 Marijuana Use	2
1.5 Cocaine Use	3
1.6 Hallucinogen (LSD) Use	4
2 STANDARD GRAPHICS	5
2.1 Frequency of Use	6
2.2 Where Do You Use	7
2.3 When Do You Use	10
2.4 Harmful to Health	13
2.5 How Easy Is It To Get	16
3 SUMMARY STATISTICS	19
3.1 Guns	20
3.2 Gangs	21
3.3 Suicide	22
3.4 Threatening Behaviors	23
3.5 Trouble With The Police	24
3.6 Personal Safety	25
3.7 Risk and Protective Factors	26
3.7.1 Community - Risk Factors	26
3.7.2 Community - Protective Factors	26
3.7.3 School - Risk Factors	27
3.7.4 School - Protective Factors	27
3.7.5 Family - Risk Factors	27
3.7.6 Family - Protective Factors	27
3.7.7 Individual - Risk Factors	28
3.7.8 Individual - Protective Factors	28
4 PERCENTAGE TABLES	29
4.1 Personal & Family Information	30
4.2 Student Characteristics	33
4.3 Harmful To Health	39
4.4 Within The Past Year How Often Have You Used	43
4.5 What Effect Do You Most Often Get When You Use	48

Table of Contents

ii

4.6 Where Do You Use	52
4.7 When Do You Use	56
4.8 While At School Have You	60
4.9 While Not At School Have You	64
4.10 How Easy Is It To Get	68
4.11 Frequency of Use	72

LIST OF TABLES

4.1 - Ethnic Origin	30
4.2 - Sex	30
4.3 - Age	30
4.4 - Do you live with:	31
4.5 - Do you have a job?	31
4.6 - Does your father have a job?	31
4.7 - Does your mother have a job?	32
4.8 - What is the educational level of your father?	32
4.9 - What is the educational level of your mother?	32
4.10 - Do you make good grades?	33
4.11 - Do you get into trouble at school?	33
4.12 - Do you take part in school activities such as sports teams, band, clubs, etc?	33
4.13 - Do you take part in community activities such as scouts, rec teams, youth clubs, etc?	34
4.14 - Do you attend church, synagogue, etc?	34
4.15 - Do you go to parties?	34
4.16 - Do you use alcohol/drugs at parties?	35
4.17 - Have you threatened to harm a teacher?	35
4.18 - Have you threatened to harm one or both of your parents, guardian, etc?	35
4.19 - Do your parents talk with you about the problems of alcohol/drugs?	36
4.20 - Do your friends talk with you about the problems of alcohol/drugs?	36
4.21 - Do your parents set clear rules for you?	36
4.22 - Do your parents punish you when you break the rules?	37
4.23 - Have you been in trouble with the police?	37
4.24 - Do you take part in gang activities?	37
4.25 - Have you thought about committing suicide?	38
4.26 - In 5th grade, did your class participate in the DARE program?	38
4.27 - Have your teachers taught you about the dangers of alcohol/drugs?	38
4.28 - Do you feel that using cigarettes is harmful to your health?	39
4.29 - Do you feel that using beer is harmful to your health?	39
4.30 - Do you feel that using wine coolers is harmful to your health?	39
4.31 - Do you feel that using liquor is harmful to your health?	40
4.32 - Do you feel that using marijuana is harmful to your health?	40
4.33 - Do you feel that using cocaine is harmful to your health?	40
4.34 - Do you feel that using uppers is harmful to your health?	41
4.35 - Do you feel that using downers is harmful to your health?	41
4.36 - Do you feel that using inhalants is harmful to your health?	41
4.37 - Do you feel that using hallucinogens is harmful to your health?	42

4.38 - Do you feel that using heroin is harmful to your health?	42
4.39 - Do you feel that using designer drugs is harmful to your health?	42
4.40 - Within the past year how often have you smoked cigarettes?	43
4.41 - Within the past year how often have you drunk beer?	43
4.42 - Within the past year how often have you drunk wine coolers?	43
4.43 - Within the past year how often have you drunk liquor?	44
4.44 - Within the past year how often have you smoked marijuana?	44
4.45 - Within the past year how often have you used cocaine?	44
4.46 - Within the past year how often have you used uppers?	45
4.47 - Within the past year how often have you used downers?	45
4.48 - Within the past year how often have you used inhalants?	45
4.49 - Within the past year how often have you used hallucinogens?	46
4.50 - Within the past year how often have you use heroin?	46
4.51 - Within the past year how often have you use designer drugs?	46
4.52 - Within the past year how often have you drunk alcohol?	47
4.53 - Within the past year how often have you use illicit drugs?	47
4.54 - What effect do you most often get when you drink beer?	48
4.55 - What effect do you most often get when you drink wine coolers?	48
4.56 - What effect do you most often get when you drink liquor?	48
4.57 - What effect do you most often get when you smoke marijuana?	49
4.58 - What effect do you most often get when you use cocaine?	49
4.59 - What effect do you most often get when you use uppers?	49
4.60 - What effect do you most often get when you use downers?	50
4.61 - What effect do you most often get when you use inhalants?	50
4.62 - What effect do you most often get when you use hallucinogens?	50
4.63 - What effect do you most often get when you use heroin?	51
4.64 - What effect do you most often get when you use designer drugs?	51
4.65 - Where do you smoke cigarettes?	52
4.66 - Where do you drink beer?	52
4.67 - Where do you drink wine coolers?	52
4.68 - Where do you drink liquor?	53
4.69 - Where do you smoke marijuana?	53
4.70 - Where do you use cocaine?	53
4.71 - Where do you use uppers?	54
4.72 - Where do you use downers?	54
4.73 - Where do you use inhalants?	54
4.74 - Where do you use hallucinogens?	55
4.75 - Where do you use heroin?	55
4.76 - Where do you use designer drugs?	55
4.77 - When do you smoke cigarettes?	56
4.78 - When do you drink beer?	56
4.79 - When do you drink wine or wine coolers?	56
4.80 - When do you drink liquor?	57
4.81 - When do you smoke marijuana?	57

4.82 - When do you use cocaine?	57
4.83 - When do you use uppers?	58
4.84 - When do you use downers?	58
4.85 - When do you use inhalants?	58
4.86 - When do you use hallucinogens?	59
4.87 - When do you use heroin?	59
4.88 - When do you use designer drugs?	59
4.89 - While at school have you carried a gun?	60
4.90 - While at school have you carried a knife, club or other weapon?	60
4.91 - While at school have you threatened a student with a gun, knife or club?	60
4.92 - While at school have you threatened to hurt a student by hitting, slapping or kicking?	61
4.93 - While at school have you hurt a student by using a gun, knife or club?	61
4.94 - While at school have you hurt a student by hitting, slapping or kicking?	61
4.95 - While at school have you been threatened with a gun, knife or club by a student?	62
4.96 - While at school have you had a student threaten to hit, slap or kick you?	62
4.97 - While at school have you been afraid a student may hurt you?	62
4.98 - While at school have you been hurt by a student using a gun, knife or club?	63
4.99 - While at school have you been hurt by a student who hit, slapped or kicked you?	63
4.100 - While not at school have you carried a gun?	64
4.101 - While not at school have you carried a knife, club or other weapon?	64
4.102 - While not at school have you been threatened with a gun, knife or club by a student?	64
4.103 - While not at school have you been threatened with a gun, knife or club by an adult?	65
4.104 - While not at school have you been threatened by a student to beat you up?	65
4.105 - While not at school have you been threatened by an adult to beat you up?	65
4.106 - While not at school have you been hurt by a student using a gun, knife or club?	66
4.107 - While not at school have you been hurt by an adult using a gun, knife or club?	66
4.108 - While not at school have you been afraid a student will hurt you?	66
4.109 - While not at school have you been afraid an adult will hurt you?	67
4.110 - How easy is it to get cigarettes?	68
4.111 - How easy is it to get beer?	68
4.112 - How easy is it to get wine coolers?	68
4.113 - How easy is it to get liquor?	69
4.114 - How easy is it to get marijuana?	69
4.115 - How easy is it to get cocaine?	69
4.116 - How easy is it to get uppers?	70
4.117 - How easy is it to get downers?	70
4.118 - How easy is it to get inhalants?	70
4.119 - How easy is it to get hallucinogens?	71

List of Tables

vi

4.120 - How easy is it to get heroin?	71
4.121 - How easy is it to get designer drugs?	71
4.122 - Frequency of Use -- Cigarettes	72
4.123 - Frequency of Use -- Beer	72
4.124 - Frequency of Use -- Wine Coolers	72
4.125 - Frequency of Use -- Liquor	73
4.126 - Frequency of Use -- Marijuana	73
4.127 - Frequency of Use -- Cocaine	73
4.128 - Frequency of Use -- Uppers	74
4.129 - Frequency of Use -- Downers	74
4.130 - Frequency of Use -- Inhalants	74
4.131 - Frequency of Use -- Hallucinogens	75
4.132 - Frequency of Use -- Heroin	75
4.133 - Frequency of Use -- Designer Drugs	75
4.134 - Frequency of Use -- Alcohol	76
4.135 - Frequency of Use -- Illicit Drugs	76

LIST OF FIGURES

2.1 - % Students Who Use Tobacco, Alcohol and Marijuana	6
2.2 - % Students Who Use Illicit Drugs	6
2.3 - Where Do You Use Beer	7
2.4 - Where Do You Use Liquor	7
2.5 - Where Do You Use Marijuana	7
2.6 - Where Do You Use Cocaine	8
2.7 - Where Do You Use Inhalants	8
2.8 - Where Do You Use Hallucinogens	9
2.9 - When Do You Use Beer	10
2.10 - When Do You Use Liquor	10
2.11 - When Do You Use Marijuana	10
2.12 - When Do You Use Cocaine	11
2.13 - When Do You Use Inhalants	11
2.14 - When Do You Use Hallucinogens	12
2.15 - Is It Harmful To Use Beer	13
2.16 - Is It Harmful To Use Liquor	13
2.17 - Is It Harmful To Use Marijuana	13
2.18 - Is It Harmful To Use Cocaine	14
2.19 - Is It Harmful To Use Inhalants	14
2.20 - Is It Harmful To Use Hallucinogens	15
2.21 - How Easy Is It To Get Beer	16
2.22 - How Easy Is It To Get Liquor	16
2.23 - How Easy Is It To Get Marijuana	16
2.24 - How Easy Is It To Get Cocaine	17
2.25 - How Easy Is It To Get Inhalants	17
2.26 - How Easy Is It To Get Hallucinogens	18
3.1 - Drug Use of Student(s) Who Carry Guns VS Student(s) Who Do Not	20
3.2 - Drug Use of Student(s) In Gangs VS Student(s) Not In Gangs	21
3.3 - Drug Use of Student(s) Who Think of Suicide Often or A Lot VS Student(s) Who Do Not	22
3.4 - Drug Use of Student(s) Who Threaten VS Student(s) Who Do Not	23
3.5 - Drug Use of Student(s) Who Get In Trouble With Police VS Those Who Do Not	24

1.1. Drug Use Summary

- Number of 6th grade students surveyed: 18639
- Number of 7th grade students surveyed: 20983
- Number of 8th grade students surveyed: 28449
- Number of 9th grade students surveyed: 20344
- Number of 10th grade students surveyed: 20830
- Number of 11th grade students surveyed: 16300
- Number of 12th grade students surveyed: 15532
- Number of students surveyed: 141077

1.2. Cigarette Use

18.4 percent of your 6th grade students said they smoked cigarettes within the past year (1995-96 PRIDE National Avg. = 17.5%). **30.2** percent of your 7th grade students said they smoked cigarettes within the past year (1995-96 PRIDE National Avg. = 30.8%). **41.7** percent of your 8th grade students said they smoked cigarettes within the past year (1995-96 PRIDE National Avg. = 39.1%). **46.9** percent of your 9th grade students said they smoked cigarettes within the past year (1995-96 PRIDE National Avg. = 45.8%). **50.3** percent of your 10th grade students said they smoked cigarettes within the past year (1995-96 PRIDE National Avg. = 48.5%). **52.1** percent of your 11th grade students said they smoked cigarettes within the past year (1995-96 PRIDE National Avg. = 49.2%). **52.4** percent of your 12th grade students said they smoked cigarettes within the past year (1995-96 PRIDE National Avg. = 50.0%).

1.3. Alcohol Use

20.3 percent of your 6th grade students said they drank beer within the past year (1995-96 PRIDE National Avg. = 18.8%). **31.3** percent of your 7th grade students said they drank beer within the past year (1995-96 PRIDE National Avg. = 31.3%). **43.0** percent of your 8th grade students said they drank beer within the past year (1995-96 PRIDE National Avg. = 42.3%). **52.9** percent of your 9th grade students said they drank beer within the past year (1995-96 PRIDE National Avg. = 52.3%). **59.0** percent of your 10th grade students said they drank beer within the past year (1995-96 PRIDE National Avg. = 59.9%). **63.4** percent of your 11th grade students said they drank beer within the past year (1995-96 PRIDE National Avg. = 60.9%). **65.3** percent of your 12th grade students said they drank beer within the past year (1995-96 PRIDE National Avg. = 64.9%).

14.1 percent of your 6th grade students reported getting *very high* or *bombed* when they drank beer. **14.0** percent of your 7th grade students reported getting *very high* or *bombed* when they drank beer. **17.9** percent of your 8th grade students reported getting *very high* or *bombed* when they drank beer. **24.2** percent of your 9th grade students reported getting *very high* or *bombed* when they drank beer. **32.1** percent of your 10th grade students reported getting *very high* or *bombed* when they drank beer. **34.3** percent of your 11th grade students reported getting *very high* or *bombed* when they drank beer. **38.3** percent of your 12th grade students reported getting *very high* or *bombed* when they drank beer.

1.4. Marijuana Use

5.6 percent of your 6th grade students said they smoked marijuana within the past year (1995-96 PRIDE National Avg. = 4.4%). **12.7** percent of your 7th grade students said they smoked

Local percentages below 1% are not reported.

marijuana within the past year (1995-96 PRIDE National Avg. = 11.8%). **22.0** percent of your 8th grade students said they smoked marijuana within the past year (1995-96 PRIDE National Avg. = 19.8%). **30.0** percent of your 9th grade students said they smoked marijuana within the past year (1995-96 PRIDE National Avg. = 28.6%). **36.0** percent of your 10th grade students said they smoked marijuana within the past year (1995-96 PRIDE National Avg. = 34.4%). **39.3** percent of your 11th grade students said they smoked marijuana within the past year (1995-96 PRIDE National Avg. = 36.4%). **39.4** percent of your 12th grade students said they smoked marijuana within the past year (1995-96 PRIDE National Avg. = 37.9%).

74.4 percent of your 6th grade students reported getting *very high* or *bombed* when they smoked marijuana. **72.1** percent of your 7th grade students reported getting *very high* or *bombed* when they smoked marijuana. **74.2** percent of your 8th grade students reported getting *very high* or *bombed* when they smoked marijuana. **75.9** percent of your 9th grade students reported getting *very high* or *bombed* when they smoked marijuana. **74.6** percent of your 10th grade students reported getting *very high* or *bombed* when they smoked marijuana. **72.7** percent of your 11th grade students reported getting *very high* or *bombed* when they smoked marijuana. **73.2** percent of your 12th grade students reported getting *very high* or *bombed* when they smoked marijuana.

3.6 percent of your 6th grade students reported they smoked marijuana on weekends vs **0.6** percent who reported use during school. **8.9** percent of your 7th grade students reported they smoked marijuana on weekends vs **1.0** percent who reported use during school. **17.0** percent of your 8th grade students reported they smoked marijuana on weekends vs **1.9** percent who reported use during school. **23.2** percent of your 9th grade students reported they smoked marijuana on weekends vs **4.4** percent who reported use during school. **28.9** percent of your 10th grade students reported they smoked marijuana on weekends vs **5.9** percent who reported use during school. **32.0** percent of your 11th grade students reported they smoked marijuana on weekends vs **5.8** percent who reported use during school. **31.6** percent of your 12th grade students reported they smoked marijuana on weekends vs **6.2** percent who reported use during school.

1.5. Cocaine Use

1.7 percent of your 6th grade students said they used cocaine within the past year (1995-96 PRIDE National Avg. = 1.6%). **2.7** percent of your 7th grade students said they used cocaine within the past year (1995-96 PRIDE National Avg. = 2.8%). **4.1** percent of your 8th grade students said they used cocaine within the past year (1995-96 PRIDE National Avg. = 3.3%). **5.0** percent of your 9th grade students said they used cocaine within the past year (1995-96 PRIDE National Avg. = 4.4%). **5.6** percent of your 10th grade students said they used cocaine within the past year (1995-96 PRIDE National Avg. = 5.4%). **6.4** percent of your 11th grade students said they used cocaine within the past year (1995-96 PRIDE National Avg. = 5.8%). **7.0** percent of your 12th grade students said they used cocaine within the past year (1995-96 PRIDE National Avg. = 7.1%).

83.7 percent of your 6th grade students reported getting *very high* or *bombed* when they used cocaine. **79.2** percent of your 7th grade students reported getting *very high* or *bombed* when they used cocaine. **78.2** percent of your 8th grade students reported getting *very high* or *bombed* when they used cocaine. **76.5** percent of your 9th grade students reported getting *very high* or *bombed* when they used cocaine. **79.2** percent of your 10th grade students reported getting *very high* or *bombed* when they used cocaine. **76.4** percent of your 11th grade students reported getting *very high* or *bombed* when they used cocaine. **77.1** percent of your 12th grade students reported getting *very high* or *bombed* when they used cocaine.

1.6. Hallucinogen (LSD) Use

1.9 percent of your 6th grade students said they used hallucinogens within the past year (1995-96 PRIDE National Avg. = 1.6%). 2.9 percent of your 7th grade students said they used hallucinogens within the past year (1995-96 PRIDE National Avg. = 3.0%). 5.2 percent of your 8th grade students said they used hallucinogens within the past year (1995-96 PRIDE National Avg. = 4.5%). 7.1 percent of your 9th grade students said they used hallucinogens within the past year (1995-96 PRIDE National Avg. = 6.9%). 9.1 percent of your 10th grade students said they used hallucinogens within the past year (1995-96 PRIDE National Avg. = 9.6%). 10.8 percent of your 11th grade students said they used hallucinogens within the past year (1995-96 PRIDE National Avg. = 10.4%). 11.7 percent of your 12th grade students said they used hallucinogens within the past year (1995-96 PRIDE National Avg. = 12.1%).

76.8 percent of your 6th grade students reported getting *very high* or *bombed* when they used hallucinogens. 75.4 percent of your 7th grade students reported getting *very high* or *bombed* when they used hallucinogens. 79.7 percent of your 8th grade students reported getting *very high* or *bombed* when they used hallucinogens. 81.6 percent of your 9th grade students reported getting *very high* or *bombed* when they used hallucinogens. 86.5 percent of your 10th grade students reported getting *very high* or *bombed* when they used hallucinogens. 88.7 percent of your 11th grade students reported getting *very high* or *bombed* when they used hallucinogens. 90.6 percent of your 12th grade students reported getting *very high* or *bombed* when they used hallucinogens.

CHAPTER 2

STANDARD GRAPHICS

The following graphs will assist you in understanding the relationship of student behavior to alcohol and other drug usage. You are encouraged to make overheads or slides from the graphs for presentations to school faculty, parents, media, and other audiences in the community.

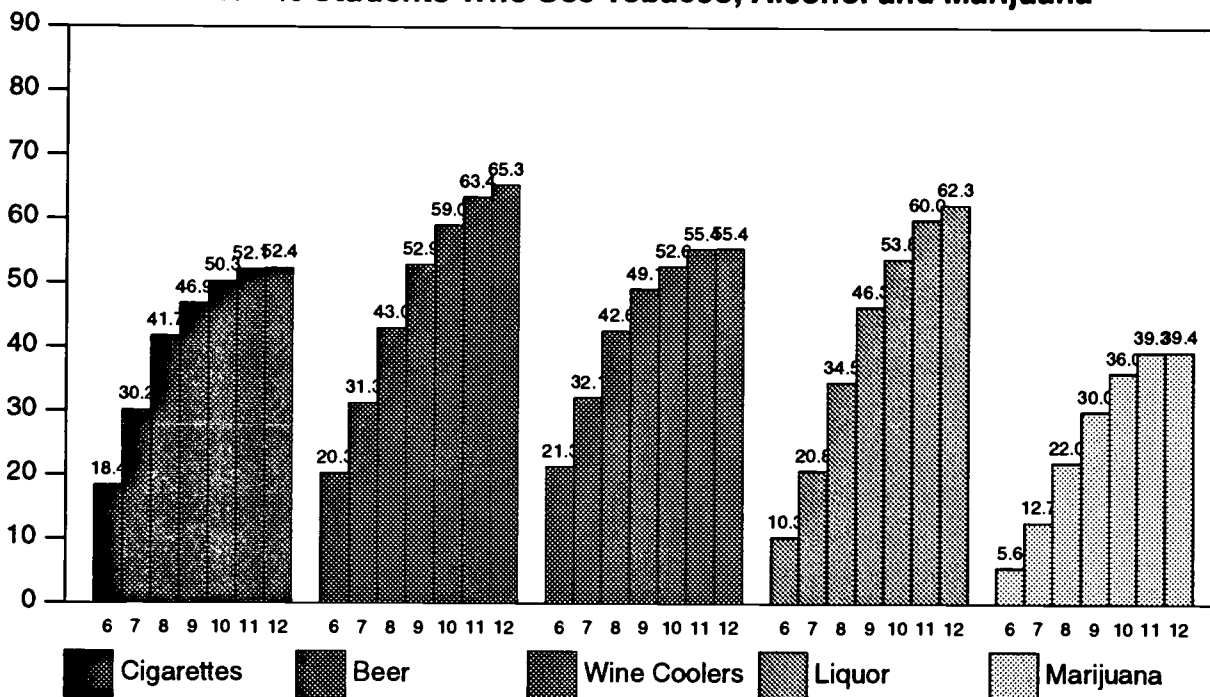
The *Location* and *Time* of drug use graphs will be helpful in understanding the need for a commitment to drug abuse prevention by parents and the larger community - not just by schools. Student alcohol and other drug use occurs most often outside the school and at times when school is not in session.

The *Perceived Harm* of alcohol and other drugs will assist with understanding how the false assumptions concerning harm are related to drug use. When drugs are perceived as harmless, the probability of use increases.

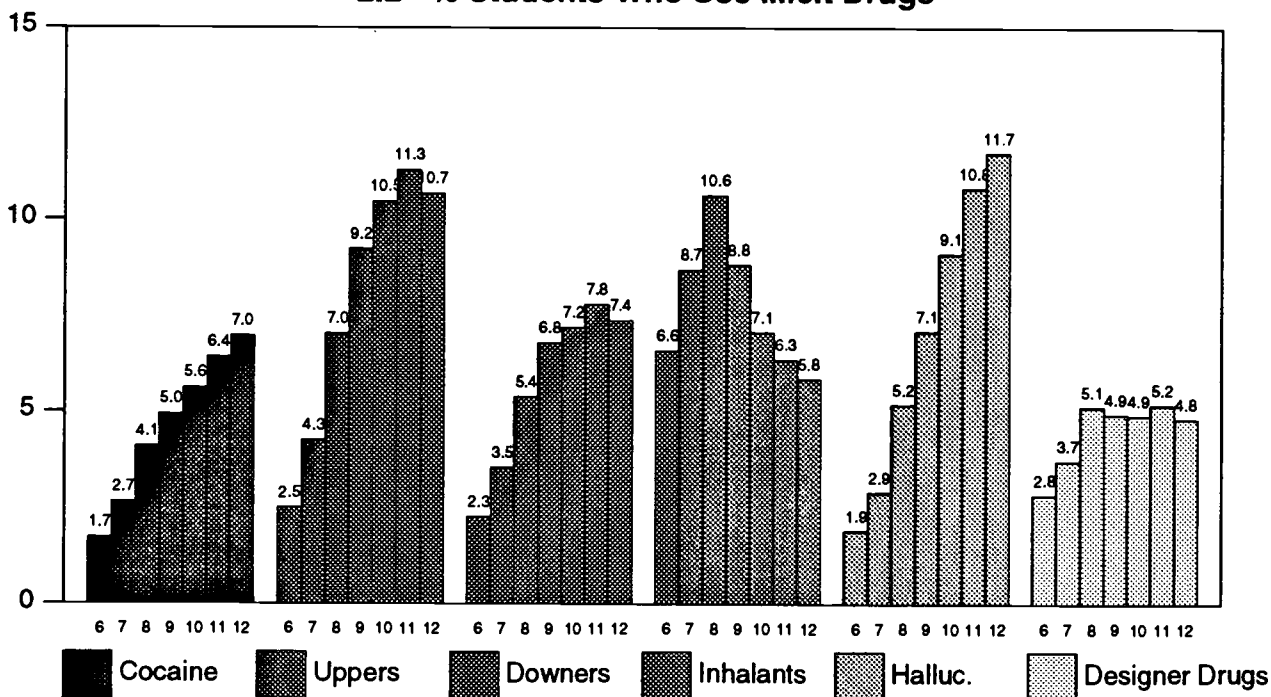
Research indicates that easy access, *Availability*, to drug increases the probability of use. Availability of alcohol and other drugs normally increases at higher grade levels.

2.1. Frequency of Use

2.1 - % Students Who Use Tobacco, Alcohol and Marijuana



2.2 - % Students Who Use Illicit Drugs

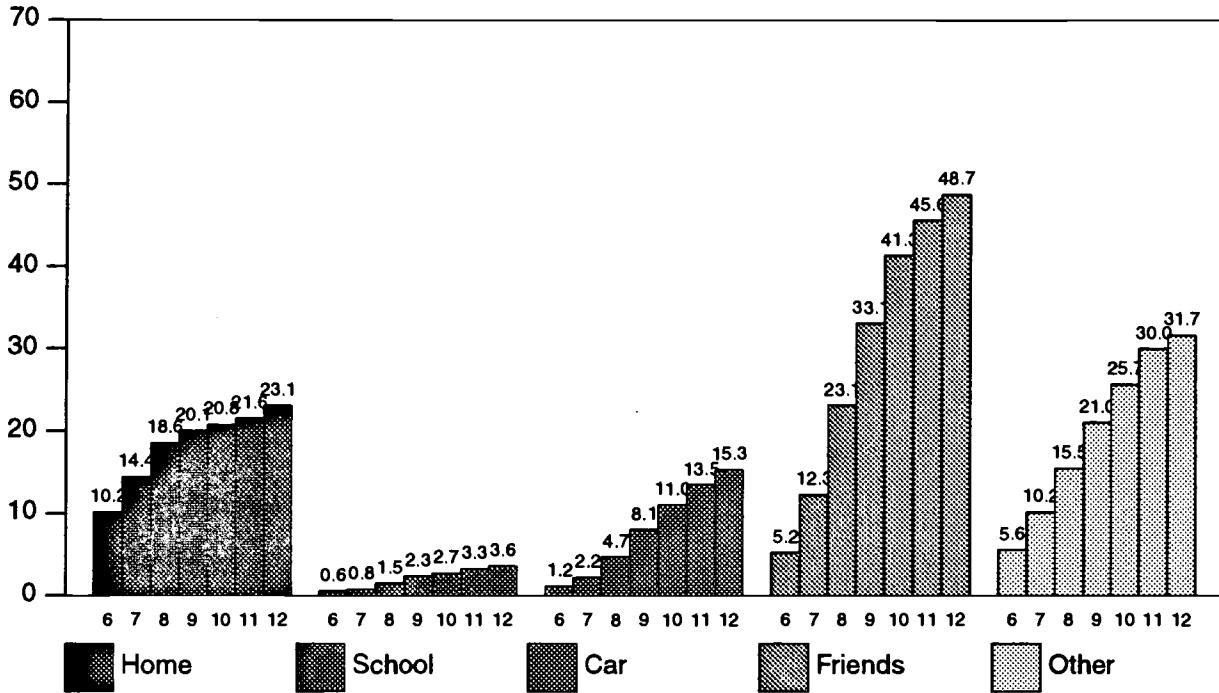


BEST COPY AVAILABLE

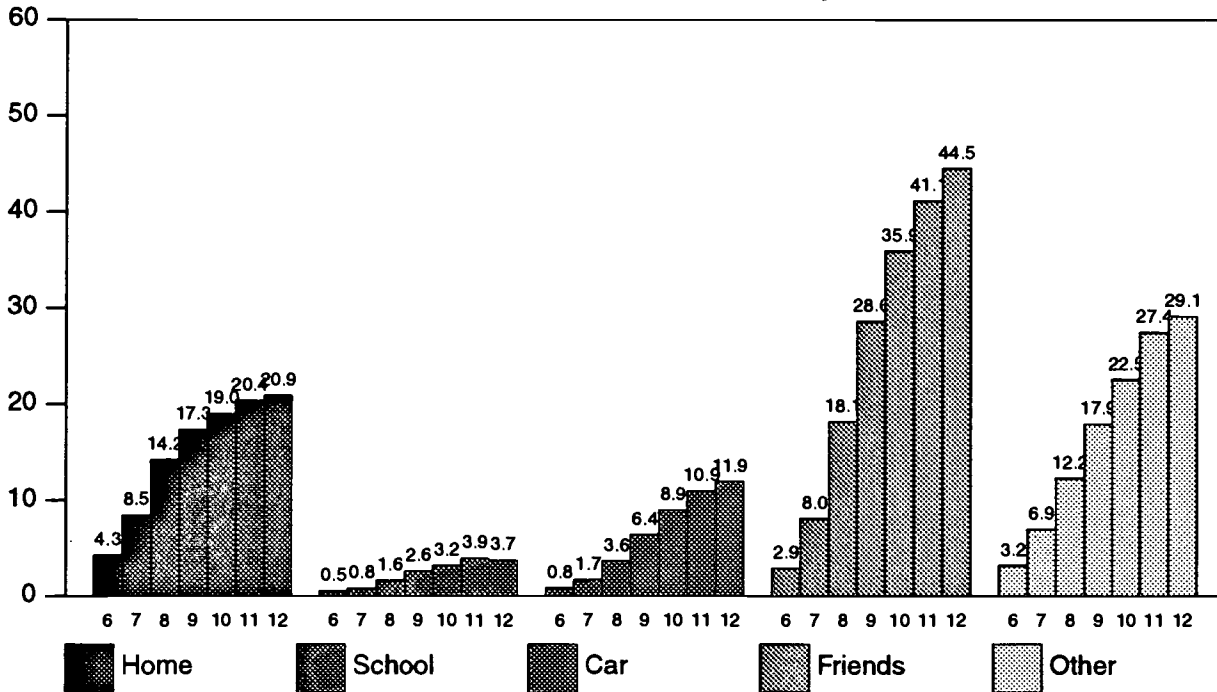
44

2.2. Where Do You Use

2.3 - Where Do You Use Beer

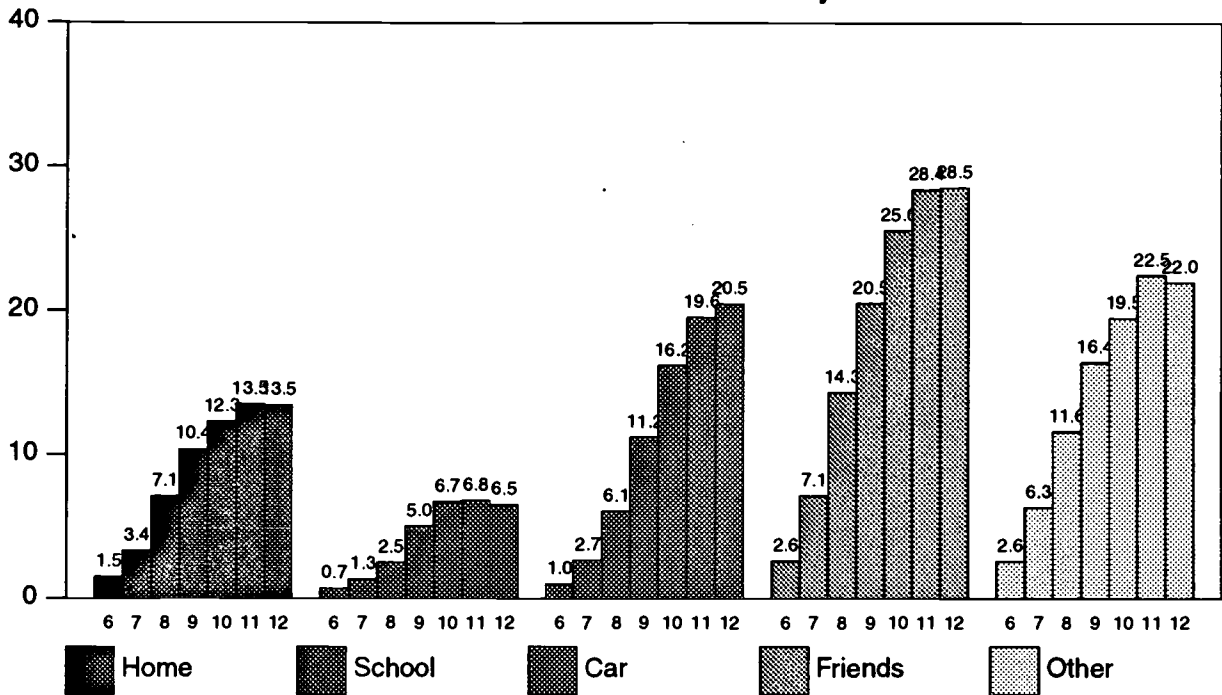


2.4 - Where Do You Use Liquor

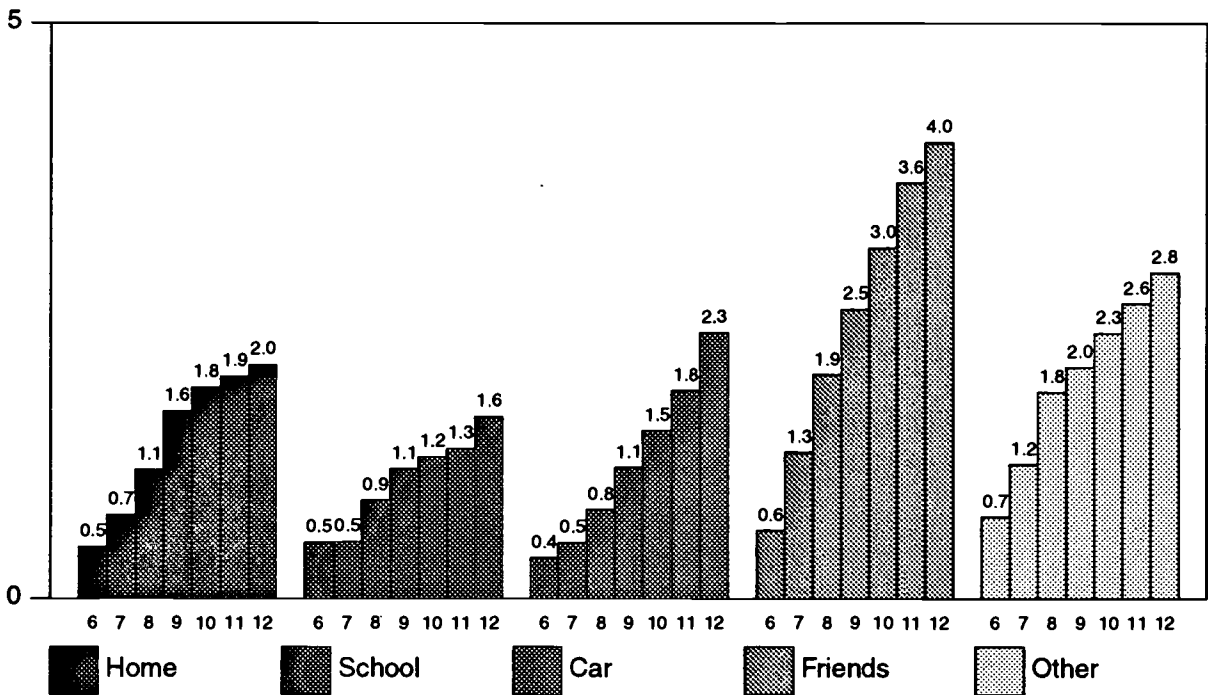


BEST COPY AVAILABLE

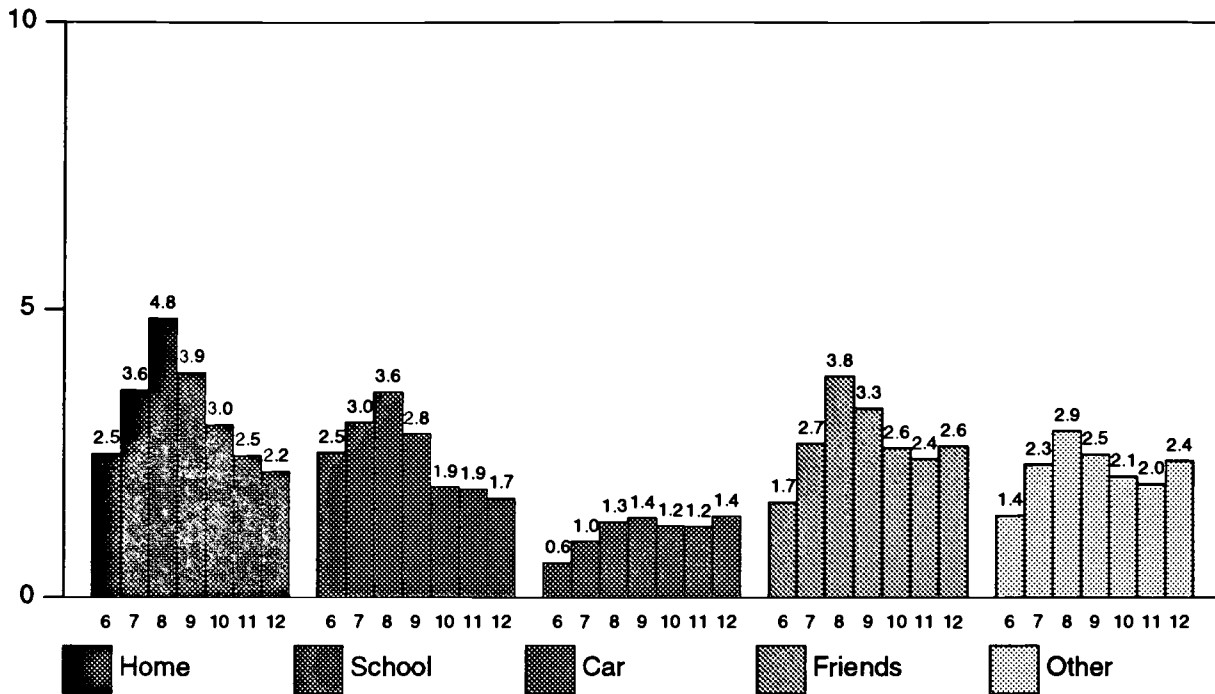
2.5 - Where Do You Use Marijuana



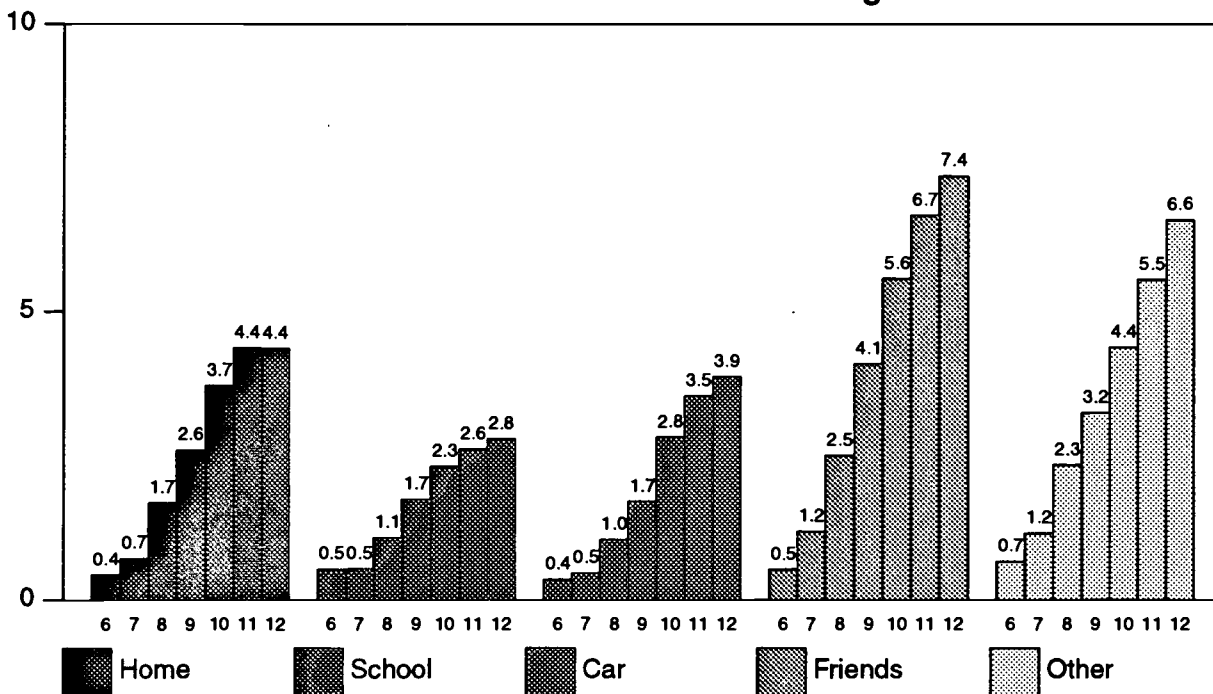
2.6 - Where Do You Use Cocaine



2.7 - Where Do You Use Inhalants



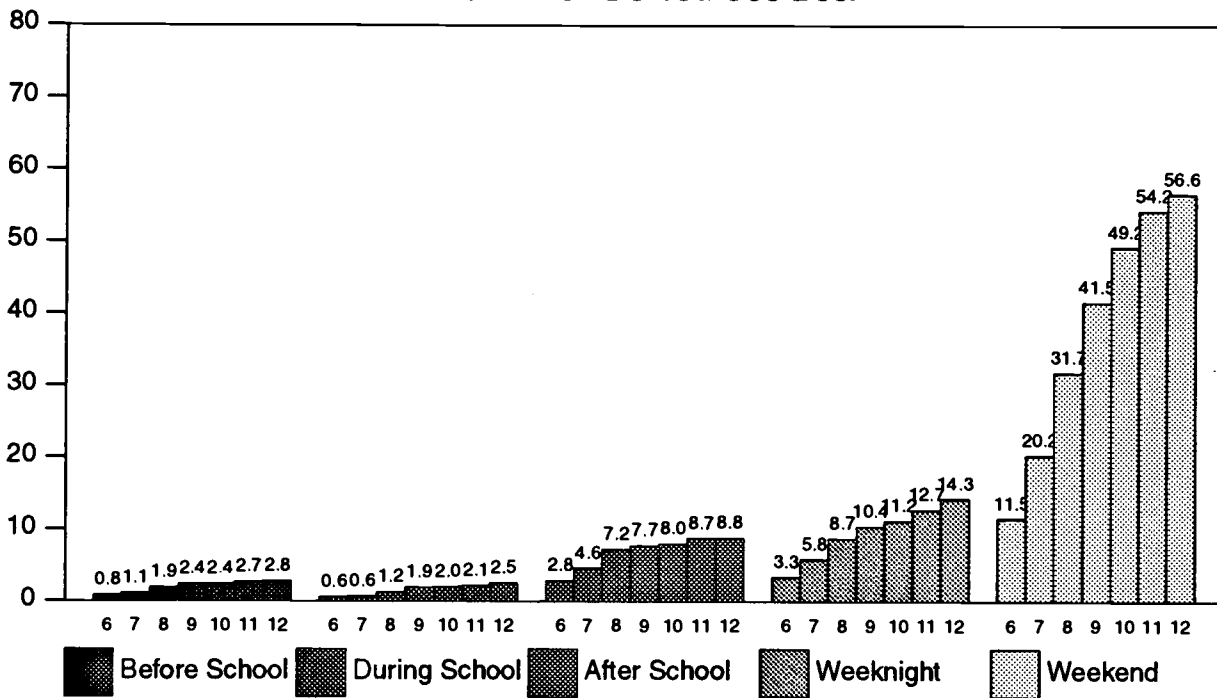
2.8 - Where Do You Use Hallucinogens



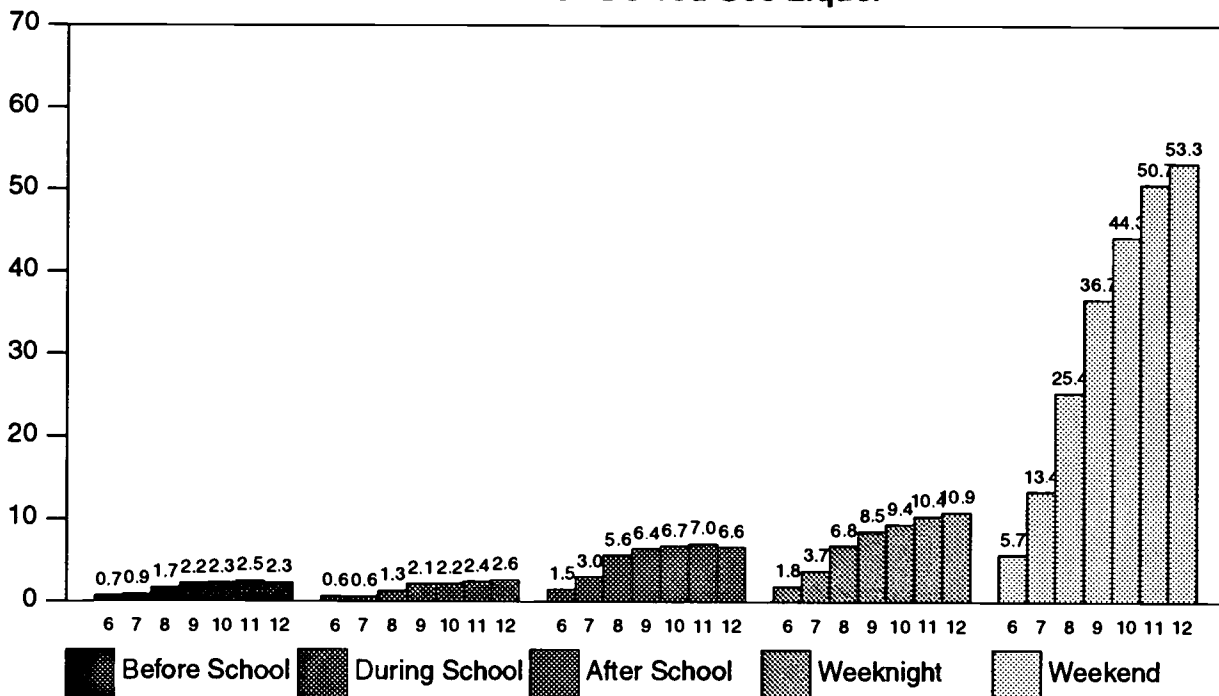
BEST COPY AVAILABLE

2.3. When Do You Use

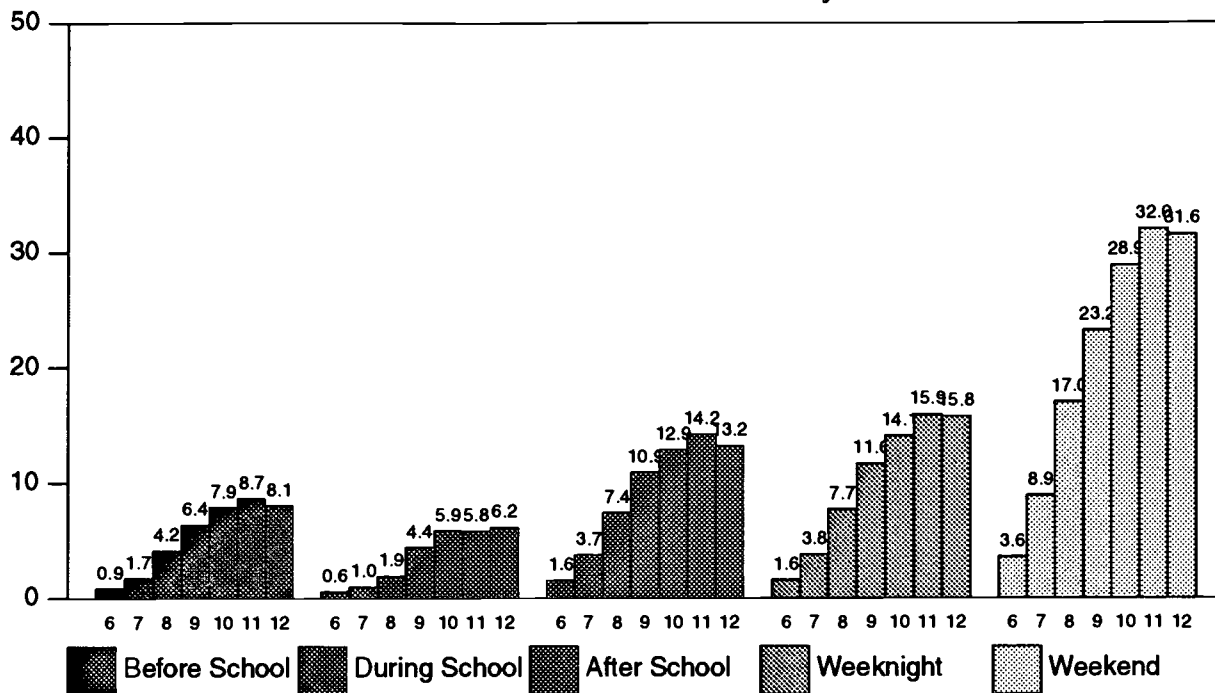
2.9 - When Do You Use Beer



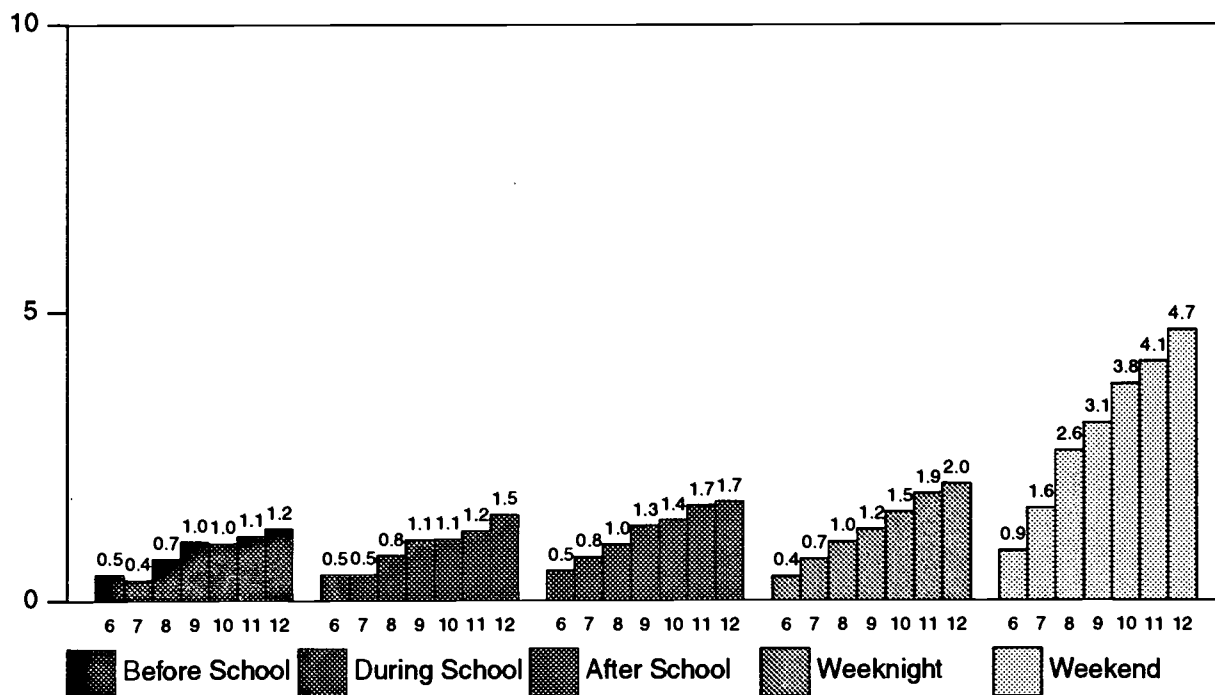
2.10 - When Do You Use Liquor



2.11 - When Do You Use Marijuana

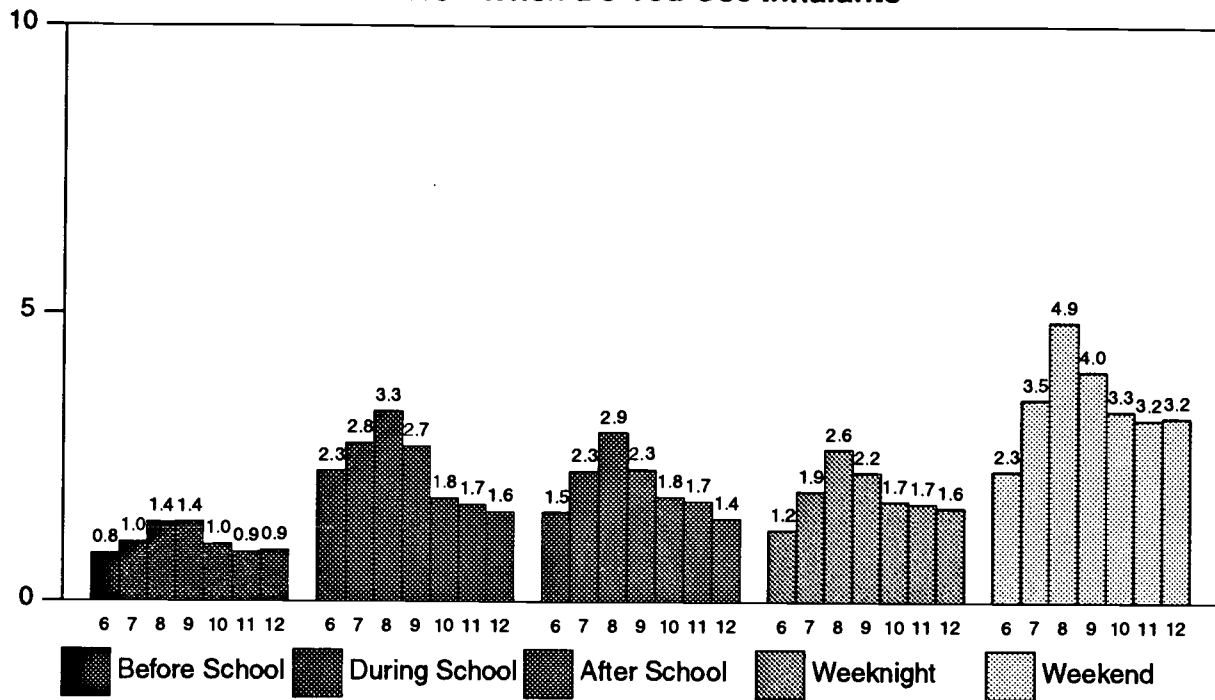


2.12 - When Do You Use Cocaine

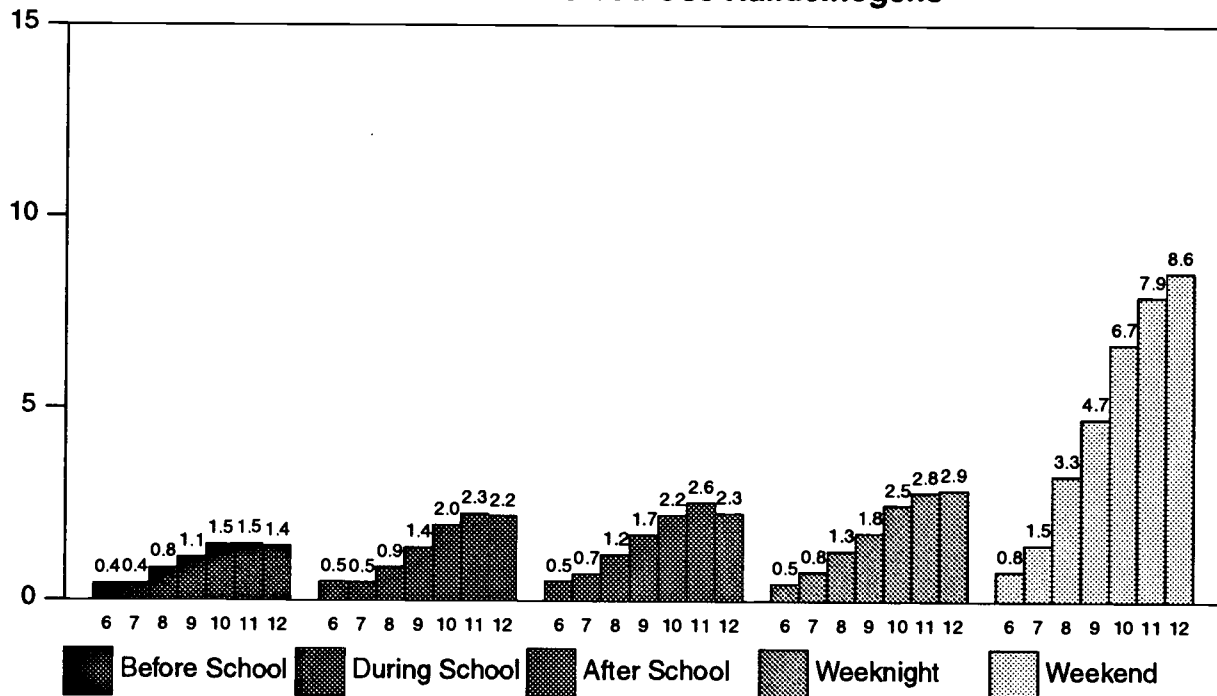


BEST COPY AVAILABLE

2.13 - When Do You Use Inhalants

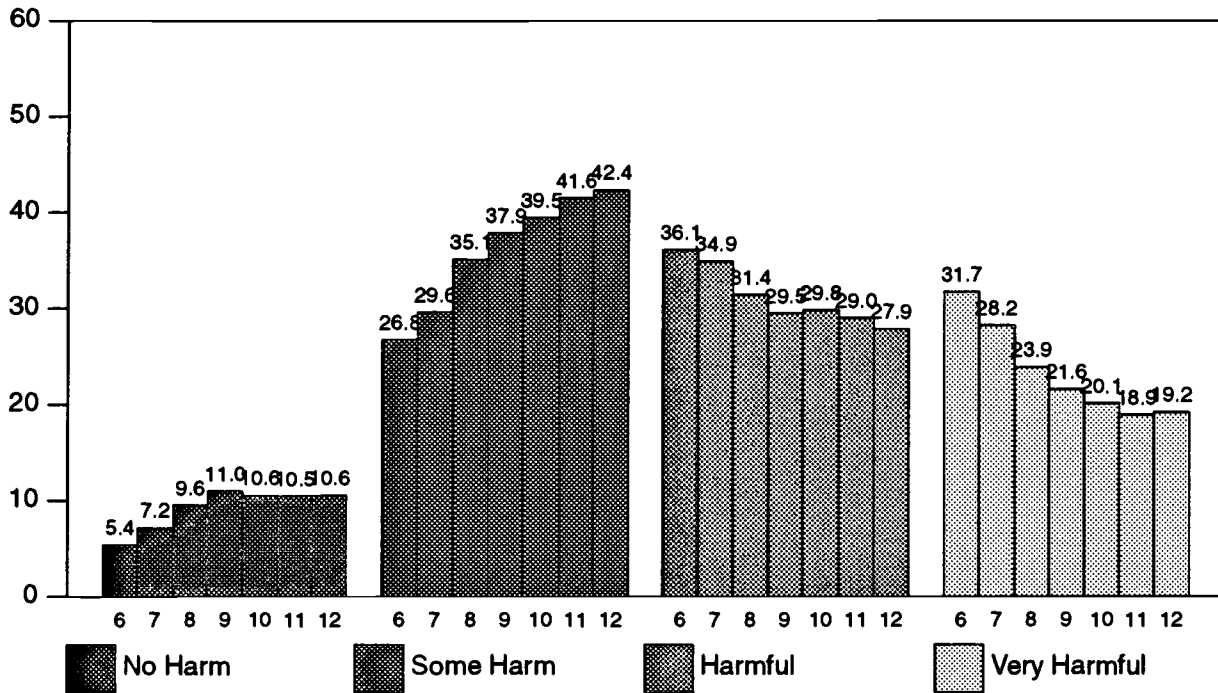


2.14 - When Do You Use Hallucinogens

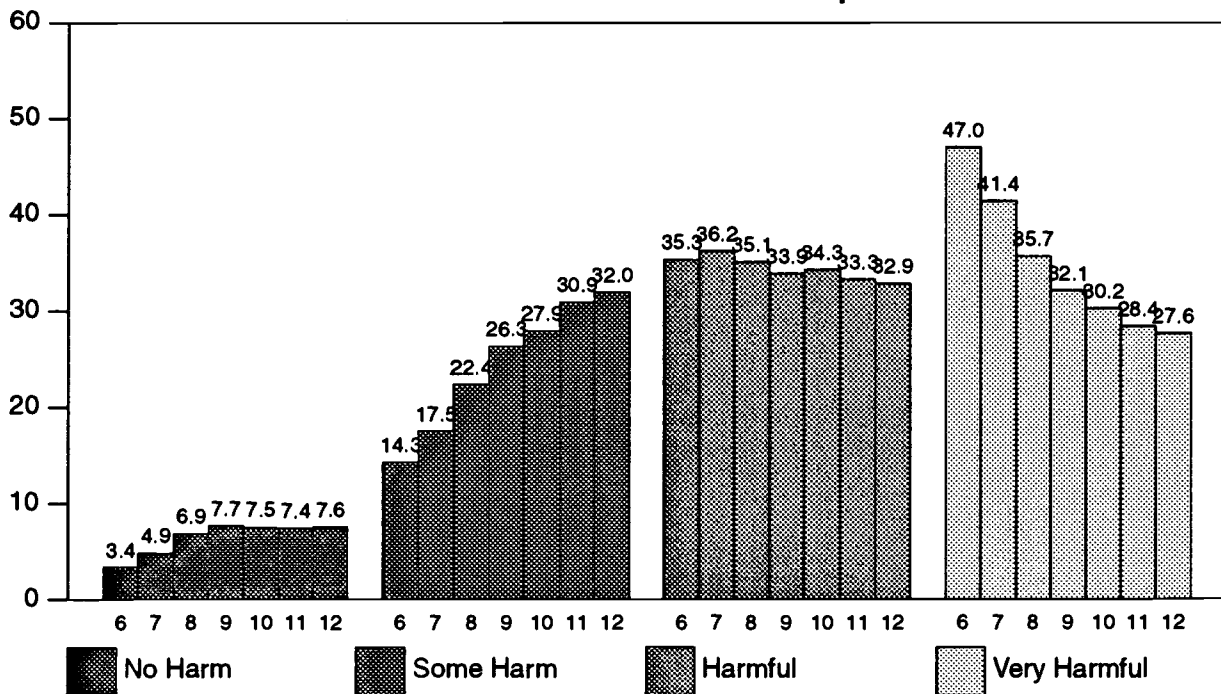


2.4. Harmful to Health

2.15 - Is It Harmful To Use Beer

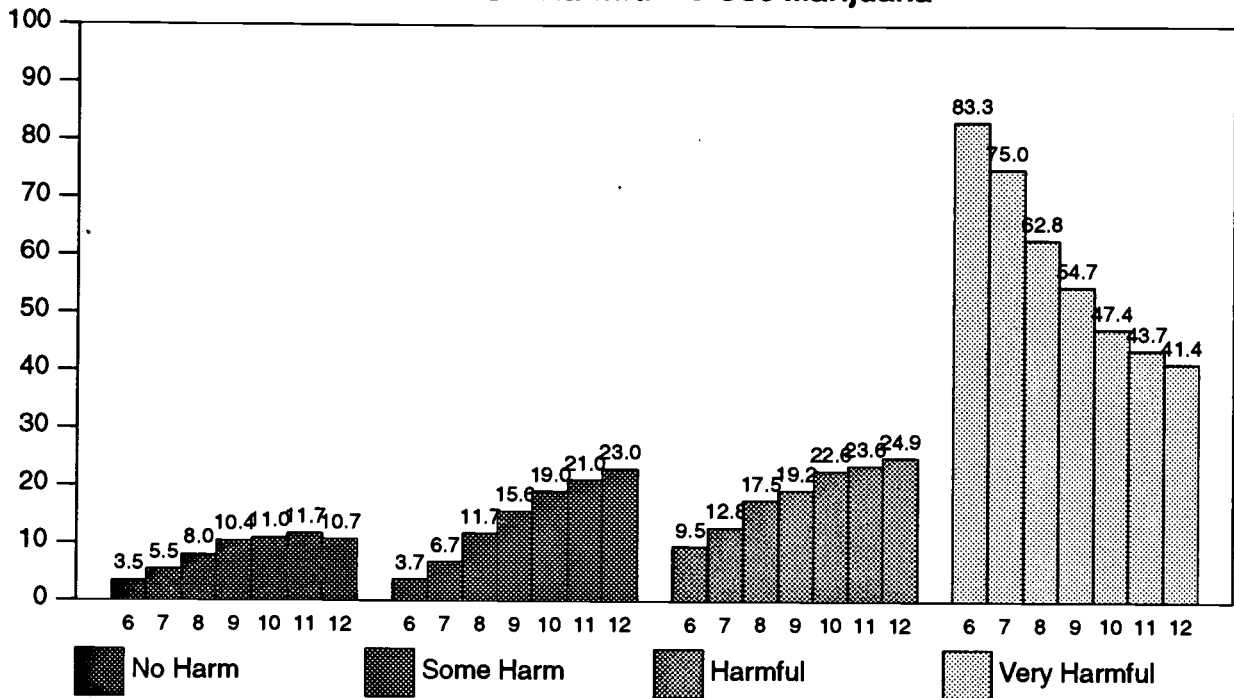


2.16 - Is It Harmful To Use Liquor

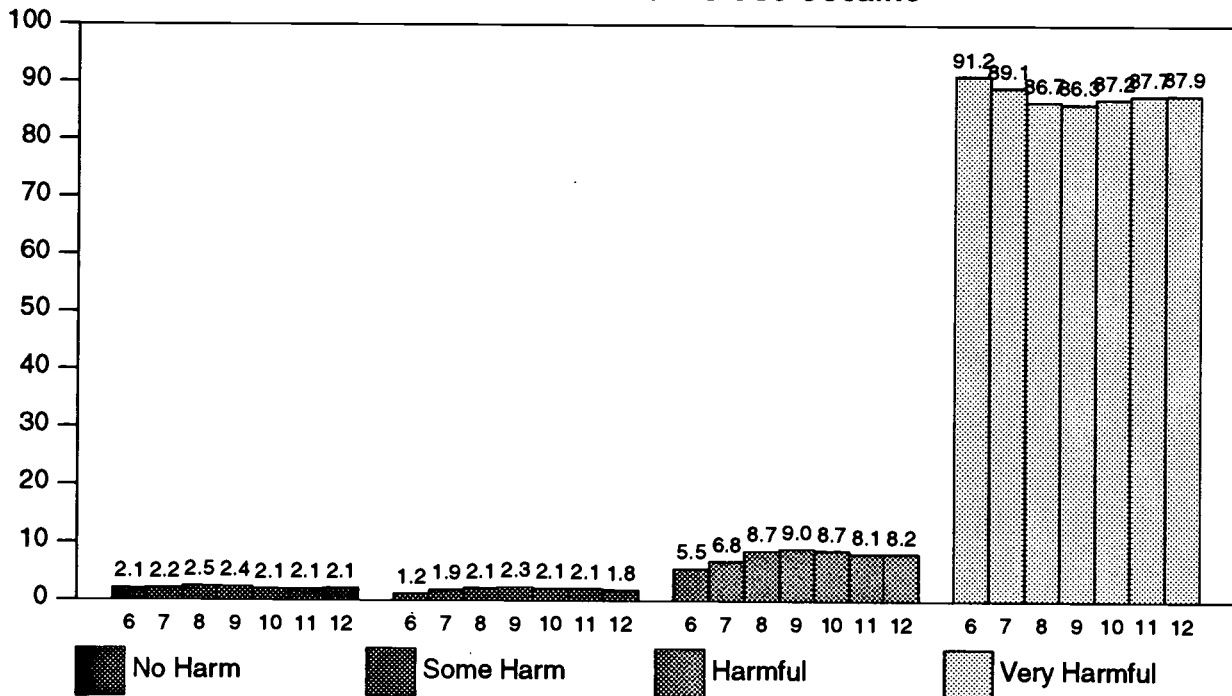


BEST COPY AVAILABLE

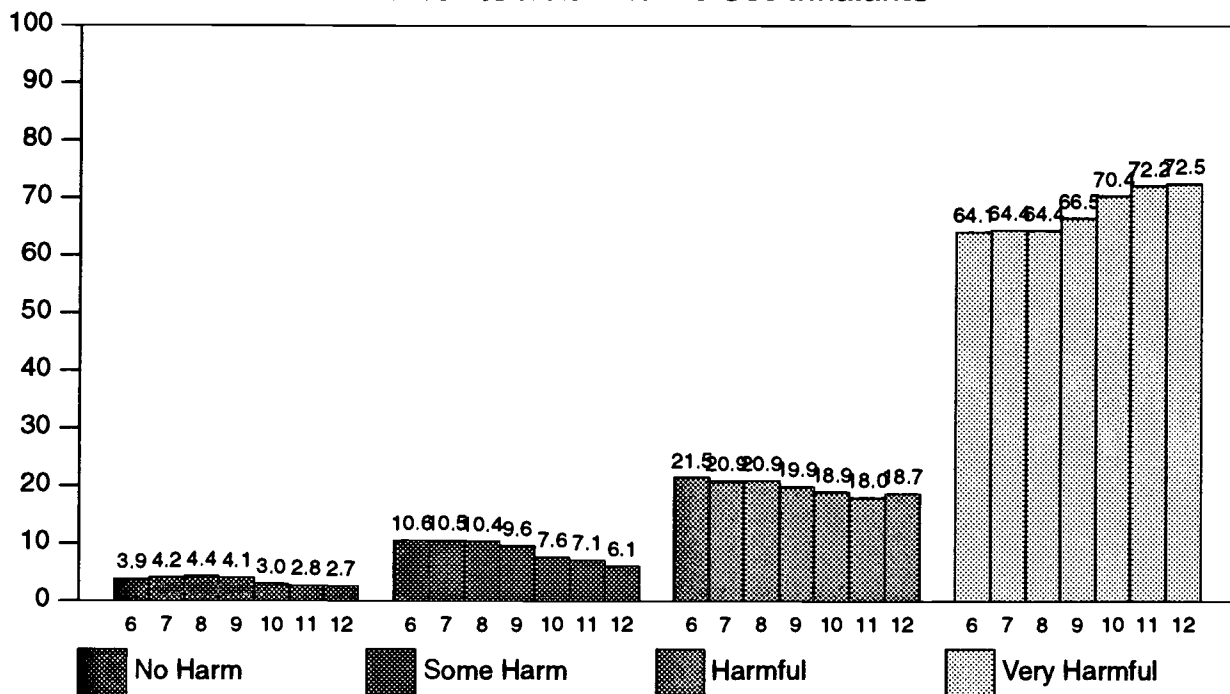
2.17 - Is It Harmful To Use Marijuana



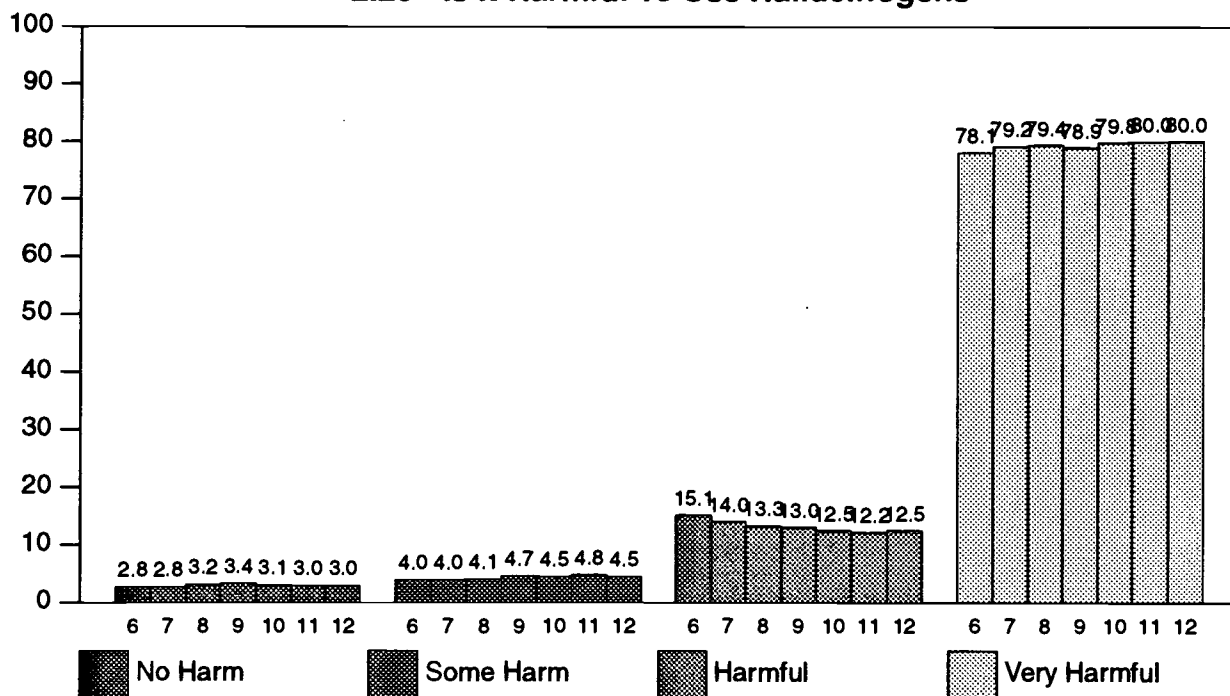
2.18 - Is It Harmful To Use Cocaine



2.19 - Is It Harmful To Use Inhalants



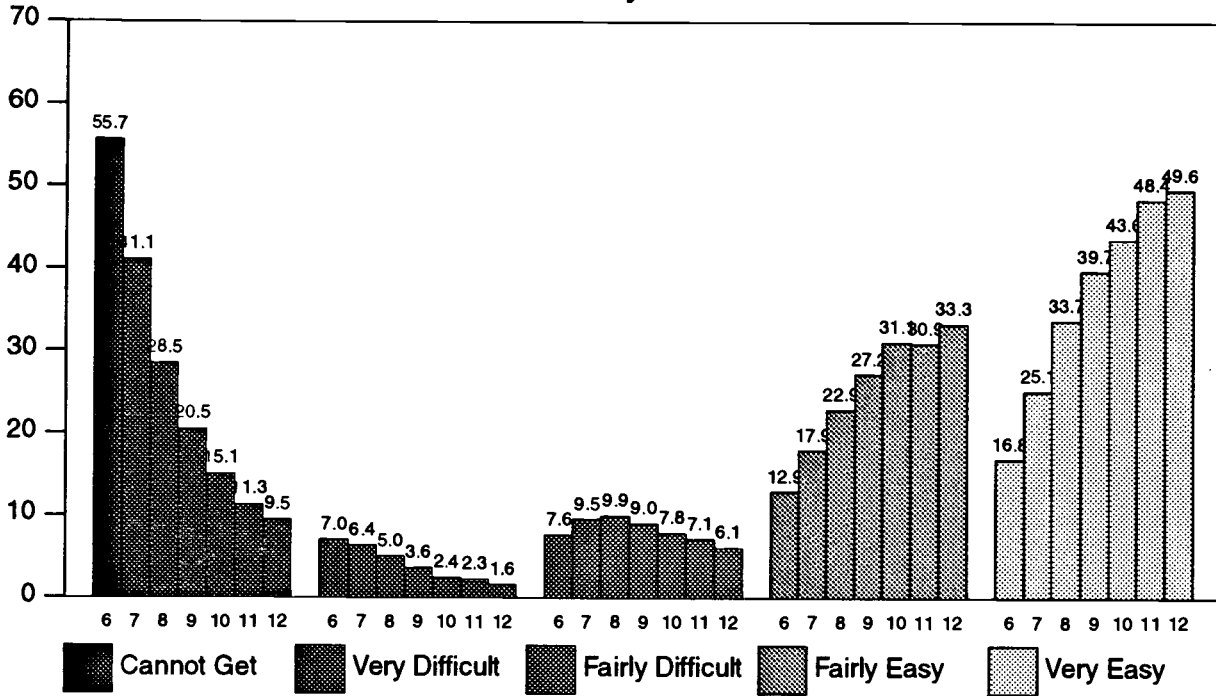
2.20 - Is It Harmful To Use Hallucinogens



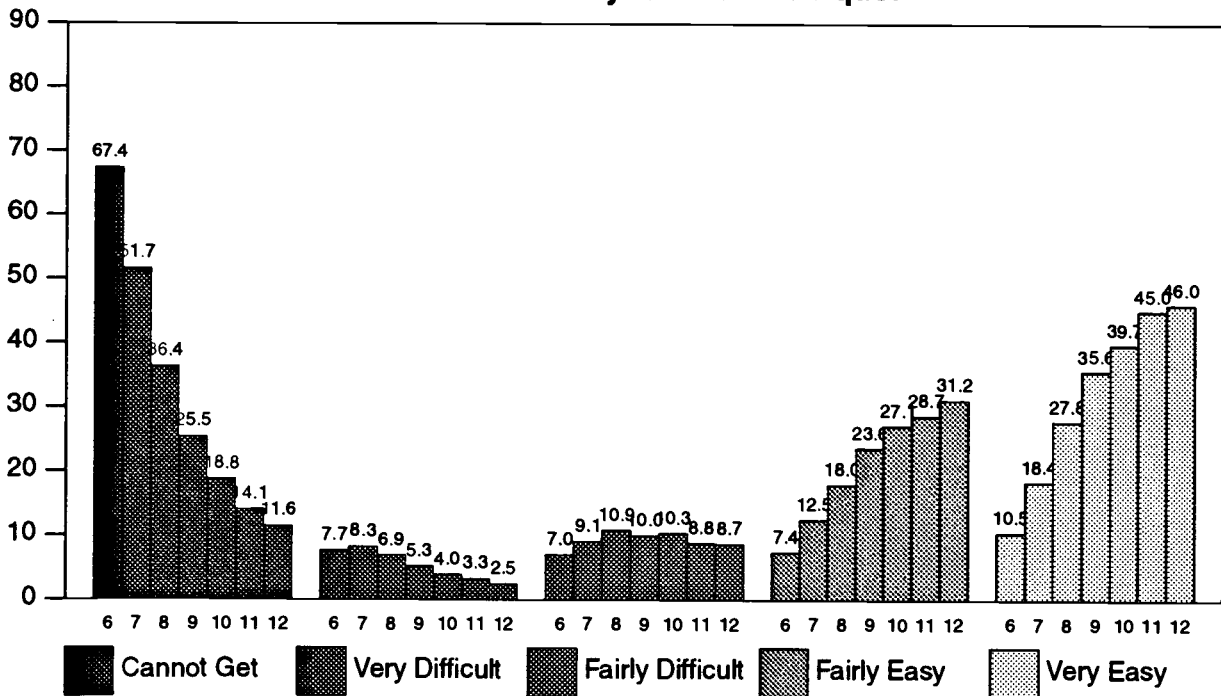
BEST COPY AVAILABLE

2.5. How Easy Is It To Get

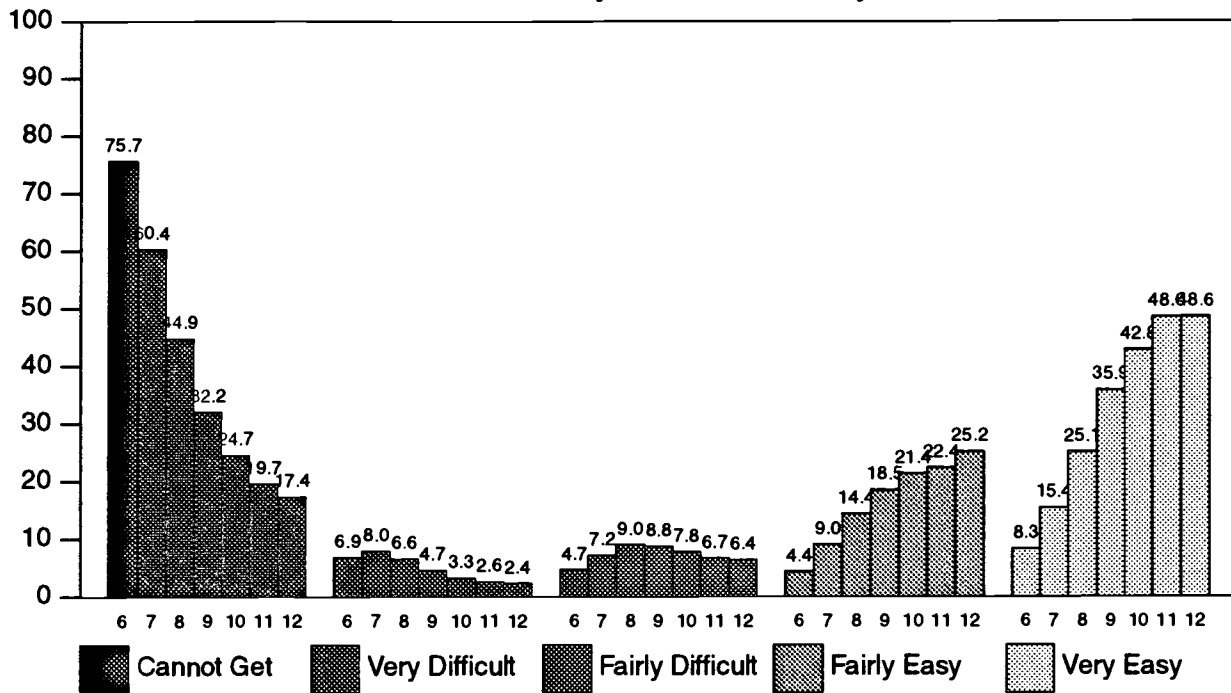
2.21 - How Easy Is It To Get Beer



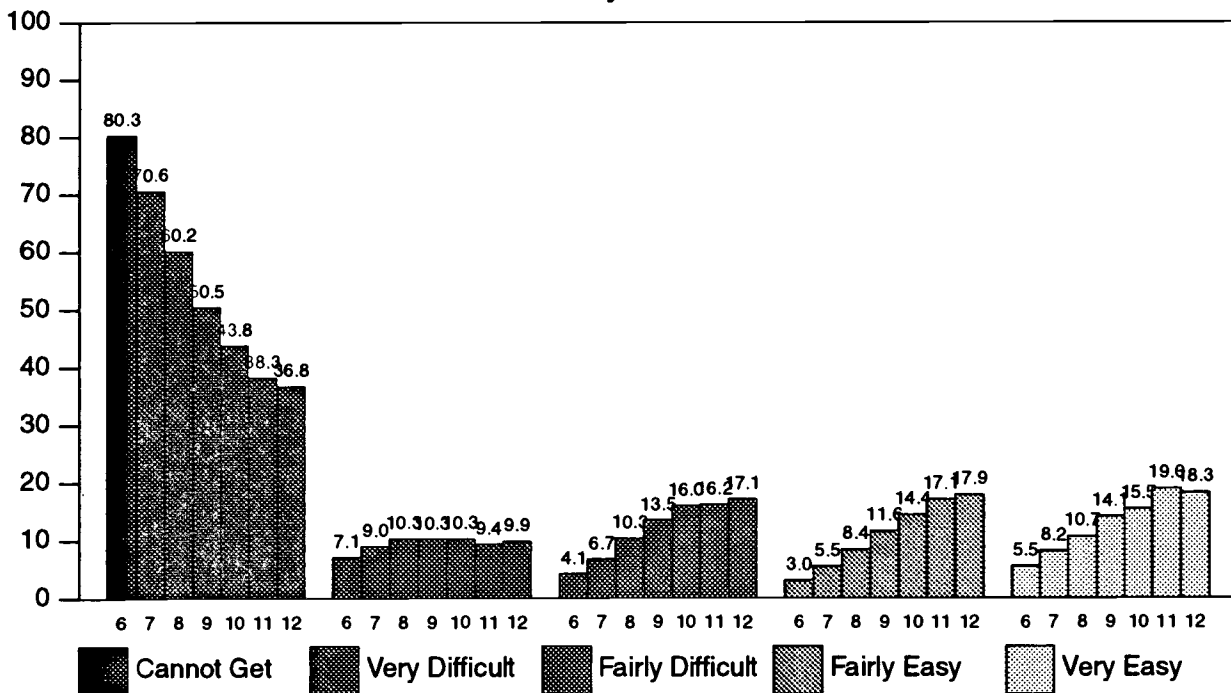
2.22 - How Easy Is It To Get Liquor



2.23 - How Easy Is It To Get Marijuana

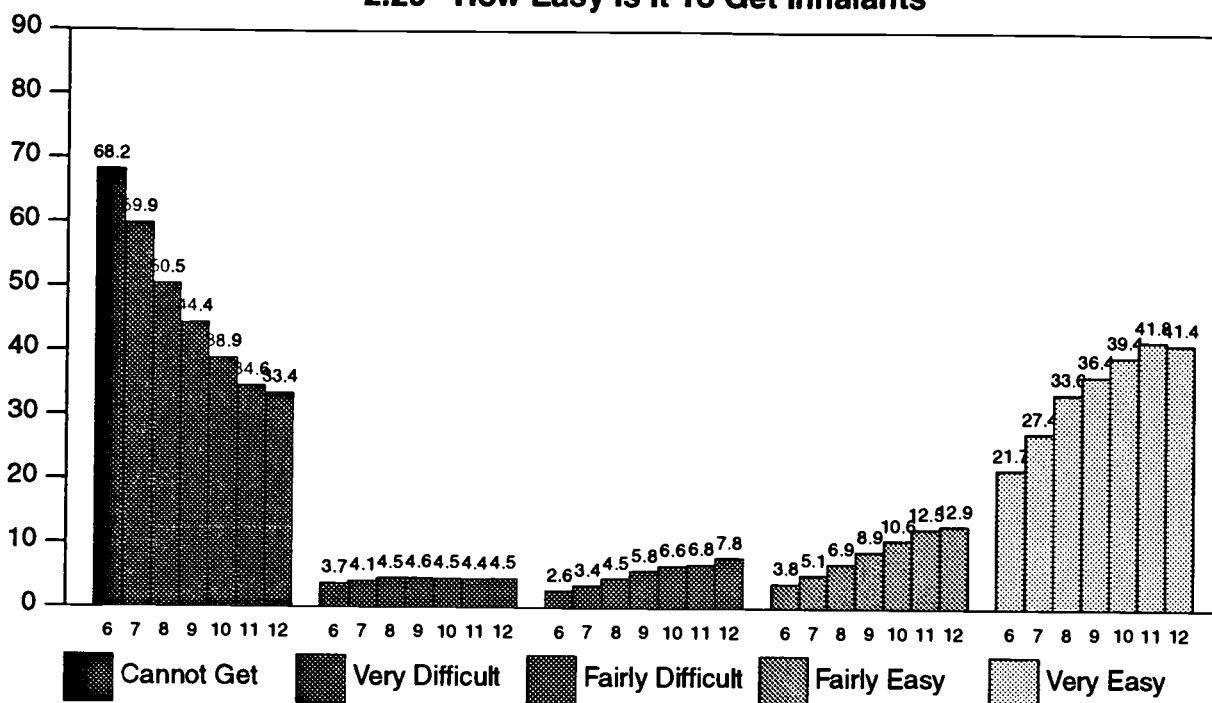


2.24 - How Easy Is It To Get Cocaine

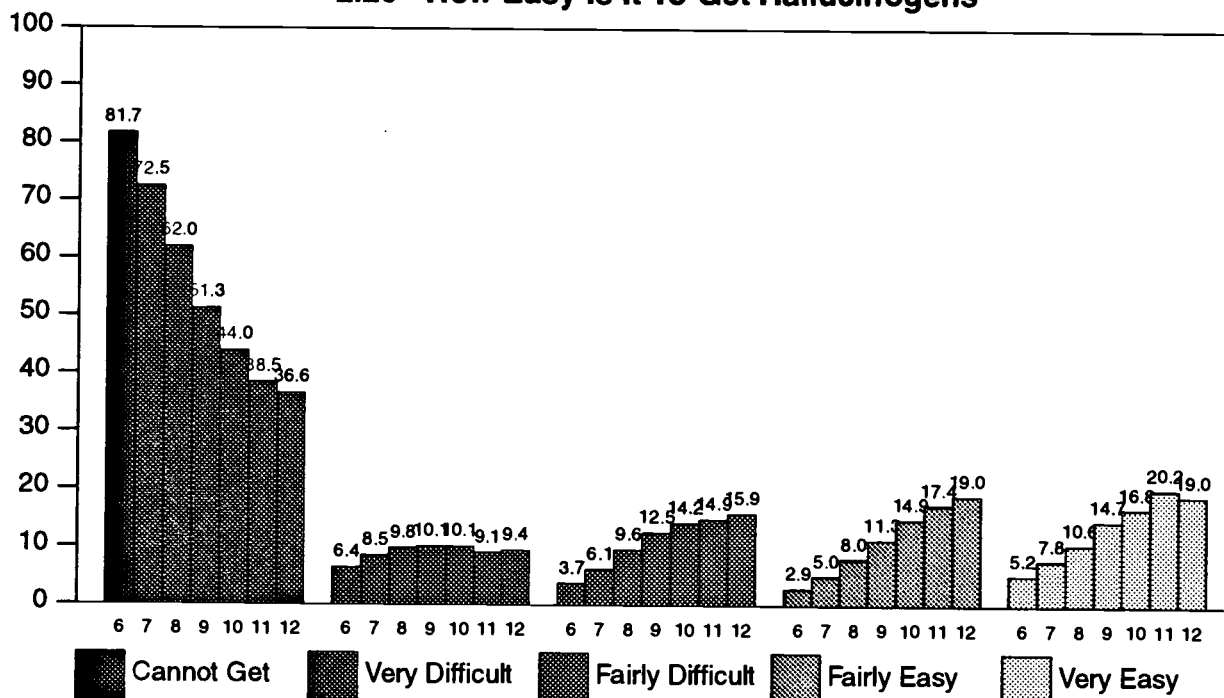


BEST COPY AVAILABLE

2.25 - How Easy Is It To Get Inhalants



2.26 - How Easy Is It To Get Hallucinogens



CHAPTER 3

SUMMARY STATISTICS

The following graphs and tables summarize some of the **Student Information** questions in regards to drug use. These data are calculated by examining specific subsets of your population. For example, a percentage is calculated for students who report carrying a gun and their liquor use. This percentage is calculated as follows:

Number of those reporting carrying a gun to school
and claiming to use liquor

Number of those reporting carrying a gun
and validly responding to the question *How Often Do You Use Liquor*

The **Ratio** describes the relationship between the groups examined on each graph. For example, in looking at Guns vs No Guns if the cocaine ratio were 5.3 this would mean the percentage of students who report cocaine use was 5.3 times higher for students who report bringing a gun to school compared to those who don't.

3.1. Guns

Total number of student(s) surveyed = 141077

5645 student(s) report(s) carrying a gun to school.
(4.1% of total responding)

Of the 5645 student(s) who report(s) carrying a gun to school,

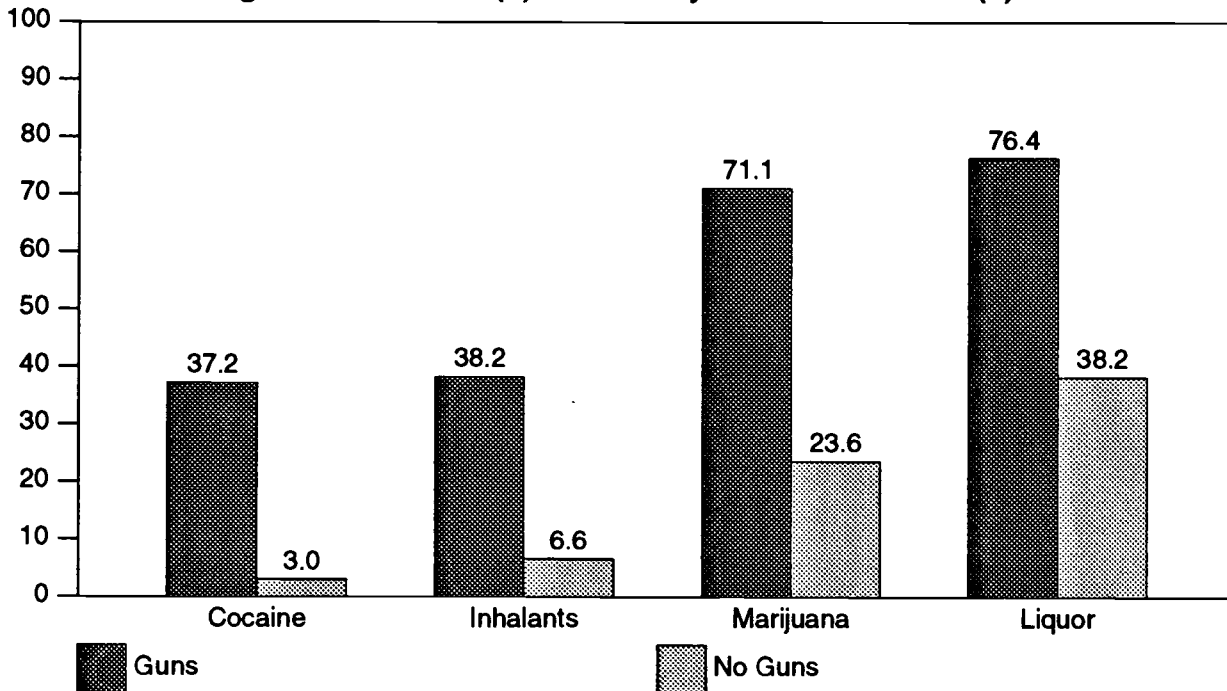
4215 report(s) using liquor (76.4%)

3924 report(s) using marijuana (71.1%).

2111 report(s) using inhalants (38.2%).

2058 report(s) using cocaine (37.2%).

3.1 - Drug Use of Student(s) Who Carry Guns VS Student(s) Who Do Not



Drug	Guns	No Guns	Ratio
Liquor	76.4%	38.2%	2.0
Marijuana	71.1%	23.6%	3.0
Cocaine	37.2%	3.0%	12.2
Inhalants	38.2%	6.6%	5.8
N of Student(s)	5645	132524	

3.2. Gangs

Total number of students surveyed = 141077

16733 student(s) report(s) taking part in gang activities.
(12.0% of total responding)

Of the 16733 student(s) who report(s) taking part in gang activities,

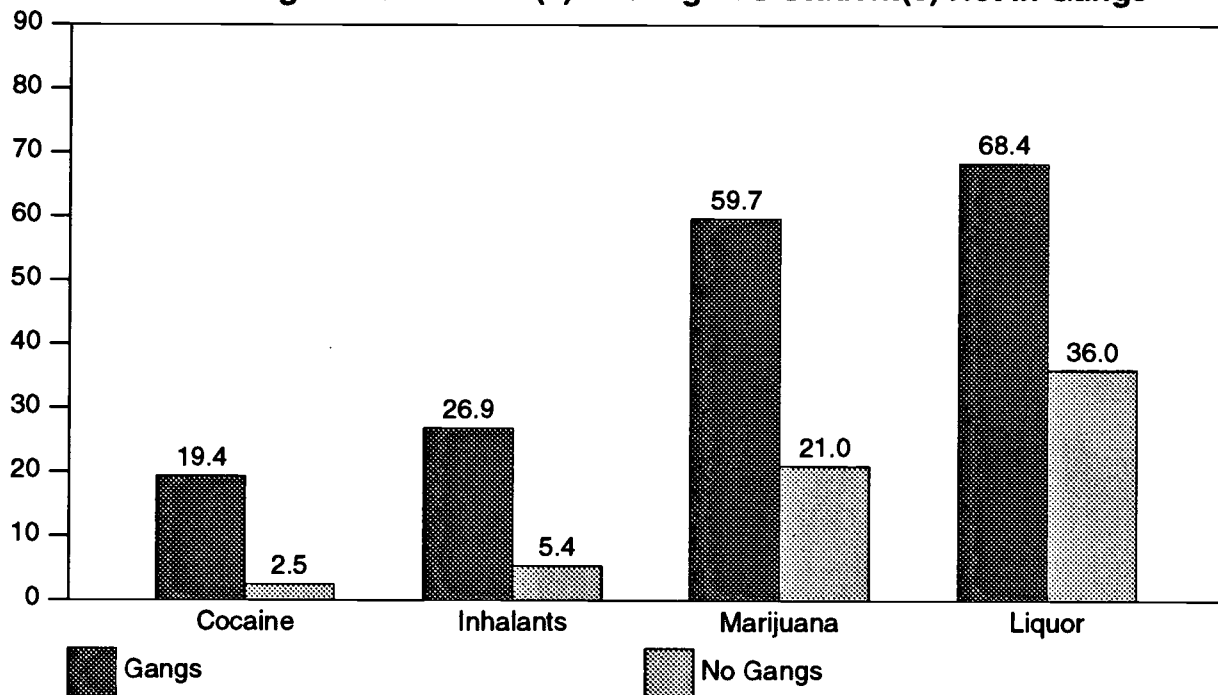
11202 report(s) using liquor (68.4%)

9809 report(s) using marijuana (59.7%).

4395 report(s) using inhalants (26.9%).

3174 report(s) using cocaine (19.4%).

3.2 - Drug Use of Student(s) In Gangs VS Student(s) Not In Gangs



Drugs	Gangs	No Gangs	Ratio
Liquor	68.4%	36.0%	1.9
Marijuana	59.7%	21.0%	2.8
Coke	19.4%	2.5%	7.8
Inhalants	26.9%	5.4%	5.0
N of Student(s)	16733	122669	

3.3. Suicide

Total number of students surveyed = 141077

9331 student(s) report(s) thinking *often* or *a lot* about committing suicide.
(6.8% of total responding)

Of the 9331 student(s) who report(s) thinking *often* or *a lot* about committing suicide,

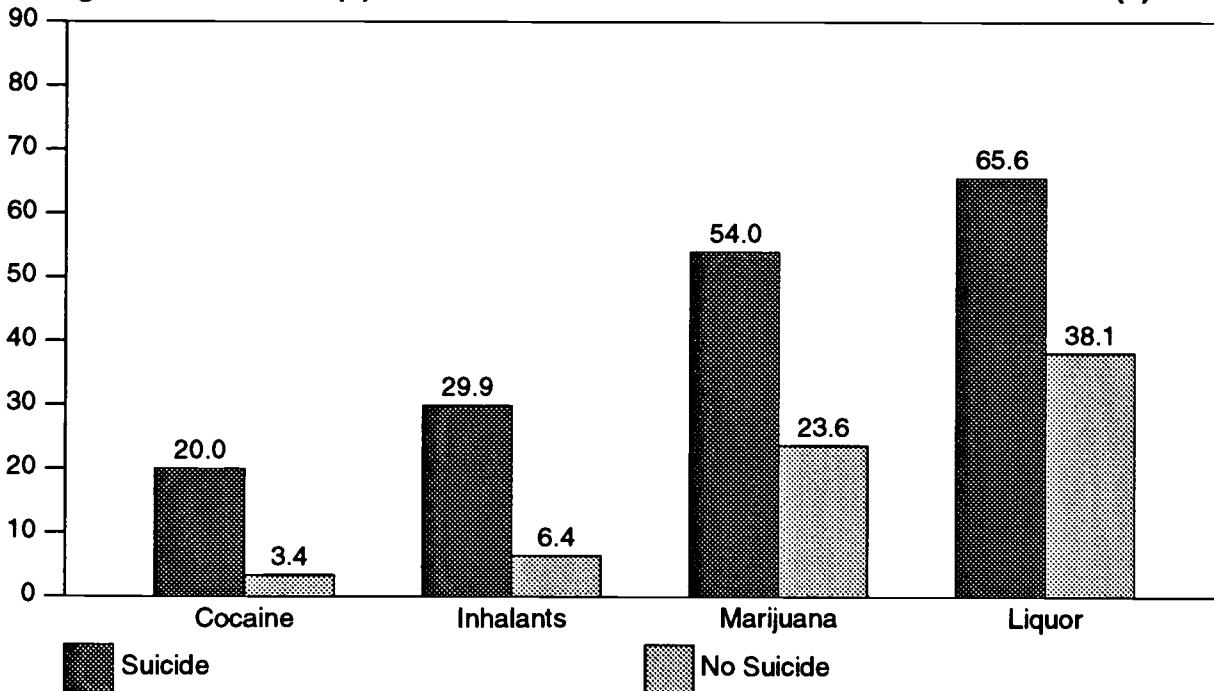
6032 report(s) using liquor (65.6%)

4958 report(s) using marijuana (54.0%).

2734 report(s) using inhalants (29.9%).

1837 report(s) using cocaine (20.0%).

3.3 - Drug Use of Student(s) Who Think of Suicide Often or A Lot VS Student(s) Who Do Not



Drug	Suicide	No Suicide	Ratio
Liquor	65.6%	38.1%	1.7
Marijuana	54.0%	23.6%	2.3
Inhalants	29.9%	6.4%	4.7
Cocaine	20.0%	3.4%	5.9
N of Student(s)	9331	128212	

3.4. Threatening Behaviors

Total number of students surveyed = 141077

59649 student(s) report(s) threatening to harm another student.
(43.1% of total responding)

Of the 59649 student(s) who report(s) threatening to harm,

4922 report(s) carrying a gun to school (8.3%).

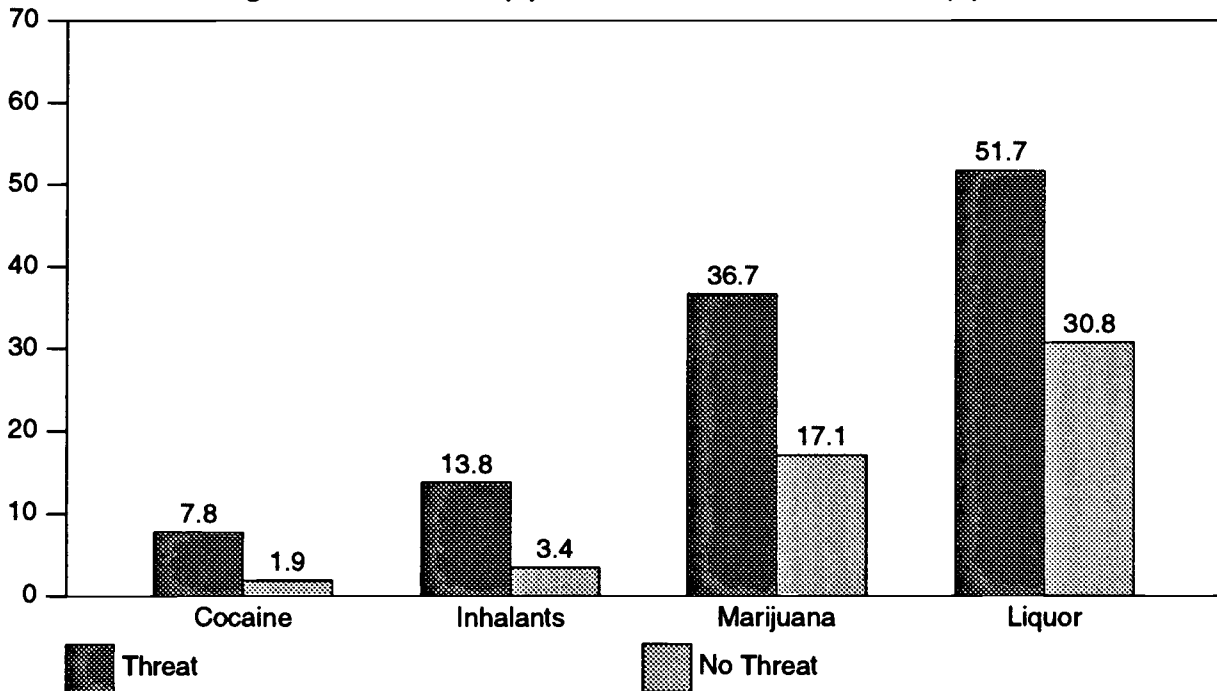
30449 report(s) using liquor (51.7%)

21605 report(s) using marijuana (36.7%).

8115 report(s) using inhalants (13.8%).

4579 report(s) using cocaine (7.8%).

3.4 - Drug Use of Student(s) Who Threaten VS Student(s) Who Do Not



Drug	Threat	No Threat	Ratio
Liquor	51.7%	30.8%	1.7
Marijuana	36.7%	17.1%	2.1
Inhalants	13.8%	3.4%	4.0
Cocaine	7.8%	1.9%	4.1
N of Student(s)	59649	78839	

3.5. Trouble With The Police

Total number of students surveyed = 141077

35400 student(s) report(s) getting in trouble with the police.
25.6% of total responding)

Of the 35400 student(s) who report(s) getting in trouble with the police,

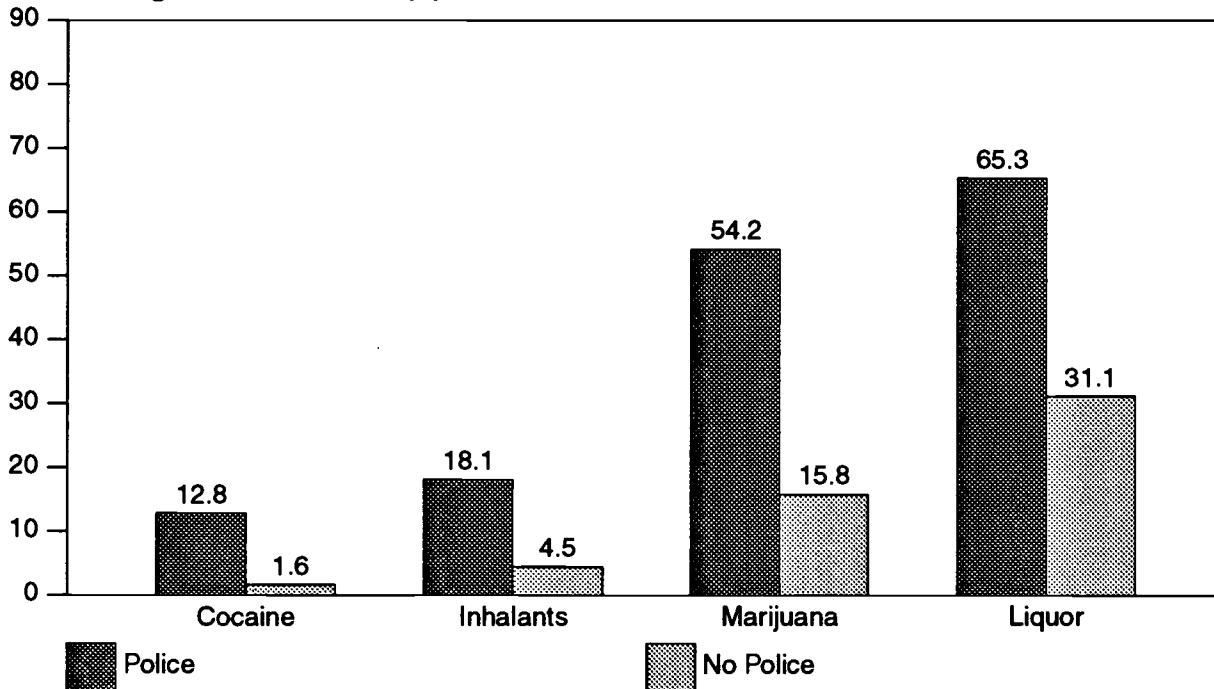
22752 report(s) using liquor (65.3%)

18885 report(s) using marijuana (54.2%).

6287 report(s) using inhalants (18.1%).

4469 report(s) using cocaine (12.8%).

3.5 - Drug Use of Student(s) Who Get In Trouble With Police VS Those Who Do Not



Drug	Police	No Police	Ratio
Liquor	65.3%	31.1%	2.1
Marijuana	54.2%	15.8%	3.4
Inhalants	18.1%	4.5%	4.1
Cocaine	12.8%	1.6%	8.0
N of Student(s)	35400	102621	

3.6. Personal Safety

Total number of students surveyed = 141077

34818 student(s) report(s) being afraid another student will hurt them at school.
(25.3% of total responding)

Of these 34818 student(s),
1938 report(s) carrying a gun to school (5.6%).

27165 student(s) report(s) getting hurt at school.
(19.7% of total responding)

Of these 27165 student(s),
2767 report(s) carrying a gun to school (10.3%).

3.7. Risk and Protective Factors

A *risk factor* is any characteristic which researchers have linked to a higher incidence of drug use. A *protective factor* is any characteristic which has been linked to a lower incidence of drug use. The following analysis of local risk and protective factors does not consider any cause and effect, only a *relationship* between student characteristics and drug use. Community, School, Family and Individual risk and protective factors are grouped accordingly and discussed.

3.7.1. Community - Risk Factors

FACTOR	% AT RISK
Join in community activities (<i>Never/Seldom</i>)	53.5%
Attend church or synagogue (<i>Never/Seldom</i>)	34.7%
Take part in gangs (<i>Seldom/Some/Often/A Lot</i>)	12.0%
Substance Availability (<i>Fairly/Very Easy to get</i>)	
Beer	60.8%
Wine Coolers	58.6%
Liquor	51.8%
Marijuana	47.1%
Cocaine	23.3%
Uppers	27.2%
Downers	26.8%
Inhalants	42.6%
Hallucinogens	23.7%
Heroin	18.4%
Designer Drugs	21.5%

The above survey results show community risk factors. These factors include *low neighborhood attachment* never or seldom participate in community activities, church or synagogue); *community disorganization and norms favorable toward drug use* (student participation in gangs); and *availability of alcohol and other drugs* (fairly or very easy to get alcohol and other drugs). Note that a higher risk factor indicates an increased probability of involvement in drug use.

3.7.2. Community - Protective Factors

FACTOR	% PROTECTED
Join in community activities (<i>Often/A Lot</i>)	27.1%
Attend church or synagogue (<i>Often/A Lot</i>)	46.2%
Take part in gangs (<i>Never</i>)	88.0%
Substance Availability (<i>Cannot Get</i>)	
Beer	26.6%
Wine Coolers	28.3%
Liquor	33.1%
Marijuana	40.3%
Cocaine	55.5%
Uppers	54.4%
Downers	54.9%
Inhalants	47.9%
Hallucinogens	56.4%
Heroin	59.7%
Designer Drugs	59.1%

The above survey results show community protective factors. These factors include *supportive networks and social bonds* (participate in community activities, church or synagogue often

or a lot); *community organization and norms favorable to support non-use among youth* (never participate in gangs); and *limited availability of alcohol and other drugs* (cannot get alcohol and other drugs). Note that a higher protective factor indicates a decreased probability of involvement in drug use.

3.7.3. School - Risk Factors

FACTOR	% AT RISK
Make good grades (<i>Never/Seldom</i>)	4.9%
Join in school activities (<i>Never/Seldom</i>)	30.0%
Trouble at school (<i>Often/A Lot</i>)	7.6%

The above survey results show school risk factors. These factors include *academic failure* (never or seldom make good grades); *low commitment to school* (never or seldom join in school activities); and *early anti-social behavior* (get into trouble at school often or a lot).

3.7.4. School - Protective Factors

FACTOR	% PROTECTED
Make good grades (<i>Often/A Lot</i>)	66.0%
Join in school activities (<i>Often/A Lot</i>)	52.6%
Trouble at school (<i>Never/Seldom</i>)	73.3%

The above survey results show school protective factors. These factors include *high academic expectations, goal setting and mastery* (make good grades often or a lot); *active involvement in extracurricular activities sponsored by the school* (join in school activities often or a lot); and *pro-social development* (never or seldom get into trouble at school).

3.7.5. Family - Risk Factors

FACTOR	% AT RISK
Parents talk about drugs (<i>Never/Seldom</i>)	39.1%
Parents set clear rules (<i>Never/Seldom</i>)	13.2%
Parents enforce rules (<i>Never/Seldom</i>)	22.1%

The above survey results show family risk factors. These factors include *weak parental attitudes towards use* (parents never or seldom talk to their children about the harmful effects of using drugs); and *family management problems* (parents never or seldom set clear rules and never or seldom enforce those rules).

3.7.6. Family - Protective Factors

FACTOR	% PROTECTED
Parents talk about drugs (<i>Often/A Lot</i>)	30.8%
Parents set clear rules (<i>Often/A Lot</i>)	66.8%
Parents enforce rules (<i>Often/A Lot</i>)	50.8%

The above survey results show family protective factors. These factors include *strong parental attitudes against adolescent drug use* (parents talk to their children about the harmful effects of using drugs often or a lot); *parents' clear expectations of their children* (parents set clear rules often or a lot); and *discipline* (parents punish their children often or a lot when they break the rules).

3.7.7. Individual - Risk Factors

FACTOR	% AT RISK
Threaten students teachers (<i>Seldom/Sometimes/Often/A Lot</i>)	43.1%
Trouble with police (<i>Seldom/Sometimes/Often/A Lot</i>)	25.6%
Think about suicide (<i>Often/A Lot</i>)	6.8%
Harmful to health (<i>No/Some Harm</i>)	
Cigarettes	23.8%
Beer	45.0%
Wine Coolers	63.2%
Liquor	30.5%
Marijuana	22.4%
Cocaine	4.2%
Uppers	11.4%
Downers	12.1%
Inhalants	12.7%
Hallucinogens	7.4%
Heroin	4.2%
Designer Drugs	10.1%

The above survey results show individual risk factors. These include *anti-social behavior in early adolescence and rebelliousness* (threaten to harm others and get in trouble with the police); *alienation* (think about suicide often or a lot); and *favorable attitudes towards drug use* (feel drugs are not harmful, sometimes harmful).

3.7.8. Individual - Protective Factors

FACTOR	% PROTECTED
Threaten students/teachers (<i>Never</i>)	56.9%
Trouble with police (<i>Never</i>)	74.4%
Think about suicide (<i>Never/Seldom</i>)	84.4%
Harmful to health (<i>Very Much</i>)	
Cigarettes	39.9%
Beer	23.6%
Wine Coolers	16.1%
Liquor	35.0%
Marijuana	59.3%
Cocaine	87.9%
Uppers	68.0%
Downers	66.1%
Inhalants	67.3%
Hallucinogens	79.3%
Heroin	87.6%
Designer Drugs	72.1%

The above survey results show individual protective factors. These include *respect for authority* (never threaten to harm students or teachers and never get into trouble with the police); *feeling of belonging, higher respect for self* (think about suicide never or seldom); and *unfavorable attitudes towards drug use* (feel drugs are very much harmful).

CHAPTER 4

PERCENTAGE TABLES

This chapter contains your school survey results in tabular form. Each table corresponds to an item on the questionnaire. The tables contain percentage data by grade level, *Junior High* (grades 6 through 8), *Senior High* (grades 9 through 12), and *Total*. The *N of Valid* column contains the number of students responding to the item and the *N of Missing* column contains the number of students not responding to the item. The remaining columns contain the percentages of students responding to the particular response categories.

The percentage tables of the report appear in the same order as corresponding questions on the questionnaire. The Table of Contents contains the percentage tables by section and gives the page number where each section is located. The List of Tables contains the location of each individual table.

The last section of tables presents the frequency of drug use *How Often Do You Use* data with the categories *collapsed* as follows:

- Daily Use — Every Day
- Weekly Use — Once/Week + 3 Times/Week + Every Day
- Monthly Use — Once/Month + Twice Month + Once/Week +
3 Times/Week + Every Day
- Annual Use — Once/Year + 6 Times/Year + Once/Month + Twice Month +
Once/Week + 3 Times/Week + Every Day

Two additional drug use categories have been created for the question *How Often Do You Use* by combining the existing data. An *Alcohol Use* category was created by looking at the responses on each questionnaire on the alcohol categories and taking the highest value as the value for *Alcohol Use*. The category of *Illicit Drug Use* was created in the same way by looking at the illicit drug categories. Therefore, the *Alcohol Use* category represents any alcohol use regardless of the type of alcohol and the *Illicit Drug Use* category represents any illicit drug use regardless of the type of drug.

4.1. Personal & Family Information

4.1 - Ethnic Origin

Grade Level	N of Valid	N of Miss	White	Black	Hispanic Latino	Asian	Native American	Other
6th	18279	360	73.7	15.3	5.6	2.0	1.1	2.3
7th	20420	563	75.4	13.0	6.0	2.5	0.9	2.1
8th	27770	679	78.5	11.1	5.1	2.2	1.0	2.0
9th	19792	552	75.2	12.9	6.6	2.6	0.9	1.9
10th	20278	552	79.1	10.4	5.0	2.4	1.0	2.2
11th	15942	358	78.1	11.0	5.4	2.9	0.7	1.9
12th	15225	307	78.5	10.6	4.9	3.0	0.9	2.1
JrHs	66469	1602	76.2	12.8	5.5	2.3	1.0	2.1
SrHS	71237	1769	77.7	11.2	5.5	2.7	0.9	2.0
Total	137706	3371	77.0	12.0	5.5	2.5	0.9	2.1

4.2 - Sex

Grade Level	N of Valid	N of Miss	Male	Female
6th	17806	833	50.5	49.5
7th	19880	1103	50.2	49.8
8th	26739	1710	50.0	50.0
9th	18948	1396	50.0	50.0
10th	19426	1404	49.2	50.8
11th	15189	1111	48.6	51.4
12th	14353	1179	48.6	51.4
JrHs	64425	3646	50.2	49.8
SrHS	67916	5090	49.2	50.8
Total	132341	8736	49.7	50.3

4.3 - Age

Grade Level	N of Valid	N of Miss	-10	11	12	13	14	15	16	17	18	19+
6th	18578	61	0.7	36.0	54.8	7.4	0.5	0.1	0.0	0.0	0.0	0.4
7th	20911	72	0.0	0.4	36.2	53.9	8.6	0.7	0.0	0.0	0.0	0.1
8th	28348	101	0.0	0.0	0.3	35.5	54.4	8.9	0.7	0.1	0.0	0.1
9th	20244	100	0.0	0.0	0.0	0.5	39.2	49.1	9.6	1.1	0.1	0.3
10th	20717	113	0.0	0.0	0.0	0.0	0.6	39.4	51.1	7.9	0.8	0.2
11th	16273	27	0.0	0.0	0.0	0.0	0.0	1.0	45.0	47.1	6.4	0.5
12th	15480	52	0.2	0.0	0.1	0.0	0.0	0.1	1.6	47.3	44.6	6.1
JrHs	67837	234	0.2	10.0	26.3	33.5	25.5	3.9	0.3	0.0	0.0	0.2
SrHS	72714	292	0.1	0.0	0.0	0.1	11.1	25.1	27.7	23.1	11.2	1.5
Total	140551	526	0.1	4.8	12.7	16.2	18.1	14.9	14.5	12.0	5.8	0.9

4.4 - Do you live with:

Grade Level	N of Valid	N of Miss	Both Parents	Mother Only	Father Only	Mother & Stepfather	Father & Stepmother	Other
6th	18421	218	60.4	16.2	2.5	12.9	2.7	5.4
7th	20749	234	59.5	16.3	2.6	13.4	3.1	5.0
8th	28177	272	60.1	15.7	2.8	13.6	3.2	4.5
9th	20145	199	59.2	16.7	3.0	12.9	3.1	5.0
10th	20608	222	60.7	15.5	2.9	12.7	3.3	4.7
11th	16195	105	60.8	16.0	3.1	11.8	3.1	5.1
12th	15424	108	62.0	15.0	2.9	10.2	2.9	7.1
JrHs	67347	724	60.0	16.0	2.7	13.4	3.0	4.9
SrHS	72372	634	60.6	15.8	3.0	12.0	3.1	5.4
Total	139719	1358	60.3	15.9	2.8	12.7	3.1	5.2

4.5 - Do you have a job?

Grade Level	N of Valid	N of Miss	Yes, Full-time	Yes, Part-time	No
6th	18145	494	1.6	16.3	82.1
7th	20388	595	1.2	20.5	78.3
8th	27515	934	1.4	22.4	76.2
9th	19700	644	1.6	23.3	75.1
10th	20133	697	2.3	34.1	63.6
11th	15816	484	2.9	51.0	46.2
12th	14967	565	5.2	58.5	36.3
JrHs	66048	2023	1.4	20.1	78.5
SrHS	70616	2390	2.8	40.0	57.1
Total	136664	4413	2.1	30.4	67.4

4.6 - Does your father have a job?

Grade Level	N of Valid	N of Miss	Yes, Full-time	Yes, Part-time	No
6th	17003	1636	82.1	11.1	6.8
7th	19164	1819	84.9	8.7	6.4
8th	26155	2294	88.0	6.0	6.0
9th	18635	1709	88.2	4.9	6.9
10th	19308	1522	90.1	3.8	6.1
11th	15171	1129	90.3	3.0	6.6
12th	14480	1052	90.6	2.6	6.9
JrHs	62322	5749	85.4	8.2	6.3
SrHS	67594	5412	89.7	3.7	6.6
Total	129916	11161	87.7	5.8	6.5

BEST COPY AVAILABLE

4.7 - Does your mother have a job?

<i>Grade Level</i>	<i>N of Valid</i>	<i>N of Miss</i>	<i>Yes, Full-time</i>	<i>Yes, Part-time</i>	<i>No</i>
6th	17335	1304	55.3	23.8	20.9
7th	19721	1262	60.1	21.5	18.4
8th	26873	1576	61.8	19.8	18.4
9th	19234	1110	64.4	17.9	17.7
10th	19809	1021	66.0	16.7	17.3
11th	15530	770	67.5	15.8	16.7
12th	14811	721	67.4	15.4	17.2
JrHs	63929	4142	59.5	21.4	19.1
SrHS	69384	3622	66.2	16.5	17.3
Total	133313	7764	63.0	18.9	18.1

4.8 - What is the educational level of your father?

<i>Grade Level</i>	<i>N of Valid</i>	<i>N of Miss</i>	<i>Some High School</i>	<i>High School Graduate</i>	<i>Some College</i>	<i>College Graduate</i>
6th	15095	3544	13.5	31.9	15.4	39.3
7th	17462	3521	14.6	32.9	15.7	36.9
8th	24183	4266	13.8	32.7	17.0	36.4
9th	17351	2993	15.3	33.2	16.6	34.9
10th	18075	2755	13.1	32.9	18.5	35.5
11th	14287	2013	13.3	32.9	18.2	35.6
12th	13692	1840	11.5	29.8	21.1	37.6
JrHs	56740	11331	14.0	32.6	16.2	37.3
SrHS	63405	9601	13.4	32.3	18.5	35.8
Total	120145	20932	13.7	32.4	17.4	36.5

4.9 - What is the educational level of your mother?

<i>Grade Level</i>	<i>N of Valid</i>	<i>N of Miss</i>	<i>Some High School</i>	<i>High School Graduate</i>	<i>Some College</i>	<i>College Graduate</i>
6th	15886	2753	12.1	31.2	18.6	38.1
7th	18362	2621	12.3	32.8	18.7	36.3
8th	25328	3121	12.4	32.9	20.3	34.3
9th	18226	2118	13.5	34.3	18.8	33.3
10th	18799	2031	11.3	34.2	21.2	33.3
11th	14799	1501	11.6	34.8	21.2	32.4
12th	14205	1327	10.0	33.8	23.4	32.7
JrHs	59576	8495	12.3	32.4	19.4	35.9
SrHS	66029	6977	11.7	34.3	21.0	33.0
Total	125605	15472	12.0	33.4	20.2	34.4

4.2. Student Characteristics

4.10 - Do you make good grades?

<i>Grade Level</i>	<i>N of Valid</i>	<i>N of Miss</i>	<i>Never</i>	<i>Seldom</i>	<i>Sometimes</i>	<i>Often</i>	<i>A Lot</i>
6th	18503	136	1.4	3.5	28.3	31.8	35.0
7th	20866	117	1.1	3.9	29.8	31.6	33.6
8th	28333	116	1.3	4.2	28.8	33.6	32.0
9th	20290	54	1.3	3.9	30.2	35.3	29.2
10th	20765	65	1.1	3.9	30.2	35.9	28.9
11th	16258	42	0.9	3.2	30.0	36.9	29.1
12th	15488	44	1.1	2.6	25.8	37.3	33.3
JrHs	67702	369	1.3	3.9	29.0	32.5	33.3
SrHS	72801	205	1.1	3.5	29.2	36.3	29.9
Total	140503	574	1.2	3.7	29.1	34.5	31.6

4.11 - Do you get into trouble at school?

<i>Grade Level</i>	<i>N of Valid</i>	<i>N of Miss</i>	<i>Never</i>	<i>Seldom</i>	<i>Sometimes</i>	<i>Often</i>	<i>A Lot</i>
6th	18458	181	28.8	37.1	23.8	5.8	4.4
7th	20805	178	27.9	39.3	22.5	6.1	4.2
8th	28275	174	26.3	40.5	23.3	6.0	3.9
9th	20248	96	32.2	41.4	19.1	4.7	2.6
10th	20737	93	37.5	41.1	15.8	3.5	2.1
11th	16233	67	43.2	38.5	14.2	2.5	1.5
12th	15450	82	50.2	35.7	10.6	1.8	1.7
JrHs	67538	533	27.5	39.2	23.2	6.0	4.2
SrHS	72668	338	40.0	39.5	15.3	3.2	2.0
Total	140206	871	34.0	39.3	19.1	4.6	3.0

4.12 - Do you take part in school activities such as sports teams, band, clubs, etc?

<i>Grade Level</i>	<i>N of Valid</i>	<i>N of Miss</i>	<i>Never</i>	<i>Seldom</i>	<i>Sometimes</i>	<i>Often</i>	<i>A Lot</i>
6th	18412	227	19.2	9.0	17.6	18.2	36.0
7th	20808	175	18.6	10.8	17.3	17.5	35.8
8th	28248	201	18.7	11.4	17.5	18.5	33.8
9th	20228	116	18.5	12.0	17.3	18.3	34.0
10th	20713	117	18.5	11.9	16.9	18.5	34.3
11th	16226	74	18.8	12.5	17.6	18.1	33.0
12th	15446	86	17.4	12.4	18.3	18.5	33.4
JrHs	67468	603	18.8	10.6	17.5	18.1	35.0
SrHS	72613	393	18.4	12.1	17.5	18.3	33.7
Total	140081	996	18.6	11.4	17.5	18.2	34.3

4.13 - Do you take part in community activities such as scouts, rec teams, youth clubs, etc?

<i>Grade Level</i>	<i>N of Valid</i>	<i>N of Miss</i>	<i>Never</i>	<i>Seldom</i>	<i>Sometimes</i>	<i>Often</i>	<i>A Lot</i>
6th	18097	542	32.5	14.4	17.0	13.8	22.2
7th	20500	483	33.8	16.9	18.3	13.5	17.5
8th	27935	514	35.0	19.3	18.6	12.8	14.2
9th	20093	251	35.1	20.6	20.2	12.6	11.5
10th	20576	254	34.8	21.4	20.0	12.5	11.2
11th	16134	166	34.8	22.1	20.5	12.0	10.6
12th	15394	138	31.3	22.4	22.0	13.0	11.3
JrHs	66532	1539	34.0	17.3	18.1	13.3	17.4
SrHS	72197	809	34.1	21.5	20.6	12.5	11.2
Total	138729	2348	34.1	19.5	19.4	12.9	14.2

4.14 - Do you attend church, synagogue, etc?

<i>Grade Level</i>	<i>N of Valid</i>	<i>N of Miss</i>	<i>Never</i>	<i>Seldom</i>	<i>Sometimes</i>	<i>Often</i>	<i>A Lot</i>
6th	18119	520	15.2	13.1	18.8	16.7	36.2
7th	20540	443	15.5	14.7	19.5	16.8	33.5
8th	27955	494	16.8	16.2	18.8	16.3	31.8
9th	20035	309	17.7	17.2	19.1	15.7	30.3
10th	20570	260	19.7	17.4	18.5	15.3	29.1
11th	16095	205	20.8	19.7	19.7	14.0	25.7
12th	15346	186	21.4	20.3	19.8	13.7	24.8
JrHs	66614	1457	16.0	14.9	19.0	16.6	33.5
SrHS	72046	960	19.8	18.5	19.2	14.8	27.8
Total	138660	2417	17.9	16.8	19.1	15.6	30.5

4.15 - Do you go to parties?

<i>Grade Level</i>	<i>N of Valid</i>	<i>N of Miss</i>	<i>Never</i>	<i>Seldom</i>	<i>Sometimes</i>	<i>Often</i>	<i>A Lot</i>
6th	18304	335	6.8	11.7	30.4	24.1	27.1
7th	20730	253	6.0	12.5	30.4	25.0	26.0
8th	28141	308	5.9	13.1	31.6	25.3	24.1
9th	20142	202	5.9	14.3	32.9	24.9	22.1
10th	20650	180	6.5	15.1	33.5	23.6	21.3
11th	16178	122	6.1	15.0	32.8	24.4	21.8
12th	15407	125	6.8	14.8	31.7	23.4	23.3
JrHs	67175	896	6.2	12.5	30.9	24.9	25.5
SrHS	72377	629	6.3	14.8	32.8	24.1	22.1
Total	139552	1525	6.2	13.7	31.9	24.5	23.7

4.16 - Do you use alcohol/drugs at parties?

<i>Grade Level</i>	<i>N of Valid</i>	<i>N of Miss</i>	<i>Never</i>	<i>Seldom</i>	<i>Sometimes</i>	<i>Often</i>	<i>A Lot</i>
6th	18307	332	90.6	4.6	2.4	1.0	1.4
7th	20663	320	81.9	7.9	5.4	2.5	2.4
8th	28048	401	67.6	11.8	10.0	5.4	5.3
9th	20106	238	56.1	13.5	13.5	8.6	8.3
10th	20595	235	47.7	14.3	15.9	10.9	11.1
11th	16158	142	41.6	15.0	18.0	12.6	12.8
12th	15399	133	38.7	14.2	18.4	14.1	14.6
JrHs	67018	1053	78.3	8.6	6.5	3.3	3.3
SrHS	72258	748	46.7	14.2	16.3	11.3	11.5
Total	139276	1801	61.9	11.5	11.6	7.5	7.5

4.17 - Have you threatened to harm a teacher?

<i>Grade Level</i>	<i>N of Valid</i>	<i>N of Miss</i>	<i>Never</i>	<i>Seldom</i>	<i>Sometimes</i>	<i>Often</i>	<i>A Lot</i>
6th	18332	307	94.8	2.5	1.2	0.5	1.0
7th	20691	292	92.8	3.8	1.7	0.6	1.0
8th	28079	370	91.0	4.7	2.0	0.9	1.3
9th	20137	207	89.8	5.5	2.4	0.8	1.5
10th	20601	229	90.4	5.3	2.2	0.8	1.3
11th	16129	171	90.2	5.1	2.5	0.8	1.4
12th	15388	144	91.2	4.6	2.0	0.7	1.5
JrHs	67102	969	92.6	3.8	1.7	0.7	1.1
SrHS	72255	751	90.4	5.2	2.3	0.8	1.4
Total	139357	1720	91.4	4.5	2.0	0.7	1.3

4.18 - Have you threatened to harm one or both of your parents, guardian, etc?

<i>Grade Level</i>	<i>N of Valid</i>	<i>N of Miss</i>	<i>Never</i>	<i>Seldom</i>	<i>Sometimes</i>	<i>Often</i>	<i>A Lot</i>
6th	18362	277	92.6	3.9	1.8	0.6	1.1
7th	20724	259	90.5	5.4	2.2	0.8	1.1
8th	28155	294	88.0	6.8	2.8	1.1	1.3
9th	20150	194	86.9	7.3	3.3	1.2	1.3
10th	20653	177	87.0	7.8	3.1	1.0	1.2
11th	16170	130	87.5	7.4	3.1	0.9	1.1
12th	15417	115	89.4	6.4	2.2	0.7	1.2
JrHs	67241	830	90.0	5.6	2.3	0.9	1.2
SrHS	72390	616	87.6	7.3	3.0	1.0	1.2
Total	139631	1446	88.8	6.5	2.7	0.9	1.2

4.19 - Do your parents talk with you about the problems of alcohol/drugs?

<i>Grade Level</i>	<i>N of Valid</i>	<i>N of Miss</i>	<i>Never</i>	<i>Seldom</i>	<i>Sometimes</i>	<i>Often</i>	<i>A Lot</i>
6th	18459	180	13.4	16.0	28.0	19.0	23.5
7th	20826	157	15.8	18.2	29.4	17.6	19.0
8th	28248	201	17.3	21.8	30.0	16.3	14.6
9th	20221	123	18.6	22.3	29.9	15.5	13.7
10th	20698	132	18.9	24.2	30.8	14.9	11.3
11th	16212	88	19.0	24.3	31.5	15.0	10.2
12th	15465	67	21.0	24.9	31.6	13.7	8.9
JrHs	67533	538	15.8	19.1	29.3	17.4	18.4
SrHS	72596	410	19.3	23.8	30.9	14.8	11.2
Total	140129	948	17.6	21.5	30.1	16.1	14.7

4.20 - Do your friends talk with you about the problems of alcohol/drugs?

<i>Grade Level</i>	<i>N of Valid</i>	<i>N of Miss</i>	<i>Never</i>	<i>Seldom</i>	<i>Sometimes</i>	<i>Often</i>	<i>A Lot</i>
6th	18426	213	49.4	25.5	17.0	4.7	3.4
7th	20802	181	46.5	26.9	18.0	5.2	3.5
8th	28211	238	42.3	27.8	20.1	6.0	3.8
9th	20179	165	37.4	27.5	22.9	7.3	4.9
10th	20667	163	33.9	28.1	24.6	8.5	4.9
11th	16188	112	30.4	29.2	26.6	9.0	4.8
12th	15408	124	29.0	29.5	28.3	8.7	4.5
JrHs	67439	632	45.5	26.9	18.6	5.4	3.6
SrHS	72442	564	33.0	28.5	25.4	8.3	4.8
Total	139881	1196	39.0	27.7	22.1	6.9	4.2

4.21 - Do your parents set clear rules for you?

<i>Grade Level</i>	<i>N of Valid</i>	<i>N of Miss</i>	<i>Never</i>	<i>Seldom</i>	<i>Sometimes</i>	<i>Often</i>	<i>A Lot</i>
6th	18390	249	3.2	5.6	15.6	25.6	50.0
7th	20745	238	3.6	7.4	17.6	27.5	44.0
8th	28149	300	4.0	8.5	19.8	29.4	38.3
9th	20125	219	4.3	8.9	20.6	30.7	35.5
10th	20628	202	4.3	9.5	21.1	31.4	33.7
11th	16138	162	4.8	10.4	22.8	31.7	30.3
12th	15354	178	7.1	12.8	23.7	30.6	25.9
JrHs	67284	787	3.6	7.4	17.9	27.8	43.2
SrHS	72245	761	5.0	10.2	21.9	31.1	31.8
Total	139529	1548	4.4	8.9	20.0	29.5	37.3

4.22 - Do your parents punish you when you break the rules?

<i>Grade Level</i>	<i>N of Valid</i>	<i>N of Miss</i>	<i>Never</i>	<i>Seldom</i>	<i>Sometimes</i>	<i>Often</i>	<i>A Lot</i>
6th	18297	342	6.7	10.7	25.8	25.5	31.3
7th	20650	333	6.8	12.2	26.4	25.9	28.7
8th	28032	417	6.7	13.3	26.2	27.1	26.7
9th	20037	307	7.6	14.6	26.5	26.8	24.5
10th	20525	305	7.7	14.4	27.6	26.8	23.4
11th	16072	228	9.5	16.8	29.1	26.0	18.7
12th	15292	240	12.7	18.6	29.4	23.8	15.4
JrHs	66979	1092	6.8	12.3	26.2	26.3	28.5
SrHS	71926	1080	9.1	15.9	28.0	26.0	20.9
Total	138905	2172	8.0	14.1	27.1	26.1	24.6

4.23 - Have you been in trouble with the police?

<i>Grade Level</i>	<i>N of Valid</i>	<i>N of Miss</i>	<i>Never</i>	<i>Seldom</i>	<i>Sometimes</i>	<i>Often</i>	<i>A Lot</i>
6th	18105	534	83.4	8.9	4.0	1.6	2.0
7th	20506	477	77.8	11.8	5.5	2.5	2.5
8th	27826	623	72.9	14.4	6.9	2.7	3.0
9th	19958	386	71.1	15.6	7.3	2.9	3.1
10th	20409	421	72.1	15.9	6.9	2.5	2.6
11th	15986	314	71.2	16.9	7.5	2.2	2.2
12th	15231	301	72.2	17.8	6.3	1.6	2.1
JrHs	66437	1634	77.3	12.1	5.7	2.3	2.6
SrHS	71584	1422	71.6	16.4	7.0	2.4	2.5
Total	138021	3056	74.4	14.3	6.4	2.4	2.6

4.24 - Do you take part in gang activities?

<i>Grade Level</i>	<i>N of Valid</i>	<i>N of Miss</i>	<i>Never</i>	<i>Seldom</i>	<i>Sometimes</i>	<i>Often</i>	<i>A Lot</i>
6th	18335	304	90.2	4.6	2.4	1.1	1.7
7th	20683	300	87.1	6.1	3.4	1.4	2.0
8th	28097	352	84.9	6.8	3.9	1.8	2.6
9th	20127	217	86.5	6.0	3.4	1.6	2.6
10th	20625	205	88.6	5.1	2.8	1.3	2.3
11th	16148	152	89.9	4.3	2.7	1.1	2.0
12th	15387	145	91.5	3.4	2.0	1.0	2.1
JrHs	67115	956	87.0	6.0	3.3	1.5	2.2
SrHS	72287	719	88.9	4.8	2.8	1.2	2.3
Total	139402	1675	88.0	5.4	3.0	1.4	2.2

4.25 - Have you thought about committing suicide?

<i>Grade Level</i>	<i>N of Valid</i>	<i>N of Miss</i>	<i>Never</i>	<i>Seldom</i>	<i>Sometimes</i>	<i>Often</i>	<i>A Lot</i>
6th	17956	683	81.1	9.1	5.3	1.8	2.7
7th	20328	655	75.7	11.3	7.0	2.5	3.4
8th	27796	653	69.5	13.8	8.6	3.6	4.5
9th	19878	466	66.9	14.8	10.0	3.9	4.4
10th	20384	446	65.7	16.8	10.1	3.8	3.6
11th	15982	318	64.1	18.2	10.9	3.4	3.4
12th	15219	313	66.4	18.2	9.9	2.8	2.7
JrHs	66080	1991	74.6	11.8	7.2	2.8	3.6
SrHS	71463	1543	65.8	16.9	10.2	3.5	3.6
Total	137543	3534	70.0	14.4	8.8	3.2	3.6

4.26 - In 5th grade, did your class participate in the DARE program?

<i>Grade Level</i>	<i>N of Valid</i>	<i>N of Miss</i>	<i>No</i>	<i>Yes</i>
6th	18303	336	18.9	81.1
7th	20634	349	21.9	78.1
8th	28033	416	19.4	80.6
9th	20051	293	21.7	78.3
10th	20566	264	22.2	77.8
11th	16071	229	30.4	69.6
12th	15246	286	39.8	60.2
JrHs	66970	1101	20.0	80.0
SrHS	71934	1072	27.6	72.4
Total	138904	2173	24.0	76.0

4.27 - Have your teachers taught you about the dangers of alcohol/drugs?

<i>Grade Level</i>	<i>N of Valid</i>	<i>N of Miss</i>	<i>No</i>	<i>Yes</i>
6th	18349	290	9.0	91.0
7th	20735	248	8.9	91.1
8th	28108	341	10.9	89.1
9th	20104	240	10.7	89.3
10th	20593	237	12.1	87.9
11th	16122	178	13.6	86.4
12th	15340	192	15.8	84.2
JrHs	67192	879	9.8	90.2
SrHS	72159	847	12.8	87.2
Total	139351	1726	11.4	88.6

4.3. Harmful To Health

4.28 - Do you feel that using cigarettes is harmful to your health?

<i>Grade Level</i>	<i>N of Valid</i>	<i>N of Miss</i>	<i>No Harm</i>	<i>Some Harm</i>	<i>Harmful</i>	<i>Very Harmful</i>
6th	18332	307	3.1	13.5	37.2	46.2
7th	20703	280	4.0	18.0	36.7	41.2
8th	28133	316	4.9	21.8	35.5	37.7
9th	20127	217	4.8	21.9	35.6	37.7
10th	20581	249	4.2	21.5	36.5	37.8
11th	16130	170	3.8	21.1	36.6	38.5
12th	15375	157	3.4	18.3	37.0	41.3
JrHs	67168	903	4.2	18.4	36.3	41.1
SrHS	72213	793	4.1	20.8	36.4	38.7
Total	139381	1696	4.1	19.6	36.4	39.9

4.29 - Do you feel that using beer is harmful to your health?

<i>Grade Level</i>	<i>N of Valid</i>	<i>N of Miss</i>	<i>No Harm</i>	<i>Some Harm</i>	<i>Harmful</i>	<i>Very Harmful</i>
6th	18348	291	5.4	26.8	36.1	31.7
7th	20719	264	7.2	29.6	34.9	28.2
8th	28109	340	9.6	35.1	31.4	23.9
9th	20123	221	11.0	37.9	29.5	21.6
10th	20565	265	10.6	39.5	29.8	20.1
11th	16108	192	10.5	41.6	29.0	18.9
12th	15343	189	10.6	42.4	27.9	19.2
JrHs	67176	895	7.7	31.2	33.8	27.4
SrHS	72139	867	10.7	40.1	29.1	20.0
Total	139315	1762	9.2	35.8	31.4	23.6

4.30 - Do you feel that using wine coolers is harmful to your health?

<i>Grade Level</i>	<i>N of Valid</i>	<i>N of Miss</i>	<i>No Harm</i>	<i>Some Harm</i>	<i>Harmful</i>	<i>Very Harmful</i>
6th	18199	440	13.5	36.7	26.6	23.2
7th	20610	373	18.0	38.3	24.2	19.5
8th	28005	444	22.4	41.1	20.4	16.1
9th	20054	290	25.4	42.5	18.1	14.1
10th	20505	325	23.7	44.2	18.9	13.2
11th	16073	227	23.3	46.1	18.0	12.6
12th	15315	217	21.3	46.9	18.4	13.4
JrHs	66814	1257	18.6	39.0	23.3	19.1
SrHS	71947	1059	23.6	44.7	18.4	13.4
Total	138761	2316	21.2	42.0	20.7	16.1

4.31 - Do you feel that using liquor is harmful to your health?

<i>Grade Level</i>	<i>N of Valid</i>	<i>N of Miss</i>	<i>No Harm</i>	<i>Some Harm</i>	<i>Harmful</i>	<i>Very Harmful</i>
6th	18201	438	3.4	14.3	35.3	47.0
7th	20588	395	4.9	17.5	36.2	41.4
8th	27979	470	6.9	22.4	35.1	35.7
9th	20055	289	7.7	26.3	33.9	32.1
10th	20471	359	7.5	27.9	34.3	30.2
11th	16073	227	7.4	30.9	33.3	28.4
12th	15316	216	7.6	32.0	32.9	27.6
JrHs	66768	1303	5.3	18.7	35.5	40.5
SrHS	71915	1091	7.6	29.0	33.6	29.8
Total	138683	2394	6.5	24.0	34.5	35.0

4.32 - Do you feel that using marijuana is harmful to your health?

<i>Grade Level</i>	<i>N of Valid</i>	<i>N of Miss</i>	<i>No Harm</i>	<i>Some Harm</i>	<i>Harmful</i>	<i>Very Harmful</i>
6th	18260	379	3.5	3.7	9.5	83.3
7th	20686	297	5.5	6.7	12.8	75.0
8th	28029	420	8.0	11.7	17.5	62.8
9th	20073	271	10.4	15.6	19.2	54.7
10th	20508	322	11.0	19.0	22.6	47.4
11th	16067	233	11.7	21.0	23.6	43.7
12th	15307	225	10.7	23.0	24.9	41.4
JrHs	66975	1096	6.0	8.0	13.8	72.2
SrHS	71955	1051	10.9	19.4	22.4	47.3
Total	138930	2147	8.5	13.9	18.3	59.3

4.33 - Do you feel that using cocaine is harmful to your health?

<i>Grade Level</i>	<i>N of Valid</i>	<i>N of Miss</i>	<i>No Harm</i>	<i>Some Harm</i>	<i>Harmful</i>	<i>Very Harmful</i>
6th	18274	365	2.1	1.2	5.5	91.2
7th	20672	311	2.2	1.9	6.8	89.1
8th	28062	387	2.5	2.1	8.7	86.7
9th	20077	267	2.4	2.3	9.0	86.3
10th	20529	301	2.1	2.1	8.7	87.2
11th	16093	207	2.1	2.1	8.1	87.7
12th	15333	199	2.1	1.8	8.2	87.9
JrHs	67008	1063	2.3	1.8	7.3	88.7
SrHS	72032	974	2.2	2.1	8.5	87.2
Total	139040	2037	2.2	2.0	7.9	87.9

4.34 - Do you feel that using uppers is harmful to your health?

<i>Grade Level</i>	<i>N of Valid</i>	<i>N of Miss</i>	<i>No Harm</i>	<i>Some Harm</i>	<i>Harmful</i>	<i>Very Harmful</i>
6th	17656	983	3.5	6.9	19.8	69.8
7th	20496	487	3.4	6.7	19.9	70.0
8th	27920	529	3.7	7.8	20.0	68.5
9th	20019	325	3.9	8.8	20.6	66.8
10th	20481	349	3.4	8.5	21.0	67.1
11th	16077	223	3.3	8.7	21.6	66.4
12th	15310	222	3.0	8.2	21.7	67.0
JrHs	66072	1999	3.6	7.2	19.9	69.3
SrHS	71887	1119	3.4	8.6	21.2	66.8
Total	137959	3118	3.5	7.9	20.6	68.0

4.35 - Do you feel that using downers is harmful to your health?

<i>Grade Level</i>	<i>N of Valid</i>	<i>N of Miss</i>	<i>No Harm</i>	<i>Some Harm</i>	<i>Harmful</i>	<i>Very Harmful</i>
6th	17619	1020	4.1	8.3	22.9	64.7
7th	20464	519	3.6	8.4	22.0	66.0
8th	27877	572	3.9	8.6	21.1	66.5
9th	19999	345	3.7	9.3	21.3	65.6
10th	20474	356	3.1	8.8	21.6	66.6
11th	16052	248	3.0	8.6	22.0	66.4
12th	15293	239	2.8	8.3	22.0	66.9
JrHs	65960	2111	3.9	8.5	21.8	65.8
SrHS	71818	1188	3.2	8.8	21.7	66.3
Total	137778	3299	3.5	8.6	21.8	66.1

4.36 - Do you feel that using inhalants is harmful to your health?

<i>Grade Level</i>	<i>N of Valid</i>	<i>N of Miss</i>	<i>No Harm</i>	<i>Some Harm</i>	<i>Harmful</i>	<i>Very Harmful</i>
6th	18090	549	3.9	10.6	21.5	64.1
7th	20574	409	4.2	10.5	20.9	64.4
8th	27964	485	4.4	10.4	20.9	64.4
9th	20021	323	4.1	9.6	19.9	66.5
10th	20493	337	3.0	7.6	18.9	70.4
11th	16051	249	2.8	7.1	18.0	72.2
12th	15304	228	2.7	6.1	18.7	72.5
JrHs	66628	1443	4.2	10.5	21.0	64.3
SrHS	71869	1137	3.2	7.7	18.9	70.2
Total	138497	2580	3.7	9.1	19.9	67.3

4.37 - Do you feel that using hallucinogens is harmful to your health?

<i>Grade Level</i>	<i>N of Valid</i>	<i>N of Miss</i>	<i>No Harm</i>	<i>Some Harm</i>	<i>Harmful</i>	<i>Very Harmful</i>
6th	17464	1175	2.8	4.0	15.1	78.1
7th	20400	583	2.8	4.0	14.0	79.2
8th	27854	595	3.2	4.1	13.3	79.4
9th	19992	352	3.4	4.7	13.0	78.9
10th	20466	364	3.1	4.5	12.5	79.8
11th	16059	241	3.0	4.8	12.2	80.0
12th	15281	251	3.0	4.5	12.5	80.0
JrHs	65718	2353	3.0	4.0	14.0	79.0
SrHS	71798	1208	3.1	4.6	12.6	79.7
Total	137516	3561	3.0	4.3	13.3	79.3

4.38 - Do you feel that using heroin is harmful to your health?

<i>Grade Level</i>	<i>N of Valid</i>	<i>N of Miss</i>	<i>No Harm</i>	<i>Some Harm</i>	<i>Harmful</i>	<i>Very Harmful</i>
6th	17910	729	2.4	2.3	9.8	85.5
7th	20525	458	2.5	2.3	9.1	86.2
8th	27935	514	2.5	2.2	8.6	86.7
9th	20024	320	2.3	2.1	8.3	87.3
10th	20496	334	2.0	1.6	7.2	89.2
11th	16075	225	1.9	1.6	6.8	89.6
12th	15307	225	2.1	1.4	6.5	90.0
JrHs	66370	1701	2.5	2.2	9.1	86.2
SrHS	71902	1104	2.1	1.7	7.3	88.9
Total	138272	2805	2.3	2.0	8.1	87.6

4.39 - Do you feel that using designer drugs is harmful to your health?

<i>Grade Level</i>	<i>N of Valid</i>	<i>N of Miss</i>	<i>No Harm</i>	<i>Some Harm</i>	<i>Harmful</i>	<i>Very Harmful</i>
6th	17337	1302	4.1	6.4	18.0	71.5
7th	20133	850	4.0	7.1	18.8	70.2
8th	27510	939	4.3	7.1	18.7	69.9
9th	19794	550	3.7	7.0	18.4	70.8
10th	20281	549	3.3	5.9	17.4	73.4
11th	15946	354	3.2	5.9	16.2	74.7
12th	15166	366	3.0	4.9	15.4	76.7
JrHs	64980	3091	4.1	6.9	18.5	70.4
SrHS	71187	1819	3.3	6.0	17.0	73.7
Total	136167	4910	3.7	6.4	17.7	72.1

4.4. Within The Past Year How Often Have You Used

4.40 - Within the past year how often have you smoked cigarettes?

Grade Level	N of Valid	N of Miss	Did Not Use	1/yr	6/yr	1/mo	2/mo	1/wk	3/wk	Every Day
6th	18389	250	81.6	8.0	2.6	1.0	1.1	1.5	1.9	2.4
7th	20743	240	69.8	10.5	4.1	2.1	2.2	2.6	3.6	5.1
8th	28159	290	58.3	11.2	5.8	3.0	3.2	3.6	5.3	9.6
9th	20144	200	53.1	10.6	6.1	2.7	3.2	3.8	5.3	15.1
10th	20621	209	49.7	10.0	6.4	2.7	3.2	3.7	5.8	18.4
11th	16163	137	47.9	8.4	5.7	2.7	3.2	3.5	5.9	22.6
12th	15401	131	47.6	8.0	6.1	2.9	2.9	3.5	5.5	23.4
JrHs	67291	780	68.2	10.1	4.4	2.2	2.3	2.7	3.9	6.3
SrHS	72329	677	49.8	9.4	6.1	2.8	3.1	3.7	5.6	19.5
Total	139620	1457	58.7	9.7	5.3	2.5	2.7	3.2	4.8	13.1

4.41 - Within the past year how often have you drunk beer?

Grade Level	N of Valid	N of Miss	Did Not Use	1/yr	6/yr	1/mo	2/mo	1/wk	3/wk	Every Day
6th	18365	274	79.7	12.4	2.8	1.4	1.1	1.0	0.7	0.8
7th	20733	250	68.7	15.7	5.4	2.7	2.6	2.4	1.4	1.0
8th	28114	335	57.0	16.9	7.9	4.8	5.0	4.5	2.5	1.4
9th	20127	217	47.1	15.8	9.8	6.7	7.7	7.5	3.6	1.7
10th	20618	212	41.0	14.5	11.4	7.5	9.7	10.0	4.4	1.6
11th	16138	162	36.6	13.7	11.5	7.7	11.0	12.2	5.6	1.7
12th	15390	142	34.7	12.5	11.2	7.8	11.3	13.2	7.1	2.3
JrHs	67212	859	66.8	15.3	5.8	3.2	3.2	2.9	1.7	1.1
SrHS	72273	733	40.4	14.3	10.9	7.4	9.7	10.5	5.0	1.8
Total	139485	1592	53.1	14.8	8.5	5.4	6.6	6.8	3.4	1.5

4.42 - Within the past year how often have you drunk wine coolers?

Grade Level	N of Valid	N of Miss	Did Not Use	1/yr	6/yr	1/mo	2/mo	1/wk	3/wk	Every Day
6th	18319	320	78.7	13.2	3.0	1.4	1.1	0.9	0.7	1.0
7th	20702	281	67.9	17.2	5.4	2.7	2.4	2.0	1.3	1.1
8th	28081	368	57.4	19.0	8.2	4.9	4.0	3.2	1.8	1.5
9th	20103	241	50.9	19.6	9.7	6.1	5.8	4.4	2.1	1.5
10th	20581	249	47.4	18.8	11.3	7.5	7.0	4.8	1.9	1.3
11th	16131	169	44.6	19.1	12.7	7.7	7.6	5.2	2.0	1.1
12th	15380	152	44.6	18.1	13.7	7.8	7.8	5.0	1.7	1.4
JrHs	67102	969	66.4	16.9	5.9	3.3	2.7	2.2	1.4	1.2
SrHS	72195	811	47.1	18.9	11.7	7.2	7.0	4.8	1.9	1.3
Total	139297	1780	56.4	17.9	8.9	5.3	4.9	3.6	1.7	1.3

4.43 - Within the past year how often have you drunk liquor?

<i>Grade Level</i>	<i>N of Valid</i>	<i>N of Miss</i>	<i>Did Not Use</i>	<i>1/yr</i>	<i>6/yr</i>	<i>1/mo</i>	<i>2/mo</i>	<i>1/wk</i>	<i>3/wk</i>	<i>Every Day</i>
6th	18284	355	89.7	5.8	1.4	0.6	0.7	0.6	0.4	0.8
7th	20657	326	79.2	10.5	3.3	2.0	1.6	1.5	1.0	1.0
8th	27998	451	65.5	14.0	5.8	4.2	3.8	3.5	1.8	1.5
9th	20044	300	53.7	15.2	8.2	6.5	6.4	5.7	2.6	1.8
10th	20579	251	46.2	15.8	10.5	7.6	8.3	7.1	3.0	1.5
11th	16080	220	40.0	15.6	11.9	9.2	10.0	8.5	3.3	1.6
12th	15336	196	37.7	15.6	12.8	9.2	10.9	8.6	3.3	1.8
JrHs	66939	1132	76.3	10.7	3.8	2.5	2.3	2.1	1.2	1.1
SrHS	72039	967	45.1	15.5	10.6	8.0	8.7	7.3	3.0	1.7
Total	138978	2099	60.1	13.2	7.4	5.4	5.6	4.8	2.1	1.4

4.44 - Within the past year how often have you smoked marijuana?

<i>Grade Level</i>	<i>N of Valid</i>	<i>N of Miss</i>	<i>Did Not Use</i>	<i>1/yr</i>	<i>6/yr</i>	<i>1/mo</i>	<i>2/mo</i>	<i>1/wk</i>	<i>3/wk</i>	<i>Every Day</i>
6th	18285	354	94.4	2.0	0.6	0.4	0.5	0.5	0.6	1.1
7th	20649	334	87.3	4.0	1.6	1.1	1.2	1.3	1.5	1.9
8th	28024	425	78.0	5.7	2.9	2.1	2.3	2.7	3.1	3.1
9th	20069	275	70.0	6.6	3.9	2.7	3.5	3.9	4.5	4.9
10th	20563	267	64.0	8.0	5.3	3.5	4.1	4.4	5.0	5.7
11th	16107	193	60.7	8.6	6.0	3.6	4.5	4.6	5.3	6.8
12th	15335	197	60.6	8.9	6.1	3.8	4.2	4.4	4.9	7.0
JrHs	66958	1113	85.3	4.2	1.9	1.4	1.5	1.7	1.9	2.2
SrHS	72074	932	64.2	7.9	5.2	3.4	4.1	4.3	4.9	6.0
Total	139032	2045	74.4	6.1	3.6	2.4	2.8	3.0	3.5	4.2

4.45 - Within the past year how often have you used cocaine?

<i>Grade Level</i>	<i>N of Valid</i>	<i>N of Miss</i>	<i>Did Not Use</i>	<i>1/yr</i>	<i>6/yr</i>	<i>1/mo</i>	<i>2/mo</i>	<i>1/wk</i>	<i>3/wk</i>	<i>Every Day</i>
6th	18238	401	98.3	0.5	0.1	0.1	0.1	0.1	0.1	0.6
7th	20644	339	97.3	0.9	0.3	0.3	0.2	0.2	0.2	0.7
8th	28008	441	95.9	1.4	0.5	0.4	0.4	0.4	0.3	0.8
9th	20059	285	95.0	1.7	0.7	0.4	0.5	0.4	0.3	0.9
10th	20542	288	94.4	1.9	0.9	0.6	0.4	0.5	0.4	1.0
11th	16093	207	93.6	2.2	1.0	0.6	0.6	0.5	0.4	1.0
12th	15332	200	93.0	2.4	1.0	0.6	0.7	0.5	0.5	1.3
JrHs	66890	1181	97.0	1.0	0.3	0.3	0.2	0.2	0.2	0.7
SrHS	72026	980	94.1	2.0	0.9	0.5	0.5	0.5	0.4	1.0
Total	138916	2161	95.5	1.5	0.6	0.4	0.4	0.4	0.3	0.9

4.46 - Within the past year how often have you used uppers?

Grade Level	N of Valid	N of Miss	Did Not Use	1/yr	6/yr	1/mo	2/mo	1/wk	3/wk	Every Day
6th	18044	595	97.5	0.8	0.2	0.1	0.2	0.2	0.2	0.8
7th	20608	375	95.7	1.3	0.6	0.4	0.3	0.3	0.4	0.9
8th	27976	473	93.0	2.3	1.1	0.7	0.7	0.6	0.6	1.0
9th	20016	328	90.8	2.7	1.6	1.1	1.1	0.7	0.7	1.3
10th	20518	312	89.5	3.3	2.0	1.2	1.0	0.9	0.7	1.3
11th	16074	226	88.7	3.1	2.2	1.6	1.1	1.1	0.8	1.3
12th	15314	218	89.3	2.8	2.2	1.5	1.2	0.9	0.6	1.5
JrHs	66628	1443	95.1	1.6	0.7	0.5	0.4	0.4	0.4	0.9
SrHS	71922	1084	89.7	3.0	2.0	1.3	1.1	0.9	0.7	1.4
Total	138550	2527	92.3	2.3	1.4	0.9	0.8	0.6	0.6	1.2

4.47 - Within the past year how often have you used downers?

Grade Level	N of Valid	N of Miss	Did Not Use	1/yr	6/yr	1/mo	2/mo	1/wk	3/wk	Every Day
6th	18010	629	97.7	0.7	0.3	0.2	0.1	0.1	0.2	0.7
7th	20555	428	96.5	1.2	0.5	0.3	0.3	0.2	0.2	0.7
8th	27933	516	94.6	1.6	0.9	0.7	0.5	0.5	0.4	0.9
9th	19987	357	93.2	2.0	1.2	0.7	0.7	0.6	0.5	1.1
10th	20468	362	92.8	2.0	1.3	0.7	0.9	0.7	0.4	1.1
11th	16077	223	92.2	2.1	1.5	1.0	0.9	0.7	0.5	0.9
12th	15285	247	92.6	1.9	1.6	0.9	0.7	0.6	0.5	1.3
JrHs	66498	1573	96.0	1.2	0.6	0.4	0.3	0.3	0.3	0.8
SrHS	71817	1189	92.8	2.0	1.4	0.8	0.8	0.6	0.5	1.1
Total	138315	2762	94.3	1.6	1.0	0.6	0.6	0.5	0.4	0.9

4.48 - Within the past year how often have you used inhalants?

Grade Level	N of Valid	N of Miss	Did Not Use	1/yr	6/yr	1/mo	2/mo	1/wk	3/wk	Every Day
6th	18162	477	93.4	3.1	0.9	0.5	0.4	0.3	0.4	0.9
7th	20571	412	91.3	4.0	1.3	0.8	0.6	0.6	0.5	1.0
8th	27955	494	89.4	4.3	1.7	1.0	0.9	0.8	0.7	1.2
9th	19986	358	91.2	3.5	1.5	0.9	0.6	0.7	0.6	1.1
10th	20483	347	92.9	2.9	1.2	0.6	0.6	0.5	0.3	0.9
11th	16049	251	93.7	2.5	1.0	0.6	0.6	0.4	0.4	0.8
12th	15268	264	94.2	2.0	1.1	0.5	0.5	0.3	0.2	1.2
JrHs	66688	1383	91.1	3.9	1.4	0.8	0.7	0.6	0.6	1.1
SrHS	71786	1220	92.9	2.8	1.2	0.7	0.6	0.5	0.4	1.0
Total	138474	2603	92.0	3.3	1.3	0.7	0.6	0.5	0.5	1.0

4.49 - Within the past year how often have you used hallucinogens?

<i>Grade Level</i>	<i>N of Valid</i>	<i>N of Miss</i>	<i>Did Not Use</i>	<i>1/yr</i>	<i>6/yr</i>	<i>1/mo</i>	<i>2/mo</i>	<i>1/wk</i>	<i>3/wk</i>	<i>Every Day</i>
6th	17951	688	98.1	0.6	0.2	0.1	0.1	0.1	0.1	0.7
7th	20531	452	97.1	0.8	0.4	0.4	0.2	0.2	0.2	0.7
8th	27899	550	94.8	1.6	0.9	0.5	0.5	0.5	0.4	0.8
9th	19964	380	92.9	2.3	1.2	0.8	0.8	0.6	0.4	1.0
10th	20459	371	90.9	2.9	1.9	1.1	1.1	0.7	0.5	0.9
11th	16058	242	89.2	3.8	2.6	1.3	1.2	0.7	0.4	0.9
12th	15298	234	88.3	4.2	2.9	1.3	1.1	0.6	0.4	1.3
JrHS	66381	1690	96.4	1.1	0.5	0.4	0.3	0.3	0.2	0.8
SrHS	71779	1227	90.5	3.2	2.1	1.1	1.0	0.7	0.4	1.0
Total	138160	2917	93.4	2.2	1.3	0.7	0.7	0.5	0.3	0.9

4.50 - Within the past year how often have you use heroin?

<i>Grade Level</i>	<i>N of Valid</i>	<i>N of Miss</i>	<i>Did Not Use</i>	<i>1/yr</i>	<i>6/yr</i>	<i>1/mo</i>	<i>2/mo</i>	<i>1/wk</i>	<i>3/wk</i>	<i>Every Day</i>
6th	18034	605	98.4	0.4	0.2	0.1	0.0	0.1	0.1	0.7
7th	20515	468	97.8	0.6	0.2	0.2	0.2	0.2	0.1	0.7
8th	27909	540	97.0	0.9	0.3	0.3	0.3	0.2	0.3	0.8
9th	19930	414	97.0	0.9	0.3	0.3	0.2	0.2	0.2	0.9
10th	20435	395	96.9	0.9	0.3	0.2	0.2	0.2	0.2	1.0
11th	16038	262	97.1	0.9	0.3	0.2	0.2	0.3	0.2	0.8
12th	15266	266	96.6	0.9	0.3	0.3	0.3	0.2	0.2	1.2
JrHS	66458	1613	97.6	0.6	0.2	0.2	0.2	0.2	0.2	0.7
SrHS	71669	1337	96.9	0.9	0.3	0.2	0.2	0.2	0.2	1.0
Total	138127	2950	97.3	0.8	0.3	0.2	0.2	0.2	0.2	0.9

4.51 - Within the past year how often have you use designer drugs?

<i>Grade Level</i>	<i>N of Valid</i>	<i>N of Miss</i>	<i>Did Not Use</i>	<i>1/yr</i>	<i>6/yr</i>	<i>1/mo</i>	<i>2/mo</i>	<i>1/wk</i>	<i>3/wk</i>	<i>Every Day</i>
6th	17734	905	97.2	0.9	0.3	0.2	0.2	0.2	0.2	0.9
7th	20315	668	96.3	1.3	0.5	0.3	0.3	0.3	0.2	0.9
8th	27721	728	94.9	1.6	0.8	0.6	0.5	0.4	0.3	1.0
9th	19883	461	95.1	1.6	0.7	0.5	0.4	0.4	0.3	1.0
10th	20353	477	95.1	1.5	0.7	0.6	0.4	0.4	0.3	1.0
11th	15983	317	94.8	1.7	1.0	0.6	0.4	0.4	0.3	0.9
12th	15229	303	95.2	1.4	0.8	0.5	0.4	0.2	0.2	1.2
JrHS	65770	2301	95.9	1.3	0.6	0.4	0.4	0.3	0.2	0.9
SrHS	71448	1558	95.0	1.5	0.8	0.5	0.4	0.3	0.3	1.0
Total	137218	3859	95.5	1.4	0.7	0.5	0.4	0.3	0.3	1.0

4.52 - Within the past year how often have you drunk alcohol?

<i>Grade Level</i>	<i>N of Valid</i>	<i>N of Miss</i>	<i>Did Not Use</i>	<i>1/yr</i>	<i>6/yr</i>	<i>1/mo</i>	<i>2/mo</i>	<i>1/wk</i>	<i>3/wk</i>	<i>Every Day</i>
6th	18474	165	70.4	17.7	4.4	1.9	1.6	1.5	1.2	1.3
7th	20855	128	56.7	21.6	7.6	3.6	3.6	3.0	2.2	1.7
8th	28266	183	44.4	21.4	10.7	6.1	6.1	5.6	3.5	2.2
9th	20216	128	35.1	19.6	12.4	7.7	9.0	8.9	4.7	2.6
10th	20715	115	30.0	17.5	13.8	8.8	10.9	11.3	5.5	2.1
11th	16206	94	25.1	16.6	14.4	8.9	12.3	13.8	6.5	2.3
12th	15453	79	23.5	15.2	14.5	8.4	13.3	14.4	7.8	2.8
JrHs	67595	476	55.3	20.5	8.0	4.2	4.1	3.7	2.5	1.8
SrHS	72590	416	29.0	17.4	13.7	8.4	11.2	11.8	6.0	2.4
Total	140185	892	41.7	18.9	11.0	6.4	7.8	7.9	4.3	2.1

4.53 - Within the past year how often have you use illicit drugs?

<i>Grade Level</i>	<i>N of Valid</i>	<i>N of Miss</i>	<i>Did Not Use</i>	<i>1/yr</i>	<i>6/yr</i>	<i>1/mo</i>	<i>2/mo</i>	<i>1/wk</i>	<i>3/wk</i>	<i>Every Day</i>
6th	18466	173	88.6	4.6	1.5	0.8	0.8	0.8	1.0	2.0
7th	20850	133	80.7	6.9	2.5	1.5	1.7	1.7	2.0	3.1
8th	28277	172	72.1	7.7	3.9	2.5	2.7	3.1	3.5	4.5
9th	20215	129	66.0	7.9	4.5	2.9	3.7	4.1	4.9	6.1
10th	20718	112	60.9	8.8	5.7	3.6	4.2	4.7	5.3	6.7
11th	16214	86	57.9	9.0	6.4	3.8	4.7	4.8	5.6	7.8
12th	15459	73	58.4	9.1	6.4	4.0	4.4	4.6	5.2	8.0
JrHs	67593	478	79.3	6.6	2.8	1.7	1.9	2.1	2.4	3.3
SrHS	72606	400	61.1	8.6	5.7	3.5	4.2	4.6	5.2	7.0
Total	140199	878	69.9	7.7	4.3	2.7	3.1	3.3	3.8	5.3

4.5. What Effect Do You Most Often Get When You Use

4.54 - What effect do you most often get when you drink beer?

<i>Grade Level</i>	<i>N of Valid</i>	<i>N of Miss</i>	<i>Do Not Use</i>	<i>No High</i>	<i>A Little High</i>	<i>Very High</i>	<i>Bombed/ Stoned</i>
6th	18296	343	79.5	13.1	4.5	1.1	1.8
7th	20627	356	69.5	18.2	8.0	1.8	2.5
8th	27963	486	58.2	20.7	13.7	3.6	3.9
9th	20006	338	48.9	18.5	20.2	6.4	6.0
10th	20488	342	42.5	15.9	23.1	10.0	8.4
11th	16052	248	38.2	14.3	26.3	11.6	9.6
12th	15290	242	36.5	12.0	27.2	13.6	10.8
JrHs	66886	1185	67.5	17.8	9.4	2.3	2.9
SrHS	71836	1170	42.0	15.4	23.9	10.1	8.5
Total	138722	2355	54.3	16.6	16.9	6.4	5.8

4.55 - What effect do you most often get when you drink wine coolers?

<i>Grade Level</i>	<i>N of Valid</i>	<i>N of Miss</i>	<i>Do Not Use</i>	<i>No High</i>	<i>A Little High</i>	<i>Very High</i>	<i>Bombed/ Stoned</i>
6th	18195	444	77.8	16.9	3.5	0.8	1.1
7th	20502	481	67.7	24.7	5.5	1.0	1.1
8th	27842	607	57.4	30.5	9.3	1.4	1.4
9th	19896	448	50.6	32.3	13.4	1.9	1.9
10th	20406	424	47.2	30.4	16.9	3.0	2.4
11th	15992	308	44.3	29.7	19.9	3.5	2.5
12th	15227	305	44.4	26.8	22.1	3.7	3.0
JrHs	66539	1532	66.1	25.0	6.5	1.1	1.2
SrHS	71521	1485	46.9	30.0	17.7	2.9	2.4
Total	138060	3017	56.2	27.6	12.3	2.1	1.8

4.56 - What effect do you most often get when you drink liquor?

<i>Grade Level</i>	<i>N of Valid</i>	<i>N of Miss</i>	<i>Do Not Use</i>	<i>No High</i>	<i>A Little High</i>	<i>Very High</i>	<i>Bombed/ Stoned</i>
6th	18146	493	87.6	5.0	3.4	2.0	1.9
7th	20445	538	78.4	9.1	6.0	3.7	2.8
8th	27778	671	65.5	11.1	10.9	6.6	5.9
9th	19878	466	54.0	10.5	15.0	10.9	9.5
10th	20386	444	47.1	9.2	15.7	14.6	13.5
11th	15976	324	41.0	8.4	17.9	16.8	15.9
12th	15210	322	38.7	7.2	17.7	18.9	17.5
JrHs	66369	1702	75.5	8.8	7.4	4.5	3.8
SrHS	71450	1556	45.9	9.0	16.4	15.0	13.8
Total	137819	3258	60.1	8.9	12.1	9.9	9.0

4.57 - What effect do you most often get when you smoke marijuana?

<i>Grade Level</i>	<i>N of Valid</i>	<i>N of Miss</i>	<i>Do Not Use</i>	<i>No High</i>	<i>A Little High</i>	<i>Very High</i>	<i>Bombed/Stoned</i>
6th	18109	530	91.2	0.7	1.6	2.3	4.2
7th	20419	564	84.9	1.1	3.1	4.3	6.6
8th	27727	722	76.4	1.3	4.8	6.6	10.9
9th	19813	531	69.0	1.3	6.1	9.4	14.1
10th	20327	503	63.4	2.0	7.3	11.1	16.2
11th	15926	374	60.2	1.9	8.9	12.1	16.8
12th	15181	351	60.4	2.1	8.5	12.5	16.5
JrHs	66255	1816	83.1	1.1	3.4	4.7	7.7
SrHS	71247	1759	63.6	1.8	7.6	11.2	15.8
Total	137502	3575	73.0	1.5	5.6	8.1	11.9

4.58 - What effect do you most often get when you use cocaine?

<i>Grade Level</i>	<i>N of Valid</i>	<i>N of Miss</i>	<i>Do Not Use</i>	<i>No High</i>	<i>A Little High</i>	<i>Very High</i>	<i>Bombed/Stoned</i>
6th	18097	542	95.2	0.3	0.4	1.1	2.9
7th	20403	580	95.0	0.4	0.6	1.1	2.9
8th	27684	765	94.5	0.5	0.8	1.3	3.1
9th	19793	551	94.1	0.6	0.8	1.5	3.0
10th	20302	528	93.9	0.4	0.9	1.6	3.2
11th	15871	429	93.4	0.5	1.0	1.9	3.2
12th	15146	386	92.8	0.5	1.2	2.2	3.3
JrHs	66184	1887	94.8	0.4	0.6	1.2	3.0
SrHS	71112	1894	93.6	0.5	1.0	1.8	3.2
Total	137296	3781	94.2	0.5	0.8	1.5	3.1

4.59 - What effect do you most often get when you use uppers?

<i>Grade Level</i>	<i>N of Valid</i>	<i>N of Miss</i>	<i>Do Not Use</i>	<i>No High</i>	<i>A Little High</i>	<i>Very High</i>	<i>Bombed/Stoned</i>
6th	17870	769	94.7	0.8	1.0	1.3	2.2
7th	20372	611	93.6	1.2	1.7	1.6	1.9
8th	27677	772	91.7	1.3	2.7	2.0	2.2
9th	19786	558	90.1	1.5	3.5	2.6	2.3
10th	20276	554	89.7	1.5	4.2	2.7	2.0
11th	15866	434	88.8	1.7	4.9	2.8	1.9
12th	15132	400	89.6	1.5	4.2	2.5	2.2
JrHs	65919	2152	93.1	1.2	1.9	1.7	2.1
SrHS	71060	1946	89.6	1.5	4.2	2.6	2.1
Total	136979	4098	91.3	1.4	3.1	2.2	2.1

4.60 - What effect do you most often get when you use downers?

<i>Grade Level</i>	<i>N of Valid</i>	<i>N of Miss</i>	<i>Do Not Use</i>	<i>No High</i>	<i>A Little High</i>	<i>Very High</i>	<i>Bombed/Stoned</i>
6th	17873	766	95.1	0.9	0.9	1.1	2.0
7th	20310	673	94.4	1.2	1.4	1.1	1.9
8th	27618	831	93.3	1.5	2.0	1.3	1.9
9th	19743	601	92.5	1.5	2.4	1.5	2.0
10th	20249	581	92.8	1.5	2.5	1.3	1.9
11th	15854	446	92.1	1.5	3.1	1.6	1.7
12th	15131	401	92.7	1.3	2.5	1.4	2.1
JrHs	65801	2270	94.1	1.2	1.5	1.2	1.9
SrHS	70977	2029	92.5	1.5	2.6	1.5	1.9
Total	136778	4299	93.3	1.4	2.1	1.3	1.9

4.61 - What effect do you most often get when you use inhalants?

<i>Grade Level</i>	<i>N of Valid</i>	<i>N of Miss</i>	<i>Do Not Use</i>	<i>No High</i>	<i>A Little High</i>	<i>Very High</i>	<i>Bombed/Stoned</i>
6th	18029	610	91.1	2.0	3.0	1.7	2.2
7th	20362	621	89.7	2.4	4.0	1.8	2.2
8th	27687	762	88.7	2.3	4.6	2.1	2.2
9th	19763	581	90.7	1.9	3.8	1.7	2.0
10th	20256	574	92.9	1.3	2.8	1.3	1.7
11th	15859	441	93.5	1.1	2.4	1.3	1.7
12th	15144	388	93.9	0.9	1.9	1.3	2.0
JrHs	66078	1993	89.7	2.2	4.0	1.9	2.2
SrHS	71022	1984	92.6	1.3	2.8	1.4	1.8
Total	137100	3977	91.2	1.8	3.4	1.7	2.0

4.62 - What effect do you most often get when you use hallucinogens?

<i>Grade Level</i>	<i>N of Valid</i>	<i>N of Miss</i>	<i>Do Not Use</i>	<i>No High</i>	<i>A Little High</i>	<i>Very High</i>	<i>Bombed/Stoned</i>
6th	17832	807	95.4	0.4	0.6	1.1	2.4
7th	20334	649	95.0	0.6	0.6	1.2	2.6
8th	27626	823	93.7	0.5	0.8	1.5	3.5
9th	19726	618	92.1	0.5	0.9	1.7	4.8
10th	20235	595	90.6	0.4	0.8	2.3	5.8
11th	15853	447	89.0	0.4	0.8	2.8	7.0
12th	15118	414	88.2	0.4	0.7	3.2	7.5
JrHs	65792	2279	94.6	0.5	0.7	1.3	2.9
SrHS	70932	2074	90.2	0.4	0.8	2.4	6.1
Total	136724	4353	92.3	0.5	0.8	1.9	4.6

4.63 - What effect do you most often get when you use heroin?

<i>Grade Level</i>	<i>N of Valid</i>	<i>N of Miss</i>	<i>Do Not Use</i>	<i>No High</i>	<i>A Little High</i>	<i>Very High</i>	<i>Bombed/Stoned</i>
6th	17931	708	95.6	0.4	0.4	1.1	2.6
7th	20331	652	95.4	0.5	0.6	1.0	2.6
8th	27625	824	95.6	0.5	0.5	0.8	2.5
9th	19743	601	96.0	0.4	0.4	0.7	2.5
10th	20259	571	96.5	0.4	0.4	0.5	2.2
11th	15838	462	96.6	0.4	0.3	0.7	2.0
12th	15115	417	96.2	0.4	0.4	0.7	2.4
JrHs	65887	2184	95.6	0.4	0.5	0.9	2.6
SrHS	70955	2051	96.3	0.4	0.4	0.7	2.3
Total	136842	4235	95.9	0.4	0.4	0.8	2.4

4.64 - What effect do you most often get when you use designer drugs?

<i>Grade Level</i>	<i>N of Valid</i>	<i>N of Miss</i>	<i>Do Not Use</i>	<i>No High</i>	<i>A Little High</i>	<i>Very High</i>	<i>Bombed/Stoned</i>
6th	17709	930	94.7	1.2	0.8	1.0	2.2
7th	20163	820	94.4	1.4	1.0	1.1	2.2
8th	27516	933	94.0	1.7	1.2	0.9	2.2
9th	19680	664	94.4	1.4	1.2	1.0	2.0
10th	20222	608	94.7	1.2	1.2	1.1	1.8
11th	15823	477	94.6	1.2	1.3	1.1	1.9
12th	15088	444	94.9	0.8	0.9	1.2	2.3
JrHs	65388	2683	94.3	1.5	1.0	1.0	2.2
SrHS	70813	2193	94.6	1.1	1.2	1.1	2.0
Total	136201	4876	94.5	1.3	1.1	1.0	2.1

4.6. Where Do You Use

4.65 - Where do you smoke cigarettes?

<i>Grade Level</i>	<i>N of Valid</i>	<i>N of Miss</i>	<i>Do Not Use</i>	<i>At Home</i>	<i>At School</i>	<i>In A Car</i>	<i>Friend's House</i>	<i>Other</i>
6th	18639	0	81.8	6.4	1.1	1.9	8.1	8.0
7th	20983	0	71.0	11.4	2.6	4.9	15.0	14.3
8th	28449	0	61.6	18.4	5.1	10.7	23.4	20.2
9th	20344	0	57.3	21.6	11.0	18.4	27.3	22.7
10th	20830	0	54.9	23.4	13.1	26.5	30.5	24.5
11th	16300	0	52.6	24.1	14.1	32.6	32.4	27.6
12th	15532	0	52.5	23.5	13.0	34.3	32.8	28.1
JrHs	68071	0	70.0	13.0	3.2	6.5	16.7	15.1
SrHS	73006	0	54.5	23.1	12.7	27.3	30.5	25.4
Total	141077	0	62.0	18.2	8.1	17.2	23.8	20.4

4.66 - Where do you drink beer?

<i>Grade Level</i>	<i>N of Valid</i>	<i>N of Miss</i>	<i>Do Not Use</i>	<i>At Home</i>	<i>At School</i>	<i>In A Car</i>	<i>Friend's House</i>	<i>Other</i>
6th	18639	0	80.6	10.2	0.6	1.2	5.2	5.6
7th	20983	0	70.3	14.4	0.8	2.2	12.3	10.2
8th	28449	0	59.1	18.6	1.5	4.7	23.1	15.5
9th	20344	0	49.1	20.1	2.3	8.1	33.1	21.0
10th	20830	0	42.7	20.8	2.7	11.0	41.3	25.7
11th	16300	0	38.8	21.6	3.3	13.5	45.6	30.0
12th	15532	0	36.8	23.1	3.6	15.3	48.7	31.7
JrHs	68071	0	68.4	15.0	1.0	3.0	14.9	11.1
SrHS	73006	0	42.4	21.3	2.9	11.7	41.6	26.6
Total	141077	0	54.9	18.3	2.0	7.5	28.7	19.1

4.67 - Where do you drink wine coolers?

<i>Grade Level</i>	<i>N of Valid</i>	<i>N of Miss</i>	<i>Do Not Use</i>	<i>At Home</i>	<i>At School</i>	<i>In A Car</i>	<i>Friend's House</i>	<i>Other</i>
6th	18639	0	79.0	12.1	0.6	1.2	4.4	5.6
7th	20983	0	68.8	16.6	0.7	2.1	10.3	9.6
8th	28449	0	58.6	20.9	1.2	3.9	18.5	13.9
9th	20344	0	52.0	21.4	1.7	5.8	26.0	17.2
10th	20830	0	48.5	20.9	1.9	7.1	31.3	19.4
11th	16300	0	46.3	20.6	2.0	8.8	34.6	22.2
12th	15532	0	46.2	19.2	2.1	8.8	36.2	22.1
JrHs	68071	0	67.3	17.2	0.9	2.6	12.1	10.3
SrHS	73006	0	48.5	20.6	1.9	7.5	31.6	20.0
Total	141077	0	57.6	19.0	1.4	5.1	22.2	15.3

4.68 - Where do you drink liquor?

Grade Level	N of Valid	N of Miss	Do Not Use	At Home	At School	In A Car	Friend's House	Other
6th	18639	0	88.5	4.3	0.5	0.8	2.9	3.2
7th	20983	0	79.5	8.5	0.8	1.7	8.0	6.9
8th	28449	0	66.6	14.2	1.6	3.6	18.1	12.2
9th	20344	0	54.7	17.3	2.6	6.4	28.6	17.9
10th	20830	0	47.8	19.0	3.2	8.9	35.9	22.5
11th	16300	0	42.4	20.4	3.9	10.9	41.1	27.4
12th	15532	0	39.9	20.9	3.7	11.9	44.5	29.1
JrHs	68071	0	76.6	9.7	1.1	2.3	10.8	8.1
SrHS	73006	0	46.9	19.2	3.3	9.3	36.8	23.7
Total	141077	0	61.2	14.7	2.2	5.9	24.3	16.2

4.69 - Where do you smoke marijuana?

Grade Level	N of Valid	N of Miss	Do Not Use	At Home	At School	In A Car	Friend's House	Other
6th	18639	0	92.1	1.5	0.7	1.0	2.6	2.6
7th	20983	0	85.6	3.4	1.3	2.7	7.1	6.3
8th	28449	0	76.9	7.1	2.5	6.1	14.3	11.6
9th	20344	0	69.2	10.4	5.0	11.2	20.5	16.4
10th	20830	0	63.8	12.3	6.7	16.2	25.6	19.5
11th	16300	0	61.1	13.5	6.8	19.6	28.4	22.5
12th	15532	0	61.2	13.5	6.5	20.5	28.5	22.0
JrHs	68071	0	83.7	4.4	1.7	3.6	8.9	7.5
SrHS	73006	0	64.1	12.3	6.2	16.5	25.4	19.8
Total	141077	0	73.6	8.5	4.0	10.3	17.4	13.9

4.70 - Where do you use cocaine?

Grade Level	N of Valid	N of Miss	Do Not Use	At Home	At School	In A Car	Friend's House	Other
6th	18639	0	95.3	0.5	0.5	0.4	0.6	0.7
7th	20983	0	94.8	0.7	0.5	0.5	1.3	1.2
8th	28449	0	93.8	1.1	0.9	0.8	1.9	1.8
9th	20344	0	92.5	1.6	1.1	1.1	2.5	2.0
10th	20830	0	92.1	1.8	1.2	1.5	3.0	2.3
11th	16300	0	91.8	1.9	1.3	1.8	3.6	2.6
12th	15532	0	91.0	2.0	1.6	2.3	4.0	2.8
JrHs	68071	0	94.5	0.8	0.6	0.6	1.4	1.3
SrHS	73006	0	91.9	1.8	1.3	1.6	3.2	2.4
Total	141077	0	93.2	1.3	1.0	1.1	2.3	1.9

4.71 - Where do you use uppers?

<i>Grade Level</i>	<i>N of Valid</i>	<i>N of Miss</i>	<i>Do Not Use</i>	<i>At Home</i>	<i>At School</i>	<i>In A Car</i>	<i>Friend's House</i>	<i>Other</i>
6th	18639	0	93.8	1.0	0.6	0.4	0.7	0.8
7th	20983	0	93.3	1.7	0.9	0.7	1.7	1.5
8th	28449	0	91.1	2.9	2.0	1.3	2.9	2.4
9th	20344	0	88.8	4.1	3.1	2.0	4.3	3.3
10th	20830	0	88.2	4.4	3.7	2.5	4.8	3.8
11th	16300	0	87.8	4.7	4.0	3.1	5.3	4.5
12th	15532	0	88.0	4.4	3.6	2.9	4.9	4.2
JrHs	68071	0	92.5	2.0	1.3	0.9	2.0	1.7
SrHS	73006	0	88.2	4.4	3.6	2.6	4.8	3.9
Total	141077	0	90.3	3.2	2.5	1.8	3.4	2.8

4.72 - Where do you use downers?

<i>Grade Level</i>	<i>N of Valid</i>	<i>N of Miss</i>	<i>Do Not Use</i>	<i>At Home</i>	<i>At School</i>	<i>In A Car</i>	<i>Friend's House</i>	<i>Other</i>
6th	18639	0	94.2	0.9	0.5	0.4	0.6	0.7
7th	20983	0	94.0	1.3	0.6	0.5	1.3	1.3
8th	28449	0	92.5	2.3	1.3	1.0	2.1	1.9
9th	20344	0	90.8	3.2	1.9	1.5	3.0	2.3
10th	20830	0	90.9	3.1	2.0	1.7	3.3	2.5
11th	16300	0	90.6	3.6	2.2	2.0	3.7	2.9
12th	15532	0	90.8	3.2	2.0	2.0	3.4	2.8
JrHs	68071	0	93.4	1.6	0.9	0.6	1.4	1.4
SrHS	73006	0	90.8	3.3	2.0	1.8	3.3	2.6
Total	141077	0	92.1	2.5	1.5	1.2	2.4	2.0

4.73 - Where do you use inhalants?

<i>Grade Level</i>	<i>N of Valid</i>	<i>N of Miss</i>	<i>Do Not Use</i>	<i>At Home</i>	<i>At School</i>	<i>In A Car</i>	<i>Friend's House</i>	<i>Other</i>
6th	18639	0	91.5	2.5	2.5	0.6	1.7	1.4
7th	20983	0	89.9	3.6	3.0	1.0	2.7	2.3
8th	28449	0	88.6	4.8	3.6	1.3	3.8	2.9
9th	20344	0	89.5	3.9	2.8	1.4	3.3	2.5
10th	20830	0	91.2	3.0	1.9	1.2	2.6	2.1
11th	16300	0	91.9	2.5	1.9	1.2	2.4	2.0
12th	15532	0	91.9	2.2	1.7	1.4	2.6	2.4
JrHs	68071	0	89.8	3.8	3.1	1.0	2.9	2.3
SrHS	73006	0	91.0	3.0	2.1	1.3	2.8	2.2
Total	141077	0	90.4	3.4	2.6	1.2	2.8	2.3

4.74 - Where do you use hallucinogens?

<i>Grade Level</i>	<i>N of Valid</i>	<i>N of Miss</i>	<i>Do Not Use</i>	<i>At Home</i>	<i>At School</i>	<i>In A Car</i>	<i>Friend's House</i>	<i>Other</i>
6th	18639	0	94.1	0.4	0.5	0.4	0.5	0.7
7th	20983	0	94.4	0.7	0.5	0.5	1.2	1.2
8th	28449	0	92.7	1.7	1.1	1.0	2.5	2.3
9th	20344	0	90.3	2.6	1.7	1.7	4.1	3.2
10th	20830	0	88.6	3.7	2.3	2.8	5.6	4.4
11th	16300	0	87.7	4.4	2.6	3.5	6.7	5.5
12th	15532	0	86.4	4.4	2.8	3.9	7.4	6.6
JrHs	68071	0	93.6	1.0	0.8	0.7	1.6	1.5
SrHS	73006	0	88.4	3.7	2.3	2.9	5.8	4.8
Total	141077	0	90.9	2.4	1.6	1.8	3.7	3.2

4.75 - Where do you use heroin?

<i>Grade Level</i>	<i>N of Valid</i>	<i>N of Miss</i>	<i>Do Not Use</i>	<i>At Home</i>	<i>At School</i>	<i>In A Car</i>	<i>Friend's House</i>	<i>Other</i>
6th	18639	0	94.9	0.4	0.5	0.3	0.5	0.6
7th	20983	0	94.9	0.6	0.4	0.4	0.8	1.0
8th	28449	0	94.5	0.8	0.7	0.6	1.3	1.4
9th	20344	0	93.7	1.1	0.8	0.8	1.4	1.3
10th	20830	0	94.2	1.1	0.8	0.8	1.4	1.2
11th	16300	0	94.5	1.0	0.9	0.8	1.3	1.2
12th	15532	0	93.8	1.1	1.1	1.0	1.5	1.4
JrHs	68071	0	94.7	0.6	0.5	0.5	0.9	1.0
SrHS	73006	0	94.1	1.1	0.9	0.8	1.4	1.3
Total	141077	0	94.4	0.8	0.7	0.6	1.2	1.2

4.76 - Where do you use designer drugs?

<i>Grade Level</i>	<i>N of Valid</i>	<i>N of Miss</i>	<i>Do Not Use</i>	<i>At Home</i>	<i>At School</i>	<i>In A Car</i>	<i>Friend's House</i>	<i>Other</i>
6th	18639	0	92.7	1.3	0.5	0.4	0.6	0.8
7th	20983	0	92.8	1.4	0.6	0.5	1.1	1.2
8th	28449	0	92.3	2.2	1.0	0.8	1.7	1.9
9th	20344	0	92.0	2.2	1.2	1.1	2.0	1.8
10th	20830	0	92.0	2.2	1.3	1.2	2.1	2.1
11th	16300	0	92.5	2.0	1.2	1.3	2.2	2.4
12th	15532	0	92.3	1.8	1.3	1.3	2.2	2.3
JrHs	68071	0	92.6	1.7	0.7	0.6	1.2	1.4
SrHS	73006	0	92.2	2.1	1.2	1.2	2.1	2.1
Total	141077	0	92.4	1.9	1.0	0.9	1.7	1.8

4.7. When Do You Use

4.77 - When do you smoke cigarettes?

<i>Grade Level</i>	<i>N of Valid</i>	<i>N of Miss</i>	<i>Do Not Use</i>	<i>Before School</i>	<i>During School</i>	<i>After School</i>	<i>Weeknights</i>	<i>Weekends</i>
6th	18639	0	82.0	2.3	0.9	6.0	4.4	11.1
7th	20983	0	71.6	5.2	1.9	11.8	8.7	19.2
8th	28449	0	62.4	9.8	3.8	18.9	15.0	27.7
9th	20344	0	58.4	14.3	9.4	22.4	18.9	30.9
10th	20830	0	56.0	17.3	11.3	25.5	22.9	35.1
11th	16300	0	53.5	21.5	12.7	28.8	26.6	38.4
12th	15532	0	53.3	21.4	12.4	28.1	27.5	39.6
JrHs	68071	0	70.6	6.3	2.4	13.2	10.2	20.6
SrHS	73006	0	55.5	18.3	11.3	25.9	23.6	35.6
Total	141077	0	62.8	12.5	7.0	19.8	17.1	28.4

4.78 - When do you drink beer?

<i>Grade Level</i>	<i>N of Valid</i>	<i>N of Miss</i>	<i>Do Not Use</i>	<i>Before School</i>	<i>During School</i>	<i>After School</i>	<i>Weeknights</i>	<i>Weekends</i>
6th	18639	0	81.8	0.8	0.6	2.8	3.3	11.5
7th	20983	0	72.1	1.1	0.6	4.6	5.8	20.2
8th	28449	0	60.9	1.9	1.2	7.2	8.7	31.7
9th	20344	0	50.8	2.4	1.9	7.7	10.4	41.5
10th	20830	0	44.3	2.4	2.0	8.0	11.2	49.2
11th	16300	0	40.3	2.7	2.1	8.7	12.7	54.2
12th	15532	0	38.0	2.8	2.5	8.8	14.3	56.6
JrHs	68071	0	70.1	1.4	0.9	5.2	6.3	22.7
SrHS	73006	0	43.9	2.6	2.1	8.3	12.0	49.7
Total	141077	0	56.5	2.0	1.5	6.8	9.3	36.7

4.79 - When do you drink wine or wine coolers?

<i>Grade Level</i>	<i>N of Valid</i>	<i>N of Miss</i>	<i>Do Not Use</i>	<i>Before School</i>	<i>During School</i>	<i>After School</i>	<i>Weeknights</i>	<i>Weekends</i>
6th	18639	0	80.5	0.8	0.6	2.6	3.6	12.4
7th	20983	0	70.8	1.0	0.6	4.5	5.8	21.0
8th	28449	0	60.6	1.7	1.0	6.5	8.2	31.0
9th	20344	0	53.6	1.8	1.6	6.2	8.9	37.9
10th	20830	0	50.2	1.5	1.4	5.8	8.8	42.8
11th	16300	0	48.0	1.6	1.3	5.8	9.1	46.0
12th	15532	0	47.3	1.5	1.7	4.6	8.8	46.6
JrHs	68071	0	69.2	1.3	0.8	4.8	6.2	22.8
SrHS	73006	0	50.0	1.6	1.5	5.6	8.9	43.0
Total	141077	0	59.3	1.4	1.1	5.2	7.6	33.3

4.80 - When do you drink liquor?

<i>Grade Level</i>	<i>N of Valid</i>	<i>N of Miss</i>	<i>Do Not Use</i>	<i>Before School</i>	<i>During School</i>	<i>After School</i>	<i>Weeknights</i>	<i>Weekends</i>
6th	18639	0	88.6	0.7	0.6	1.5	1.8	5.7
7th	20983	0	79.9	0.9	0.6	3.0	3.7	13.4
8th	28449	0	67.6	1.7	1.3	5.6	6.8	25.4
9th	20344	0	55.8	2.2	2.1	6.4	8.5	36.7
10th	20830	0	49.2	2.3	2.2	6.7	9.4	44.3
11th	16300	0	43.7	2.5	2.4	7.0	10.4	50.7
12th	15532	0	40.9	2.3	2.6	6.6	10.9	53.3
JrHs	68071	0	77.1	1.1	0.9	3.7	4.5	16.3
SrHS	73006	0	48.0	2.3	2.3	6.7	9.7	45.5
Total	141077	0	62.1	1.8	1.6	5.2	7.2	31.4

4.81 - When do you smoke marijuana?

<i>Grade Level</i>	<i>N of Valid</i>	<i>N of Miss</i>	<i>Do Not Use</i>	<i>Before School</i>	<i>During School</i>	<i>After School</i>	<i>Weeknights</i>	<i>Weekends</i>
6th	18639	0	91.3	0.9	0.6	1.6	1.6	3.6
7th	20983	0	85.1	1.7	1.0	3.7	3.8	8.9
8th	28449	0	76.9	4.2	1.9	7.4	7.7	17.0
9th	20344	0	69.4	6.4	4.4	10.9	11.6	23.2
10th	20830	0	64.7	7.9	5.9	12.9	14.1	28.9
11th	16300	0	62.1	8.7	5.8	14.2	15.9	32.0
12th	15532	0	62.5	8.1	6.2	13.2	15.8	31.6
JrHs	68071	0	83.3	2.5	1.3	4.7	4.8	10.8
SrHS	73006	0	65.0	7.7	5.5	12.7	14.2	28.6
Total	141077	0	73.8	5.2	3.5	8.8	9.7	20.0

4.82 - When do you use cocaine?

<i>Grade Level</i>	<i>N of Valid</i>	<i>N of Miss</i>	<i>Do Not Use</i>	<i>Before School</i>	<i>During School</i>	<i>After School</i>	<i>Weeknights</i>	<i>Weekends</i>
6th	18639	0	94.5	0.5	0.5	0.5	0.4	0.9
7th	20983	0	93.8	0.4	0.5	0.8	0.7	1.6
8th	28449	0	92.8	0.7	0.8	1.0	1.0	2.6
9th	20344	0	91.5	1.0	1.1	1.3	1.2	3.1
10th	20830	0	91.5	1.0	1.1	1.4	1.5	3.8
11th	16300	0	91.4	1.1	1.2	1.7	1.9	4.1
12th	15532	0	90.5	1.2	1.5	1.7	2.0	4.7
JrHs	68071	0	93.6	0.5	0.6	0.8	0.8	1.8
SrHS	73006	0	91.3	1.1	1.2	1.5	1.6	3.9
Total	141077	0	92.4	0.8	0.9	1.1	1.2	2.9

4.83 - When do you use uppers?

<i>Grade Level</i>	<i>N of Valid</i>	<i>N of Miss</i>	<i>Do Not Use</i>	<i>Before School</i>	<i>During School</i>	<i>After School</i>	<i>Weeknights</i>	<i>Weekends</i>
6th	18639	0	92.9	0.6	0.5	0.7	0.6	1.1
7th	20983	0	92.5	1.0	0.8	1.2	1.1	2.2
8th	28449	0	90.2	1.8	1.8	2.0	1.9	3.9
9th	20344	0	88.0	2.6	2.8	2.6	2.7	4.9
10th	20830	0	87.9	2.8	3.1	2.9	3.0	5.7
11th	16300	0	87.5	3.4	3.5	3.3	3.6	6.2
12th	15532	0	87.9	2.9	3.2	2.9	3.5	5.7
JrHs	68071	0	91.7	1.2	1.1	1.4	1.3	2.6
SrHS	73006	0	87.8	2.9	3.1	2.9	3.2	5.6
Total	141077	0	89.7	2.1	2.1	2.2	2.3	4.1

4.84 - When do you use downers?

<i>Grade Level</i>	<i>N of Valid</i>	<i>N of Miss</i>	<i>Do Not Use</i>	<i>Before School</i>	<i>During School</i>	<i>After School</i>	<i>Weeknights</i>	<i>Weekends</i>
6th	18639	0	93.2	0.4	0.5	0.6	0.5	0.9
7th	20983	0	93.1	0.6	0.6	0.9	0.9	1.7
8th	28449	0	91.6	1.1	1.2	1.5	1.6	3.0
9th	20344	0	89.9	1.5	1.7	2.0	2.2	3.7
10th	20830	0	90.3	1.4	1.7	2.0	2.2	4.0
11th	16300	0	90.2	1.7	1.8	2.3	2.6	4.5
12th	15532	0	90.4	1.4	1.9	2.0	2.5	4.1
JrHs	68071	0	92.5	0.8	0.8	1.1	1.1	2.0
SrHS	73006	0	90.2	1.5	1.8	2.1	2.3	4.0
Total	141077	0	91.3	1.1	1.3	1.6	1.7	3.1

4.85 - When do you use inhalants?

<i>Grade Level</i>	<i>N of Valid</i>	<i>N of Miss</i>	<i>Do Not Use</i>	<i>Before School</i>	<i>During School</i>	<i>After School</i>	<i>Weeknights</i>	<i>Weekends</i>
6th	18639	0	90.8	0.8	2.3	1.5	1.2	2.3
7th	20983	0	89.3	1.0	2.8	2.3	1.9	3.5
8th	28449	0	88.1	1.4	3.3	2.9	2.6	4.9
9th	20344	0	88.8	1.4	2.7	2.3	2.2	4.0
10th	20830	0	90.9	1.0	1.8	1.8	1.7	3.3
11th	16300	0	91.4	0.9	1.7	1.7	1.7	3.2
12th	15532	0	91.6	0.9	1.6	1.4	1.6	3.2
JrHs	68071	0	89.2	1.1	2.9	2.3	2.0	3.7
SrHS	73006	0	90.6	1.1	2.0	1.9	1.9	3.5
Total	141077	0	89.9	1.1	2.4	2.1	1.9	3.6

BEST COPY AVAILABLE

96

4.86 - When do you use hallucinogens?

Grade Level	N of Valid	N of Miss	Do Not Use	Before School	During School	After School	Weeknights	Weekends
6th	18639	0	93.3	0.4	0.5	0.5	0.5	0.8
7th	20983	0	93.3	0.4	0.5	0.7	0.8	1.5
8th	28449	0	91.8	0.8	0.9	1.2	1.3	3.3
9th	20344	0	89.3	1.1	1.4	1.7	1.8	4.7
10th	20830	0	88.1	1.5	2.0	2.2	2.5	6.7
11th	16300	0	87.3	1.5	2.3	2.6	2.8	7.9
12th	15532	0	86.4	1.4	2.2	2.3	2.9	8.6
JrHs	68071	0	92.7	0.6	0.6	0.9	0.9	2.0
SrHS	73006	0	87.9	1.4	1.9	2.2	2.4	6.8
Total	141077	0	90.2	1.0	1.3	1.5	1.7	4.5

4.87 - When do you use heroin?

Grade Level	N of Valid	N of Miss	Do Not Use	Before School	During School	After School	Weeknights	Weekends
6th	18639	0	93.8	0.3	0.5	0.4	0.4	0.7
7th	20983	0	93.7	0.3	0.4	0.6	0.6	1.1
8th	28449	0	93.4	0.6	0.6	0.7	0.8	1.7
9th	20344	0	92.5	0.7	0.9	0.9	1.0	1.8
10th	20830	0	93.3	0.6	0.7	0.8	0.9	1.8
11th	16300	0	93.7	0.7	0.9	0.9	1.1	1.8
12th	15532	0	93.1	0.8	1.0	0.9	1.0	2.0
JrHs	68071	0	93.6	0.5	0.5	0.6	0.6	1.3
SrHS	73006	0	93.1	0.7	0.9	0.9	1.0	1.8
Total	141077	0	93.4	0.6	0.7	0.7	0.8	1.6

4.88 - When do you use designer drugs?

Grade Level	N of Valid	N of Miss	Do Not Use	Before School	During School	After School	Weeknights	Weekends
6th	18639	0	91.8	0.7	0.5	0.8	0.7	1.2
7th	20983	0	91.9	0.8	0.5	1.0	0.9	1.6
8th	28449	0	91.5	1.2	0.9	1.5	1.3	2.5
9th	20344	0	90.7	1.2	1.1	1.4	1.5	2.7
10th	20830	0	91.3	1.2	1.2	1.4	1.4	3.0
11th	16300	0	91.7	1.0	1.1	1.4	1.5	3.2
12th	15532	0	91.6	1.0	1.2	1.3	1.3	3.0
JrHs	68071	0	91.7	0.9	0.7	1.1	1.0	1.9
SrHS	73006	0	91.3	1.1	1.2	1.4	1.4	2.9
Total	141077	0	91.5	1.0	0.9	1.2	1.2	2.4

4.8. While At School Have You

4.89 - While at school have you carried a gun?

<i>Grade Level</i>	<i>N of Valid</i>	<i>N of Miss</i>	<i>Never</i>	<i>One Time</i>	<i>2-5 Times</i>	<i>6 or More Times</i>
6th	18207	432	97.1	1.2	0.4	1.2
7th	20521	462	96.4	1.6	0.6	1.4
8th	27895	554	95.6	1.8	0.7	1.8
9th	19901	443	95.3	1.8	0.8	2.1
10th	20380	450	95.7	1.6	0.8	1.9
11th	16013	287	95.6	1.5	0.9	2.0
12th	15252	280	95.8	1.3	0.9	2.1
JrHs	66623	1448	96.3	1.6	0.6	1.5
SrHS	71546	1460	95.6	1.6	0.8	2.0
Total	138169	2908	95.9	1.6	0.7	1.8

4.90 - While at school have you carried a knife, club or other weapon?

<i>Grade Level</i>	<i>N of Valid</i>	<i>N of Miss</i>	<i>Never</i>	<i>One Time</i>	<i>2-5 Times</i>	<i>6 or More Times</i>
6th	18177	462	88.0	7.5	2.0	2.5
7th	20495	488	83.5	8.8	3.8	3.9
8th	27882	567	79.3	9.7	5.0	6.1
9th	19878	466	78.9	7.8	5.0	8.3
10th	20357	473	79.7	6.3	4.9	9.0
11th	15988	312	80.2	5.6	4.3	9.8
12th	15236	296	82.8	4.2	3.7	9.3
JrHs	66554	1517	83.0	8.8	3.8	4.4
SrHS	71459	1547	80.3	6.1	4.5	9.0
Total	138013	3064	81.6	7.4	4.2	6.8

4.91 - While at school have you threatened a student with a gun, knife or club?

<i>Grade Level</i>	<i>N of Valid</i>	<i>N of Miss</i>	<i>Never</i>	<i>One Time</i>	<i>2-5 Times</i>	<i>6 or More Times</i>
6th	18042	597	95.7	2.1	0.8	1.4
7th	20302	681	93.9	3.0	1.4	1.7
8th	27658	791	92.2	3.6	1.9	2.3
9th	19722	622	92.3	3.3	2.0	2.5
10th	20250	580	93.3	2.8	1.8	2.1
11th	15895	405	93.1	2.8	1.8	2.4
12th	15154	378	94.8	1.8	1.4	2.0
JrHs	66002	2069	93.7	3.0	1.5	1.9
SrHS	71021	1985	93.3	2.7	1.7	2.3
Total	137023	4054	93.5	2.9	1.6	2.1

4.92 - While at school have you threatened to hurt a student by hitting, slapping or kicking?

<i>Grade Level</i>	<i>N of Valid</i>	<i>N of Miss</i>	<i>Never</i>	<i>One Time</i>	<i>2-5 Times</i>	<i>6 or More Times</i>
6th	18123	516	62.9	15.7	11.1	10.3
7th	20451	532	54.9	15.7	14.3	15.1
8th	27828	621	50.9	15.5	16.4	17.2
9th	19848	496	54.5	14.9	15.7	14.9
10th	20324	506	59.2	13.7	14.3	12.7
11th	15974	326	62.6	12.4	13.4	11.6
12th	15220	312	67.8	11.0	12.1	9.1
JrHs	66402	1669	55.4	15.6	14.3	14.7
SrHS	71366	1640	60.5	13.2	14.0	12.3
Total	137768	3309	58.0	14.4	14.2	13.4

4.93 - While at school have you hurt a student by using a gun, knife or club?

<i>Grade Level</i>	<i>N of Valid</i>	<i>N of Miss</i>	<i>Never</i>	<i>One Time</i>	<i>2-5 Times</i>	<i>6 or More Times</i>
6th	18095	544	97.0	1.4	0.6	1.0
7th	20388	595	95.9	2.0	0.9	1.3
8th	27739	710	94.9	2.3	1.1	1.7
9th	19786	558	94.6	2.3	1.2	1.8
10th	20297	533	95.6	1.9	1.1	1.4
11th	15956	344	95.6	1.9	1.0	1.5
12th	15201	331	96.4	1.4	0.8	1.4
JrHs	66222	1849	95.8	2.0	0.9	1.4
SrHS	71240	1766	95.5	1.9	1.0	1.6
Total	137462	3615	95.6	1.9	1.0	1.5

4.94 - While at school have you hurt a student by hitting, slapping or kicking?

<i>Grade Level</i>	<i>N of Valid</i>	<i>N of Miss</i>	<i>Never</i>	<i>One Time</i>	<i>2-5 Times</i>	<i>6 or More Times</i>
6th	18068	571	66.9	16.3	9.4	7.4
7th	20374	609	61.4	16.5	12.2	9.9
8th	27733	716	58.8	16.5	14.0	10.7
9th	19811	533	64.0	14.9	12.0	9.1
10th	20286	544	70.8	12.2	9.8	7.2
11th	15929	371	73.7	11.2	8.9	6.2
12th	15200	332	78.8	9.1	7.2	4.8
JrHs	66175	1896	61.8	16.4	12.2	9.6
SrHS	71226	1780	71.3	12.1	9.7	7.0
Total	137401	3676	66.7	14.2	10.9	8.2

4.95 - While at school have you been threatened with a gun, knife or club by a student?

<i>Grade Level</i>	<i>N of Valid</i>	<i>N of Miss</i>	<i>Never</i>	<i>One Time</i>	<i>2-5 Times</i>	<i>6 or More Times</i>
6th	18020	619	89.8	6.1	2.3	1.8
7th	20355	628	88.5	6.6	2.8	2.1
8th	27756	693	87.5	7.0	3.1	2.3
9th	19802	542	87.2	7.0	3.3	2.5
10th	20281	549	88.9	6.1	3.0	1.9
11th	15932	368	89.8	5.4	2.8	2.0
12th	15198	334	91.4	4.7	2.2	1.7
JrHs	66131	1940	88.4	6.6	2.8	2.1
SrHS	71213	1793	89.2	5.9	2.9	2.1
Total	137344	3733	88.8	6.2	2.8	2.1

4.96 - While at school have you had a student threaten to hit, slap or kick you?

<i>Grade Level</i>	<i>N of Valid</i>	<i>N of Miss</i>	<i>Never</i>	<i>One Time</i>	<i>2-5 Times</i>	<i>6 or More Times</i>
6th	18080	559	55.7	19.3	13.8	11.3
7th	20387	596	52.8	20.1	15.4	11.7
8th	27769	680	53.1	19.7	15.7	11.4
9th	19816	528	57.3	19.1	14.0	9.6
10th	20307	523	62.3	17.2	12.4	8.0
11th	15948	352	67.5	15.1	10.9	6.5
12th	15206	326	73.3	12.3	9.2	5.2
JrHs	66236	1835	53.7	19.7	15.1	11.5
SrHS	71277	1729	64.4	16.2	11.8	7.5
Total	137513	3564	59.3	17.9	13.4	9.4

4.97 - While at school have you been afraid a student may hurt you?

<i>Grade Level</i>	<i>N of Valid</i>	<i>N of Miss</i>	<i>Never</i>	<i>One Time</i>	<i>2-5 Times</i>	<i>6 or More Times</i>
6th	18033	606	69.9	16.8	7.5	5.8
7th	20382	601	68.9	17.9	7.9	5.3
8th	27761	688	71.4	17.1	7.0	4.5
9th	19785	559	73.3	16.2	6.7	3.9
10th	20278	552	77.4	13.9	5.6	3.1
11th	15931	369	81.8	11.4	4.3	2.5
12th	15198	334	84.5	9.7	3.7	2.0
JrHs	66176	1895	70.2	17.3	7.4	5.1
SrHS	71192	1814	78.8	13.1	5.2	3.0
Total	137368	3709	74.7	15.1	6.3	4.0

4.98 - While at school have you been hurt by a student using a gun, knife or club?

<i>Grade Level</i>	<i>N of Valid</i>	<i>N of Miss</i>	<i>Never</i>	<i>One Time</i>	<i>2-5 Times</i>	<i>6 or More Times</i>
6th	18049	590	96.8	1.8	0.6	0.8
7th	20404	579	96.6	1.8	0.7	0.9
8th	27775	674	96.3	2.0	0.8	0.9
9th	19806	538	96.2	2.0	0.8	1.0
10th	20277	553	96.8	1.6	0.7	0.9
11th	15946	354	97.3	1.2	0.6	0.9
12th	15200	332	97.6	1.2	0.4	0.8
JrHs	66228	1843	96.5	1.9	0.7	0.9
SrHS	71229	1777	96.9	1.5	0.6	0.9
Total	137457	3620	96.7	1.7	0.7	0.9

4.99 - While at school have you been hurt by a student who hit, slapped or kicked you?

<i>Grade Level</i>	<i>N of Valid</i>	<i>N of Miss</i>	<i>Never</i>	<i>One Time</i>	<i>2-5 Times</i>	<i>6 or More Times</i>
6th	18079	560	71.5	15.8	7.8	4.9
7th	20407	576	74.1	14.4	6.9	4.5
8th	27771	678	77.3	12.8	6.1	3.8
9th	19797	547	82.6	9.9	4.8	2.7
10th	20277	553	86.4	7.9	3.4	2.2
11th	15954	346	89.2	6.3	2.6	1.9
12th	15198	334	91.6	4.9	2.0	1.6
JrHs	66257	1814	74.7	14.1	6.8	4.4
SrHS	71226	1780	87.1	7.5	3.3	2.1
Total	137483	3594	81.1	10.7	5.0	3.2

4.9. While Not At School Have You

4.100 - While not at school have you carried a gun?

<i>Grade Level</i>	<i>N of Valid</i>	<i>N of Miss</i>	<i>Never</i>	<i>One Time</i>	<i>2-5 Times</i>	<i>6 or More Times</i>
6th	18088	551	86.0	3.6	3.1	7.2
7th	20433	550	85.4	4.2	3.3	7.1
8th	27734	715	83.0	4.5	4.0	8.4
9th	19719	625	84.6	3.7	3.5	8.1
10th	20288	542	85.1	3.6	3.5	7.7
11th	15916	384	86.0	3.0	3.4	7.6
12th	15178	354	87.5	2.6	2.8	7.1
JrHs	66255	1816	84.6	4.2	3.6	7.7
SrHS	71101	1905	85.7	3.3	3.3	7.7
Total	137356	3721	85.2	3.7	3.4	7.7

4.101 - While not at school have you carried a knife, club or other weapon?

<i>Grade Level</i>	<i>N of Valid</i>	<i>N of Miss</i>	<i>Never</i>	<i>One Time</i>	<i>2-5 Times</i>	<i>6 or More Times</i>
6th	18023	616	75.0	6.9	5.6	12.4
7th	20396	587	70.8	7.4	7.3	14.5
8th	27721	728	65.8	7.3	8.4	18.5
9th	19708	636	67.4	6.4	8.2	18.0
10th	20239	591	69.4	5.5	7.2	17.9
11th	15881	419	70.7	4.8	7.2	17.3
12th	15150	382	73.6	4.0	5.9	16.5
JrHs	66140	1931	69.9	7.2	7.3	15.6
SrHS	70978	2028	70.0	5.3	7.2	17.5
Total	137118	3959	70.0	6.2	7.2	16.6

4.102 - While not at school have you been threatened with a gun, knife or club by a student?

<i>Grade Level</i>	<i>N of Valid</i>	<i>N of Miss</i>	<i>Never</i>	<i>One Time</i>	<i>2-5 Times</i>	<i>6 or More Times</i>
6th	18015	624	91.5	5.0	1.9	1.7
7th	20401	582	90.2	5.3	2.2	2.2
8th	27707	742	88.5	5.8	3.1	2.6
9th	19700	644	87.8	6.0	3.2	2.9
10th	20241	589	88.7	5.6	3.2	2.5
11th	15896	404	89.0	5.2	3.1	2.7
12th	15142	390	89.7	4.8	3.1	2.4
JrHs	66123	1948	89.8	5.4	2.5	2.2
SrHS	70979	2027	88.7	5.5	3.2	2.6
Total	137102	3975	89.3	5.4	2.8	2.4

4.103 - While not at school have you been threatened with a gun, knife or club by an adult?

<i>Grade Level</i>	<i>N of Valid</i>	<i>N of Miss</i>	<i>Never</i>	<i>One Time</i>	<i>2-5 Times</i>	<i>6 or More Times</i>
6th	18010	629	94.4	3.2	1.1	1.3
7th	20365	618	93.0	3.7	1.6	1.7
8th	27690	759	91.0	4.7	2.2	2.1
9th	19694	650	90.2	5.0	2.4	2.3
10th	20231	599	90.2	5.0	2.6	2.2
11th	15885	415	89.8	4.9	3.0	2.3
12th	15152	380	90.7	4.4	2.9	2.1
JrHS	66065	2006	92.5	4.0	1.7	1.8
SrHS	70962	2044	90.2	4.9	2.7	2.2
Total	137027	4050	91.3	4.4	2.2	2.0

4.104 - While not at school have you been threatened by a student to beat you up?

<i>Grade Level</i>	<i>N of Valid</i>	<i>N of Miss</i>	<i>Never</i>	<i>One Time</i>	<i>2-5 Times</i>	<i>6 or More Times</i>
6th	18037	602	67.2	16.2	9.2	7.4
7th	20375	608	66.7	16.2	10.1	7.0
8th	27717	732	66.9	16.1	10.4	6.5
9th	19688	656	69.1	15.3	9.8	5.9
10th	20238	592	71.9	14.0	8.9	5.2
11th	15914	386	74.7	12.4	8.4	4.6
12th	15143	389	78.5	10.3	7.3	4.0
JrHS	66129	1942	66.9	16.2	10.0	6.9
SrHS	70983	2023	73.1	13.2	8.7	5.0
Total	137112	3965	70.1	14.6	9.3	5.9

4.105 - While not at school have you been threatened by an adult to beat you up?

<i>Grade Level</i>	<i>N of Valid</i>	<i>N of Miss</i>	<i>Never</i>	<i>One Time</i>	<i>2-5 Times</i>	<i>6 or More Times</i>
6th	18035	604	92.9	3.7	1.5	1.9
7th	20380	603	90.5	4.8	2.2	2.5
8th	27708	741	87.7	6.1	3.2	2.9
9th	19698	646	86.6	6.7	3.6	3.1
10th	20231	599	85.9	7.1	4.0	3.1
11th	15887	413	85.3	6.9	4.7	3.1
12th	15143	389	85.8	6.8	4.3	3.0
JrHS	66123	1948	90.0	5.1	2.4	2.5
SrHS	70959	2047	85.9	6.9	4.1	3.1
Total	137082	3995	87.9	6.0	3.3	2.8

4.106 - While not at school have you been hurt by a student using a gun, knife or club?

<i>Grade Level</i>	<i>N of Valid</i>	<i>N of Miss</i>	<i>Never</i>	<i>One Time</i>	<i>2-5 Times</i>	<i>6 or More Times</i>
6th	18037	602	96.2	2.1	0.8	0.9
7th	20391	592	95.9	2.2	0.9	1.0
8th	27694	755	95.3	2.4	1.0	1.3
9th	19698	646	95.2	2.4	1.1	1.4
10th	20212	618	95.9	2.1	0.9	1.1
11th	15888	412	96.3	1.8	0.8	1.1
12th	15143	389	96.6	1.5	0.7	1.1
JrHs	66122	1949	95.7	2.2	0.9	1.1
SrHS	70941	2065	96.0	2.0	0.9	1.2
Total	137063	4014	95.9	2.1	0.9	1.1

4.107 - While not at school have you been hurt by an adult using a gun, knife or club?

<i>Grade Level</i>	<i>N of Valid</i>	<i>N of Miss</i>	<i>Never</i>	<i>One Time</i>	<i>2-5 Times</i>	<i>6 or More Times</i>
6th	17995	644	97.8	1.0	0.4	0.8
7th	20346	637	97.1	1.3	0.7	1.0
8th	27687	762	96.6	1.5	0.7	1.2
9th	19688	656	96.3	1.6	0.7	1.4
10th	20206	624	96.7	1.5	0.8	1.1
11th	15883	417	96.9	1.3	0.7	1.1
12th	15140	392	97.2	1.1	0.6	1.2
JrHs	66028	2043	97.1	1.3	0.6	1.0
SrHS	70917	2089	96.7	1.4	0.7	1.2
Total	136945	4132	96.9	1.3	0.7	1.1

4.108 - While not at school have you been afraid a student will hurt you?

<i>Grade Level</i>	<i>N of Valid</i>	<i>N of Miss</i>	<i>Never</i>	<i>One Time</i>	<i>2-5 Times</i>	<i>6 or More Times</i>
6th	17989	650	78.0	12.9	5.0	4.0
7th	20339	644	78.5	13.0	5.1	3.3
8th	27651	798	80.1	12.2	4.6	3.1
9th	19672	672	81.4	11.5	4.3	2.9
10th	20208	622	84.1	9.8	3.8	2.2
11th	15872	428	86.6	8.2	3.1	2.1
12th	15137	395	88.5	6.8	2.9	1.8
JrHs	65979	2092	79.1	12.6	4.9	3.4
SrHS	70889	2117	84.8	9.3	3.6	2.3
Total	136868	4209	82.1	10.9	4.2	2.8

4.109 - While not at school have you been afraid an adult will hurt you?

<i>Grade Level</i>	<i>N of Valid</i>	<i>N of Miss</i>	<i>Never</i>	<i>One Time</i>	<i>2-5 Times</i>	<i>6 or More Times</i>
6th	17986	653	85.4	7.8	3.3	3.6
7th	20346	637	85.8	7.3	3.4	3.5
8th	27670	779	85.2	7.6	3.6	3.6
9th	19666	678	86.2	7.1	3.5	3.2
10th	20208	622	86.8	6.7	3.5	3.0
11th	15871	429	87.9	6.3	3.1	2.7
12th	15128	404	89.1	5.8	2.8	2.4
JrHs	66002	2069	85.4	7.6	3.4	3.5
SrHS	70873	2133	87.4	6.5	3.2	2.8
Total	136875	4202	86.4	7.0	3.3	3.2

4.10. How Easy Is It To Get

4.110 - How easy is it to get cigarettes?

<i>Grade Level</i>	<i>N of Valid</i>	<i>N of Miss</i>	<i>Cannot Get</i>	<i>Very Difficult</i>	<i>Fairly Difficult</i>	<i>Fairly Easy</i>	<i>Very Easy</i>
6th	17441	1198	53.4	5.2	5.9	13.4	22.1
7th	19899	1084	37.9	3.9	6.3	18.2	33.8
8th	27254	1195	26.5	3.0	5.7	20.8	44.0
9th	19343	1001	19.5	1.7	3.8	19.6	55.4
10th	20024	806	14.8	1.3	2.9	19.9	61.2
11th	15751	549	10.7	0.8	2.4	17.0	69.1
12th	15019	513	8.2	0.4	1.2	11.1	79.1
JrHs	64594	3477	37.3	3.9	6.0	18.0	34.9
SrHS	70137	2869	13.8	1.1	2.7	17.3	65.2
Total	134731	6346	25.0	2.4	4.2	17.6	50.7

4.111 - How easy is it to get beer?

<i>Grade Level</i>	<i>N of Valid</i>	<i>N of Miss</i>	<i>Cannot Get</i>	<i>Very Difficult</i>	<i>Fairly Difficult</i>	<i>Fairly Easy</i>	<i>Very Easy</i>
6th	17379	1260	55.7	7.0	7.6	12.9	16.8
7th	19860	1123	41.1	6.4	9.5	17.9	25.1
8th	27187	1262	28.5	5.0	9.9	22.9	33.7
9th	19307	1037	20.5	3.6	9.0	27.2	39.7
10th	19971	859	15.1	2.4	7.8	31.1	43.6
11th	15728	572	11.3	2.3	7.1	30.9	48.4
12th	14992	540	9.5	1.6	6.1	33.3	49.6
JrHs	64426	3645	39.7	6.0	9.2	18.6	26.5
SrHS	69998	3008	14.5	2.5	7.6	30.4	44.9
Total	134424	6653	26.6	4.2	8.4	24.8	36.1

4.112 - How easy is it to get wine coolers?

<i>Grade Level</i>	<i>N of Valid</i>	<i>N of Miss</i>	<i>Cannot Get</i>	<i>Very Difficult</i>	<i>Fairly Difficult</i>	<i>Fairly Easy</i>	<i>Very Easy</i>
6th	17299	1340	58.8	7.0	7.9	11.4	14.9
7th	19772	1211	43.6	7.0	9.5	16.6	23.3
8th	27068	1381	30.2	5.5	10.7	21.5	32.1
9th	19232	1112	22.1	3.8	9.3	25.8	39.0
10th	19914	916	16.3	2.7	8.3	29.2	43.5
11th	15683	617	12.4	2.0	7.2	29.6	48.9
12th	14915	617	10.3	1.4	6.2	32.1	50.1
JrHs	64139	3932	42.0	6.4	9.6	17.3	24.8
SrHS	69744	3262	15.7	2.6	7.9	29.0	44.9
Total	133883	7194	28.3	4.4	8.7	23.4	35.3

4.113 - How easy is it to get liquor?

<i>Grade Level</i>	<i>N of Valid</i>	<i>N of Miss</i>	<i>Cannot Get</i>	<i>Very Difficult</i>	<i>Fairly Difficult</i>	<i>Fairly Easy</i>	<i>Very Easy</i>
6th	17254	1385	67.4	7.7	7.0	7.4	10.5
7th	19684	1299	51.7	8.3	9.1	12.5	18.4
8th	26997	1452	36.4	6.9	10.9	18.0	27.8
9th	19205	1139	25.5	5.3	10.0	23.6	35.6
10th	19884	946	18.8	4.0	10.3	27.1	39.7
11th	15648	652	14.1	3.3	8.8	28.7	45.0
12th	14907	625	11.6	2.5	8.7	31.2	46.0
JrHs	63935	4136	49.5	7.6	9.3	13.4	20.2
SrHS	69644	3362	18.1	3.9	9.6	27.4	41.1
Total	133579	7498	33.1	5.6	9.4	20.7	31.1

4.114 - How easy is it to get marijuana?

<i>Grade Level</i>	<i>N of Valid</i>	<i>N of Miss</i>	<i>Cannot Get</i>	<i>Very Difficult</i>	<i>Fairly Difficult</i>	<i>Fairly Easy</i>	<i>Very Easy</i>
6th	17254	1385	75.7	6.9	4.7	4.4	8.3
7th	19677	1306	60.4	8.0	7.2	9.0	15.4
8th	26934	1515	44.9	6.6	9.0	14.4	25.1
9th	19085	1259	32.2	4.7	8.8	18.5	35.9
10th	19748	1082	24.7	3.3	7.8	21.4	42.8
11th	15544	756	19.7	2.6	6.7	22.4	48.6
12th	14782	750	17.4	2.4	6.4	25.2	48.6
JrHs	63865	4206	58.0	7.1	7.3	10.0	17.6
SrHS	69159	3847	24.1	3.3	7.5	21.6	43.4
Total	133024	8053	40.3	5.1	7.4	16.1	31.0

4.115 - How easy is it to get cocaine?

<i>Grade Level</i>	<i>N of Valid</i>	<i>N of Miss</i>	<i>Cannot Get</i>	<i>Very Difficult</i>	<i>Fairly Difficult</i>	<i>Fairly Easy</i>	<i>Very Easy</i>
6th	17200	1439	80.3	7.1	4.1	3.0	5.5
7th	19614	1369	70.6	9.0	6.7	5.5	8.2
8th	26799	1650	60.2	10.3	10.3	8.4	10.7
9th	18904	1440	50.5	10.3	13.5	11.6	14.1
10th	19465	1365	43.8	10.3	16.0	14.4	15.5
11th	15296	1004	38.3	9.4	16.2	17.1	19.0
12th	14459	1073	36.8	9.9	17.1	17.9	18.3
JrHs	63613	4458	68.9	9.0	7.5	6.1	8.5
SrHS	68124	4882	42.9	10.0	15.6	15.0	16.5
Total	131737	9340	55.5	9.5	11.7	10.7	12.6

4.116 - How easy is it to get uppers?

<i>Grade Level</i>	<i>N of Valid</i>	<i>N of Miss</i>	<i>Cannot Get</i>	<i>Very Difficult</i>	<i>Fairly Difficult</i>	<i>Fairly Easy</i>	<i>Very Easy</i>
6th	16997	1642	79.8	6.3	4.4	3.5	6.0
7th	19561	1422	70.0	7.6	6.7	6.2	9.5
8th	26765	1684	59.3	8.7	9.8	9.4	12.9
9th	18864	1480	49.4	8.3	11.8	13.2	17.3
10th	19436	1394	42.3	8.3	13.8	16.0	19.6
11th	15251	1049	37.2	7.1	13.6	18.9	23.3
12th	14462	1070	35.8	8.0	14.6	19.1	22.4
JrHs	63323	4748	68.1	7.7	7.4	6.8	10.0
SrHS	68013	4993	41.7	8.0	13.4	16.5	20.4
Total	131336	9741	54.4	7.9	10.5	11.8	15.4

4.117 - How easy is it to get downers?

<i>Grade Level</i>	<i>N of Valid</i>	<i>N of Miss</i>	<i>Cannot Get</i>	<i>Very Difficult</i>	<i>Fairly Difficult</i>	<i>Fairly Easy</i>	<i>Very Easy</i>
6th	16993	1646	79.8	6.1	4.2	3.6	6.3
7th	19539	1444	70.0	7.5	6.8	6.0	9.6
8th	26708	1741	59.6	8.6	9.7	9.3	12.8
9th	18861	1483	50.0	8.4	11.5	12.9	17.2
10th	19416	1414	43.1	8.4	13.8	15.8	19.0
11th	15243	1057	38.0	7.4	13.8	18.8	22.1
12th	14445	1087	36.8	8.1	14.8	19.2	21.1
JrHs	63240	4831	68.2	7.6	7.3	6.7	10.1
SrHS	67965	5041	42.5	8.1	13.4	16.4	19.7
Total	131205	9872	54.9	7.9	10.4	11.7	15.0

4.118 - How easy is it to get inhalants?

<i>Grade Level</i>	<i>N of Valid</i>	<i>N of Miss</i>	<i>Cannot Get</i>	<i>Very Difficult</i>	<i>Fairly Difficult</i>	<i>Fairly Easy</i>	<i>Very Easy</i>
6th	17147	1492	68.2	3.7	2.6	3.8	21.7
7th	19580	1403	59.9	4.1	3.4	5.1	27.4
8th	26754	1695	50.5	4.5	4.5	6.9	33.6
9th	18859	1485	44.4	4.6	5.8	8.9	36.4
10th	19456	1374	38.9	4.5	6.6	10.6	39.4
11th	15247	1053	34.6	4.4	6.8	12.5	41.8
12th	14465	1067	33.4	4.5	7.8	12.9	41.4
JrHs	63481	4590	58.2	4.2	3.7	5.5	28.5
SrHS	68027	4979	38.3	4.5	6.7	11.0	39.5
Total	131508	9569	47.9	4.3	5.2	8.4	34.2

4.119 - How easy is it to get hallucinogens?

<i>Grade Level</i>	<i>N of Valid</i>	<i>N of Miss</i>	<i>Cannot Get</i>	<i>Very Difficult</i>	<i>Fairly Difficult</i>	<i>Fairly Easy</i>	<i>Very Easy</i>
6th	16942	1697	81.7	6.4	3.7	2.9	5.2
7th	19490	1493	72.5	8.5	6.1	5.0	7.8
8th	26663	1786	62.0	9.8	9.6	8.0	10.6
9th	18832	1512	51.3	10.1	12.5	11.3	14.7
10th	19414	1416	44.0	10.1	14.2	14.9	16.8
11th	15248	1052	38.5	9.1	14.9	17.4	20.2
12th	14426	1106	36.6	9.4	15.9	19.0	19.0
JrHs	63095	4976	70.6	8.5	6.9	5.7	8.3
SrHS	67920	5086	43.2	9.7	14.3	15.3	17.5
Total	131015	10062	56.4	9.1	10.7	10.7	13.0

4.120 - How easy is it to get heroin?

<i>Grade Level</i>	<i>N of Valid</i>	<i>N of Miss</i>	<i>Cannot Get</i>	<i>Very Difficult</i>	<i>Fairly Difficult</i>	<i>Fairly Easy</i>	<i>Very Easy</i>
6th	17092	1547	81.9	6.8	3.8	2.5	5.0
7th	19521	1462	73.6	8.8	5.8	4.4	7.4
8th	26701	1748	64.4	11.2	8.9	6.4	9.0
9th	18841	1503	55.1	12.4	11.7	8.7	12.0
10th	19390	1440	48.6	13.5	14.8	10.6	12.5
11th	15235	1065	44.1	13.0	15.5	12.3	15.1
12th	14379	1153	42.8	13.2	16.9	13.1	14.0
JrHs	63314	4757	72.0	9.3	6.6	4.7	7.4
SrHS	67845	5161	48.2	13.0	14.6	11.0	13.2
Total	131159	9918	59.7	11.2	10.7	8.0	10.4

4.121 - How easy is it to get designer drugs?

<i>Grade Level</i>	<i>N of Valid</i>	<i>N of Miss</i>	<i>Cannot Get</i>	<i>Very Difficult</i>	<i>Fairly Difficult</i>	<i>Fairly Easy</i>	<i>Very Easy</i>
6th	16807	1832	80.7	6.1	3.7	3.1	6.4
7th	19319	1664	72.5	7.7	5.7	4.8	9.3
8th	26489	1960	63.5	9.5	8.4	7.1	11.5
9th	18733	1611	54.9	10.5	10.7	9.4	14.5
10th	19288	1542	48.7	11.3	13.1	11.5	15.4
11th	15118	1182	44.1	11.1	13.7	13.4	17.7
12th	14342	1190	43.3	11.6	15.0	14.2	15.9
JrHs	62615	5456	70.9	8.0	6.3	5.3	9.5
SrHS	67481	5525	48.2	11.1	13.0	11.9	15.7
Total	130096	10981	59.1	9.6	9.8	8.7	12.7

4.11. Frequency of Use

4.122 - Frequency of Use – Cigarettes

<i>Grade Level</i>	<i>N of Valid</i>	<i>N of Miss</i>	<i>Daily Use</i>	<i>Weekly Use</i>	<i>Monthly Use</i>	<i>Annual Use</i>
6th	18389	250	2.4	5.8	7.9	18.4
7th	20743	240	5.1	11.4	15.6	30.2
8th	28159	290	9.6	18.5	24.7	41.7
9th	20144	200	15.1	24.3	30.2	46.9
10th	20621	209	18.4	27.9	33.8	50.3
11th	16163	137	22.6	32.0	37.9	52.1
12th	15401	131	23.4	32.4	38.3	52.4
JrHs	67291	780	6.3	12.8	17.3	31.8
SrHS	72329	677	19.5	28.8	34.7	50.2
Total	139620	1457	13.1	21.1	26.3	41.3

4.123 - Frequency of Use – Beer

<i>Grade Level</i>	<i>N of Valid</i>	<i>N of Miss</i>	<i>Daily Use</i>	<i>Weekly Use</i>	<i>Monthly Use</i>	<i>Annual Use</i>
6th	18365	274	0.8	2.6	5.0	20.3
7th	20733	250	1.0	4.8	10.1	31.3
8th	28114	335	1.4	8.4	18.2	43.0
9th	20127	217	1.7	12.9	27.2	52.9
10th	20618	212	1.6	15.9	33.1	59.0
11th	16138	162	1.7	19.5	38.2	63.4
12th	15390	142	2.3	22.6	41.7	65.3
JrHs	67212	859	1.1	5.7	12.1	33.2
SrHS	72273	733	1.8	17.3	34.4	59.6
Total	139485	1592	1.5	11.7	23.7	46.9

4.124 - Frequency of Use – Wine Coolers

<i>Grade Level</i>	<i>N of Valid</i>	<i>N of Miss</i>	<i>Daily Use</i>	<i>Weekly Use</i>	<i>Monthly Use</i>	<i>Annual Use</i>
6th	18319	320	1.0	2.7	5.1	21.3
7th	20702	281	1.1	4.4	9.5	32.1
8th	28081	368	1.5	6.5	15.3	42.6
9th	20103	241	1.5	7.9	19.9	49.1
10th	20581	249	1.3	8.0	22.5	52.6
11th	16131	169	1.1	8.4	23.6	55.4
12th	15380	152	1.4	8.1	23.7	55.4
JrHs	67102	969	1.2	4.8	10.8	33.6
SrHS	72195	811	1.3	8.1	22.3	52.9
Total	139297	1780	1.3	6.5	16.7	43.6

4.125 - Frequency of Use – Liquor

<i>Grade Level</i>	<i>N of Valid</i>	<i>N of Miss</i>	<i>Daily Use</i>	<i>Weekly Use</i>	<i>Monthly Use</i>	<i>Annual Use</i>
6th	18284	355	0.8	1.8	3.1	10.3
7th	20657	326	1.0	3.5	7.0	20.8
8th	27998	451	1.5	6.7	14.7	34.5
9th	20044	300	1.8	10.1	23.0	46.3
10th	20579	251	1.5	11.7	27.5	53.8
11th	16080	220	1.6	13.3	32.5	60.0
12th	15336	196	1.8	13.8	34.0	62.3
JrHs	66939	1132	1.1	4.4	9.1	23.7
SrHS	72039	967	1.7	12.1	28.7	54.9
Total	138978	2099	1.4	8.4	19.3	39.9

4.126 - Frequency of Use – Marijuana

<i>Grade Level</i>	<i>N of Valid</i>	<i>N of Miss</i>	<i>Daily Use</i>	<i>Weekly Use</i>	<i>Monthly Use</i>	<i>Annual Use</i>
6th	18285	354	1.1	2.2	3.1	5.6
7th	20649	334	1.9	4.7	7.1	12.7
8th	28024	425	3.1	9.0	13.4	22.0
9th	20069	275	4.9	13.3	19.6	30.0
10th	20563	267	5.7	15.1	22.8	36.0
11th	16107	193	6.8	16.6	24.7	39.3
12th	15335	197	7.0	16.3	24.4	39.4
JrHs	66958	1113	2.2	5.8	8.6	14.7
SrHS	72074	932	6.0	15.2	22.7	35.8
Total	139032	2045	4.2	10.7	15.9	25.6

4.127 - Frequency of Use – Cocaine

<i>Grade Level</i>	<i>N of Valid</i>	<i>N of Miss</i>	<i>Daily Use</i>	<i>Weekly Use</i>	<i>Monthly Use</i>	<i>Annual Use</i>
6th	18238	401	0.6	0.9	1.1	1.7
7th	20644	339	0.7	1.0	1.5	2.7
8th	28008	441	0.8	1.5	2.2	4.1
9th	20059	285	0.9	1.6	2.5	5.0
10th	20542	288	1.0	1.9	2.9	5.6
11th	16093	207	1.0	2.0	3.2	6.4
12th	15332	200	1.3	2.3	3.6	7.0
JrHs	66890	1181	0.7	1.2	1.7	3.0
SrHS	72026	980	1.0	1.9	3.0	5.9
Total	138916	2161	0.9	1.6	2.4	4.5

4.128 - Frequency of Use – Uppers

<i>Grade Level</i>	<i>N of Valid</i>	<i>N of Miss</i>	<i>Daily Use</i>	<i>Weekly Use</i>	<i>Monthly Use</i>	<i>Annual Use</i>
6th	18044	595	0.8	1.1	1.5	2.5
7th	20608	375	0.9	1.6	2.4	4.3
8th	27976	473	1.0	2.2	3.6	7.0
9th	20016	328	1.3	2.7	4.9	9.2
10th	20518	312	1.3	2.8	5.1	10.5
11th	16074	226	1.3	3.2	5.9	11.3
12th	15314	218	1.5	3.0	5.6	10.7
JrHs	66628	1443	0.9	1.7	2.6	4.9
SrHS	71922	1084	1.4	2.9	5.3	10.3
Total	138550	2527	1.2	2.4	4.0	7.7

4.129 - Frequency of Use – Downers

<i>Grade Level</i>	<i>N of Valid</i>	<i>N of Miss</i>	<i>Daily Use</i>	<i>Weekly Use</i>	<i>Monthly Use</i>	<i>Annual Use</i>
6th	18010	629	0.7	1.0	1.2	2.3
7th	20555	428	0.7	1.2	1.8	3.5
8th	27933	516	0.9	1.7	2.9	5.4
9th	19987	357	1.1	2.1	3.6	6.8
10th	20468	362	1.1	2.2	3.8	7.2
11th	16077	223	0.9	2.2	4.1	7.8
12th	15285	247	1.3	2.4	3.9	7.4
JrHs	66498	1573	0.8	1.3	2.1	4.0
SrHS	71817	1189	1.1	2.2	3.8	7.2
Total	138315	2762	0.9	1.8	3.0	5.7

4.130 - Frequency of Use – Inhalants

<i>Grade Level</i>	<i>N of Valid</i>	<i>N of Miss</i>	<i>Daily Use</i>	<i>Weekly Use</i>	<i>Monthly Use</i>	<i>Annual Use</i>
6th	18162	477	0.9	1.7	2.5	6.6
7th	20571	412	1.0	2.1	3.4	8.7
8th	27955	494	1.2	2.7	4.6	10.6
9th	19986	358	1.1	2.4	3.8	8.8
10th	20483	347	0.9	1.7	3.0	7.1
11th	16049	251	0.8	1.6	2.8	6.3
12th	15268	264	1.2	1.7	2.7	5.8
JrHs	66688	1383	1.1	2.2	3.7	8.9
SrHS	71786	1220	1.0	1.9	3.1	7.1
Total	138474	2603	1.0	2.0	3.4	8.0

4.131 - Frequency of Use – Hallucinogens

<i>Grade Level</i>	<i>N of Valid</i>	<i>N of Miss</i>	<i>Daily Use</i>	<i>Weekly Use</i>	<i>Monthly Use</i>	<i>Annual Use</i>
6th	17951	688	0.7	0.9	1.2	1.9
7th	20531	452	0.7	1.1	1.7	2.9
8th	27899	550	0.8	1.7	2.7	5.2
9th	19964	380	1.0	2.0	3.6	7.1
10th	20459	371	0.9	2.1	4.3	9.1
11th	16058	242	0.9	1.9	4.5	10.8
12th	15298	234	1.3	2.2	4.6	11.7
JrHs	66381	1690	0.8	1.3	2.0	3.6
SrHS	71779	1227	1.0	2.1	4.2	9.5
Total	138160	2917	0.9	1.7	3.1	6.6

4.132 - Frequency of Use – Heroin

<i>Grade Level</i>	<i>N of Valid</i>	<i>N of Miss</i>	<i>Daily Use</i>	<i>Weekly Use</i>	<i>Monthly Use</i>	<i>Annual Use</i>
6th	18034	605	0.7	0.9	1.0	1.6
7th	20515	468	0.7	1.0	1.4	2.2
8th	27909	540	0.8	1.3	1.9	3.0
9th	19930	414	0.9	1.4	1.9	3.0
10th	20435	395	1.0	1.3	1.8	3.1
11th	16038	262	0.8	1.3	1.7	2.9
12th	15266	266	1.2	1.6	2.1	3.4
JrHs	66458	1613	0.7	1.1	1.5	2.4
SrHS	71669	1337	1.0	1.4	1.9	3.1
Total	138127	2950	0.9	1.3	1.7	2.7

4.133 - Frequency of Use – Designer Drugs

<i>Grade Level</i>	<i>N of Valid</i>	<i>N of Miss</i>	<i>Daily Use</i>	<i>Weekly Use</i>	<i>Monthly Use</i>	<i>Annual Use</i>
6th	17734	905	0.9	1.2	1.6	2.8
7th	20315	668	0.9	1.3	1.9	3.7
8th	27721	728	1.0	1.7	2.8	5.1
9th	19883	461	1.0	1.7	2.6	4.9
10th	20353	477	1.0	1.7	2.7	4.9
11th	15983	317	0.9	1.5	2.5	5.2
12th	15229	303	1.2	1.7	2.6	4.8
JrHs	65770	2301	0.9	1.4	2.2	4.1
SrHS	71448	1558	1.0	1.7	2.6	5.0
Total	137218	3859	1.0	1.6	2.4	4.5

4.134 - Frequency of Use – Alcohol

<i>Grade Level</i>	<i>N of Valid</i>	<i>N of Miss</i>	<i>Daily Use</i>	<i>Weekly Use</i>	<i>Monthly Use</i>	<i>Annual Use</i>
6th	18474	165	1.3	4.0	7.5	29.6
7th	20855	128	1.7	6.9	14.1	43.3
8th	28266	183	2.2	11.4	23.5	55.6
9th	20216	128	2.6	16.1	32.8	64.9
10th	20715	115	2.1	18.9	38.7	70.0
11th	16206	94	2.3	22.6	43.9	74.9
12th	15453	79	2.8	25.0	46.7	76.5
JrHs	67595	476	1.8	8.0	16.2	44.7
SrHS	72590	416	2.4	20.3	39.9	71.0
Total	140185	892	2.1	14.3	28.5	58.3

4.135 - Frequency of Use – Illicit Drugs

<i>Grade Level</i>	<i>N of Valid</i>	<i>N of Miss</i>	<i>Daily Use</i>	<i>Weekly Use</i>	<i>Monthly Use</i>	<i>Annual Use</i>
6th	18466	173	2.0	3.8	5.3	11.4
7th	20850	133	3.1	6.7	10.0	19.3
8th	28277	172	4.5	11.1	16.3	27.9
9th	20215	129	6.1	15.1	21.6	34.0
10th	20718	112	6.7	16.8	24.7	39.1
11th	16214	86	7.8	18.3	26.8	42.1
12th	15459	73	8.0	17.7	26.1	41.6
JrHs	67593	478	3.3	7.8	11.4	20.7
SrHS	72606	400	7.0	16.8	24.6	38.9
Total	140199	878	5.3	12.5	18.2	30.1



U.S. Department of Education
Office of Educational Research and Improvement (OERI)
National Library of Education (NLE)
Educational Resources Information Center (ERIC)



REPRODUCTION RELEASE

(Specific Document)

I. DOCUMENT IDENTIFICATION:

Title: <i>PRIDE Survey Report: National Summary 1996-97, Grades 6-12</i>	
Author(s): <i>Thomas J. Gleaton</i>	
Corporate Source: <i>PRIDE Surveys</i>	Publication Date: <i>✓ 10/28/97</i>

II. REPRODUCTION RELEASE:

In order to disseminate as widely as possible timely and significant materials of interest to the educational community, documents announced in the monthly abstract journal of the ERIC system, *Resources in Education* (RIE), are usually made available to users in microfiche, reproduced paper copy, and electronic media, and sold through the ERIC Document Reproduction Service (EDRS). Credit is given to the source of each document, and, if reproduction release is granted, one of the following notices is affixed to the document.

If permission is granted to reproduce and disseminate the identified document, please CHECK ONE of the following three options and sign at the bottom of the page.

The sample sticker shown below will be affixed to all Level 1 documents

PERMISSION TO REPRODUCE AND DISSEMINATE THIS MATERIAL HAS BEEN GRANTED BY

Sample

TO THE EDUCATIONAL RESOURCES INFORMATION CENTER (ERIC)

1

Level 1

↑

Check here for Level 1 release, permitting reproduction and dissemination in microfiche or other ERIC archival media (e.g., electronic) and paper copy.

The sample sticker shown below will be affixed to all Level 2A documents

PERMISSION TO REPRODUCE AND DISSEMINATE THIS MATERIAL IN MICROFICHE, AND IN ELECTRONIC MEDIA FOR ERIC COLLECTION SUBSCRIBERS ONLY, HAS BEEN GRANTED BY

Sample

TO THE EDUCATIONAL RESOURCES INFORMATION CENTER (ERIC)

2A

Level 2A

↑

Check here for Level 2A release, permitting reproduction and dissemination in microfiche and in electronic media for ERIC archival collection subscribers only

The sample sticker shown below will be affixed to all Level 2B documents

PERMISSION TO REPRODUCE AND DISSEMINATE THIS MATERIAL IN MICROFICHE ONLY HAS BEEN GRANTED BY

Sample

TO THE EDUCATIONAL RESOURCES INFORMATION CENTER (ERIC)

2B

Level 2B

↑

Check here for Level 2B release, permitting reproduction and dissemination in microfiche only

Documents will be processed as indicated provided reproduction quality permits.
If permission to reproduce is granted, but no box is checked, documents will be processed at Level 1.

I hereby grant to the Educational Resources Information Center (ERIC) nonexclusive permission to reproduce and disseminate this document as indicated above. Reproduction from the ERIC microfiche or electronic media by persons other than ERIC employees and its system contractors requires permission from the copyright holder. Exception is made for non-profit reproduction by libraries and other service agencies to satisfy information needs of educators in response to discrete inquiries.

Sign here, → please

Signature: <i>Thomas J. Gleaton</i>	Printed Name/Position/Title: <i>Thomas J. Gleaton / President</i>	
Organization/Address: <i>166 St. Charles Street Bowling Green, KY 42101</i>	Telephone: <i>(606) 352-1345</i>	FAX: <i>(606) 352-1346</i>
	E-Mail Address: <i>tgleaton@pr:d#surveys.com</i>	Date: <i>1/14/2000</i>

III. DOCUMENT AVAILABILITY INFORMATION (FROM NON-ERIC SOURCE):

If permission to reproduce is not granted to ERIC, or, if you wish ERIC to cite the availability of the document from another source, please provide the following information regarding the availability of the document. (ERIC will not announce a document unless it is publicly available, and a dependable source can be specified. Contributors should also be aware that ERIC selection criteria are significantly more stringent for documents that cannot be made available through EDRS.)

Publisher/Distributor:
Address:
Price:

IV. REFERRAL OF ERIC TO COPYRIGHT/REPRODUCTION RIGHTS HOLDER:

If the right to grant this reproduction release is held by someone other than the addressee, please provide the appropriate name and address:

Name: <i>Thomas J. Gleaton</i>
Address: <i>PRIDE Surveys 166 St. Charles Street Bowling Green, Ky 42101</i>

V. WHERE TO SEND THIS FORM:

Send this form to the following ERIC Clearinghouse:

However, if solicited by the ERIC Facility, or if making an unsolicited contribution to ERIC, return this form (and the document being contributed) to:

ERIC Processing and Reference Facility
1100 West Street, 2nd Floor
Laurel, Maryland 20707-3598

Telephone: 301-497-4080
Toll Free: 800-799-3742
FAX: 301-953-0263
e-mail: ericfac@inet.ed.gov
WWW: <http://ericfac.piccard.csc.com>

EFF-088 (Rev. 9/97)