

## DOCUMENT RESUME

ED 437 104

JC 000 064

AUTHOR Armstrong, William B.; Takahata, Gail M.; Barnes, Randy A.  
TITLE Indicators for Excellence: San Diego Community College District (SDCCD) Transfer Tracking Study, January 1998-September 1998.  
INSTITUTION New Jersey Urban Schools Development Council, Trenton.  
PUB DATE 1998-00-00  
NOTE 17p.  
PUB TYPE Reports - Research (143)  
EDRS PRICE MF01/PC01 Plus Postage.  
DESCRIPTORS Academic Records; \*College Admission; College Applicants; \*College Transfer Students; \*Community Colleges; Educational Trends; \*Enrollment Trends; Higher Education; Outcomes of Education; Private Colleges; \*Student Educational Objectives; Student Evaluation; Transfer Programs; Universities  
IDENTIFIERS \*San Diego Community College District CA

## ABSTRACT

This study evaluates the San Diego Community College District (SDCCD) transfer function to private and out-of-state four-year colleges and universities through the tracking of a sample of students. While the majority of transcripts sent by SDCCD are to California State University (CSU) or University of California (UC) campuses, this study shows that a large number are also sent to private colleges and universities. A high proportion (81%) of students requesting transcripts actually enrolled in the private or out-of-state institution to which the transcript was sent. Ninety percent of all transcripts sent to private colleges during the time frame covered by the study (January to September 1998) were to private colleges and universities in California. Eighty-three percent of transcripts sent to California institutions were to private institutions in San Diego County. Caucasians represented the largest proportion of transfer students enrolled in private and out-of-state institutions. The distribution of transfers to the UC, CSU, and private colleges by gender was very similar. Establishing formal data-sharing agreements with these institutions would provide valuable information regarding the transfer patterns of SDCCD students. Appended is a complete list of institutions that received transcript requests for January-September 1998. (VWC)

Reproductions supplied by EDRS are the best that can be made  
from the original document.

# Indicators for Excellence

U.S. DEPARTMENT OF EDUCATION  
Office of Educational Research and Improvement  
EDUCATIONAL RESOURCES INFORMATION  
CENTER (ERIC)

This document has been reproduced as  
received from the person or organization  
originating it.

Minor changes have been made to  
improve reproduction quality.

Points of view or opinions stated in this  
document do not necessarily represent  
official OERI position or policy.



## San Diego Community College District (SDCCD) Transfer Tracking Study January 1998 – September 1998

PERMISSION TO REPRODUCE THIS  
MATERIAL HAS BEEN GRANTED BY

*William B. Armstrong*

TO THE EDUCATIONAL RESOURCES  
INFORMATION CENTER (ERIC)."

Prepared by Research and Planning:  
William B. Armstrong  
Gail M. Takahata  
Randy A. Barnes

BEST COPY AVAILABLE

San Diego Community College District (SDCCD)  
Transfer Tracking Study  
January 1998 – September 1998

**Partnership for Excellence:** The Partnership for Excellence program (SB1564) is a "mutual commitment" between the State of California and the California Community Colleges (CCC) to "expand the contribution of the community colleges to the social and economic success of California." In exchange for the State's "substantial financial investment" in fully funding enrollment expansion, the CCC must demonstrate a commitment to improve student outcome measures.

**Purpose:** One outcome measure specifically mentioned in the legislation is increasing the number of California Community College students transferring to baccalaureate institutions. SDCCD has tracked student transfers to 4-year colleges and universities for more than a decade. This effort, however, has been limited to data obtained from the California Post-Secondary Educational Commission (CPEC) and the Transfer Assembly Project. Both of these sources primarily track transfers to California State University (CSU) and University of California (UC) campuses. Consistent and reliable data on transfers to private and out-of-state institutions has been unavailable. The purpose of this research study is to evaluate the SDCCD transfer function to private and out-of-state 4-year colleges and universities through the tracking of a sample of students.

**Methodology:** Student Services provided a list of private and out-of-state colleges and universities that most frequently were sent transcripts by SDCCD students. Colleges that received more than one transcript request between January and September 1998 (N=56) were sent letters asking them to identify, from a list of students who requested transcripts, those who actually enrolled in their college. Colleges were given one month to respond. Follow-up phone calls were made to colleges that did not respond to the initial request for information.

## Findings: The Institutions

Of the 56 private and out-of-state colleges that received transcript requests from SDCCD students, 53 (95%) provided information regarding the enrollment status of 1,364 students. Of the 1,364 students for whom enrollment information was provided, 1,107 (81%) were enrolled in the institution which received the transcript (Figure 1). A total of ninety percent of the transcripts requested were sent to private colleges and universities in California (Figure 2). Eighty three percent of all transcripts sent to private institutions in California were sent to universities in San Diego County (Figure 2). The private institutions in San Diego that received the most SDCCD transcripts between January and September 1998 were National University (608), the University of Phoenix at San Diego (259), and the University of San Diego (193). See Appendix A for a complete list of institutions that received transcript requests.

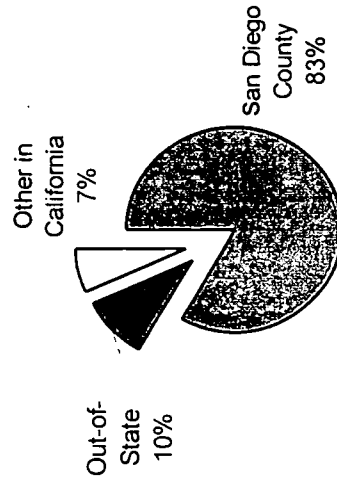
Figure 1

Enrollment Status of 1,364 Students



Figure 2

Location of Schools Receiving SDCCD Transcripts



## Findings: The Students

According to the Spring 1998 San Diego Community College District Student Profile, prepared by the SDCCCD Research and Planning Office, the SDCCCD student population was 45,946. City College accounted for 32.5% (14,933) of the population, while Mesa and Miramar Colleges accounted for 46.6% (21,432) and 20.9% (9,581), respectively (Figure 3).

Over half (53.8%) of the transcript-requesting students who enrolled in a private or out-of-state institutions came from Mesa College, followed by City College (29.1%) and Miramar College (17.2%) (Figure 4).

Figure 3


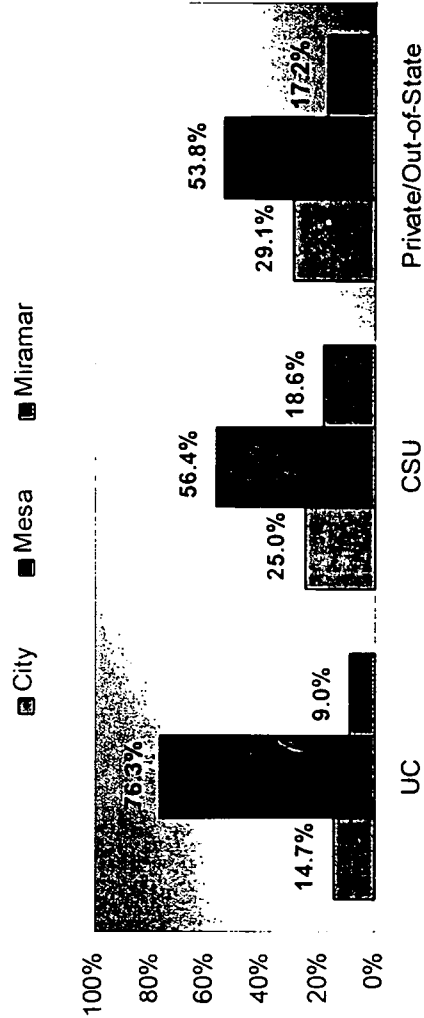


Figure 4

Distribution of SDCCCD Transfers to UC, CSU, and Private/Out-of-State Institutions

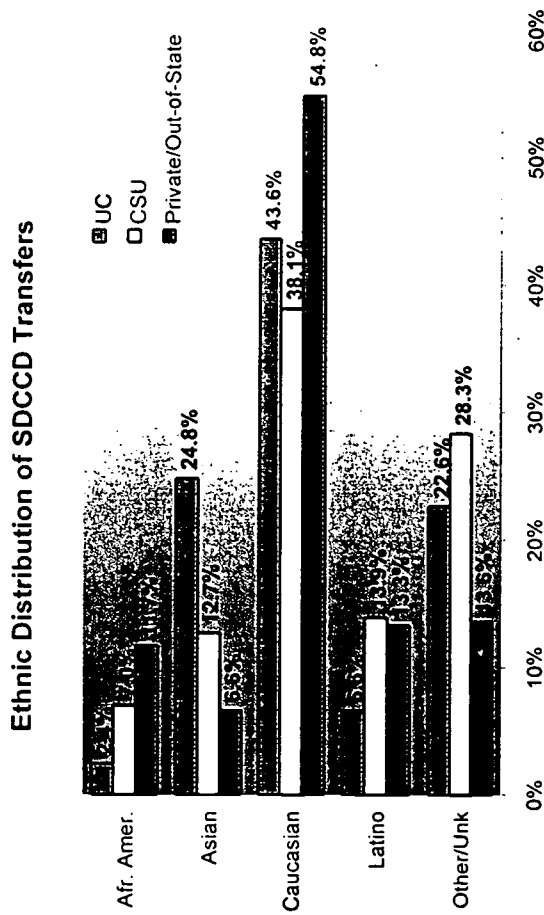


## Findings: The Students

Figure 5 shows the ethnic distribution of SDCCD transfers to UC, CSU, and private/out-of-state institutions. Caucasians (54.8%) represented the largest proportion of transfer students enrolled in private and out-of-state institutions compared to Other/Unknowns (13.6%), African Americans (11.7%), and Asian Americans (6.6%). In addition, while African American students comprised only 2.4% of the UC transfers and 7.0% of the CSU transfers, they represented almost 12% of transfers to private and out-of-state institutions.

The distribution of transfers to the UC, CSU, and private colleges by gender was very similar. Females represented about 56% of transfers to the UC, CSU, and private/out-of-state institutions in the study. The median age of students transferring to a private or out-of-state college was 29. About one-third of the students accumulated fewer than 12 units at SDCCD, one-third earned between 12 and 35 units, and one-third earned 36 or more units. The median grade point average was 3.00.

Figure 5



UC & CSU data source – CPEC Transfer Profile 1997  
 Private/Out-of-State data – Transcript Tracking Study January – September 1998,  
 SDCCD Research and Planning Office

**Conclusions and Recommendations:** While the vast majority of transcripts sent by SDCCD are to a CSU or UC campus, this study shows that a large number are also sent to private colleges and universities. A high proportion (81%) of those requesting transcripts actually enrolled in the private or out-of-state institution to which the transcript was sent. Ninety percent of all transcripts sent to private and out-of-state colleges during the time frame covered by the study (January to September 1998) were to private colleges and universities in California. Eighty three percent of transcripts sent to California institutions were to private institutions in San Diego County. Establishing formal data-sharing agreements with these institutions would provide valuable information regarding the transfer patterns of SDCCD students.

**APPENDIX A**

**Transcript Follow-up Study**  
**Institutions Receiving SDCCD Transcript Requests**  
**January - September, 1998**

	Number of Transcripts Mailed	Number of Students Enrolled	Percent Enrolled
ARIZONA STATE UNIVERSITY	26	16	62%
ARIZONA WESTERN COLLEGE	3	3	100%
AZUSA PACIFIC UNIVERSITY	14	9	64%
BOISE STATE UNIVERSITY	5	3	60%
BRIGHAM YOUNG UNIVERSITY	3	2	67%
CHAPMAN UNIVERSITY	60	51	85%
CHRISTIAN HERITAGE COLLEGE	56	15	27%
COLORADO STATE UNIVERSITY	2	1	50%
COLUMBIA COLLEGE	2	1	50%
EMBRY RIDDLE AERONAUTICAL UNIV	2	1	50%
HAMPTON UNIVERSITY	3	1	33%
HAWAII PACIFIC UNIVERSITY	9	6	67%
LOMA LINDA UNIVERSITY	12	5	42%
LOYOLA MARYMOUNT UNIVERSITY	7	5	71%
METROPOLITAN ST. COLL. DENVER	3	2	67%
MONTANA STATE UNIVERSITY	13	6	46%
NATIONAL UNIVERSITY	608	598	98%
NEW MEXICO STATE UNIVERSITY	5	4	80%
NORFOLK STATE UNIVERSITY	3	3	100%
PEPPERDINE UNIVERSITY	3	2	67%
POINT LOMA NAZARENE UNIVERSITY	65	44	68%
REGENTS COLLEGE	19	15	79%
SPRINGFIELD COLLEGE	2	2	100%
STANFORD UNIVERSITY	14	4	29%
THOMAS EDISON STATE COLLEGE	4	4	100%
U.S. INTERNATIONAL UNIVERSITY	35	25	71%



	Number of Transcripts Mailed	Number of Students Enrolled	Percent Enrolled
UNIV ARKANSAS @ LITTLE ROCK	2	1	50%
UNIV COLORADO @ DENVER	5	3	60%
UNIV OF ARIZONA @ TUCSON	6	3	50%
UNIV OF COLORADO @ BOULDER	8	4	50%
UNIV OF FLORIDA @ GAINSVILLE	2	2	100%
UNIV OF HAWAII @ MANOA	10	2	20%
UNIV OF NEVADA @ LAS VEGAS	9	3	33%
UNIV OF NEVADA @ RENO	2	1	50%
UNIV OF NEW MEXICO	3	2	67%
UNIV OF OREGON	4	3	75%
UNIV OF PHOENIX	18	16	89%
UNIV OF PHOENIX @ PHOENIX	14	13	93%
UNIV OF PHOENIX N CAL CAMPUS	2	2	100%
UNIV OF REDLANDS	52	44	85%
UNIV OF SAN DIEGO	193	164	85%
UNIV OF SAN FRANCISCO	4	3	75%
UNIV OF THE PACIFIC	4	3	75%
UNIV OF WISCONSIN @ MILWAUKEE	4	1	25%
UNIV SOUTHERN CALIFORNIA	40	5	13%
WEBSTER UNIVERSITY	4	4	100%
<b>Total</b>	<b>1364</b>	<b>1107</b>	<b>81%</b>

Response rate: 53 responses from 56 surveys mailed=95%



**U.S. Department of Education**  
Office of Educational Research and Improvement (OERI)  
National Library of Education (NLE)  
Educational Resources Information Center (ERIC)



# REPRODUCTION RELEASE

(Specific Document)

## I. DOCUMENT IDENTIFICATION:

Title: <i>Indicators for Excellence: San Diego Community College District (SDCCD) Transfer Tracking Study January 1998 - September, 1998</i>	
Author(s): <i>Armstrong, William B., Takahata, Gail M., Barnes, Randall A.</i>	
Corporate Source: <i>San Diego Community College District</i>	Publication Date: <i>Febil, 1998</i>

## II. REPRODUCTION RELEASE:

In order to disseminate as widely as possible timely and significant materials of interest to the educational community, documents announced in the monthly abstract journal of the ERIC system, *Resources in Education* (RIE), are usually made available to users in microfiche, reproduced paper copy, and electronic media, and sold through the ERIC Document Reproduction Service (EDRS). Credit is given to the source of each document, and, if reproduction release is granted, one of the following notices is affixed to the document.

If permission is granted to reproduce and disseminate the identified document, please CHECK ONE of the following three options and sign at the bottom of the page.

The sample sticker shown below will be affixed to all Level 1 documents

PERMISSION TO REPRODUCE AND DISSEMINATE THIS MATERIAL HAS BEEN GRANTED BY

*Sample*

\_\_\_\_\_

\_\_\_\_\_

TO THE EDUCATIONAL RESOURCES INFORMATION CENTER (ERIC)

**1**

Level 1

Check here for Level 1 release, permitting reproduction and dissemination in microfiche or other ERIC archival media (e.g., electronic) and paper copy.

The sample sticker shown below will be affixed to all Level 2A documents

PERMISSION TO REPRODUCE AND DISSEMINATE THIS MATERIAL IN MICROFICHE, AND IN ELECTRONIC MEDIA FOR ERIC COLLECTION SUBSCRIBERS ONLY. HAS BEEN GRANTED BY

*Sample*

\_\_\_\_\_

\_\_\_\_\_

TO THE EDUCATIONAL RESOURCES INFORMATION CENTER (ERIC)

**2A**

Level 2A

Check here for Level 2A release, permitting reproduction and dissemination in microfiche and in electronic media for ERIC archival collection subscribers only

The sample sticker shown below will be affixed to all Level 2B documents

PERMISSION TO REPRODUCE AND DISSEMINATE THIS MATERIAL IN MICROFICHE ONLY HAS BEEN GRANTED BY

*Sample*

\_\_\_\_\_

\_\_\_\_\_

TO THE EDUCATIONAL RESOURCES INFORMATION CENTER (ERIC)

**2B**

Level 2B

Check here for Level 2B release, permitting reproduction and dissemination in microfiche only

Documents will be processed as indicated provided reproduction quality permits.  
If permission to reproduce is granted, but no box is checked, documents will be processed at Level 1.

*I hereby grant to the Educational Resources Information Center (ERIC) nonexclusive permission to reproduce and disseminate this document as indicated above. Reproduction from the ERIC microfiche or electronic media by persons other than ERIC employees and its system contractors requires permission from the copyright holder. Exception is made for non-profit reproduction by libraries and other service agencies to satisfy information needs of educators in response to discrete inquiries.*

**Sign here, → please**

Signature: <i>William B. Armstrong</i>	Printed Name/Position/Title: <i>William B. Armstrong, Research Director</i>
Organization/Address: <i>San Diego Community College District</i>	Telephone: <i>619 584-6941</i>
	FAX: _____
	E-Mail Address: <i>barms@sdccd.edu</i>
	Date: <i>4/1/99</i>

CA-US

(over)

### III. DOCUMENT AVAILABILITY INFORMATION (FROM NON-ERIC SOURCE):

If permission to reproduce is not granted to ERIC, or, if you wish ERIC to cite the availability of the document from another source, please provide the following information regarding the availability of the document. (ERIC will not announce a document unless it is publicly available, and a dependable source can be specified. Contributors should also be aware that ERIC selection criteria are significantly more stringent for documents that cannot be made available through EDRS.)

Publisher/Distributor:
Address:
Price:

### IV. REFERRAL OF ERIC TO COPYRIGHT/REPRODUCTION RIGHTS HOLDER:

If the right to grant this reproduction release is held by someone other than the addressee, please provide the appropriate name and address:

Name:
Address:

### V. WHERE TO SEND THIS FORM:

Send this form to the following ERIC Clearinghouse:
---

However, if solicited by the ERIC Facility, or if making an unsolicited contribution to ERIC, return this form (and the document being contributed) to:

**ERIC Processing and Reference Facility**

1100 West Street, 2<sup>nd</sup> Floor  
Laurel, Maryland 20707-3598

Telephone: 301-497-4080

Toll Free: 800-799-3742

FAX: 301-953-0263

e-mail: [ericfac@inet.ed.gov](mailto:ericfac@inet.ed.gov)

WWW: <http://ericfac.piccard.csc.com>