

DOCUMENT RESUME

ED 436 941

EF 005 589

TITLE Ohio School Facilities Commission 1998 Annual Report: Building Our Future.

INSTITUTION Ohio School Facilities Commission, Columbus.

PUB DATE 1998-00-00

NOTE 23p.

AVAILABLE FROM Ohio School Facilities Commission, 88 East Broad St., Suite 1400, Columbus, OH 43215. Tel: 614-466-6290; Fax: 614-466-7749. For full text: <<http://www.osfc.state.oh.us>>.

PUB TYPE Numerical/Quantitative Data (110) -- Reports - Descriptive (141)

EDRS PRICE MF01/PC01 Plus Postage.

DESCRIPTORS *Educational Facilities Design; *Educational Facilities Planning; Elementary Secondary Education; *Facility Guidelines; Public Schools; School Construction; *State Regulation; Tables (Data)

IDENTIFIERS *Ohio

ABSTRACT

The Ohio School Facilities Commission has published this manual intended to assure uniform, energy efficient, cost effective, easily maintainable, and technologically advanced educational facilities for its public schools. It provides a critical analysis of individual spaces and material/system components necessary for the construction of elementary and secondary schools and combination facilities. The manual allows the school district choice within specific guidelines of the State's Classroom Assistance Programs. It stipulates the cost per square foot for three grade configurations in nine regions in the State as well as the square footage allowed per child according to grade level. Each of the following programs are detailed: Building Assistance/Classroom Facilities Assistance Program; Emergency School Building Repair Program; Big Eight Renovations and Repairs; Energy Conservation; and Disability Access Program. Summarized program appropriations data conclude the manual. (GR)


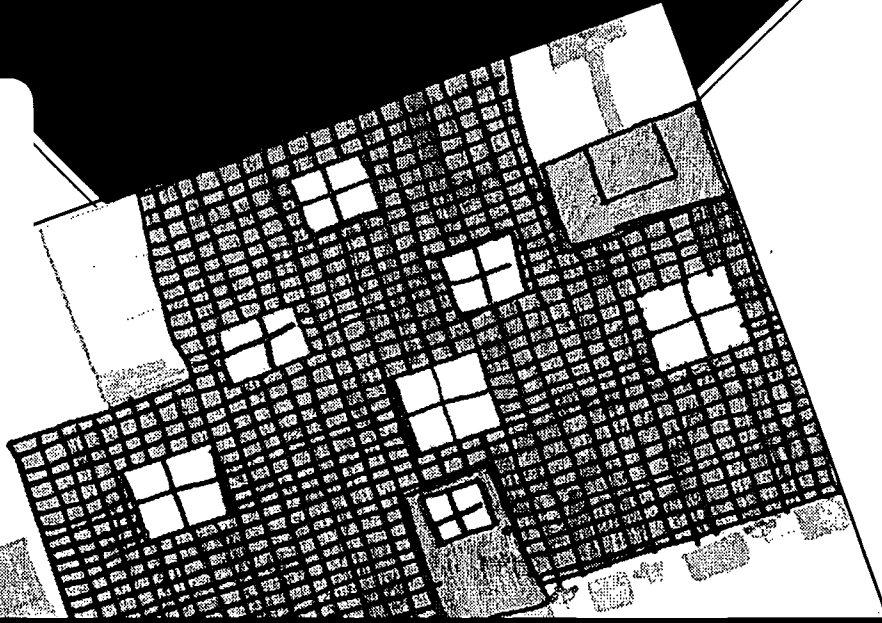
Ohio School Facilities Commission 1998 Annual Report

ED 436 941

PERMISSION TO REPRODUCE AND
DISSEMINATE THIS MATERIAL HAS
BEEN GRANTED BY

Randall A. Fischer

TO THE EDUCATIONAL RESOURCES
INFORMATION CENTER (ERIC)



U.S. DEPARTMENT OF EDUCATION
Office of Educational Research and Improvement
EDUCATIONAL RESOURCES INFORMATION
CENTER (ERIC)

This document has been reproduced as
received from the person or organization
originating it.

Minor changes have been made to
improve reproduction quality.

Points of view or opinions stated in this
document do not necessarily represent
official OERI position or policy.

EF 005 589

Building Our Future



Mission Statement

Ohio School Facilities Commission



Ohio School Facilities Commission

The Mission of the Ohio School Facilities Commission is to provide funding, management oversight, and technical assistance to Ohio school districts for construction and renovation of school facilities in order to provide an appropriate learning environment for Ohio's school children.

Governor
George V. Voinovich

Commission Members

Sandra A. Drabik
Chairman

Dr. John Goff
Vice Chairman

Director Paolo DeMaria

Senator Doug White

Senator Michael Shoemaker

Representative Thomas Johnson

Representative C.J. Prentiss

Randall A. Fischer, A.I.A.
Executive Director

88 East Broad Street
Suite 1400
Columbus, Ohio 43215

614/466-6290

Fax
614/466-7749

Web Site
www.osfc.state.oh.us

Table of Contents

Mission Statement	1
Message from the Chairman	2
Message from the Executive Director	2
History of the Commission	3
<u>Programs</u>	
Building Assistance/Classroom Facilities Assistance Program	4
Emergency School Building Repair Program	8
Big 8 Renovations & Repairs	12
Energy Conservation	14
Disability Access Program	15
<u>Miscellaneous</u>	
Financial Summary	18
Miscellaneous Pictures	19



George V.
Voinovich
Governor

Commission Members

Sandra A. Drabik
Chairman

Dr. John Goff
Vice Chairman

Puolo DeMaria
Director

Doug White
Senator

Michael Shoemaker
Senator

Thomas Johnson
Representative

C. J. Prentiss
Representative

Staff

Randall A. Fischer, A.I.A.
Executive Director

88 East Broad Street
Suite 1400
Columbus, Ohio 43215

614/466-6290

Fax
614/466-7749

Web Site
www.osfc.state.oh.us

Messages

From the Chairman

As Chairman of the Ohio School Facilities Commission, I am pleased to present our first annual report. During the first year of existence, the Commission embarked on a mission to consolidate existing programs while establishing new ones. The purpose of the Commission, through its three programs, is to effectively and efficiently coordinate the dissemination of state funds to Ohio's public school districts for the construction and renovation of school facilities. The Commission has strived to fulfill its mission and carry out its responsibilities as charged by Section 3318.30 of the Ohio Revised Code.

The Commission offers this annual report as an exhibit of its first year's efforts. The Commission is proud to report that all of its programs are operational and funding is being provided to school districts to address both immediate and long-term facility needs.

The Ohio School Facilities Commission looks forward to building upon the successes of our first year and will continue to strive toward improving the educational facilities of Ohio's school children.

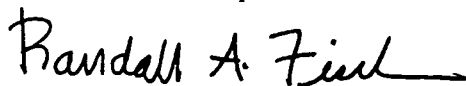


Sandra A. Drabik


From the Executive Director

In our first year, the Ohio School Facilities Commission staff focused on developing programs and policies that would enable us to disburse funding to Ohio's public schools as quickly as possible, yet provide the proper oversight required on state funded capital construction projects. Establishing the appropriate public and private balance will continue to be a priority. Creating and implementing the Ohio School Design Manual was a major accomplishment for FY '98. Guidelines for design, systems, and materials for construction detailed in the Manual will significantly reduce the design time while establishing a consistent quality level for our new school facilities across the state.

We have accomplished much in our first year and are pleased to present our first annual report.



Randall A. Fischer, A.I.A.



*In May, 1997,
Governor Voinovich
signed into law
Senate Bill 102,
which created the
Ohio School
Facilities
Commission.*

History of the Commission

The Ohio School Facilities Commission (the Commission) was created in May of 1997 when Governor Voinovich signed into law Senate Bill 102 of the 122nd General Assembly. The Commission consists of three voting members: the Director of Administrative Services, Director of the Office of Budget and Management, Superintendent of Public Instruction, and four non-voting, legislative members. The Commission provides funding and oversight for all state funded K-12 school facilities. Chapter 3318.31 of the Ohio Revised Code directs the Commission "to perform any act and ensure the performance of any function necessary as appropriate to carry out the purposes of, and exercise the powers granted under, the Classroom Facilities Assistance Program... including making and entering into all contracts, commitments, and agreements, and execute all instruments, necessary or incidental to the performance of its duties and the execution of its rights and powers under the Classroom Facilities Assistance Program."

In addition to these duties, the Commission also oversees: the Emergency Repair Program, which directs funds to poor districts to repair their most urgent needs; the Big 8 Program, which funds major repairs and renovations to the eight largest urban districts; the ADA Program, which supplies grants to districts to comply with the Americans with Disabilities Act; and the Energy Conservation program. All major policies and procedures associated with these programs have been developed and adopted by the Commission. Through these programs, the OSFC has provided funding at various levels to over 280 school districts. Funds associated with these programs since the creation of the Commission exceed \$735 million dollars.



**Ohio
School
Facilities
Commission**

Building Assistance/ Classroom Facilities Assistance Program

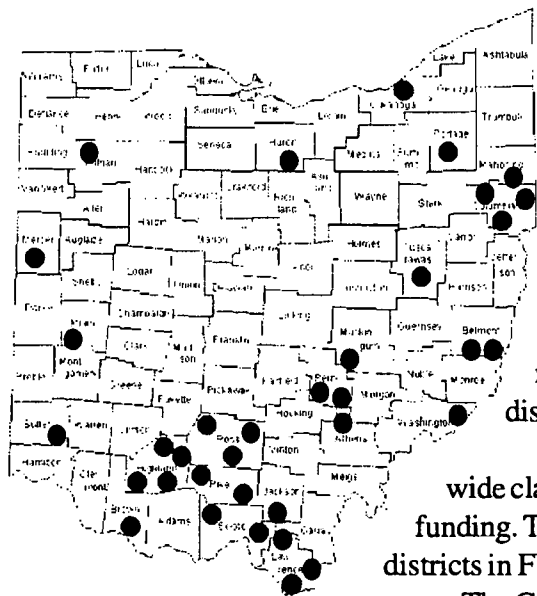
The Classroom Facilities Assistance Program has been in existence since 1957. The Commission is currently administering two Classroom Assistance Programs. The first program dates back to 1990 when a list of 44 districts was established through an application process to receive assistance. Of the 44 districts on the list, 14 have now completed their projects, eight are in the close-out phase of their projects, 14 are under construction, seven are in the pre-construction phase of their projects and one district was unable to participate. The second program, the current Classroom Facilities Assistance Program, was established in Senate Bill 102 (122nd General Assembly) and required the Commission to begin their classroom facility assessments with eligible districts having the lowest adjusted valuation per pupil.

The Commission contracts with architects on a periodic basis to provide district wide classroom facility assessments and develop master plans for districts which await funding. The Commission assessed and determined the classroom facility needs of 18 districts in FY '98. Of the 18 districts, 16 passed their bond issue/levy.

The Commission most recently performed assessments and determined the classroom facility needs of 19 districts, 17 of which will be on the ballot in November 1998. The Commission will continue to assess the classroom facility needs of eligible districts so that the districts are in a position to access funds as they become available.

The aforementioned assessment process includes an on-site evaluation by the architect, which begins with a meeting with the district staff. The architect will complete an appraisal form for each classroom facility. After compiling information on each of the district's buildings, the architect develops an assessment report, a master plan and a statement of probable cost. The Assessment Report describes the current condition of the district's classroom facilities. The Master Plan consists of narrative and graphic components describing the architect's proposed recommendations for resolving the district's building inadequacies. The Statement of Probable Costs identifies the cost for rebuilding the district's facilities.

In addition to contracting with architects to perform the district's classroom facility assessment, the Commission also contracts with educational planners to determine the district's student population or Average Daily Membership projected over a period of ten years. The Commission uses this projection to determine the number of students to be housed.



**Classroom Facilities
Assistance Projects
1997 and 1998**




**Northwest Elementary
School, Scioto County**

The Commission in striving to become as technologically advanced as possible, will manage the projects electronically with construction managers taking the lead role. It is the hope of the Commission that by communicating electronically, projects will run more smoothly with fewer delays. All project team members (Construction Manager, Architect School District Representative and Commission Representative) will be expected to communicate electronically with each other to facilitate timely responses. The construction managers will communicate monthly to the Commission as to the status of the projects in their region including progress photos. This report will include critical budget and schedule information at the field level. Other changes have been made to the past program to expedite the building process. As an example, the contractor payment process will be streamlined. The Commission hopes to attract the best contractors to work on classroom facility projects and toward this goal, we are reducing the paperwork that is inherent with a construction project. The Commission plans to continually improve upon the means and methods of project delivery to school districts throughout the state of Ohio.

Design Manual

One of the Commission's accomplishments was the completion of the Ohio School Design Manual. The Design Manual is intended to assure uniform, energy efficient, functional, cost effective, high quality, easily maintainable, forward thinking, educational, and technologically advanced facilities. The Design Manual provides a critical analysis of individual spaces and material/system components necessary for the construction of elementary, middle, high school, and combination facilities. Equality between school districts related to size of educational spaces, finishes, systems, and costs are being realized. Initial educational programming and early design efforts have been reduced. Consequently, the reduction of the design/construction process will result in less project cost. The Design Manual allows the school district choice contained within specific guidelines of the program. The objective was to produce a guide to be used by the school district's architect to translate the educational needs of the school district into a functional and appropriately designed facility. The Design Manual stipulates the cost per square foot for three grade configurations in nine regions in the state. The Design Manual also stipulates the square foot allowed per child according to grade level. The Design Manual will be updated periodically so that it remains current.

BEST COPY AVAILABLE



*The New Symmes Valley Elementary School,
Lawrence County*




*Valley Local Library,
Scioto County*



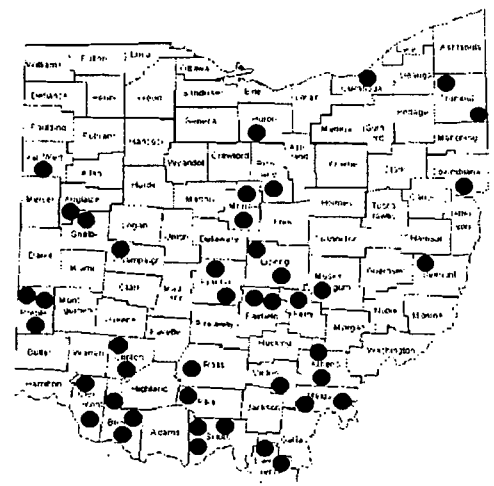
Design Manual

Status of 1990 Building Assistance List

DISTRICT	COUNTY	RANK	PROJECT STATUS	LOCAL	STATE	TOTAL	% COMPLETE
Southern	Perry	8	Completed	\$1,710,075	\$7,922,465	\$9,632,540	100
Bristol	Trumbull	102	Pre-Construction Phase	\$2,334,000	\$5,655,597	\$7,989,597	0
Symmes Valley	Lawrence	6	Completed	\$1,570,969	\$8,799,031	\$10,370,000	100
Valley	Scioto	28	Completed	\$2,260,235	\$12,549,765	\$14,810,000	100
Crestview	Van Wert	197	Completed	\$1,842,693	\$7,045,607	\$8,888,300	100
Ripley-Union-Lewis	Brown	47	Completed	\$3,120,359	\$7,064,641	\$10,185,000	100
Northwest	Scioto	4	Completed	\$2,800,850	\$15,549,150	\$18,350,000	100
Eastern	Meigs	42	Under Construction	\$1,455,000	\$7,295,000	\$8,750,000	42
Cardington-Lincoln	Morrow	78	Completed	\$2,495,000	\$2,109,763	\$4,604,763	100
Southern	Meigs	323	Bond Issue Passage May 1998	\$4,042,000	\$3,651,800	\$7,693,800	0
Crestview	Richland	65	Completed	\$3,155,500	\$4,344,507	\$7,500,007	100
Union	Belmont	33	Under Construction	\$3,952,236	\$15,682,436	\$19,634,672	87
Crestview	Columbiana	71	Completed	\$3,780,000	\$9,428,500	\$13,208,500	100
Dawson Bryant	Lawrence	5	Close-Out Phase	\$2,340,547	\$11,747,453	\$14,088,000	99
Twin-Valley	Preble	232	Close-Out Phase	\$3,644,370	\$13,216,582	\$16,860,952	99
Washington-Nile	Scioto	11	Under Construction	\$2,951,266	\$18,908,734	\$21,860,000	77
Western	Pike	1	Close-Out Phase	\$952,000	\$6,847,432	\$7,799,432	93
Nelsonville-York	Athens	24	Close-Out Phase	\$2,730,000	\$8,266,334	\$10,996,334	99
Vinton County	Vinton	98	Pre-Construction Phase	\$5,008,600	\$10,841,400	\$15,850,000	0
Federal Hocking	Athens	66	Completed	\$1,118,500	\$8,759,000	\$9,877,500	99
Waynesfield Goshen	Auglaize	117	Completed	\$260,000	\$2,340,000	\$2,600,000	100
East Clinton	Clinton	125	Under Construction	\$3,800,000	\$15,588,800	\$19,388,800	86
Northridge	Licking	382	Close-Out Phase	\$9,112,344	\$6,074,896	\$15,187,240	97
Fayetteville-Perry	Brown	84	Under Construction	\$505,000	\$8,374,000	\$8,879,000	55
South Central	Huron	142	Close-Out Phase	\$2,005,000	\$5,650,865	\$7,655,865	99
Olmsted Falls	Cuyahoga	416	Close-Out Phase	\$10,500,000	\$8,654,439	\$19,154,439	99
Eastern	Brown	63	Under Construction	\$3,340,000	\$9,130,000	\$12,470,000	99
Newton Falls	Trumbull	116	Completed	\$5,631,785	\$2,418,468	\$8,050,253	100
Williamsburg	Clemont	274	Under Construction	\$4,240,000	\$7,962,852	\$12,202,852	75
Botkins	Shelby	155	Completed	\$750,000	\$2,623,010	\$3,373,010	100
C.R. Coblentz	Preble	190	Under Construction	\$3,509,440	\$8,690,560	\$12,200,000	44
Canal Winchester	Franklin	452	Completed	\$4,740,000	\$3,816,425	\$8,556,425	100
Berne Union	Fairfield	298	Close-Out Phase	\$4,080,000	\$6,120,000	\$10,200,000	99
Graham	Champaign	264	Under Construction	\$7,735,000	\$9,465,403	\$17,200,403	10
Felicity Franklin	Clemont	15	Close-Out Phase	\$1,350,000	\$7,240,928	\$8,590,928	99
Zane Trace	Ross	282	Under Construction	\$5,258,573	\$7,887,858	\$13,146,431	10
Granville	Licking	517	Under Construction	\$0	\$4,484,343	\$4,484,343	45
Franklin	Muskingum	52	Under Construction	\$5,302,987	\$7,978,096	\$13,281,083	20
Highland	Morrow	50	Under Construction	\$2,616,000	\$5,800,000	\$8,416,000	40
Wilmington	Clinton	393	Pre-Construction Phase	\$8,441,900	\$1,995,346	\$10,437,246	0
Reynoldsburg	Franklin	360	Pre-Construction Phase	\$3,900,000	\$6,189,300	\$10,089,300	0
Norwalk	Huron	387	District Has Not Passed Local Issue	\$0	\$0	\$0	0
Preble Shawnee	Preble	105	Pre-Construction Phase	\$3,692,900	\$3,949,000	\$7,641,900	0
Pickerington	Fairfield	362	Pre-Construction Phase	\$0	\$6,780,000	\$6,780,000	0
Totals				\$144,035,129	\$334,899,786	\$478,934,915	



Washington-Nile Science Lab, Scioto County



43 districts from
1990 Buildings Assistance List

Classroom Facilities Assistance Status

Issues that Passed November 1997/February/May 1998

District Rank	District	County	Local	State	Total
3	Huntington Local	Ross	\$1,107,000	\$7,115,183	\$8,222,183
7	Eastern Local	Pike	\$1,423,000	\$21,285,211	\$22,708,211
9	Bloom-Vernon Local	Scioto	\$865,100	\$15,838,408	\$16,703,508
10	Windham Ex. Village	Portage	\$972,000	\$25,968,679	\$26,940,679
12	Wellsville Local	Columbiana	\$1,709,000	\$10,868,900	\$12,577,900
13	East Cleveland City	Cuyahoga	\$10,547,400	\$91,333,943	\$101,881,343
14	Minford Local	Scioto	\$2,195,000	\$29,356,107	\$31,551,107
16	Paint Valley Local	Ross	\$1,945,800	\$15,430,564	\$17,376,364
18	Lynchburg-Clay Local	Highland	\$2,330,600	\$21,237,275	\$23,567,875
19	Greenfield Ex. Village	Highland	\$3,999,100	\$23,639,690	\$27,638,790
20	Bright Local	Highland	\$875,000	\$13,764,993	\$14,639,993
21	Western-Brown Local	Brown	\$5,659,600	\$46,187,819	\$51,847,419
22	Claymont City	Tuscarawas	-	\$28,487,438	\$28,487,438
23	Rock Hill Local	Lawrence	\$3,790,000	\$30,857,630	\$34,647,630
25	Scioto Valley Local	Pike	\$3,377,000	\$22,119,638	\$25,496,638
127	Fort Recovery	Mercer	\$3,390,500	\$12,754,640	\$16,145,140
		Total	\$44,186,100	\$416,246,118	\$460,432,218

Issues on the November 1998 Ballot

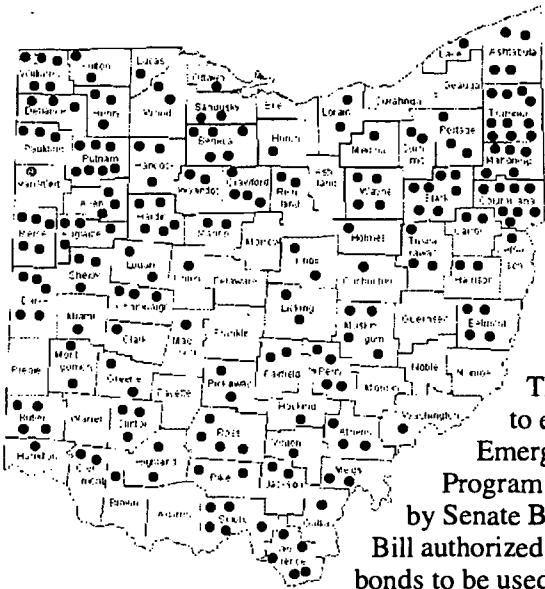
District Rank	District	County	Local	State	Total
26	Frontier Local	Washington	\$1,748,000	\$16,058,628	\$17,806,628
27	Bellaire City	Belmont	\$4,038,000	\$26,134,621	\$30,172,621
29	Sebring Local	Mahoning	\$1,717,000	\$13,678,034	\$15,395,034
30	Continental Local	Putnam	\$1,645,000	\$12,949,920	\$14,594,920
31	Bradford Exempted Villag	Miami	\$1,367,000	\$13,405,207	\$14,772,207
32	New Miami Local	Butler	\$1,972,000	\$6,255,897	\$8,227,897
34	Maysville Local	Muskingum	\$4,732,000	\$30,649,844	\$35,381,844
35	Barnesville Exempted Vill	Belmont	\$3,267,000	\$14,991,438	\$18,258,438
36	Fairfield Local	Highland	\$1,774,000	\$14,865,567	\$16,639,567
37	East Liverpool City	Columbiana	\$5,648,000	\$41,438,438	\$47,086,438
38	Fairland Local	Lawrence	\$4,005,000	\$27,163,628	\$31,168,628
39	Adena Local	Ross	\$2,878,000	\$21,313,018	\$24,191,018
41	New Lexington City	Perry	\$3,873,000	\$25,304,790	\$29,177,790
43	Leetonia Exempted Villag	Columbiana	\$1,654,000	\$15,391,844	\$17,045,844
44	Chesapeake Union Ex. Vil	Lawrence	\$2,440,000	\$14,273,998	\$16,713,998
45	New London Local	Huron	\$3,252,000	\$18,129,539	\$21,381,539
46	Wellston City	Jackson	\$3,656,000	\$28,439,588	\$32,095,588
		Total	\$49,666,000	\$340,443,999	\$390,109,999

Grand Total August 19, 1998	\$93,852,100	\$756,690,117	\$850,542,217
------------------------------------	---------------------	----------------------	----------------------



Ohio
School
Facilities
Commission

The Emergency School Building Repair Program



254 districts approved for emergency repairs

Background

The Commission was directed to establish and administer the Emergency School Building Repair Program (Emergency Repair Program) by Senate Bill 102 in May of 1997. This Bill authorized the sale of \$50 million in bonds to be used specifically for the Emergency Repair Program. House Bill 215, signed by the Governor June 30, 1998, appropriated an additional \$50 million cash for the program bringing the total funds available to \$100 million.

With respect to the Emergency Repair Program, Senate Bill 102:

- Directs the Commission to distribute the moneys to school districts beginning with those districts with an adjusted per pupil valuation less than the threshold valuation defined in section 3317.0213 of the Revised Code.

- States that any School District that receives moneys from this program shall expend them only to repair the following:


1. Heating Systems
 2. Floors, Roofs and Exterior Doors
 3. Air Ducts and other Ventilation Devices
 4. Emergency Exit or Egress Passageway Lighting
 5. Fire Alarm Systems
 6. Handicapped Access Needs
 7. Sewage Systems
 8. Water Supplies
 9. Asbestos Removal
 10. Any other repairs to a school building that meet health and safety requirements.
- Under Commission guidelines school districts are currently capped at \$500,000.

In May 1998, the Governor signed into law House Bill 650 which appropriated an additional \$30 million dollars for the Emergency Repair Program. These moneys were appropriated specifically to address equity district applications received by the Commission prior to January 15, 1998. This additional appropriation will enable the Commission to provide Emergency Repair assistance to about 87% of the equity districts in the state.

Over the past year, the policy guidelines have been revised by the Commission to better reflect the intent of the language of Senate Bill 102 and to incorporate changes made by House Bill 650.

Process

The program was organized to evaluate requested repairs to K through 12 school buildings and provide the districts with an approved list of repairs and an estimate of the cost of those repairs as quickly as possible. The state was divided into Central, Northwest, Northeast Southern regions. The Commission contracted with 36 private professional architectural, engineering, and construction management firms located throughout the state to act as regional evaluation teams.



Vinton County Local Gym Before

- Directs the Commission to determine and certify to the Controlling Board, based on an on-site inspection of the school buildings in a district, the necessity of emergency repairs.

Accomplishments

- Original \$100 Million Appropriation: Between July 11, 1998 when the first application was received, and January 14, 1998, the Commission received 405 applications from 254 equity school districts.

By January 30, 1998, the Commission had approved 216 applications from 208 equity districts. The approved repairs for these grants are estimated to cost \$93.9 million.



On July 13, 1998 the Controlling Board approved the remaining districts' applications to be funded from the additional appropriation from H. B. 650. With this funding, the Commission was able to approve applications from 254 equity district (87%) for a total of \$118 million in construction costs. The remaining funds are being reserved for contingencies "Act of God" types of emergencies and program administration.

Vinton County Local Gym After

Four of these firms were designated as Team Leaders to coordinate the activities in each of the four regions. The Commission set a goal to dispatch a site evaluation team to the district within five days after the receipt of an application and to have a report presented to the Commission within 72 hours after the site evaluation.

Each region of the state has an average of fifty districts that the Team Leaders have visited and assisted with the application process. Each of these districts is now beginning to accomplish their repairs through a series of two or three publicly bid projects. We are currently in the process of reviewing plans, disbursing funds, and maintaining the accounting on approximately 600 projects.

Upon the notice of application approval, the districts are required to enter into an agreement with the Ohio School Facilities Commission and hire design professionals licensed in the state of Ohio to prepare bid documents. Commission staff, or the state hired Team Leaders, review the bid documents to assure they reflect approved repairs and the districts are then asked to proceed with bidding.

In order to help the districts expedite the repairs, once bids are received and reviewed, the Commission estimates the total project cost including a contingency and disburses 90% of that figure. Once all approved repairs have been completed, a final inspection is conducted and the total grant amount is reconciled.

The applications approved to date shows the funds will be expended in the following main categories:

CATEGORY	%
Roof Repairs	29%
Heating System Repairs	19%
Handicapped Access Needs Repairs	10%
Air Ducts and Other Air Ventilation Devices Repairs	8%
Structural Safety Repairs	6%
Asbestos Removal Repairs	5%
Electrical Safety Repairs	4%
Fire Alarm Systems Repairs	4%
Sewage Systems Repairs	3%
Floors and Exterior Doors Repairs	3%
Life Safety Repairs	3%
Water Supplies	3%
Emergency Exit or Egress Passageway Lighting Repairs	2%

For a complete listing of all school districts approved for Emergency Repair funding under this initial \$100 million appropriation, see Table 1 following this section.



Ohio School Facilities Commission


Table 1 – All School Districts Approved For Emergency Repair Funding Under the Initial \$100,000,000 Appropriation.

County	School District	Rank	Approved	Awarded
Allen	Allen East Local SD	121	10/7/97	\$125,000.
	Bluffton Ex Vill SD	254	9/24/97	\$482,000.
	Lima City SD	72	12/18/97	\$500,000.
Ashtabula	Ashtabula Area City SD	158	1/8/98	\$500,000.
	Geneva Area City SD	126	10/27/97	\$467,200.
	Grand Valley Local SD	170	11/5/97	\$500,000.
	Jefferson Area Local SD	147	9/24/97	\$500,000.
Athens	Alexander Local SD	174	10/3/97	\$500,000.
	Federal Hocking Local SD	66	11/4/97	\$171,828.
	Trimble Local SD	2	10/27/97	\$500,000.
Auglaize	New Knoxville Local SD	146	10/7/97	\$415,000.
	St Marys City SD	213	10/24/97	\$500,000.
	Wapakoneta City SD	191	11/10/97	\$500,000.
	Waynesfield-Goshen Local SD	117	11/3/97	\$500,000.
Belmont	Barnesville Ex Vill SD	35	9/22/97	\$500,000.
	Bellaire City SD	27	12/9/97	\$500,000.
	Bridgeport Ex Vill SD	227	12/18/97	\$500,000.
	Martins Ferry City SD	207	10/24/97	\$500,000.
Brown	Fayetteville-Perry Local SD	84	1/8/98	\$500,000.
Butler	Hamilton City SD	270	8/6/97	\$500,000.
	Madison Local SD	192	1/8/98	\$500,000.
	New Miami Local SD	32	10/21/97	\$500,000.
	Ross Local SD	286	9/24/97	\$101,000.
Carroll	Brown Local SD	266	10/10/97	\$500,000.
	Carrollton Ex Vill SD	185	8/6/97	\$500,000.
Champaign	Graham Local SD	264	11/4/97	\$500,000.
	Mechanicsburg Ex Vill SD	137	10/21/97	\$500,000.
	Triad Local SD	88	11/4/97	\$500,000.
Clark	Springfield City SD	129	12/10/97	\$500,000.
Clermont	Bethel-Tate Local SD	67	12/10/97	\$500,000.
	Williamsburg Local SD	274	12/18/97	\$9,660.
Clinton	Blanchester Local SD	64	10/27/97	\$500,000.
	Clinton-Massie Local SD	152	8/27/97	\$236,400.
	East Clinton Local SD	125	10/27/97	\$500,000.
Columbiana	Beaver Local SD	187	1/8/98	\$500,000.
	Crestview Local SD	71	10/7/97	\$500,000.
	East Liverpool City SD	37	12/30/97	\$417,250.
	East Palestine City SD	54	1/5/98	\$324,548.
	East Palestine City SD	54	8/6/97	\$173,046.
	Leetonia Ex Vill SD	43	1/7/98	\$500,000.
	Lisbon Ex Vill SD	73	10/27/97	\$302,500.
	Southern Local SD	56	1/8/98	\$500,000.
	United Local SD	53	11/7/97	\$500,000.
Coshocton	Coshocton City SD	285	9/22/97	\$500,000.
Crawford	Bucyrus City SD	240	9/22/97	\$192,000.
	Crestline Ex Vill SD	243	12/10/97	\$500,000.
Crawford	Galion City SD	120	10/14/97	\$500,000.
	Wynford Local SD	201	1/30/98	\$500,000.
Darke	Ansonia Local SD	161	1/7/98	\$500,000.
	Arcanum Butler Local SD	182	8/27/97	\$500,000.
	Franklin-Monroe Local SD	253	10/28/97	\$204,000.
	Mississinawa Valley Local SD	89	10/23/97	\$309,000.
	Tri-Village Local SD	231	1/8/98	\$466,800.
Defiance	Central Local SD	179	10/7/97	\$500,000.
	Defiance City SD	223	10/9/97	\$500,000.
	Hicksville Ex Vill SD	202	10/28/97	\$500,000.
Fairfield	Amanda-Clearcreek Local SD	68	12/18/97	\$500,000.
	Fairfield Union Local SD	138	10/14/97	\$450,000.
Fayette	Washington CH City SD	140	10/30/97	\$500,000.
Fulton	Gorham Fayette Local SD	181	9/24/97	\$500,000.
	Pettisville Local SD	238	8/21/97	\$500,000.
Gallia	Gallipolis City SD	216	10/27/97	\$494,300.
Greene	Fairborn City SD	279	12/9/97	\$500,000.
	Greeneview Local SD	215	1/8/98	\$425,200.
Hamilton	Mount Healthy City SD	256	12/30/97	\$500,000.
Hancock	Arlington Local SD	220	11/10/97	\$350,000.
	Arlington Local SD	220	9/24/97	\$150,000.


County	School District	Rank	Approved	Awarded
	Vanlue Local SD	211	11/10/97	\$500,000.
Hardin	Hardin Northern Local SD	199	12/9/97	\$280,800.
	Kenton City SD	267	10/14/97	\$500,000.
	Ridgmont Local SD	212	11/4/97	\$141,175.
	Riverdale Local SD	163	12/19/97	\$500,000.
	Upper Scioto Valley Local SD	124	10/7/97	\$500,000.
Harrison	Conotton Valley Union Local SD	291	8/27/97	\$500,000.
	Harrison Hills City SD	230	9/22/97	\$500,000.
Henry	Holgate Local SD	160	10/21/97	\$500,000.
	Liberty Center Local SD	206	9/24/97	\$500,000.
	Patrick Henry Local SD	280	11/5/98	\$500,000.
Highland	Greenfield Ex Vill SD	19	1/6/98	\$500,000.
	Hillsboro City SD	108	1/7/98	\$432,600.
Hocking	Logan-Hocking Local SD	188	10/10/97	\$500,000.
Holmes	West Holmes Local SD	258	8/6/97	\$500,000.
Huron	South Central Local SD	142	11/5/97	\$470,000.
Jackson	Jackson City SD	130	10/22/97	\$500,000.
	Wellston City SD	46	8/21/97	\$500,000.
Jefferson	Steubenville City SD	219	9/24/97	\$500,000.
Knox	Centerburg Local SD	104	12/9/97	\$500,000.
	Danville Local SD	40	11/6/97	\$500,000.
Lake	Madison Local SD	196	10/27/97	\$500,000.
Lawrence	Chesapeake Union Ex Vill SD	44	1/8/98	\$500,000.
	Dawson-Bryant Local SD	5	10/10/97	\$500,000.
	Ironton City SD	143	11/5/97	\$500,000.
	South Point Local SD	90	12/19/97	\$500,000.
	Symmes Valley Local SD	6	11/10/97	\$175,000.
Licking	Newark City SD	289	10/24/97	\$500,000.
	North Fork Local SD	157	11/4/97	\$351,560.
Logan	Bellefontaine City SD	292	12/9/97	\$183,600.
	Riverside Local SD	57	11/3/97	\$320,000.
	Riverside Local SD	57	9/24/97	\$180,000.
Lorain	Keystone Local SD	290	12/19/97	\$500,000.
	Wellington Ex Vill SD	246	9/22/97	\$447,000.
Lucas	Toledo City SD	261	10/27/97	\$500,000.
Madison	Jonathan Alder Local SD	277	1/5/98	\$500,000.
Mahoning	Campbell City SD	58	10/15/97	\$440,700.
	Lowellville Local SD	97	8/21/97	\$202,400.
	Struthers City SD	81	11/10/97	\$500,000.
	West Branch Local SD	103	12/18/97	\$500,000.
	Western Reserve Local SD	283	8/27/97	\$367,000.
	Youngstown City SD	70	9/22/97	\$500,000.
Marion	Marion City SD	48	10/2/97	\$500,000.
	Ridgedale Local SD	239	8/6/97	\$500,000.
Medina	Black River Local SD	205	1/8/98	\$500,000.
Meigs	Meigs Local SD	107	12/9/97	\$214,000.
	Meigs Local SD	107	9/24/97	\$286,000.
Mercer	Coldwater Ex Vill SD	184	10/28/97	\$222,000.
	Fort Recovery Local SD	127	8/27/97	\$100,000.
	Fort Recovery Local SD	127	12/11/97	\$400,000.
	Marion Local SD	82	10/7/97	\$500,000.
	Parkway Local SD	217	10/27/97	\$500,000.
	St Henry Consolidated Local SD	80	1/7/98	\$500,000.
Miami	Newton Local SD	168	10/3/97	\$404,000.
Montgomery	Dayton City SD	257	9/24/97	\$500,000.
	Mad River Local SD	178	10/23/97	\$500,000.
Muskingum	East Muskingum Local SD	79	11/7/97	\$500,000.
	Maysville Local SD	34	12/9/97	\$66,000.
	Tri-Valley Local SD	123	12/18/97	\$500,000.
	Zanesville City SD	229	10/6/97	\$487,384.
Ottawa	Genoa Area Local SD	248	10/7/97	\$500,000.
Paulding	Antwerp Local SD	86	1/6/98	\$500,000.
	Paulding Ex Vill SD	111	10/9/97	\$500,000.
	Wayne Trace Local SD	114	12/19/97	\$500,000.
Perry	Crooksville Ex Vill SD	17	8/6/97	\$180,000.
	New Lexington City SD	41	12/19/97	\$380,300.
	Northern Local SD	99	10/27/97	\$500,000.

County	School District	Rank	Approved	Awarded
	Southern Local SD	8	10/29/97	\$480,500.
Pickaway	Teays Valley Local SD	234	10/7/97	\$500,000.
	Westfall Local SD	242	12/10/97	\$500,000.
Pike	Scioto Valley Local SD	25	9/24/97	\$225,000.
	Waverly City SD	113	9/22/97	\$500,000.
Portage	James A Garfield Local SD	176	11/5/97	\$500,000.
	Southeast Local SD	91	1/8/98	\$500,000.
	Waterloo Local SD	251	9/22/97	\$285,000.
Putnam	Columbus Grove Local SD	224	12/10/97	\$500,000.
	Continental Local SD	30	10/3/97	\$500,000.
	Jennings Local SD	101	11/6/97	\$500,000.
	Kalida Local SD	118	10/23/97	\$500,000.
Putnam	Miller City-New Cleveland Local	85	12/9/97	\$500,000.
	Ottoville Local SD	92	11/6/97	\$500,000.
	Pandora-Gilboa Local SD	148	9/24/97	\$500,000.
Richland	Mansfield City SD	236	10/6/97	\$245,000.
	Plymouth Local SD	60	12/16/97	\$500,000.
Ross	Paint Valley Local SD	16	12/10/97	\$44,700.
	Union-Scioto Local SD	49	1/6/98	\$500,000.
	Zane Trace Local SD	282	10/31/97	\$148,100.
	Zane Trace Local SD	282	12/18/97	\$326,000.
Sandusky	Clyde-Green Springs Ex Vill SD	244	11/6/97	\$500,000.
	Gibsonburg Ex Vill SD	106	12/9/97	\$500,000.
	Lakota Local SD	183	10/1/97	\$500,000.
Scioto	Clay Local SD	265	8/6/97	\$500,000.
	Northwest Local SD	4	9/24/97	\$500,000.
	Portsmouth City SD	149	8/21/97	\$500,000.
	Washington-Nile Local SD	11	8/27/97	\$325,200.
	Wheelersburg Local SD	119	8/27/97	\$500,000.
Seneca	Bettsville Local SD	62	10/16/97	\$500,000.
	Fostoria City SD	263	12/15/97	\$500,000.
	New Riegel Local SD	61	9/24/97	\$300,000.
	Old Fort Local SD	173	10/15/97	\$500,000.
	Seneca East Local SD	194	10/1/97	\$500,000.
	Tiffin City SD	278	9/24/97	\$360,000.
	Tiffin City SD	278	11/6/97	\$140,000.
Shelby	Botkins Local SD	155	10/8/97	\$200,000.
	Fairlawn Local SD	167	1/8/98	\$315,000.
	Fairlawn Local SD	167	10/1/97	\$185,000.
	Hardin-Houston Local SD	177	10/27/97	\$428,400.
Stark	Alliance City SD	115	10/10/97	\$500,000.
	Canton City SD	83	10/15/97	\$500,000.

County	School District	Rank	Approved	Awarded
	Fairless Local SD	262	10/7/97	\$500,000.
	Louisville City SD	288	9/22/97	\$500,000.
	Massillon City SD	221	10/15/97	\$416,000.
	Minerva Local SD	162	10/22/97	\$500,000.
	Osnaburg Local SD	250	10/2/97	\$415,501.
	Sandy Valley Local SD	195	10/6/97	\$500,000.
Summit	Akron City SD	252	10/14/97	\$470,000.
	Barberton City SD	214	1/8/98	\$315,746.
Trumbull	Bloomfield-Mespo Local SD	134	10/23/97	\$500,000.
	Bristol Local SD	102	8/27/97	\$430,800.
	Brookfield Local SD	245	1/9/98	\$300,000.
	Girard City SD	171	10/7/97	\$500,000.
	Joseph Badger Local SD	159	10/30/97	\$500,000.
	LaBrae Local SD	189	10/7/97	\$500,000.
	Maplewood Local SD	55	10/23/97	\$450,000.
	McDonald Local SD	51	9/22/97	\$500,000.
	Newton Falls Ex Vill SD	116	10/15/97	\$500,000.
	Niles City SD	269	8/27/97	\$500,000.
	Southington Local SD	128	10/22/97	\$452,200.
	Weathersfield Local SD	259	11/10/97	\$500,000.
Tuscarawas	Indian Valley Local SD	154	8/27/97	\$500,000.
	Newcomerstown Ex Vill SD	59	11/3/97	\$500,000.
	Strasburg-Franklin Local SD	198	11/3/97	\$500,000.
Union	North Union Local SD	208	12/15/97	\$354,000.
Van Wert	Crestview Local SD	197	12/19/97	\$79,825.
Vinton	Vinton County Local SD	98	9/22/97	\$500,000.
Washington	Frontier Local SD	26	10/27/97	\$500,000.
Wayne	Chippewa Local SD	226	8/27/97	\$500,000.
	Green Local SD	175	10/8/97	\$500,000.
	Rittman Ex Vill SD	203	11/10/97	\$500,000.
	Triway Local SD	273	10/6/97	\$500,000.
Williams	Edgerton Local SD	235	10/23/97	\$500,000.
	Edon-Northwest Local SD	133	1/8/98	\$500,000.
	Millicreek-West Unity Local SD	95	10/7/97	\$300,000.
	Montpelier Ex Vill SD	109	10/8/97	\$500,000.
	North Central Local SD	271	12/19/97	\$416,740.
Wood	North Baltimore Local SD	284	1/8/98	\$500,000.
	Otsego Local SD	255	10/7/97	\$500,000.
Wyandot	Carey Ex Vill SD	172	8/27/97	\$500,000.
	Mohawk Local SD	122	8/6/97	\$500,000.
GRAND TOTAL			\$93,906,963.00	



*Existing Doors at
Garfield Elementary School*



*New Doors at
Garfield Elementary School*

Big 8 Renovations & Repairs

SECTION 7 of Senate Bill 102, adopted during the 122nd Ohio General Assembly, and effective on May 20, 1997, directed the Ohio School Facilities Commission to provide up to \$100 million from the proceeds of bonds to the Big 8 School Districts for Major Renovations and Repairs of School Facilities.

A Bond Sale was held in December of 1997 and \$50 million was requested for expenditure during Calendar Year 1998. The Ohio School Facilities Commission has disbursed \$19,885,958.65 to the Districts in the first 6 months of 1998.

Akron

Akron is benefiting from seventeen additional roofing replacement projects beyond what it could have afforded through its local capital improvement levy. The district will benefit from nine projects to replace aging and unreliable boilers and HVAC system components. Playground safety will be improved in Akron by thirteen projects to provide soft play surfacing compliant with Consumers Products Safety Commission recommendations. Lighting will be improved in eight schools through replacement of obsolete T-17-style fluorescent light fixtures. These fixtures are no longer available. Manufacturing of replacement lamps was discontinued by Sylvania two years ago.

Toledo

The following projects will be completed with Ohio School Facilities "Big 8" grants: Heffner School Renovations – Project will allow "All Day" Kindergarten to be implemented at two elementary buildings that would not have space.

DeVilbiss Roof Replacement-Project will allow a timely replacement of the roof which will eliminate further deterioration of the building.

Interior Renovations at Eight Buildings-Project will provide five additional buildings with "All Day" Kindergarten and upgrade floors, ceilings and lights at three buildings.

Canton

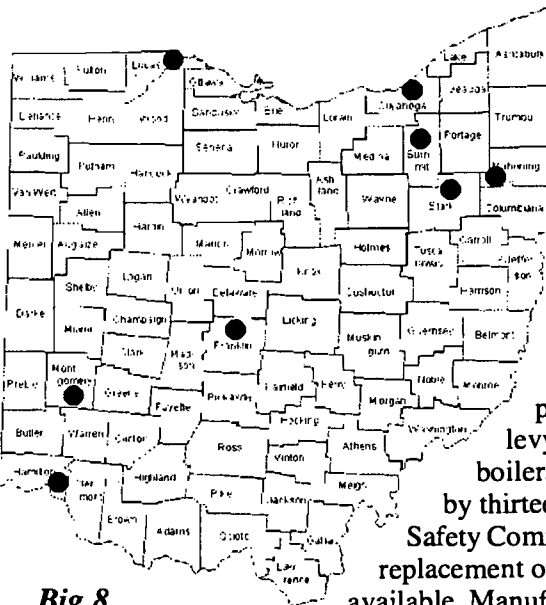
The Canton City School District has been able to accelerate a portion of their permanent improvement projects by four years and enhance their repair program with additional funding provided by the Ohio School Facilities Commission. The district originally budgeted funds to complete eight roof projects in the next four years and will complete seventeen roof projects by the end of the summer 2000.

In addition to the roofing projects, Canton will complete fifteen window replacement projects in the same period of time. The district had originally budgeted for replacement windows in only three of those buildings.

When these projects are completed, the building envelope in approximately three quarters of the Canton City School District buildings will be secure and providing energy savings and lower maintenance costs.

Dayton

Dayton City Schools has utilized their Big 8 funds to replace and repair numerous roofs throughout the district. In addition to the roofs, boilers that are past their useful lives, plumbing systems that desperately need repair, and other priorities have been planned for and are scheduled to be replaced.



**Big 8
School Districts**



**Ohio
School
Facilities
Commission**

BEST COPY AVAILABLE



Cincinnati City School District

Cincinnati City Schools has been able to accelerate an ongoing \$10 million Capital Improvement program with funds from the Big 8 program. Big 8 funds have significantly increased the amount of repairs and renovations that can be accomplished. The district will use funds to repair and replace numerous roofs, boilers, and fire alarm systems. Many buildings will receive upgrades to safety systems and, public address systems, and structural problems will be addressed.

Columbus City School District

The matching funds made available through the Ohio School Facilities Commission's Big 8 Major Renovations/Repair Program will enable the Columbus Public Schools to complete many renovations/repairs which would otherwise not be undertaken. For example, utilizing the funds from this program the Columbus Public Schools will be able to reroof part or all of 63 school buildings. Additionally, the Columbus Public Schools plan to repair aging and deteriorating masonry and foundations, replace aging windows and doors, and perform other necessary interior repairs and upgrades. Numerous roofing and masonry repair projects have already begun.

Cleveland City School District


The Capital Improvement Program in the Cleveland City School District (CCSD) has primarily focused on roof replacements. With the revenue generated by the passage of Issue 31 in November 1996, the district allocated \$22 million to the roof replacement project and related capital repairs and renovations.

The \$24.1 million in Big 8 Funding has allowed for the expansion of the roof replacement program for masonry repairs of elements impacted at the roof line to include: parapet walls, lintels, windows and chimneys. In addition, the increased revenue has provided funding for the district to complete repairs/renovations that have positively impacted the implementation of the educational programs such as gym floor replacements. This funding has also allowed the district to address health, safety, and environmental issues including: ADA compliance/improvements, boiler replacements, retiling of floors and interior ceiling/wall repairs.


The Big 8 Funding in combination with district revenues has given the CCSD the ability to literally double the capital funds available for roof replacements and much needed repairs and renovations throughout the District.

Youngstown City School District

Through the Big 8 Program, the Youngstown City School District is in the process of completing two major asbestos abatement projects, roof replacements at three school buildings, floor tile replacement at a high school, and paving improvements at eight school buildings.



Insulation of Roof at Margaret Spellacy Middle School, Cleveland City Schools



Installation of New Skylight at Margaret Spellacy Middle School, Cleveland City Schools

Big 8 Figures

School District	Available Under S.B. 102	Requested Calendar Year 98
Akron	\$10,590,469.25	\$5,295,248.00
Canton	\$4,295,171.08	\$1,508,500.00
Cincinnati	\$14,989,625.41	\$5,000,000.00
Cleveland	\$24,117,980.42	\$17,000,000.00
Columbus	\$20,540,196.80	\$12,500,000.00
Dayton	\$8,493,657.40	\$4,246,829.00
Toledo	\$12,762,578.62	\$3,000,000.00
Youngstown	\$4,210,294.02	\$929,994.00
Totals	\$99,999,973.00	\$49,480,571.00

BEST COPY AVAILABLE

Energy Conservation

In House Bill 264 (FY '85-'86, the 118th General Assembly), the state legislature created a program known as the School Facilities Energy Conservation Financing Authority Bill. The program is commonly referred to as "HB 264." Recognizing the fact that older school facilities were consuming more energy than necessary, due to antiquated equipment and technologies, District Boards of Education, governed by school construction financing law are prohibited from borrowing for energy related improvements without a vote of the citizens. The HB 264 legislation allows a district to borrow without a vote of the public for energy related improvements as long as the cost of the improvements does not exceed the savings in energy cost and operating and maintenance costs over a ten year period.

To date, this legislation has permitted over 700 district projects, resulting in a total investment exceeding \$673,921,413 with continuing annual savings to Ohio's School districts of \$63,416,397.

Energy Conservation Measures

Hundreds of opportunities exist in Ohio Schools to improve energy. A lengthy list of Energy Conservation Measures (ECM's) can be found on the School Facilities Commission's web site at www.osfc.state.oh.us.htm. Payback periods (implementation cost divided by annual savings) vary from 3 to 4 years for upgrading a school lighting system to a 100 years for replacing all the windows in a school. Typically districts combine several ECM's in a program that balances the payback period to approach the ten years allowed under the legislation.

Most of the programs submitted contain lighting upgrades. Fluorescent lighting has changed to become more efficient in the past few years reducing lamp wattage from 40 to 32 while increasing light output. Changing lamps along with converting to electronic ballasts pays for itself in 3 to 5 years in resultant energy savings.


Computerized Energy Management Systems, sometimes referred to as direct digital control systems, are much more efficient ways to manage all the energy consuming equipment found in today's schools. This allows for programmed management of run times and other system parameters which efficiency far exceeds that achieved with the older pneumatic control systems. Paybacks less than 10 years are readily achievable.

Envelope upgrades such as roof replacement and window replacements save less energy and hence take 60 to 100 years to pay back. It is usually necessary to combine some window upgrading with other higher payback ECMs in order to fall within the maximum payback period allowed under the program.

In order to extend the program opportunities to new school districts and to entice previous participants to institute even more energy conservation measures, the General Assembly in February of 1997, increased the allowable program period from 10 years to 15 years.

To date this legislation has permitted over 700 district projects resulting in a total investment exceeding \$673,921,413 with continuing annual savings to Ohio's School districts of \$63,416,397.

In order to extend the program opportunities to new school districts and to entice previous participants to institute even more energy conservation measures, the General Assembly in February of 1997, increased the allowable program period from 10 years to 15 years.



**Margaret Spellacy Middle School
Installation of New Skylight,
Cleveland City Schools**

ADA Accessibility Projects

House Bill 215 provided \$5 million to be awarded in \$100,000 grants for Disability Access projects to Public School Districts. The responsibility for reviewing and awarding these grants were initially given to the Department of Education. An Inter-Agency Agreement transferred the responsibility for the ADA grants to the Ohio School Facilities Commission on December 31, 1997.

School Districts were required to meet minimum requirements in order to qualify for a grant. The minimum requirements which a School District had to meet were:

- Have an assessed valuation per pupil less than \$ 200,000.
- Not be one of the state's 21 urban school districts.
- Pay a percent of the project equal to the percentile in which the district is ranked.

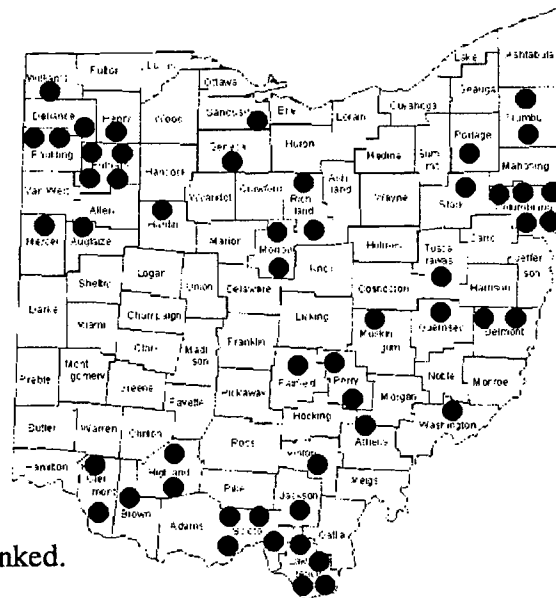
There were a total of 210 applications submitted by the February 6, 1998 deadline. The total amount of funding requested of the Ohio School Facilities Commission was \$14,740,000. The 53 lowest equity districts' applications are currently being funded.

The majority of projects fell into the following categories:

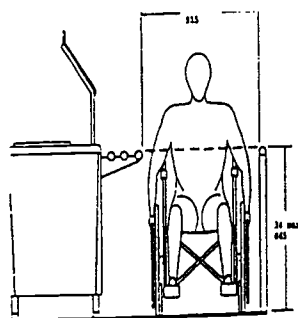
1. Elevators and Lifts
2. Restroom Renovations
3. Walkways
4. Fire Alarms
5. Door Hardware

The Ohio School Facilities Commission began releasing funds for these projects in June 1998.

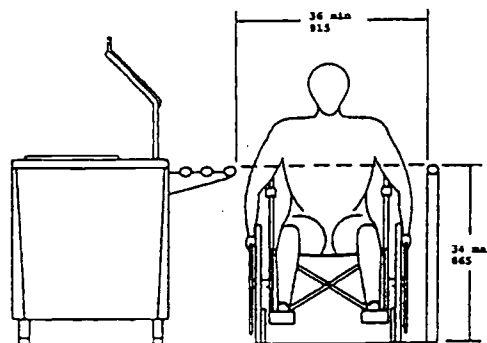
Other ADA related projects include the Emergency Repair Program which had 24 of the 100 lowest equity districts approved for ADA Related funding and the Classroom Facilities Assistance Program which had the first 47 Districts have ADA Accessibility as part of their construction projects.



53 ADA funded school districts



Elevator Car Dimensions



Food Service Lines



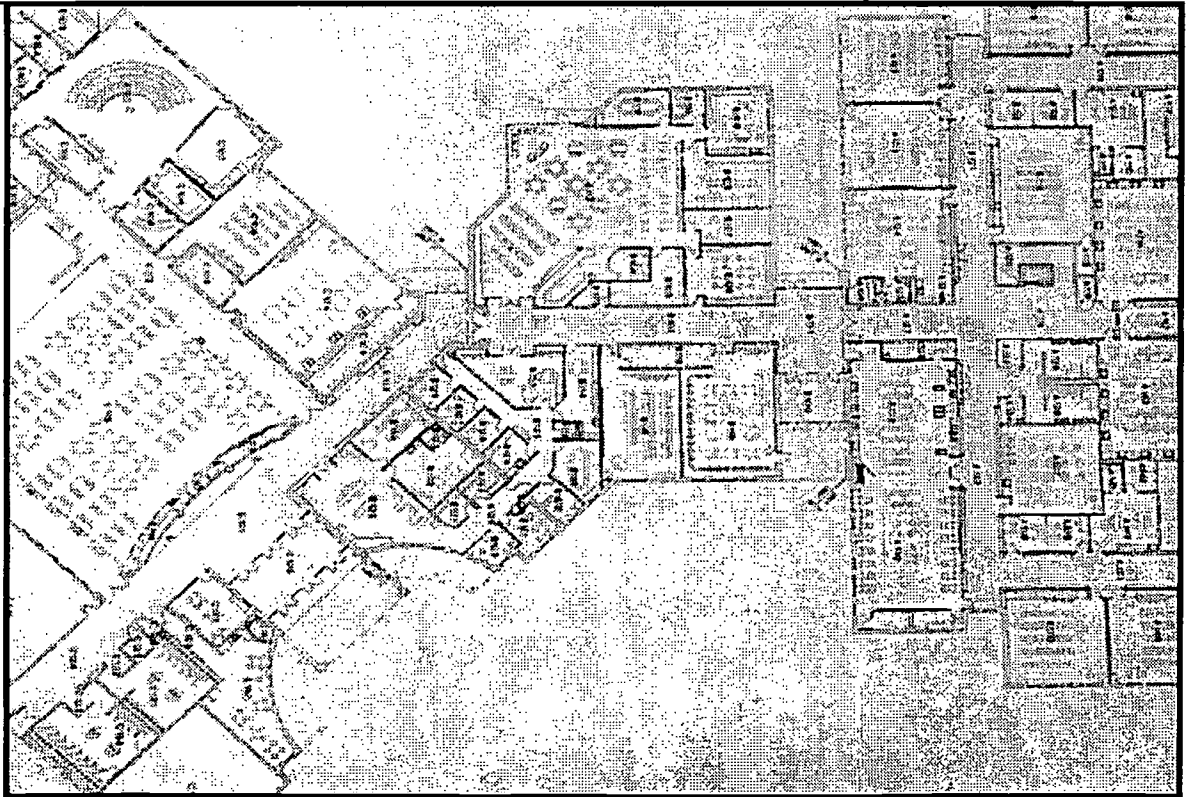
ADA Program Approved Applications

Rank	School District	County	Disabled Served	Total Estimate of Project	Required Percentage	Required Funding	Required Percentage	OSFC Grant Award
3	Trimble Local SD	Athens	1	\$100,000.00	1%	\$1,000.00	99%	\$99,000.00
4	Dawson-Bryant Local SD	Lawrence	101	\$101,000.00	1%	\$1,010.00	99%	\$99,990.00
5	Northwest Local SD	Scioto	5	\$149,960.00	1%	\$1,499.60	99%	\$100,000.00
6	Symmes Valley Local SD	Lawrence	1	\$72,500.00	1%	\$725.00	99%	\$71,775.00
9	Washington-Nile Local SD	Scioto	7	\$119,610.00	2%	\$2,392.20	98%	\$100,000.00
11	Bloom-Vernon Local SD	Scioto	8	\$100,000.00	2%	\$2,000.00	98%	\$98,000.00
13	Felicity-Franklin Local SD	Clermont	1	\$101,565.00	3%	\$3,046.95	97%	\$98,518.05
14	Valley Local SD	Scioto	8	\$105,160.00	3%	\$3,154.80	97%	\$100,000.00
18	Continental Local SD	Putnam	5	\$103,090.00	3%	\$3,092.70	97%	\$99,997.30
19	Crooksville Ex Vill SD	Perry	13	\$40,325.00	4%	\$1,613.00	96%	\$38,712.00
20	Lynchburg-Clay Local SD	Highland	7	\$59,153.00	4%	\$2,366.12	96%	\$56,786.88
23	Frontier Local SD	Washington	3	\$100,000.00	4%	\$4,000.00	96%	\$96,000.00
25	Greenfield Ex Vill SD	Highland	5	\$105,250.00	5%	\$5,262.50	95%	\$99,987.50
26	East Liverpool City SD	Columbiana	65	\$117,000.00	5%	\$5,850.00	95%	\$100,000.00
31	Plymouth Local SD	Richland	8	\$140,000.00	6%	\$8,400.00	94%	\$100,000.00
35	Barnesville Ex Vill SD	Belmont	21	\$100,000.00	6%	\$6,000.00	94%	\$94,000.00
36	Maplewood Local SD	Trumbull	4	\$150,000.00	6%	\$9,000.00	94%	\$100,000.00
37	Highland Local SD	Morrow	8	\$118,000.00	7%	\$8,260.00	93%	\$100,000.00
39	New Lexington City SD	Perry	7	\$100,000.00	7%	\$7,000.00	93%	\$93,000.00
40	New Riegel Local SD	Seneca	9	\$100,000.00	7%	\$7,000.00	93%	\$93,000.00
45	Chesapeake Union Ex Vill SD	Lawrence	17	\$98,000.00	8%	\$7,840.00	92%	\$90,160.00
46	Cardington-Lincoln Local SD	Morrow	4	\$38,727.00	8%	\$3,098.16	92%	\$35,628.84
51	Bellaire City SD	Belmont	4	\$100,000.00	9%	\$9,000.00	91%	\$91,000.00
52	Crestview Local SD	Richland	6	\$93,500.00	9%	\$8,415.00	91%	\$85,085.00
53	Newcomerstown Ex Vill SD	Tuscarawas	5	\$120,000.00	9%	\$10,800.00	91%	\$100,000.00
57	Southern Local SD	Columbiana	4	\$95,076.00	10%	\$9,507.60	90%	\$85,568.40
59	Wellston City SD	Jackson	297	\$111,000.00	10%	\$11,100.00	90%	\$99,900.00
61	Jennings Local SD	Putnam	2	\$111,000.00	11%	\$12,210.00	89%	\$98,790.00
65	United Local SD	Columbiana	20	\$90,465.00	11%	\$9,951.15	89%	\$80,513.85
67	East Guernsey Local SD	Guernsey	5	\$101,420.00	12%	\$12,170.40	88%	\$89,249.60
69	Southeast Local SD	Portage	3	\$130,000.00	12%	\$15,600.00	88%	\$100,000.00
70	Marion Local SD	Mercer	12	\$20,000.00	12%	\$2,400.00	88%	\$17,600.00
73	Upper Scioto Valley Local SD	Hardin	2	\$100,000.00	13%	\$13,000.00	87%	\$87,000.00
74	Gibsonburg Ex Vill SD	Sandusky	7	\$80,000.00	13%	\$10,400.00	87%	\$69,600.00
76	Bethel-Tate Local SD	Clermont	1	\$100,000.00	13%	\$13,000.00	87%	\$87,000.00
78	Fayetteville-Perry Local SD	Brown	19	\$100,000.00	13%	\$13,000.00	87%	\$87,000.00
79	East Palestine City SD	Columbiana	10	\$100,000.00	14%	\$14,000.00	86%	\$86,000.00
80	Antwerp Local SD	Paulding	1	\$86,500.00	14%	\$12,110.00	86%	\$74,390.00
82	Holgate Local SD	Henry	3	\$107,810.00	14%	\$15,093.40	86%	\$92,716.60
83	Vinton County Local SD	Vinton	6	\$81,200.00	14%	\$11,368.00	86%	\$69,832.00
85	St Henry Consolidated Local SD	Mercer	13	\$120,000.00	15%	\$18,000.00	85%	\$100,000.00
87	South Point Local SD	Lawrence	13	\$110,000.00	15%	\$16,500.00	85%	\$93,500.00
88	Miller City-New Cleveland Local	Putnam	7	\$129,800.00	15%	\$19,470.00	85%	\$100,000.00

Rank	School District	County	Disabled Served	Total Estimate of Project	Required Percentage	Required Funding	Required Percentage	OSFC Grant Award
90	Ottoville Local SD	Putnam	3	\$21,191.00	15%	\$3,178.65	85%	\$18,012.35
91	Amanda-Clearcreek Local SD	Fairfield	0	\$119,000.00	16%	\$19,040.00	84%	\$99,960.00
92	East Muskingum Local SD	Muskingum	2	\$112,600.00	16%	\$18,016.00	84%	\$94,584.00
93	Lisbon Ex Vill SD	Columbiana	152	\$119,000.00	16%	\$19,040.00	84%	\$99,960.00
98	Bristol Local SD	Trumbull	4	\$295,000.00	17%	\$50,150.00	83%	\$100,000.00
99	Waynesfield-Goshen Local SD	Auglaize	4	\$115,500.00	17%	\$19,635.00	83%	\$95,865.00
101	Wayne Trace Local SD	Paulding	4	\$100,000.00	17%	\$17,000.00	83%	\$83,000.00
103	Alliance City SD	Stark	50	\$125,000.00	18%	\$22,500.00	82%	\$100,000.00
106	Edon-Northwest Local SD	Williams	4	\$100,000.00	18%	\$18,000.00	82%	\$82,000.00
107	Central Local SD	Defiance	2	\$120,000.00	18%	\$21,600.00	82%	\$98,400.00

Summary-ADA Funding

FUNDING AVAILABLE (Transferred from H.B. 215 to H.B. 650)	\$5,000,000.00
OSFC GRANT COSTS	\$4,631,082.37
CONTINGENCY	\$368,917.63
SCHOOL DISTRICT COSTS (REQUIRED % + ADDITIONAL)	\$903,319.63
TOTAL ESTIMATE OF CONSTRUCTION COSTS	\$5,534,402.00



**Ohio
School
Facilities
Commission**

Floor Plan

Financial Summary

Bill #	Appropriation	Program	Status	Contingency
S.B. 102	\$150,000,000.00	Classroom Assistance	Committed to new projects	
8/26/97	Bond Financed	(2 pending)		
S.B. 102	\$100,000,000.00	Big Eight	Committed to Big 8 - 45MM bonds sold	
	Bond Financed			
S.B. 102	\$50,000,000.00	Emergency Repair	Committed to Emergency Repair - 40 MM bonds sold	\$6,093,037.00
	Bond Financed			
H.B. 748	\$100,000,000.00	Classroom Assistance	Committed to new projects	
9/19/96	Bond Financed			
H.B. 748	\$20,000,000.00	Classroom Assistance	Committed to "old" 1990 projects	\$13,450,500.00
	Cash Appropriation			
H.B. 215	\$50,000,000.00	Emergency Repair	Committed to Emergency Repair	
6/30/97	Cash Appropriation			
H.B. 215	\$200,000,000.00	Classroom Assistance	Committed to new projects	\$11,212,518.00
	Cash Appropriation			
H.B. 215	\$5,000,000.00	Disability Access	Committed to Disability Access	\$368,917.00
	Revenue Transfer			
H.B. 650	\$30,000,000.00	Emergency Repair	Committed to Emergency Repair	
7/1/98	Cash Appropriation			
H.B. 650	\$140,000,000.00	Classroom Assistance	Committed to new projects	
	Cash Appropriation			
H.B. 770	\$11,474,634.00	Classroom Assistance	Reserved for contingency - '98 projects	\$11,474,634.00
6/17/98	Cash Appropriation			
TOTAL		\$856,474,634.00		\$29,149,106.00
		\$215,600,000.00	H.B. 298, 152, 117 & 790	
		\$1,072,074,634.00	Appropriated since 1992	

*Inclusive of all appropriations

TOTAL APPROPRIATIONS BY PROGRAM	
Classroom Assistance	\$621,474,634.00
Building Assistance	\$215,600,000.00
Big Eight	\$100,000,000.00
Emergency Repair	\$130,000,000.00
Disability Access	\$5,000,000.00

Disbursement Report

FY 98 SPENDING CAPITAL SPENDING REPORT


FUND	DISBURSED	ENCUMBERED
21	\$59,972,117.00	\$215,281,364.00
32	\$60,640,726.00	\$304,122,370.00
TOTAL	\$120,612,843.00	\$519,403,734.00

As of June 30, 1998

BEST COPY AVAILABLE



Hard Work



The Result of Hard Work



Northwest Elementary School, Scioto County





**Ohio
School
Facilities
Commission**



U.S. Department of Education
Office of Educational Research and Improvement (OERI)
National Library of Education (NLE)
Educational Resources Information Center (ERIC)



REPRODUCTION RELEASE

(Specific Document)

I. DOCUMENT IDENTIFICATION:

Title: Ohio School Facilities Commission 1998 Annual Report	
Author(s): Drabnik, Sandra, et al Randall A. Fischer	
Corporate Source: Ohio School Facilities Commission	Publication Date: 1999

II. REPRODUCTION RELEASE:

In order to disseminate as widely as possible timely and significant materials of interest to the educational community, documents announced in the monthly abstract journal of the ERIC system, *Resources in Education (RIE)*, are usually made available to users in microfiche, reproduced paper copy, and electronic media, and sold through the ERIC Document Reproduction Service (EDRS). Credit is given to the source of each document, and, if reproduction release is granted, one of the following notices is affixed to the document.

If permission is granted to reproduce and disseminate the identified document, please CHECK ONE of the following three options and sign at the bottom of the page.

The sample sticker shown below will be affixed to all Level 1 documents

The sample sticker shown below will be affixed to all Level 2A documents

The sample sticker shown below will be affixed to all Level 2B documents

PERMISSION TO REPRODUCE AND DISSEMINATE THIS MATERIAL HAS BEEN GRANTED BY

_____ Sample _____

TO THE EDUCATIONAL RESOURCES INFORMATION CENTER (ERIC)

1

PERMISSION TO REPRODUCE AND DISSEMINATE THIS MATERIAL IN MICROFICHE, AND IN ELECTRONIC MEDIA FOR ERIC COLLECTION SUBSCRIBERS ONLY, HAS BEEN GRANTED BY

_____ Sample _____

TO THE EDUCATIONAL RESOURCES INFORMATION CENTER (ERIC)

2A

PERMISSION TO REPRODUCE AND DISSEMINATE THIS MATERIAL IN MICROFICHE ONLY HAS BEEN GRANTED BY

_____ Sample _____

TO THE EDUCATIONAL RESOURCES INFORMATION CENTER (ERIC)

2B

Level 1

↑

Level 2A

↑

Level 2B

↑

Check here for Level 1 release, permitting reproduction and dissemination in microfiche or other ERIC archival media (e.g., electronic) and paper copy.

Check here for Level 2A release, permitting reproduction and dissemination in microfiche and in electronic media for ERIC archival collection subscribers only

Check here for Level 2B release, permitting reproduction and dissemination in microfiche only

Documents will be processed as indicated provided reproduction quality permits.
If permission to reproduce is granted, but no box is checked, documents will be processed at Level 1.

I hereby grant to the Educational Resources Information Center (ERIC) nonexclusive permission to reproduce and disseminate this document as indicated above. Reproduction from the ERIC microfiche or electronic media by persons other than ERIC employees and its system contractors requires permission from the copyright holder. Exception is made for non-profit reproduction by libraries and other service agencies to satisfy information needs of educators in response to discrete inquiries.

Sign here, →

Signature: Randall A. Fischer	Printed Name/Position/Title: Randall A. Fischer, Ex. Director
Organization/Address: Ohio School Facilities Commission 88 East Broad Street #1400 Col, Oh. 43215	Telephone: 614 466-6890 FAX: 614 466 7749
E-Mail Address:	Date: 12/20/99



(over)

III. DOCUMENT AVAILABILITY INFORMATION (FROM NON-ERIC SOURCE):

If permission to reproduce is not granted to ERIC, or, if you wish ERIC to cite the availability of the document from another source, provide the following information regarding the availability of the document. (ERIC will not announce a document unless it is publicly available, and a dependable source can be specified. Contributors should also be aware that ERIC selection criteria are significantly more stringent for documents that cannot be made available through EDRS.)

Publisher/Distributor:

Address:

Price:

IV. REFERRAL OF ERIC TO COPYRIGHT/REPRODUCTION RIGHTS HOLDER:

If the right to grant this reproduction release is held by someone other than the addressee, please provide the appropriate name and address:

Name:

Address:

V. WHERE TO SEND THIS FORM:

Send this form to the following ERIC Clearinghouse:

However, if solicited by the ERIC Facility, or if making an unsolicited contribution to ERIC, return this form (and the document contributed) to:

ERIC Processing and Reference Facility

1100 West Street, 2nd Floor
Laurel, Maryland 20707-3598

Telephone: 301-497-4080

Toll Free: 800-799-3742

FAX: 301-953-0263

e-mail: ericfac@inet.ed.gov

WWW: <http://ericfac.piccard.csc.com>

EFF-088 (Rev. 9/97)