

DOCUMENT RESUME

ED 436 563

TM 030 425

TITLE Florida Writing Assessment Program. State, District, and School Report of Statewide District Assessment Results, Spring 1998. Writing Assessment for Grade 10. Statistical Report.

INSTITUTION Florida State Dept. of Education, Tallahassee. Assessment, Testing, and Evaluation Section.

PUB DATE 1998-00-00

NOTE 298p.; For related documents, see TM 030 422-424.

PUB TYPE Numerical/Quantitative Data (110) -- Reports - Descriptive (141)

EDRS PRICE MF01/PC12 Plus Postage.

DESCRIPTORS Educational Trends; *Grade 10; *High School Students; High Schools; *School Districts; Schools; Scoring; State Programs; Tables (Data); *Test Results; Testing Programs; *Writing Achievement; *Writing Tests

IDENTIFIERS *Florida Statewide Assessment Program

ABSTRACT

The Florida Writing Assessment was implemented in grades 4, 8, and 10 in 1998 as required by the Florida legislature. The assessment is designed to measure students' proficiency in writing responses to assigned topics within a designated testing period. This report contains writing assessment results for the whole state, school districts, and individual schools for 117,364 10th graders taking the standard curriculum. The program results provide a comparative measure of student performance for schools and districts for each annual administration, as well as a basis for identifying trends in writing over a period of several years. It does not provide an exact index of changes in performance from year to year. (SLD)

ENTIRE DOCUMENT:
POOR PRINT QUALITY

Florida Writing
Assessment Program
State, District, and School Report
of Statewide Assessment Results
Spring 1998

TM030425

BEST COPY AVAILABLE

U.S. DEPARTMENT OF EDUCATION
Office of Educational Research and Improvement
EDUCATIONAL RESOURCES INFORMATION
CENTER (ERIC)
 This document has been reproduced as
received from the person or organization
originating it.
 Minor changes have been made to
improve reproduction quality.
• Points of view or opinions stated in this
document do not necessarily represent
official OERI position or policy.

PERMISSION TO REPRODUCE AND
DISSEMINATE THIS MATERIAL HAS
BEEN GRANTED BY
G. Dukes
TO THE EDUCATIONAL RESOURCES
INFORMATION CENTER (ERIC)

Writing
Assessment for
Grade 10
Statistical Report
Department of Education
Division of Public Schools

**State, District, and School Report
of Statewide
Assessment Results**

**Spring 1998
Writing Assessment
Grade 10**

Statistical Report

Division of Public Schools

Copyright Statement for this Assessment and Evaluation Services Publication

Authorization for reproduction of this document is hereby granted to persons acting in an official capacity within the State System of Public Education as defined in Section 228.041(1), Florida Statutes. The copyright notice at the bottom of this page must be included in all copies.

Permission is **NOT** granted for distribution or reproduction outside the State System of Public Education or for commercial distribution of the copyrighted materials without written authorization from the Department of Education. Questions regarding use of these copyrighted materials are to be addressed to

Assessment and Evaluation Services
Florida Department of Education
Turlington Building, Room 414
325 West Gaines Street
Tallahassee, Florida 32399-0400

Copyright 1998
State of Florida
Department of State

Trace

The Florida Department of Education is responsible for assessing the writing of Florida's students and communicating the results to the citizens of Florida. In spring 1998, fourth, eighth, and tenth grade students were administered the Florida Writing Assessment. This document, the *State, District, and School Report of Statewide Assessment Results, Spring 1998 Writing Assessment, Grade 10*, reports the students' writing proficiency as measured by the statewide writing test.

This report was prepared by the staff of the Assessment and Evaluation Services Section, Division of Public Schools, Florida Department of Education. Questions relating to this publication or the Florida Writing Assessment Program in general may be directed to the staff by writing or calling

Assessment and Evaluation Services
Florida Department of Education
Turlington Building, Room 414
325 West Gaines Street
Tallahassee, Florida 32399-0400
850/488-8198
Suncom 278-8198

Copyright
State of Florida
Department of State
1998

BEST COPY AVAILABLE

TABLE OF CONTENTS

	<u>PAGE</u>
INTRODUCTION	1
THE FLORIDA WRITING ASSESSMENT PROGRAM	1
POPULATION TESTED	2
TYPES OF WRITING PROMPTS	2
USE OF RESULTS	3
REPORT FORMAT	6
STATE REPORT OF STATE MEANS AND SCORE POINT DISTRIBUTIONS — GRADE 10	9
REPORT FORMAT	12
STATE REPORT OF DISTRICT MEANS AND SCORE POINT DISTRIBUTIONS — GRADE 10	15
DISTRICT REPORT OF SCHOOL MEANS AND SCORE POINT DISTRIBUTIONS — GRADE 10	27

THE FLORIDA WRITING ASSESSMENT PROGRAM

INTRODUCTION

The Florida Writing Assessment was implemented in grades 4, 8, and 10 as required by a law passed by the 1990 legislature. The assessment is designed to measure students' proficiency in writing responses to assigned topics within a designated testing period. The assessment of writing proficiency, by its nature, incorporates the assessment of higher order skills because students are required to generate and develop the ideas that form the basis for their written responses.

The Assessment and Evaluation Services Section of the Department of Education, which administers the Florida Writing Assessment Program, is also responsible for reporting information about student writing proficiency to students, parents, educators, legislators, and citizens. Students and their parents or guardians receive individual student reports, and teachers and administrators receive school and district reports.

This document, the *State, District, and School Report of Statewide Assessment Results, Spring 1998 Writing Assessment, Grade 10*, may be used to inform district- and state-level administrators, legislators, and the general public about the writing assessment results.

THE FLORIDA WRITING ASSESSMENT PROGRAM

The Florida Writing Assessment Program requires students to produce a piece of writing within established guidelines and specific parameters.

Each student receives a writing folder containing one writing prompt (topic) with two lined pages for the written response. Students are given 45 minutes to read the prompts independently, plan their responses, and write their responses in the folders. A separate sheet is provided for planning or prewriting activities (e.g., outlining, clustering, mapping, and jotting down ideas).

The student responses are scored by trained readers using the holistic method to evaluate a piece of writing for its overall quality. The readers consider four elements: focus, organization, support, and conventions. In this type of scoring, readers make a judgment about the entire response and do not focus on any one aspect of writing.

Focus refers to how clearly the paper presents and maintains a main idea, theme, or unifying point. Papers representing the higher end of the point scale demonstrate a consistent awareness of the topic and do not contain extraneous information.

Organization refers to the structure or plan of development (beginning, middle, and end) and whether the points logically relate to one another. Organization also refers to (1) the use of transitional devices to relate the supporting ideas to the main idea, theme, or unifying point and (2) the

evidence of a connection between sentences. Papers representing the higher end of the point scale use transitions to signal the plan of development or text structure and end with summary or concluding statements.

Support refers to the quality of details used to explain, clarify, or define. The quality of support depends on word choice, specificity, depth, and thoroughness. Papers representing the higher end of the point scale provide examples and illustrations in which the relationship between the supporting ideas and the topic is clear.

Conventions refers to punctuation, capitalization, spelling, and variation in sentence structure. The conventions are basic writing skills included in Florida's Sunshine State Standards. Papers representing the higher end of the point scale follow, with few exceptions, the conventions of punctuation, capitalization, and spelling, and use a variety of sentence structures to present ideas.

POPULATION TESTED

The Florida Writing Assessment is administered each year to all fourth, eighth, and tenth grade students enrolled in Florida's 67 counties and the university laboratory schools. In the Florida Writing Assessment and other state-administered tests, student results are reported in three curriculum groups for each grade level. This report presents the test results for 117,364 standard curriculum tenth grade students. Results are reported separately for students who have participated in the Limited English Proficiency Program for two years or less and for students who are classified in Exceptional Student Education programs other than gifted, speech impaired, language impaired, or hospital/homebound programs.

TYPES OF WRITING PROMPTS

The 1998 assessment tested student achievement in two different types of writing at each grade level: narrative and expository in grade 4 and persuasive and expository in grades 8 and 10. These are defined as follows: (1) expository writing gives information, explains why or how, clarifies a process, or defines a concept; (2) narrative writing recounts a personal or fictional experience or tells a story based on a real or imagined event; and (3) persuasive writing convinces the reader that a point of view is valid or that the reader should take a specific action.

Prompts are written to elicit writing for specific purposes. For instance, expository prompts may ask students to explain why or how, narrative prompts may direct students to recount or tell, and persuasive prompts may require students to convince or persuade.

Florida Writing Assessment prompts are carefully selected to ensure that the subject matter will be interesting and appropriate for the students. In addition, these prompts are reviewed for any bias relating to gender, religion, race, or ethnic background.

Prompts have two basic components: the writing situation and the directions for writing. The writing situation orients students to the subject on which they are to write. The directions-for-writing component sets the parameters for writing and, in the case of persuasive prompts, identifies the audience to whom the writing is directed.

**Example of an
Expository Prompt**

Writing Situation:
Everyone has jobs or chores.

Directions for Writing:
*Think about why you do one of
your jobs or chores.*

Now explain why you do one of your jobs or chores.

USE OF RESULTS

The Florida Writing Assessment Program results contained in this report represent a state-level assessment of writing achievement at a single point in time based on criteria developed by Florida educators. These results provide a comparative measure of student performance for schools and districts for each annual administration.


Interpretations of the Florida Writing Assessment Program achievement results are subject to several limitations. Writing achievement is limited by definition to the writing task completed during the assessment: during a 45-minute time period, students write in response to an assigned topic for the purposes of writing specified by the program, without access to dictionaries or other reference materials. Because only one example of writing is collected from each student under these conditions, scores for individual students are not reliable measures of a student's general writing achievement. Scores from the Florida Writing Assessment Program must be considered in relation to how well each student writes when given a variety of classroom writing assignments.

The Florida Writing Assessment Program results will provide a basis for identifying trends in writing over a period of several years, but do not provide an exact index of changes in performance from year to year. The writing assessment employs one topic for each type of writing at each grade level. Because a topic given in any one year, by its nature, may be somewhat easier or harder for students to respond to than the topic given the previous year, differences seen in results from one year to the next may be due to

differences in the difficulty of the topics as well as to actual changes in student achievement. Performance tests (e.g., the Florida Writing Assessment) that rely on the use of one topic do not lend themselves to statistical methods, which can control for differences in test difficulty.

Taking into account these limitations, the results presented in this report can assist in the identification of strengths and weaknesses in writing instruction programs. Teachers and administrators may find it useful to examine the number of students scoring at different levels and the differences in student scores for each type of writing. The scores for students in a classroom or school can be interpreted in reference to sample student papers provided in the *Florida Writes!* publications for each grade level assessed and to other materials available from the Department. Student writing performance can be further evaluated through carefully designed classroom or schoolwide writing assignments.

The Florida Writing Assessment Program results do not represent a comprehensive evaluation of writing instruction programs; consequently, the Florida Writing Assessment Program does not measure all important aspects of writing. For example, student achievement in writing an extended manuscript or a report involving detailed information is currently not measured by the Florida Writing Assessment Program. A comprehensive evaluation of student writing would take into consideration writing for a number of purposes under different conditions and would utilize information from a number of sources, such as student portfolios, teacher observations, and interviews with students.



1998 FLORIDA WRITING ASSESSMENT A → GRADE 10 ← B STATE RESULTS ← STANDARD CURRICULUM STUDENTS

No. of Participating Schools in the State: 526 ← C

Description of Writing Scores

For this assessment, students are given 45 minutes to read their assigned topic, plan what to write, and then write their responses.

- 6.0: The writing focuses on the topic, is logically organized, and includes substantial development of supporting ideas or examples. It demonstrates a mature command of language with freshness of expression. Sentences vary in structure. There are few, if any, usage, punctuation, or spelling errors.
- 5.5: The writing was given a 5 by one reader and a 6 by the other reader.
- 5.0: The writing focuses on the topic, is logically organized, and includes ample development of supporting ideas or examples. It demonstrates a mature command of language. Sentences vary in structure. Usage, punctuation, and spelling are generally correct.
- 4.5: The writing was given a 4 by one reader and a 5 by the other reader.
- 4.0: The writing focuses on the topic, though it may contain loosely related information. An organizational pattern is apparent. Some of the supporting ideas contain specifics and details, but others do not. Word choice is adequate. Sentences vary in structure. Usage, punctuation, and spelling are generally correct.
- 3.5: The writing was given a 3 by one reader and a 4 by the other reader.
- 3.0: The writing generally focuses on the topic, though it may contain loosely related information. An organizational pattern is demonstrated. Development of the supporting ideas may be uneven. Word choice is adequate. There is some variation in sentence structure. Usage, punctuation, and spelling are generally correct.
- 2.5: The writing was given a 2 by one reader and a 3 by the other reader.
- 2.0: The writing addresses the topic, though it may lose focus by including extraneous information. An organizational pattern is demonstrated. Development of the supporting ideas may be nonspecific. Word choice may be limited. Frequent errors may occur in sentence construction, usage, punctuation, and spelling.
- 1.5: The writing was given a 1 by one reader and a 2 by the other reader.
- 1.0: The writing addresses the topic, though it may lose focus by including extraneous and loosely related ideas. The organizational pattern is weak. Ideas are presented through lists and limited or inappropriate word choice. Frequent errors may occur in sentence construction, usage, punctuation, and spelling.

Number and Percentage of Students Receiving Each Score*

Score	Writing to Explain ← D		Writing to Convince	
	Number	Percent	Number	Percent
6.0	577	1%	340	1%
5.5	1,281	2%	828	1%
5.0	3,502	6%	2,788	5%
4.5	6,471	11%	4,934	8%
4.0	16,770	29%	18,541	32%
3.5	11,229	19%	9,669	16%
3.0	11,139	19%	12,174	21%
2.5	3,583	6%	3,971	7%
2.0	2,366	4%	3,487	6%
1.5	844	1%	808	1%
1.0	696	1%	844	1%
	44	<0.5%	61	<0.5%
	164	<0.5%	253	<0.5%

Number Tested on Each Type of Writing: 58,666 ← G	Number Tested on Each Type of Writing: 58,698
Average Score for Each Type of Writing: 3.6 ← H	Average Score for Each Type of Writing: 3.5 ← I
Number Tested on Both Types of Writing: 117,364 ← J	
Average Score for Both Types of Writing: 3.6	

RUN DATE: 04/29/98

BEST COPY AVAILABLE

* Percentages are rounded to the nearest whole number. If the percentage is less than 0.5%, it is written as <0.5%.

REPORT FORMAT

The report on the opposite page gives the Florida Writing Assessment Program's results. The key for this report is shown below.

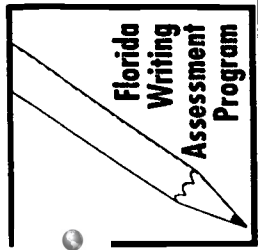
Key to Reading the Florida Writing Assessment Reports

- A = Grade level (4, 8, or 10)
- B = Level of report (state)
- C = Number of participating schools in the state
- D = Types of writing tested
- E = Number of students receiving each score point for each type of writing
- F = Percentage of students receiving each score point for each type of writing
- G = Number of students tested on each type or writing
- H = Average score for each type of writing
- I = Total number of students tested
- J = Average score for both types of writing combined

**State Report of
State Means and Score Point Distributions**

Grade 10

January 1998



1998 FLORIDA WRITING ASSESSMENT GRADE 10 STATE RESULTS STANDARD CURRICULUM STUDENTS

No. of Participating Schools in the State: 526

Description of Writing Scores

For this assessment, students are given 45 minutes to read their assigned topic, plan what to write, and then write their responses.

- 6.0:** The writing focuses on the topic, is logically organized, and includes substantial development of supporting ideas or examples. It demonstrates a mature command of language with freshness of expression. Sentences vary in structure. There are few, if any, usage, punctuation, or spelling errors.
- 5.5:** The writing was given a 5 by one reader and a 6 by the other reader.
- 5.0:** The writing focuses on the topic, is logically organized, and includes ample development of supporting ideas or examples. It demonstrates a mature command of language. Sentences vary in structure. Usage, punctuation, and spelling are generally correct.
- 4.5:** The writing was given a 4 by one reader and a 5 by the other reader.
- 4.0:** The writing focuses on the topic, though it may contain loosely related information. An organizational pattern is apparent. Some of the supporting ideas contain specifics and details, but others do not. Word choice is adequate. Sentences vary in structure. Usage, punctuation, and spelling are generally correct.
- 3.5:** The writing was given a 3 by one reader and a 4 by the other reader.
- 3.0:** The writing generally focuses on the topic, though it may contain loosely related information. An organizational pattern is demonstrated. Development of the supporting ideas may be uneven. Word choice is adequate. There is some variation in sentence structure. Usage, punctuation, and spelling are generally correct.
- 2.5:** The writing was given a 2 by one reader and a 3 by the other reader.
- 2.0:** The writing addresses the topic, though it may lose focus by including extraneous information. An organizational pattern is demonstrated. Development of the supporting ideas may be nonspecific. Word choice may be limited. Frequent errors may occur in sentence construction, usage, punctuation, and spelling.
- 1.5:** The writing was given a 1 by one reader and a 2 by the other reader.
- 1.0:** The writing addresses the topic, though it may lose focus by including extraneous and loosely related ideas. The organizational pattern is weak. Ideas are presented through lists and limited or inappropriate word choice. Frequent errors may occur in sentence construction, usage, punctuation, and spelling.

Response Not Related to the Assigned Topic:

No Response or Response Could Not Be Read:

Number and Percentage of Students Receiving Each Score*

Writing to Explain		Writing to Convince	
Number	Percent	Number	Percent
577	1%	340	1%
1,281	2%	828	1%
3,502	6%	2,788	5%
6,471	11%	4,934	8%
16,770	29%	18,541	32%
11,229	19%	9,669	16%
11,139	19%	12,174	21%
3,583	6%	3,971	7%
2,366	4%	3,487	6%
844	1%	808	1%
696	1%	844	1%
44	<0.5%	61	<0.5%
164	<0.5%	253	<0.5%

Number Tested on Each Type of Writing:	58,698
Average Score for Each Type of Writing:	3.5

Number Tested on Both Types of Writing:	117,364
Average Score for Both Types of Writing:	3.6

RUN DATE: 04/29/98

16

BEST COPY AVAILABLE

Number Tested on Both Types of Writing:

Average Score for Both Types of Writing:

117,364

3.6

Number Tested on Each Type of Writing:

Average Score for Each Type of Writing:

58,698

3.5

* Percentages are rounded to the nearest whole number. If the percentage is less than 0.5%, it is written as <0.5%.

1998 FLORIDA WRITING ASSESSMENT
A STATE REPORT OF DISTRICT MEANS AND SCORE POINT DISTRIBUTIONS
GRADE 10 ← B
STANDARD CURRICULUM STUDENTS

DISTRICT	Number of Students	Mean Score	PERCENT EARNING EACH SCORE POINT										PERCENT UNSCORABLE			
			1.0	1.5	2.0	2.5	3.0	3.5	4.0	4.5	5.0	5.5	6.0	OFF TOPIC	BLANK/ILLEGIBLE	TOTAL UNSCORABLE
01 ALACHUA COUNTY EXPOSITORY PERSUASIVE COMBINED	851 823 1,854	3.9 3.7 3.8	<0.5 1 1	1 1 1	2 5 7	4 7 7	18 19 19	17 17 17	28 29 29	13 9 9	8 7 7	3 2 2	0 0 0	<0.5 <0.5 <0.5	<0.5 <0.5 <0.5	0.1 <0.5 <0.5
02 BAKER COUNTY EXPOSITORY PERSUASIVE COMBINED	110 106 216	3.7 3.5 3.6	0 0 0	0 2 2	6 8 8	6 4 4	19 26 26	20 17 17	35 27 27	12 9 9	3 4 4	1 3 0	0 0 0	0 0 0	0 0 0	0 0 0
03 BAY COUNTY EXPOSITORY PERSUASIVE COMBINED	667 681 1,348	3.8 3.5 3.6	<0.5 <0.5 <0.5	1 2 2	6 6 6	7 7 7	28 21 21	16 16 16	25 31 31	9 8 8	4 6 6	1 2 0	0 0 0	<0.5 <0.5 <0.5	<0.5 <0.5 <0.5	0 0 0
04 BRADFORD COUNTY EXPOSITORY PERSUASIVE COMBINED	81 86 167	3.5 3.5 3.4	0 0 0	4 2 2	9 5 5	4 7 7	25 24 24	10 14 14	31 36 36	6 8 8	6 3 3	0 0 0	0 0 0	0 0 0	0 0 0	0 0 0
05 BREVARD COUNTY EXPOSITORY PERSUASIVE COMBINED	1,933 1,969 3,902	3.7 3.7 3.7	1 1 1	1 1 1	3 4 4	5 5 5	18 19 19	22 18 18	33 35 35	13 10 10	6 6 6	2 2 2	<0.5 <0.5 <0.5	<0.5 <0.5 <0.5	<0.5 <0.5 <0.5	0.1 <0.5 <0.5
06 BROWARD COUNTY EXPOSITORY PERSUASIVE COMBINED	5,699 5,619 11,318	3.8 3.4 3.6	2 2 2	2 2 2	6 7 7	7 7 7	21 22 22	19 18 18	20 30 30	9 8 8	6 4 4	2 1 1	<0.5 <0.5 <0.5	<0.5 <0.5 <0.5	<0.5 <0.5 <0.5	0 0 0
07 CALHOUN COUNTY EXPOSITORY PERSUASIVE COMBINED	65 55 110	3.0 3.5 3.6	0 0 0	0 2 2	2 7 7	6 11 11	15 15 15	22 13 13	29 47 47	20 2 2	6 4 4	0 0 0	0 0 0	0 0 0	0 0 0	0 0 0

BEST COPY AVAILABLE COPY AVAILABLE

REPORT FORMAT

The report on the opposite page gives the Florida Writing Assessment Program's results. The key for this report is shown below.

Key to Reading the Florida Writing Assessment Reports

- A = Level of report (state or district)
- B = Grade level (4, 8, or 10)
- C = Total number of students tested
- D = Types of writing tested
- E = Percentage of students receiving each score point for each type of writing
- F = Number of students tested on each type of writing
- G = Mean score for each type of writing
- H = Mean score for both types of writing combined

**State Report of
District Means and Score Point Distributions**

Grade 10

January 1998

**1998 FLORIDA WRITING ASSESSMENT
STATE REPORT OF DISTRICT MEANS AND SCORE POINT DISTRIBUTIONS
GRADE 10
STANDARD CURRICULUM STUDENTS**

DISTRICT	Number of Students	Mean Score	PERCENT EARNING EACH SCORE POINT										PERCENT UNSCORABLE			
			1.0	1.5	2.0	2.5	3.0	3.5	4.0	4.5	5.0	5.5	6.0	OFF TOPIC	BLANK/ILLEGIBLE	TOTAL UNSCORABLE
01 ALACHUA COUNTY EXPOSITORY PERSUASIVE COMBINED	831	3.9	<0.5%	1	2	4	18	17	28	13	8	3	0	<0.5%	<0.5%	<0.5%
	823	3.7	1	1	5	7	19	17	29	9	7	4	0	<0.5%	<0.5%	<0.5%
	1,654	3.8														
02 BAKER COUNTY EXPOSITORY PERSUASIVE COMBINED	110	3.7	0	0	5	5	19	20	35	12	3	1	0	0	0	0
	106	3.5	0	2	8	4	26	17	27	9	4	3	0	0	0	0
	216	3.6														
03 BAY COUNTY EXPOSITORY PERSUASIVE COMBINED	667	3.5	1	1	6	7	28	16	25	9	4	1	0	0	0	0
	681	3.5	<0.5%	2	6	7	21	16	31	8	6	2	<0.5%	<0.5%	<0.5%	<0.5%
	1,348	3.5														
04 BRADFORD COUNTY EXPOSITORY PERSUASIVE COMBINED	81	3.3	7	4	9	4	25	10	31	5	5	0	1	0	0	0
	86	3.5	0	2	5	7	24	14	36	8	3	0	0	0	0	0
	167	3.4														
05 BREVARD COUNTY EXPOSITORY PERSUASIVE COMBINED	1,933	3.7	1	1	3	5	15	22	33	13	5	2	1	<0.5%	<0.5%	<0.5%
	1,969	3.7	1	1	4	5	19	18	35	10	6	2	1	<0.5%	<0.5%	<0.5%
	3,902	3.7														
06 BROWARD COUNTY EXPOSITORY PERSUASIVE COMBINED	5,699	3.5	2	2	5	7	21	19	28	9	5	2	1	<0.5%	<0.5%	<0.5%
	5,619	3.4	2	2	7	7	22	18	30	8	4	1	<0.5%	<0.5%	1	
	11,318	3.5														
07 CALHOUN COUNTY EXPOSITORY PERSUASIVE COMBINED	55	3.8	0	0	2	5	15	22	29	20	5	0	0	0	0	0
	55	3.5	0	2	7	11	15	13	47	2	4	0	0	0	0	0
	110	3.6														

**1998 FLORIDA WRITING ASSESSMENT
STATE REPORT OF DISTRICT MEANS AND SCORE POINT DISTRIBUTIONS
GRADE 10
STANDARD CURRICULUM STUDENTS**

DISTRICT	Number of Students	Mean Score	PERCENT EARNING EACH SCORE POINT										PERCENT UNSCORABLE		
			1.0	1.5	2.0	2.5	3.0	3.5	4.0	4.5	5.0	5.5	6.0	OFF TOPIC	BLANK/ILLEGIBLE
08 CHARLOTTE COUNTY EXPOSITORY PERSUASIVE COMBINED	483 497 980	3.9 3.8 3.8	1 1 1	1 <0.5% 1	1 3 1	5 4 1	13 13 1	17 18 1	30 39 10	19 10 7	2 2 1	1 1 1	<0.5% <0.5% 0	<0.5% <0.5% 0	1 1 1
09 CITRUS COUNTY EXPOSITORY PERSUASIVE COMBINED	393 394 787	3.5 3.5 3.5	1 1 1	1 2 1	4 7 1	9 6 1	22 21 1	18 16 1	30 32 7	10 7 1	1 1 1	<0.5% 1 1	0 0 1	0 0 1	0 1 1
10 CLAY COUNTY EXPOSITORY PERSUASIVE COMBINED	777 767 1,544	3.8 3.7 3.7	1 1 1	1 1 1	2 4 1	3 6 1	17 19 1	15 15 1	38 32 7	12 12 7	2 3 1	1 1 1	<0.5% <0.5% 0	<0.5% <0.5% 0	<0.5% <0.5% 0
11 COLLIER COUNTY EXPOSITORY PERSUASIVE COMBINED	704 715 1,419	3.5 3.3 3.4	1 2 1	1 2 1	3 7 1	8 10 1	22 24 1	20 16 1	28 29 7	9 6 1	2 1 1	1 1 1	0 0 1	1 1 1	1 1 1
12 COLUMBIA COUNTY EXPOSITORY PERSUASIVE COMBINED	273 267 540	3.1 3.2 3.2	4 3 1	5 2 1	7 10 1	16 9 1	24 27 1	18 18 1	18 26 7	8 3 4	1 2 1	<0.5% <0.5% 0	0 <0.5% 0	<0.5% <0.5% 0	<0.5% 1 1
13 DADE COUNTY EXPOSITORY PERSUASIVE COMBINED	8,390 8,402 16,792	3.5 3.4 3.5	1 2 1	2 2 1	5 7 1	7 7 1	19 22 1	20 17 1	29 30 7	10 7 4	1 1 1	1 1 1	<0.5% <0.5% 0	<0.5% <0.5% 0	<0.5% 1 1
14 DESOTO COUNTY EXPOSITORY PERSUASIVE COMBINED	102 96 198	3.7 3.5 3.6	0 0 1	1 0 1	1 1 1	2 9 1	21 30 1	22 18 1	32 35 7	12 5 6	1 1 1	1 0 1	0 0 2	2 0 0	2 0 0

**1998 FLORIDA WRITING ASSESSMENT
STATE REPORT OF DISTRICT MEANS AND SCORE POINT DISTRIBUTIONS
GRADE 10
STANDARD CURRICULUM STUDENTS**

DISTRICT	Number of Students	Mean Score	PERCENT EARNING EACH SCORE POINT										PERCENT UNSCORABLE			
			1.0	1.5	2.0	2.5	3.0	3.5	4.0	4.5	5.0	5.5	6.0	OFF TOPIC	BLANK/ILLEGIBLE	TOTAL UNSCORABLE
15 DIXIE COUNTY EXPOSITORY PERSUASIVE COMBINED	53 56 109	3.0 2.9 2.9	8 4	2 2	13 20	8 9	32 36	13 11	23 20	2 0	0 0	0 0	0 0	0 0	0 0	0 0
16 DUVAL COUNTY EXPOSITORY PERSUASIVE COMBINED	2,564 2,566 5,130	3.7 3.5 3.6	1 1	1 1	3 5	6 6	17 24	21 17	29 31	11 8	6 5	3 2	1 1	<0.5% <0.5%	<0.5% <0.5%	<0.5% 1
17 ESCAMBIA COUNTY EXPOSITORY PERSUASIVE COMBINED	1,196 1,165 2,361	3.5 3.3 3.4	1 2	3 2	6 10	8 9	20 25	18 13	27 27	9 6	5 2	2 1	1 <0.5%	<0.5% <0.5%	1 1	<0.5% 1
18 FLAGLER COUNTY EXPOSITORY PERSUASIVE COMBINED	177 187 364	3.4 3.3 3.4	3 1	1 5	7 9	11 10	21 24	15 9	27 25	9 6	2 9	3 2	0 0	1 0	0 1	1 1
19 FRANKLIN COUNTY EXPOSITORY PERSUASIVE COMBINED	60 42 92	3.4 3.2 3.3	0 2	0 0	18 10	10 10	15 29	23 21	19 26	13 0	3 2	0 0	0 0	0 0	0 0	0 0
20 GADSDEN COUNTY EXPOSITORY PERSUASIVE COMBINED	246 257 503	3.1 3.0 3.1	<0.5% 2	3 4	12 16	10 9	35 32	17 18	17 19	9 1	1 0	0 0	0 0	0 0	0 0	0 0
21 GILCHRIST COUNTY EXPOSITORY PERSUASIVE COMBINED	89 89 178	3.7 3.5 3.6	0 0	0 0	4 3	1 9	22 31	19 13	42 35	1 6	10 2	0 0	0 0	0 0	0 0	0 0

**1998 FLORIDA WRITING ASSESSMENT
STATE REPORT OF DISTRICT MEANS AND SCORE POINT DISTRIBUTIONS
GRADE 10
STANDARD CURRICULUM STUDENTS**

DISTRICT	Number of Students	Mean Score	PERCENT EARNING EACH SCORE POINT											PERCENT UNSCORABLE		
			1.0	1.5	2.0	2.5	3.0	3.5	4.0	4.5	5.0	5.5	6.0	OFF TOPIC	BLANK/ILLEGIBLE	TOTAL UNSCORABLE
22 GLADES COUNTY EXPOSITORY PERSUASIVE COMBINED	27 27 54	3.6 3.4 3.6	0 0	0 0	4 0	4 4	11 26	19 33	44 26	19 4	0 4	0 0	0 0	0 0	0 4	0 4
23 GULF COUNTY EXPOSITORY PERSUASIVE COMBINED	63 67 130	3.2 3.1 3.1	0 0	2 3	11 15	13 18	21 24	29 15	22 24	3 1	0 0	0 0	0 0	0 0	0 0	
24 HAMILTON COUNTY EXPOSITORY PERSUASIVE COMBINED	57 59 116	3.2 3.2 3.2	0 2	2 2	2 10	23 10	26 32	18 14	28 29	0 2	2 0	0 0	0 0	0 0	0 0	
25 HARDEE COUNTY EXPOSITORY PERSUASIVE COMBINED	141 135 276	3.6 3.6 3.6	0 1	2 1	2 2	3 7	21 17	25 17	35 49	9 5	2 1	1 0	0 0	0 0	0 0	
26 HENDRY COUNTY EXPOSITORY PERSUASIVE COMBINED	171 177 348	3.4 3.4 3.4	2 2	0 1	6 5	5 7	26 25	16 18	33 37	6 4	4 1	1 0	0 0	1 1	1 1	
27 HERNANDO COUNTY EXPOSITORY PERSUASIVE COMBINED	421 422 843	3.5 3.4 3.4	<0.5% 1	1 2	6 7	7 8	24 25	27 17	24 30	7 8	4 3	1 <0.5%	0 0	0 0	0 0	
28 HIGHLANDS COUNTY EXPOSITORY PERSUASIVE COMBINED	263 264 527	3.6 3.4 3.5	2 1	1 1	6 9	4 9	19 23	22 18	30 32	10 6	3 2	2 <0.5%	0 0	0 0	0 0	



**1998 FLORIDA WRITING ASSESSMENT
STATE REPORT OF DISTRICT MEANS AND SCORE POINT DISTRIBUTIONS
GRADE 10
STANDARD CURRICULUM STUDENTS**

DISTRICT	Number of Students	Mean Score	PERCENT EARNING EACH SCORE POINT											PERCENT UNSCORABLE			
			1.0	1.5	2.0	2.5	3.0	3.5	4.0	4.5	5.0	5.5	6.0	OFF TOPIC	BLANK/ ILLEGIBLE	TOTAL UNSCORABLE	
29 HILLSBOROUGH COUNTY EXPOSITORY PERSUASIVE COMBINED	4,074 4,115 8,189	3.9 3.8 3.8	1 <0.5%	1 1	3 3	4 5	14 16	16 16	16 11	30 36	15 11	9 7	4 3	2 1	<0.5% <0.5%	<0.5% <0.5%	<0.5% <0.5%
30 HOLMES COUNTY EXPOSITORY PERSUASIVE COMBINED	93 103 196	3.5 3.5 3.5	1 2	2 3	3 4	6 6	27 23	18 19	10 9	25 31	10 9	8 1	1 1	0 1	0 0	1 0	1 0
31 INDIAN RIVER COUNTY EXPOSITORY PERSUASIVE COMBINED	407 404 811	3.6 3.6 3.6	1 1	2 2	4 5	6 7	19 20	18 18	14 9	29 31	14 9	4 7	3 <0.5%	1 <0.5%	0 0	<0.5% <0.5%	<0.5% <0.5%
32 JACKSON COUNTY EXPOSITORY PERSUASIVE COMBINED	231 243 474	3.6 3.5 3.5	<0.5% <0.5%	1 1	3 8	7 8	16 19	26 15	9 7	31 38	9 7	4 2	1 <0.5%	0 0	0 0	0 <0.5%	0 <0.5%
33 JEFFERSON COUNTY EXPOSITORY PERSUASIVE COMBINED	49 57 106	3.4 3.3 3.4	0 2	4 2	0 7	10 9	24 32	22 11	8 7	31 32	8 7	0 0	0 0	0 0	0 0	0 0	0 0
34 LAFAYETTE COUNTY EXPOSITORY PERSUASIVE COMBINED	32 36 68	3.4 3.6 3.5	0 0	0 3	0 3	6 6	31 22	41 8	0 11	19 44	0 11	3 3	0 0	0 0	0 0	0 0	0 0
35 LAKE COUNTY EXPOSITORY PERSUASIVE COMBINED	733 706 1,439	3.3 3.4 3.3	4 2	3 2	8 9	9 7	26 24	18 17	6 6	23 29	6 6	3 3	1 1	<0.5% <0.5%	0 <0.5%	0 <0.5%	0 <0.5%

**1998 FLORIDA WRITING ASSESSMENT
STATE REPORT OF DISTRICT MEANS AND SCORE POINT DISTRIBUTIONS
GRADE 10
STANDARD CURRICULUM STUDENTS**

DISTRICT	Number of Students	Mean Score	PERCENT EARNING EACH SCORE POINT										PERCENT UNSCORABLE		
			1.0	1.5	2.0	2.5	3.0	3.5	4.0	4.5	5.0	5.5	6.0	OFF TOPIC	BLANK/ILLEGIBLE
36 LEE COUNTY EXPOSITORY PERSUASIVE COMBINED	1,317 1,315 2,632	3.4 3.4 3.4	1 2 2	2 2 2	6 8 2	7 8 2	27 23 2	18 16 2	24 31 2	6 7 2	4 4 2	2 1 2	1 0.5% 0.5%	0 0.5% 0.5%	0 0.5% 0.5%
37 LEON COUNTY EXPOSITORY PERSUASIVE COMBINED	848 863 1,711	3.7 3.7 3.7	1 1 2	1 2 2	4 5 2	5 4 2	17 15 2	18 15 2	30 34 2	14 12 2	7 9 2	2 2 2	1 1 2	0 0.5% 0.5%	0 0.5% 0.5%
38 LEVY COUNTY EXPOSITORY PERSUASIVE COMBINED	160 176 336	3.5 3.4 3.4	1 2 2	3 2 2	1 6 2	6 3 2	28 26 2	19 18 2	30 33 2	8 7 2	3 2 2	1 0 0	0 0 0	1 1 2	1 1 2
39 LIBERTY COUNTY EXPOSITORY PERSUASIVE COMBINED	35 32 65	3.4 3.3 3.4	3 3 3	3 3 3	0 9 9	9 9 9	24 19 9	21 6 9	36 41 9	0 6 6	3 3 3	0 0 0	0 0 0	0 0 0	0 0 0
40 MADISON COUNTY EXPOSITORY PERSUASIVE COMBINED	79 82 161	3.1 2.9 3.0	1 4 4	5 4 4	14 15 2	13 20 2	27 23 2	15 15 2	18 20 2	4 1 2	3 0 0	0 0 0	0 0 0	0 0 0	0 0 0
41 MANATEE COUNTY EXPOSITORY PERSUASIVE COMBINED	843 847 1,690	3.6 3.3 3.5	1 1 2	1 1 2	5 10 11	5 11 11	18 20 2	20 18 2	32 28 2	11 7 2	5 3 2	1 0.5% 0.5%	0.5% 0.5% 0.5%	0.5% 0.5% 0.5%	
42 MARION COUNTY EXPOSITORY PERSUASIVE COMBINED	988 971 1,929	3.4 3.2 3.3	2 2 2	3 2 2	6 11 11	9 11 11	24 25 2	18 16 2	24 25 2	10 5 2	3 2 2	1 0.5% 0.5%	0.5% 0.5% 0.5%	0.5% 0.5% 0.5%	



**1998 FLORIDA WRITING ASSESSMENT
STATE REPORT OF DISTRICT MEANS AND SCORE POINT DISTRIBUTIONS
GRADE 10
STANDARD CURRICULUM STUDENTS**

DISTRICT	Number of Students	Mean Score	PERCENT EARNING EACH SCORE POINT										PERCENT UNSCORABLE			
			1.0	1.5	2.0	2.5	3.0	3.5	4.0	4.5	5.0	5.5	6.0	OFF TOPIC	BLANK/ ILLEGIBLE	TOTAL UNSCORABLE
43 MARTIN COUNTY EXPOSITORY PERSUASIVE COMBINED	392 399 791	3.7 3.6 3.6	2 2	1 1	4 6	5 9	15 21	19 14	29 30	12 9	8 7	3 3	2 1	0 0	<0.5% 0	<0.5% 0
44 MONROE COUNTY EXPOSITORY PERSUASIVE COMBINED	258 249 507	3.7 3.6 3.6	1 2	0 <0.5%	2 3	6 9	16 16	22 15	34 35	9 12	7 4	2 <0.5%	<0.5% 1	0 <0.5%	0 1	0 1
45 MASSAU COUNTY EXPOSITORY PERSUASIVE COMBINED	259 261 520	3.8 3.8 3.8	<0.5% <0.5%	1 <0.5%	2 2	2 4	18 18	23 16	27 36	16 14	9 7	1 1	2 1	0 0	0 0	0 0
46 OKALOOSA COUNTY EXPOSITORY PERSUASIVE COMBINED	900 896 1,796	3.9 3.7 3.8	1 1	1 1	2 3	4 4	15 19	17 15	28 33	15 11	11 9	4 3	2 1	<0.5% 0	<0.5% 1	<0.5% 1
47 OKEECHOBEE COUNTY EXPOSITORY PERSUASIVE COMBINED	162 152 314	3.5 3.3 3.4	4 2	2 0	3 9	5 7	22 28	17 18	35 28	7 7	4 1	2 1	1 0	0 0	0 0	0 0
48 ORANGE COUNTY EXPOSITORY PERSUASIVE COMBINED	3,118 3,099 6,217	3.6 3.4 3.5	1 2	2 2	4 7	7 6	18 22	19 17	30 29	10 7	5 5	2 1	1 1	<0.5% <0.5%	<0.5% 1	1 1
49 OSCEOLA COUNTY EXPOSITORY PERSUASIVE COMBINED	785 795 1,580	3.5 3.3 3.4	1 2	2 1	4 8	6 9	22 25	20 17	31 29	10 5	3 3	1 1	<0.5% 0	<0.5% <0.5%	<0.5% 1	<0.5% 1

**1998 FLORIDA WRITING ASSESSMENT
STATE REPORT OF DISTRICT MEANS AND SCORE POINT DISTRIBUTIONS
GRADE 10
STANDARD CURRICULUM STUDENTS**

DISTRICT	Number of Students	Mean Score	PERCENT EARNING EACH SCORE POINT										PERCENT UNSCORABLE				
			1.0	1.5	2.0	2.5	3.0	3.5	4.0	4.5	5.0	5.5	6.0	OFF TOPIC	BLANK/ILLEGIBLE	TOTAL UNSCORABLE	
50 PALM BEACH COUNTY EXPOSITORY PERSUASIVE COMBINED	3,615 3,631 7,246	3.6 3.5 3.6	1 1	2 1	4 6	7 7	20 22	20 17	26 31	11 8	6 4	3 2	1 1	<0.5% <0.5%	<0.5% <0.5%	<0.5% 1	
51 PASCO COUNTY EXPOSITORY PERSUASIVE COMBINED	1,174 1,177 2,351	3.5 3.4 3.5	1 1	1 2	5 7	7 6	19 24	22 19	26 30	10 7	5 4	2 <0.5%	1 <0.5%	<0.5% 1	<0.5% 1	<0.5% 1	
52 PINELLAS COUNTY EXPOSITORY PERSUASIVE COMBINED	2,917 2,902 5,819	3.9 3.7 3.8	1 1	1 1	3 4	5 5	16 17	16 16	28 32	15 11	10 8	4 2	2 2	<0.5% <0.5%	<0.5% 1	<0.5% 1	
53 POLK COUNTY EXPOSITORY PERSUASIVE COMBINED	1,992 1,995 3,987	3.8 3.7 3.7	1 1	1 1	3 3	4 5	16 17	19 17	31 35	13 12	8 6	3 2	1 1	<0.5% <0.5%	<0.5% <0.5%	<0.5% <0.5%	
54 PUTNAM COUNTY EXPOSITORY PERSUASIVE COMBINED	343 318 661	3.1 3.2 3.2	3 2	4 3	8 9	7 11	28 26	18 15	21 25	5 6	2 1	1 0	0 0	<0.5% <0.5%	2 1	3 1	
55 ST. JOHNS COUNTY EXPOSITORY PERSUASIVE COMBINED	498 514 1,012	3.6 3.6 3.6	<0.5% 2	<0.5% 1	5 4	8 7	19 20	21 14	25 32	13 11	5 6	2 1	1 1	<0.5% <0.5%	<0.5% <0.5%	<0.5% <0.5%	
56 ST. LUCIE COUNTY EXPOSITORY PERSUASIVE COMBINED	666 652 1,318	3.6 3.6 3.6	1 2	<0.5% 1	2 4	6 7	22 19	24 15	28 32	9 13	5 6	2 1	1 1	0 0	1 <0.5%	1 <0.5%	1 <0.5%

BEST COPY AVAILABLE

**1998 FLORIDA WRITING ASSESSMENT
STATE REPORT OF DISTRICT MEANS AND SCORE POINT DISTRIBUTIONS
GRADE 10
STANDARD CURRICULUM STUDENTS**

DISTRICT	Number of Students	Mean Score	PERCENT EARNING EACH SCORE POINT										PERCENT UNSCORABLE			
			1.0	1.5	2.0	2.5	3.0	3.5	4.0	4.5	5.0	5.5	6.0	OFF TOPIC	BLANK/ ILLEGIBLE	TOTAL UNSCORABLE
57 SANTA ROSA COUNTY EXPOSITORY PERSUASIVE COMBINED	649 669 1,318	3.6 3.6 3.6	1 1	1 1	3 4	6 7	22 19	21 18	29 38	10 8	5 3	1 1	1 <0.5%	<0.5% <0.5%	<0.5% <0.5%	
58 SARASOTA COUNTY EXPOSITORY PERSUASIVE COMBINED	819 813 1,632	3.6 3.7 3.6	1 1	1 1	3 4	3 6	17 17	15 15	32 37	14 11	9 6	4 1	2 1	<0.5% <0.5%	<0.5% <0.5%	
59 SEMINOLE COUNTY EXPOSITORY PERSUASIVE COMBINED	1,724 1,685 3,409	3.6 3.7 3.6	1 1	1 1	3 4	5 6	17 16	16 15	28 33	14 11	9 9	4 3	2 1	<0.5% <0.5%	<0.5% 1	
60 SUMTER COUNTY EXPOSITORY PERSUASIVE COMBINED	171 161 332	3.5 3.3 3.4	1 2	3 2	4 7	6 6	21 30	20 20	32 29	7 3	4 1	1 0	1 0	0 1	0 1	
61 SUWANNEE COUNTY EXPOSITORY PERSUASIVE COMBINED	177 173 350	3.5 3.3 3.4	1 1	1 1	5 10	6 8	26 27	23 16	29 33	7 4	2 0	0 0	1 0	0 1	0 1	
62 TAYLOR COUNTY EXPOSITORY PERSUASIVE COMBINED	95 101 196	3.5 3.4 3.5	4 0	1 4	3 5	4 9	15 23	27 18	31 35	11 5	3 1	0 1	1 0	0 0	0 0	
63 UNION COUNTY EXPOSITORY PERSUASIVE COMBINED	74 62 136	3.3 3.3 3.3	3 0	0 3	1 2	16 16	28 26	26 24	23 23	1 3	1 3	0 0	0 0	0 0	0 0	

**1998 FLORIDA WRITING ASSESSMENT
STATE REPORT OF DISTRICT MEANS AND SCORE POINT DISTRIBUTIONS
GRADE 10
STANDARD CURRICULUM STUDENTS**

DISTRICT	Number of Students	Mean Score	PERCENT EARNING EACH SCORE POINT										PERCENT UNSCORABLE			
			1.0	1.5	2.0	2.5	3.0	3.5	4.0	4.5	5.0	5.5	6.0	OFF TOPIC	BLANK/ILLEGIBLE	TOTAL UNSCORABLE
64 VOLUSIA COUNTY EXPOSITORY PERSUASIVE COMBINED	1,805 1,548 3,083	3.6 3.6 3.6	1 1 1	2 1 1	4 4 1	7 5 1	17 18 1	20 15 1	29 39 1	12 9 1	6 5 1	2 1 1	1 0 1	0 0 0	<0.5% 1 1	<0.5% 1 1
65 WAKULLA COUNTY EXPOSITORY PERSUASIVE COMBINED	123 110 233	4.0 3.6 3.8	1 1 1	1 1 1	0 5 1	0 5 1	8 15 1	18 15 1	42 43 1	23 12 1	7 2 1	1 1 1	0 0 0	0 0 0	0 0 0	0 0 0
66 WALTON COUNTY EXPOSITORY PERSUASIVE COMBINED	159 166 325	3.3 3.1 3.2	3 3 3	2 2 2	6 10 2	7 8 2	22 32 2	30 19 2	23 23 2	4 1 1	2 1 1	0 0 0	0 1 1	0 0 0	0 1 1	0 1 1
67 WASHINGTON COUNTY EXPOSITORY PERSUASIVE COMBINED	93 96 189	3.7 3.3 3.5	0 1 1	2 0 0	1 8 0	5 7 0	18 32 0	25 20 0	32 28 0	12 2 0	2 1 0	1 0 0	0 0 0	0 0 0	0 0 0	0 0 0
73 FLORIDA STATE UNIVERSITY S EXPOSITORY PERSUASIVE COMBINED	53 54 107	3.7 3.6 3.6	0 0 0	0 0 0	9 6 0	6 6 0	21 22 0	23 17 0	21 35 0	8 7 0	4 6 0	4 0 0	0 0 0	0 0 0	0 0 0	0 0 0
74 FLORIDA A & M UNIV HIGH EXPOSITORY PERSUASIVE COMBINED	29 27 56	3.6 3.7 3.6	0 0 0	0 0 0	3 4 0	0 4 0	24 7 0	34 37 0	31 30 0	7 11 0	0 7 0	0 0 0	0 0 0	0 0 0	0 0 0	0 0 0
75 P.K. YONGE DEVELOPMENTAL RE EXPOSITORY PERSUASIVE COMBINED	53 53 106	3.7 3.3 3.5	0 4 4	0 2 2	6 11 0	11 4 0	13 30 0	11 8 0	36 26 0	11 9 0	8 6 0	4 0 0	0 0 0	0 0 0	0 0 0	0 0 0



**1998 FLORIDA WRITING ASSESSMENT
STATE REPORT OF DISTRICT MEANS AND SCORE POINT DISTRIBUTIONS
GRADE 10
STANDARD CURRICULUM STUDENTS**

DISTRICT	Number of Students	Mean Score	PERCENT EARNING EACH SCORE POINT										PERCENT UNSCORABLE			
			1.0	1.5	2.0	2.5	3.0	3.5	4.0	4.5	5.0	5.5	6.0	OFF TOPIC	BLANK/ILLEGIBLE	TOTAL UNSCORABLE
STATE EXPOSITORY	58,666	3.6	1	1	4	6	19	19	29	11	6	2	1	<0.5%	<0.5%	<0.5%
STATE PERSUASIVE	58,698	3.5	1	1	6	7	21	32	8	5	1	1	<0.5%	<0.5%	1	
STATE COMBINED	117,364	3.6														

RUN DATE: 05/07/98

**District Report of
School Means and Score Point Distributions**

Grade 10

February 1998

1998 FLORIDA WRITING ASSESSMENT
DISTRICT REPORT OF SCHOOL MEANS AND SCORE POINT DISTRIBUTIONS
GRADE 10
STANDARD CURRICULUM STUDENTS

District: 01-ALACHUA COUNTY

SCHOOL	Number of Students	Mean Score	PERCENT EARNING EACH SCORE POINT										PERCENT UNSCORABLE			
			1.0	1.5	2.0	2.5	3.0	3.5	4.0	4.5	5.0	5.5	6.0	OFF TOPIC	BLANK/ILLEGIBLE	TOTAL UNSCORABLE
0151 GAINESVILLE HIGH SCHOOL EXPOSITORY PERSUASIVE COMBINED	209 199 408	3.8 3.5 3.6	<0.5% 2	1 2	3 6	4 10	18 18	14 15	33 34	14 9	6 5	3 1	2 1	0 0	<0.5% 1	<0.5% 1
0201 HAWTHORNE HIGH SCHOOL EXPOSITORY PERSUASIVE COMBINED	27 31 58	3.3 2.9 3.1	0 3	4 0	4 23	22 13	15 32	11 10	41 16	4 3	0 0	0 0	0 0	0 0	0 0	0 0
0261 NEWBERRY HIGH SCHOOL EXPOSITORY PERSUASIVE COMBINED	72 60 132	3.5 3.3 3.4	0 0	3 3	3 5	6 8	28 27	25 25	19 27	14 3	0 2	1 0	1 0	0 0	0 0	0 0
0271 SANTA FE HIGH SCHOOL EXPOSITORY PERSUASIVE COMBINED	141 137 278	3.7 3.7 3.7	0 1	0 0	1 3	3 3	25 23	18 18	29 37	10 4	4 7	2 2	2 1	0 0	0 0	0 0
0411 LOFTEN EDUCATIONAL CENTER EXPOSITORY PERSUASIVE COMBINED	11 13 24	2.6 2.5 2.5	9 0	9 0	9 31	9 54	45 8	18 8	0 0	0 0	0 0	0 0	0 0	0 0	0 0	0 0
0412 NEW PATH WAYS/HORIZON CENT EXPOSITORY PERSUASIVE COMBINED	38 7 10	1.6 2.2	29	14	57	0	0	0	0	0	0	0	0	0	0	0
0421 EASTSIDE HIGH SCHOOL EXPOSITORY PERSUASIVE COMBINED	170 170 340	4.2 4.0 4.1	0 0	1 0	2 5	4 6	13 16	12 12	25 20	11 13	17 12	9 12	6 4	0 0	0 0	0 0

* No data are reported when less than six students were tested.

RUN DATE: 05/14/98

**1998 FLORIDA WRITING ASSESSMENT
DISTRICT REPORT OF SCHOOL MEANS AND SCORE POINT DISTRIBUTIONS
GRADE 10
STANDARD CURRICULUM STUDENTS**

District: 01-ALACHUA COUNTY

SCHOOL	Number of Students	Mean Score	PERCENT EARNING EACH SCORE POINT										PERCENT UNSCORABLE			
			1.0	1.5	2.0	2.5	3.0	3.5	4.0	4.5	5.0	5.5	6.0	OFF TOPIC	BLANK/ILLEGIBLE	TOTAL UNSCORABLE
0431 F. W. BUCHHOLZ HIGH SCHOOL EXPOSITORY PERSUASIVE COMBINED	198	4.1	0	1	1	1	15	19	25	20	11	6	3	0	0	0
	206	3.8	0	0	2	3	18	21	33	12	7	2	1	0	0	0
	404	3.9														
01 ALACHUA COUNTY EXPOSITORY PERSUASIVE COMBINED	831	3.9	<0.5%	1	2	4	18	17	28	13	8	5	3	<0.5%	<0.5%	<0.5%
	823	3.7	1	1	5	7	19	17	29	9	7	4	2	0	0	<0.5%
	1,654	3.8														
STATE EXPOSITORY PERSUASIVE COMBINED	58,666	3.6	1	1	4	6	19	19	29	11	6	2	1	<0.5%	<0.5%	<0.5%
	58,698	3.5	1	1	6	7	21	16	32	8	5	1	1	<0.5%	<0.5%	1
	117,364	3.6														

BEST COPY AVAILABLE

**1998 FLORIDA WRITING ASSESSMENT
DISTRICT REPORT OF SCHOOL MEANS AND SCORE POINT DISTRIBUTIONS
GRADE 10
STANDARD CURRICULUM STUDENTS**

District: 02-BAKER COUNTY

SCHOOL	Number of Students	Mean Score	PERCENT EARNING EACH SCORE POINT										PERCENT UNSCORABLE			
			1.0	1.5	2.0	2.5	3.0	3.5	4.0	4.5	5.0	5.5	6.0	OFF TOPIC	BLANK/ILLEGIBLE	TOTAL UNSCORABLE
0012 BAKER COUNTY SENIOR HIGH EXPOSITORY PERSUASIVE COMBINED	110 106 216	3.7 3.5 3.6	0 0	0 2	5 8	5 4	19 26	20 17	35 27	12 9	3 4	1 3	1 0	0 0	0 0	0 0
02 BAKER COUNTY EXPOSITORY PERSUASIVE COMBINED	110 106 216	3.7 3.5 3.6	0 0	0 2	5 8	5 4	19 26	20 17	35 27	12 9	3 4	1 3	1 0	0 0	0 0	0 0
STATE EXPOSITORY PERSUASIVE COMBINED	58,666 58,698 117,364	3.6 3.5 3.6	1 1	1 1	4 6	6 7	19 21	19 16	29 32	11 8	6 5	2 1	1 1	<0.5% <0.5%	<0.5% <0.5%	<0.5% 1

RUN DATE: 05/14/98

**1998 FLORIDA WRITING ASSESSMENT
DISTRICT REPORT OF SCHOOL MEANS AND SCORE POINT DISTRIBUTIONS
GRADE 10
STANDARD CURRICULUM STUDENTS**

District: 03-BAY COUNTY

SCHOOL	Number of Students	Mean Score	PERCENT EARNING EACH SCORE POINT										PERCENT UNSCORABLE		
			1.0	1.5	2.0	2.5	3.0	3.5	4.0	4.5	5.0	5.5	6.0	OFF TOPIC	BLANK/ILLEGIBLE
0861 BAY HIGH EXPOSITORY PERSUASIVE COMBINED	182 193 375	3.3 3.4 3.4	1 1	1 3	8 8	6 8	35 25	21 17	21 28	5 4	2 5	1 1	0 0	0 0	0 0
0271 A D HARRIS EXPOSITORY PERSUASIVE COMBINED	31 26 57	2.7 2.9 2.8	3 0	3 0	16 15	23 15	45 54	3 8	6 8	0 0	0 0	0 0	0 0	0 0	0 0
0341 RUTHERFORD HIGH EXPOSITORY PERSUASIVE COMBINED	209 215 424	3.5 3.6 3.5	1 0	1 2	5 7	10 11	27 18	15 14	22 29	11 11	6 6	2 2	0 0	0 0	0 0
0481 TON P HANEY VOCATIONAL-TEC EXPOSITORY PERSUASIVE COMBINED	1* 0* 1*														
0491 A. CRAWFORD MOSLEY HIGH EXPOSITORY PERSUASIVE COMBINED	242 245 487	3.7 3.7 3.7	1 1	1 1	3 3	5 3	21 18	14 18	34 36	12 9	5 8	2 2	0 0	0 0	0 0
0531 NEW HORIZONS EXPOSITORY PERSUASIVE COMBINED	2* 2* 4*														

52

53

* No data are reported when less than six students were tested.

1998 FLORIDA WRITING ASSESSMENT
DISTRICT REPORT OF SCHOOL MEANS AND SCORE POINT DISTRIBUTIONS
GRADE 10
STANDARD CURRICULUM STUDENTS

District: 03-BAY COUNTY

SCHOOL	Number of Students	Mean Score	PERCENT EARNING EACH SCORE POINT										PERCENT UNSCORABLE			
			1.0	1.5	2.0	2.5	3.0	3.5	4.0	4.5	5.0	5.5	6.0	OFF TOPIC	BLANK/ILLEGIBLE	TOTAL UNSCORABLE
03 BAY COUNTY EXPOSITORY PERSUASIVE COMBINED	667 681 1,348	3.5 3.5 3.5	1 <0.5%	1 2	6 6	7 7	28 21	16 16	25 31	9 8	4 6	1 2	1 <0.5%	0 0	0 <0.5%	0 <0.5%
STATE EXPOSITORY PERSUASIVE COMBINED	58,666 58,698 117,364	3.6 3.5 3.6	1 1	1 1	4 6	6 7	19 21	19 16	29 32	11 8	6 5	2 1	1 1	<0.5% <0.5%	<0.5% <0.5%	<0.5% 1

RUN DATE: 05/14/98

BEST COPY AVAILABLE

**1998 FLORIDA WRITING ASSESSMENT
DISTRICT REPORT OF SCHOOL MEANS AND SCORE POINT DISTRIBUTIONS
GRADE 10
STANDARD CURRICULUM STUDENTS**

District: 04-BRADFORD COUNTY

SCHOOL	Number of Students	Mean Score	PERCENT EARNING EACH SCORE POINT										PERCENT UNSCORABLE			
			1.0	1.5	2.0	2.5	3.0	3.5	4.0	4.5	5.0	5.5	6.0	OFF TOPIC	BLANK/ILLEGIBLE	TOTAL UNSCORABLE
0021 BRADFORD HIGH EXPOSITORY PERSUASIVE COMBINED	81 86 167	3.3 3.5 3.4	7 0	4 2	9 5	4 7	25 24	10 14	31 36	5 8	5 3	0 0	1 0	0 0	0 0	0 0
04 BRADFORD COUNTY EXPOSITORY PERSUASIVE COMBINED	81 86 167	3.3 3.5 3.4	7 0	4 2	9 5	4 7	25 24	10 14	31 36	5 8	5 3	0 0	1 0	0 0	0 0	0 0
STATE EXPOSITORY PERSUASIVE COMBINED	59,666 59,698 117,364	3.6 3.5 3.6	1 1	1 1	4 6	6 7	19 21	19 16	29 32	11 8	6 5	2 1	1 1	<0.5% <0.5%	<0.5% <0.5%	<0.5% 1



**1998 FLORIDA WRITING ASSESSMENT
DISTRICT REPORT OF SCHOOL MEANS AND SCORE POINT DISTRIBUTIONS
GRADE 10
STANDARD CURRICULUM STUDENTS**

District: 05-BREVARD COUNTY

SCHOOL	Number of Students	Mean Score	PERCENT EARNING EACH SCORE POINT										PERCENT UNSCORABLE			
			1.0	1.5	2.0	2.5	3.0	3.5	4.0	4.5	5.0	5.5	6.0	OFF TOPIC	BLANK/ ILLEGIBLE	TOTAL UNSCORABLE
0011 TITUSVILLE HIGH EXPOSITORY PERSUASIVE COMBINED	246 242 488	3.4 3.4 3.4	2 1	2 1	6 8	8 5	20 27	22 19	28 27	9 9	2 2	<0.5% <0.5%	0 0	0 0	<0.5% 0	0 0
0161 ASTRONAUT HIGH EXPOSITORY PERSUASIVE COMBINED	156 166 322	3.5 3.4 3.5	1 1	0 2	6 8	8 6	15 22	23 18	32 31	11 7	4 4	0 1	0 1	1 1	1 1	1 1
1011 ROCKLEDGE HIGH EXPOSITORY PERSUASIVE COMBINED	149 152 301	3.7 3.5 3.6	1 1	0 1	1 7	6 5	19 20	23 20	35 38	10 6	5 3	1 1	0 1	0 0	0 0	0 0
1121 COCOA HIGH EXPOSITORY PERSUASIVE COMBINED	109 114 223	3.5 3.3 3.4	0 3	1 0	4 3	9 11	28 27	22 25	21 25	4 3	6 1	5 1	1 1	0 1	0 0	0 1
2011 MELBOURNE HIGH EXPOSITORY PERSUASIVE COMBINED	284 279 563	3.7 3.7 3.7	1 <0.5%	1 2	2 5	4 6	16 13	24 17	32 33	13 10	5 11	1 1	1 1	0 0	0 0	0 0
2021 PALM BAY HIGH EXPOSITORY PERSUASIVE COMBINED	324 325 649	3.9 3.9 3.9	<0.5% 0	1 0	1 1	3 2	10 14	21 18	30 43	14 12	8 7	3 2	1 1	0 0	0 <0.5%	0 <0.5%
3011 EAU GALIEE HIGH EXPOSITORY PERSUASIVE COMBINED	198 203 401	3.8 3.6 3.7	0 <0.5%	0 1	3 5	4 5	13 23	18 14	42 39	12 8	5 3	2 1	1 0	0 0	0 0	0 0

RUN DATE: 05/14/98

1998 FLORIDA WRITING ASSESSMENT
DISTRICT REPORT OF SCHOOL MEANS AND SCORE POINT DISTRIBUTIONS
GRADE 10
STANDARD CURRICULUM STUDENTS

District: 05-BREVARD COUNTY

SCHOOL	Number of Students	Mean Score	PERCENT EARNING EACH SCORE POINT											PERCENT UNSCORABLE		
			1.0	1.5	2.0	2.5	3.0	3.5	4.0	4.5	5.0	5.5	6.0	OFF TOPIC	BLANK/ILLEGIBLE	TOTAL UNSCORABLE
4011 HERRITT ISLAND HIGH EXPOSITORY PERSUASIVE COMBINED	185 196 381	3.7 3.7 3.7	0 3	1 2	2 3	5 5	16 17	23 15	31 33	16 11	4 9	2 3	0 1	1 0	1 0	1 0
5011 COCOA BEACH JR/SR HIGH EXPOSITORY PERSUASIVE COMBINED	85 79 164	3.8 3.6 3.7	0 1	0 3	2 3	4 5	19 20	28 19	24 37	11 6	8 4	1 3	4 0	0 0	0 0	0 0
6011 SATELLITE HIGH EXPOSITORY PERSUASIVE COMBINED	197 213 410	4.0 3.9 4.0	1 0	0 0	0 1	1 2	7 13	23 18	36 37	21 17	6 8	4 3	2 <0.5%	1 0	0 0	1 0
05 BREVARD COUNTY EXPOSITORY PERSUASIVE COMBINED	1,933 1,969 3,902	3.7 3.7 3.7	1 1	1 1	3 4	5 5	15 19	22 18	33 35	13 10	5 6	2 2	1 1	<0.5% <0.5%	<0.5% <0.5%	<0.5% <0.5%
STATE EXPOSITORY PERSUASIVE COMBINED	58,666 58,698 117,364	3.6 3.5 3.6	1 1	1 1	4 6	6 7	19 21	19 16	29 32	11 8	6 5	2 1	1 1	<0.5% <0.5%	<0.5% <0.5%	<0.5% 1

1998 FLORIDA WRITING ASSESSMENT
 DISTRICT REPORT OF SCHOOL MEANS AND SCORE POINT DISTRIBUTIONS
 GRADE 10
 STANDARD CURRICULUM STUDENTS

District: 06-BROWARD COUNTY

SCHOOL	Number of Students	Mean Score	PERCENT EARNING EACH SCORE POINT										PERCENT UNSCORABLE						
			1.0	1.5	2.0	2.5	3.0	3.5	4.0	4.5	5.0	5.5	6.0	OFF TOPIC	BLANK/ILLEGIBLE	TOTAL UNSCORABLE			
0171 SOUTH BROWARD HIGH SCHOOL																			
EXPOSITORY	148	3.6	2	1	3	5	23	17	28	10	8	2	1	0	0	0	0	0	0
PERSUASIVE	167	3.7	0	2	7	5	13	13	28	18	5	5	1	1	1	1	1	1	2
COMBINED	315	3.7																	
0184 PORPANO MULTI PURPOSE ED C																			
EXPOSITORY	25	2.3	20	12	12	24	12	16	4	0	0	0	0	0	0	0	0	0	0
PERSUASIVE	22	2.3	9	9	36	5	41	0	0	0	0	0	0	0	0	0	0	0	0
COMBINED	47	2.3																	
0211 STRANAHAN HIGH SCHOOL																			
EXPOSITORY	209	3.6	1	1	4	6	24	19	26	14	3	0	1	0	0	0	0	0	0
PERSUASIVE	225	3.5	2	3	4	7	15	20	37	6	4	1	<0.5%	0	0	0	0	0	<0.5%
COMBINED	434	3.5																	
0241 MCARTHUR HIGH SCHOOL																			
EXPOSITORY	228	3.7	<0.5%	0	2	5	14	31	33	8	6	0	<0.5%	0	0	0	0	0	0
PERSUASIVE	217	3.4	1	1	9	4	23	18	33	8	3	0	0	<0.5%	0	0	0	0	<0.5%
COMBINED	445	3.6																	
0361 ELY HIGH SCHOOL																			
EXPOSITORY	214	3.5	3	3	6	8	19	19	22	10	5	3	1	<0.5%	<0.5%	<0.5%	<0.5%	1	1
PERSUASIVE	207	3.3	2	3	8	9	22	18	23	8	4	<0.5%	0	0	0	0	0	0	1
COMBINED	421	3.4																	
0371 DILLARD HIGH SCHOOL																			
EXPOSITORY	240	3.4	2	3	3	6	24	25	31	5	1	0	0	<0.5%	<0.5%	<0.5%	<0.5%	0	<0.5%
PERSUASIVE	224	3.4	1	2	4	9	23	22	31	3	2	<0.5%	<0.5%	<0.5%	<0.5%	<0.5%	<0.5%	0	1
COMBINED	464	3.4																	
0493 HALLANDALE HIGH SCHOOL																			
EXPOSITORY	134	3.2	1	1	8	13	32	18	19	5	2	0	0	0	0	0	0	0	1
PERSUASIVE	131	3.2	2	3	9	10	29	21	18	7	1	0	0	0	0	0	0	0	0
COMBINED	265	3.2																	

RUN DATE: 05/14/98

BEST COPY AVAILABLE

**1998 FLORIDA WRITING ASSESSMENT
DISTRICT REPORT OF SCHOOL MEANS AND SCORE POINT DISTRIBUTIONS
GRADE 10
STANDARD CURRICULUM STUDENTS**

District: 06-BROWARD COUNTY

SCHOOL	Number of Students	Mean Score	PERCENT EARNING EACH SCORE POINT										PERCENT UNSCORABLE			
			1.0	1.5	2.0	2.5	3.0	3.5	4.0	4.5	5.0	5.5	6.0	OFF TOPIC	BLANK/ILLEGIBLE	TOTAL UNSCORABLE
0405 SOUTH AREA ALTER. EXPOSITORY PERSUASIVE COMBINED	6 9 15	2.7 2.3 2.4	0 0	17 33	17 22	33 22	0 11	17 0	0 11	0 0	0 0	0 0	0 0	0 0	0 0	0 0
0452 WHIDDEN ROGERS ED CTR EXPOSITORY PERSUASIVE COMBINED	32 40 72	2.0 1.9 2.0	13 38	22 10	31 20	19 10	9 15	6 3	0 5	0 0	0 0	0 0	0 0	0 0	0 0	0 0
0592 HALLANDALE ADULT & COMM CT EXPOSITORY PERSUASIVE COMBINED	47 38 85	2.4 2.2 2.3	11 13	2 11	21 26	30 8	23 29	6 5	4 3	0 0	0 0	0 0	0 0	2 5	2 5	2 5
0601 SEAGULL SCHOOL EXPOSITORY PERSUASIVE COMBINED	20 21 41	2.7 2.8 2.7	0 0	5 14	25 14	15 14	40 29	10 19	5 5	0 0	0 0	0 0	0 0	0 0	0 0	0 0
0653 PINE RIDGE CENTER EXPOSITORY PERSUASIVE COMBINED	11 13 24	2.4 3.1 2.8	9 0	0 8	9 8	27 8	36 38	9 15	0 23	0 0	0 0	0 0	0 0	9 0	9 0	9 0
0951 FORT LAUDERDALE HIGH SCHOOL EXPOSITORY PERSUASIVE COMBINED	184 182 366	3.6 3.5 3.5	1 2	1 1	5 10	5 6	24 19	18 20	26 27	10 8	7 6	2 1	1 1	0 0	0 0	0 0
1151 CORAL SPRINGS HIGH EXPOSITORY PERSUASIVE COMBINED	294 272 566	3.4 3.5 3.4	1 1	4 1	4 9	7 8	25 18	15 17	30 32	8 8	4 4	1 1	<0.5% 0	<0.5% 0	<0.5% 0	1 <0.5%

RUN DATE: 05/14/98

BEST COPY AVAILABLE

65

64

1998 FLORIDA WRITING ASSESSMENT
DISTRICT REPORT OF SCHOOL MEANS AND SCORE POINT DISTRIBUTIONS
 GRADE 10
STANDARD CURRICULUM STUDENTS

District: 06-BROWARD COUNTY

SCHOOL	Number of Students	Mean Score	PERCENT EARNING EACH SCORE POINT											PERCENT UNSCORABLE		
			1.0	1.5	2.0	2.5	3.0	3.5	4.0	4.5	5.0	5.5	6.0	OFF TOPIC	BLANK/ILLEGIBLE	TOTAL UNSCORABLE
1241 NORTHEAST HIGH SCHOOL EXPOSITORY PERSUASIVE COMBINED	165 163 328	3.4 3.3 3.3	2 2	1 1	6 7	5 11	27 25	22 17	25 29	9 6	2 1	0 0	0 0	0 0	0 0	0 0
1281 NOVA HIGH SCHOOL EXPOSITORY PERSUASIVE COMBINED	212 219 431	3.7 3.8 3.8	<0.5% 1	1 0	3 3	7 3	15 16	21 16	29 36	9 10	9 9	1 4	3 2	<0.5% 0	0 0	1 0
1291 MCFATTER VOC TECH EXPOSITORY PERSUASIVE COMBINED	4* 1* 5*															
1451 PLANTATION HIGH SCHOOL EXPOSITORY PERSUASIVE COMBINED	241 227 468	3.6 3.7 3.7	1 1	<0.5% 1	5 2	6 3	19 16	20 19	32 43	9 11	6 3	2 2	0 0	0 0	0 0	0 <0.5%
1661 HOLLYWOOD HILLS HIGH SCHOOL EXPOSITORY PERSUASIVE COMBINED	174 157 331	3.8 3.6 3.7	0 1	0 0	3 3	3 5	20 20	21 22	34 32	10 11	7 4	2 2	1 0	0 0	0 0	0 0
1681 COCONUT CREEK HIGH SCHOOL EXPOSITORY PERSUASIVE COMBINED	248 239 487	3.5 3.5 3.5	1 0	<0.5% 0	4 3	4 8	28 22	23 22	30 38	7 4	2 1	<0.5% 1	0 0	0 0	0 0	0 <0.5%
1711 DEERFIELD BEACH HIGH SCHOOL EXPOSITORY PERSUASIVE COMBINED	254 256 510	3.4 3.2 3.3	2 2	2 3	5 7	6 12	29 29	21 20	26 20	7 3	2 2	0 0	0 0	0 0	0 1	0 1

* No data are reported when less than six students were tested.

RUN DATE: 05/14/98

**1998 FLORIDA WRITING ASSESSMENT
DISTRICT REPORT OF SCHOOL MEANS AND SCORE POINT DISTRIBUTIONS
GRADE 10
STANDARD CURRICULUM STUDENTS**

District: 06-BROWARD COUNTY

SCHOOL	Number of Students	Mean Score	PERCENT EARNING EACH SCORE POINT										PERCENT UNSCORABLE			
			1.0	1.5	2.0	2.5	3.0	3.5	4.0	4.5	5.0	5.5	6.0	OFF TOPIC	BLANK/ILLEGIBLE	TOTAL UNSCORABLE
1741 BOYD H. ANDERSON HIGH SCH EXPOSITORY PERSUASIVE COMBINED	245 235 480	3.6 3.3 3.4	2 3	1 3	4 9	8 10	24 22	17 21	22 18	8 6	9 3	2 2	2 2	0 <0.5%	<0.5% <0.5%	<0.5% 1
1751 MIRANAR HIGH SCHOOL EXPOSITORY PERSUASIVE COMBINED	195 196 391	3.2 3.1 3.2	4 3	4 4	9 11	8 13	20 24	20 16	26 24	7 3	3 2	0 0	0 0	0 0	0 0	0 0
1752 WHISPERING PINES EXPOSITORY PERSUASIVE COMBINED	1* 1* 2*															
1901 PIPER HIGH SCHOOL EXPOSITORY PERSUASIVE COMBINED	252 240 492	3.2 3.1 3.2	2 2	4 3	11 10	15 11	19 30	11 16	29 23	6 2	2 2	0 <0.5%	<0.5% 0	0 0	<0.5% <0.5%	0 0
1931 COOPER CITY HIGH SCHOOL EXPOSITORY PERSUASIVE COMBINED	205 207 412	3.7 3.6 3.6	1 2	1 <0.5%	2 4	3 3	24 22	16 18	30 38	11 9	6 2	4 <0.5%	<0.5% 0	0 0	<0.5% 0	0 0
2123 CYPRESS RUN EXPOSITORY PERSUASIVE COMBINED	8 10 18	2.7 2.6 2.6	0 0	25 0	25 30	0 10	13 20	20 20	25 10	0 0	0 0	0 0	0 0	0 10	0 10	0 10
2351 SOUTH PLANTATION HIGH SCH EXPOSITORY PERSUASIVE COMBINED	227 230 457	3.4 3.4 3.4	2 <0.5%	2 1	4 9	6 10	28 28	21 15	23 28	11 7	1 2	2 <0.5%	<0.5% <0.5%	0 0	<0.5% 0	0 0

* No data are reported when less than six students were tested.

1998 FLORIDA WRITING ASSESSMENT
 DISTRICT REPORT OF SCHOOL MEANS AND SCORE POINT DISTRIBUTIONS
 GRADE 10
 STANDARD CURRICULUM STUDENTS

District: 06-BROWARD COUNTY

SCHOOL	Number of Students	Mean Score	PERCENT EARNING EACH SCORE POINT										PERCENT UNSCORABLE				
			1.0	1.5	2.0	2.5	3.0	3.5	4.0	4.5	5.0	5.5	6.0	OFF TOPIC	BLANK/ILLEGIBLE	TOTAL UNSCORABLE	
2751 TARAVELLA, J. P. HIGH EXPOSITORY PERSUASIVE COMBINED	292 273 565	3.7 3.4 3.6	1 1	2 1	3 7	8 8	16 24	18 15	29 27	11 9	8 4	2 2	2 0	0 0	1 2	1 2	1 2
2831 WESTERN HIGH SCHOOL EXPOSITORY PERSUASIVE COMBINED	349 352 701	3.6 3.5 3.5	1 1	1 1	4 7	6 7	20 21	21 20	33 32	8 7	5 3	1 <0.5%	<0.5% <0.5%	0 0	0 0	0 0	0 0
3011 STONEMAN DOUGLAS HIGH SCH EXPOSITORY PERSUASIVE COMBINED	332 342 674	3.8 3.8 3.8	1 0	1 0	2 4	5 4	14 16	15 17	31 35	15 12	7 9	5 2	1 1	0 <0.5%	1 0	1 0	1 <0.5%
3391 FLANAGAN HIGH EXPOSITORY PERSUASIVE COMBINED	503 503 1,006	3.8 3.6 3.7	1 1	1 1	3 5	4 6	19 20	15 16	31 33	12 12	10 5	3 2	<0.5% <0.5%	0 0	0 1	0 1	0 1
06 BROWARD COUNTY EXPOSITORY PERSUASIVE COMBINED	5,699 5,619 11,318	3.5 3.4 3.5	2 2	2 2	5 7	7 7	21 22	19 18	28 30	9 8	5 4	2 1	1 <0.5%	<0.5% <0.5%	<0.5% <0.5%	<0.5% <0.5%	1 1
STATE EXPOSITORY PERSUASIVE COMBINED	58,666 58,698 117,364	3.6 3.5 3.6	1 1	1 1	4 6	6 7	19 21	19 16	29 32	11 8	6 5	2 1	1 1	<0.5% <0.5%	<0.5% <0.5%	<0.5% <0.5%	1 1

RUN DATE: 05/14/98

1998 FLORIDA WRITING ASSESSMENT
DISTRICT REPORT OF SCHOOL MEANS AND SCORE POINT DISTRIBUTIONS
GRADE 10
STANDARD CURRICULUM STUDENTS

District: 07-CALHOUN COUNTY

SCHOOL	Number of Students	Mean Score	PERCENT EARNING EACH SCORE POINT											PERCENT UNSCORABLE		
			1.0	1.5	2.0	2.5	3.0	3.5	4.0	4.5	5.0	5.5	6.0	OFF TOPIC	BLANK/ILLEGIBLE	TOTAL UNSCORABLE
0021 BLOUNTSTOWN SENIOR HIGH EXPOSITORY PERSUASIVE COMBINED	39 42 81	3.8 3.4 3.6	0 0 0	0 0 0	3 10 12	8 12 17	8 17 12	28 12	26 48	21 2	5 0	3 0	0 0	0 0	0 0	0 0
0101 ALTA PUBLIC SCHOOL EXPOSITORY PERSUASIVE COMBINED	16 13 29	3.8 3.7 3.8	0 0 0	0 8 0	0 0 8	0 8 8	6 15 15	38 46	19 0	6 15	0 0	0 0	0 0	0 0	0 0	0 0
07 CALHOUN COUNTY EXPOSITORY PERSUASIVE COMBINED	55 55 110	3.8 3.5 3.6	0 0 0	0 2 0	2 7 11	5 11 15	22 13 15	29 47	20 2	5 4	2 0	0 0	0 0	0 0	0 0	0 0
STATE EXPOSITORY PERSUASIVE COMBINED	58,666 58,698 117,364	3.6 3.5 3.6	1 1	1 1	4 6	6 7	19 16	29 32	11 8	6 5	2 1	1 1	<0.5% <0.5%	<0.5% <0.5%	<0.5% 1	1

1998 FLORIDA WRITING ASSESSMENT
DISTRICT REPORT OF SCHOOL MEANS AND SCORE POINT DISTRIBUTIONS
 GRADE 10
STANDARD CURRICULUM STUDENTS

District: 08-CHARLOTTE COUNTY

SCHOOL	Number of Students	Mean Score	PERCENT EARNING EACH SCORE POINT								PERCENT UNSCORABLE						
			1.0	1.5	2.0	2.5	3.0	3.5	4.0	4.5	5.0	5.5	6.0	OFF TOPIC	BLANK/ILLEGIBLE	TOTAL UNSCORABLE	
0031 CHARLOTTE HIGH SCHOOL EXPOSITORY PERSUASIVE COMBINED	178 176 354	3.8 3.7 3.7	0 0	1 1	3 3	6 7	13 13	17 24	29 36	19 7	8 7	1 1	2 1	1 1	0 0	0 0	1 1
0042 CHARLOTTE HARBOR SCHOOL EXPOSITORY PERSUASIVE COMBINED	1* 0* 1*																
0051 LEMON BAY HIGH SCHOOL EXPOSITORY PERSUASIVE COMBINED	125 135 260	4.0 3.7 3.8	0 2	0 0	0 4	4 2	18 18	17 16	25 37	19 12	10 6	4 1	2 1	0 0	0 0	0 0	0 0
0151 PORT CHARLOTTE HIGH EXPOSITORY PERSUASIVE COMBINED	176 179 355	3.9 4.0 4.0	2 0	1 0	0 3	4 2	9 8	15 14	36 45	19 13	11 9	3 4	0 2	0 0	0 1	0 1	0 1
0261 NEW CHALLENGE SCHOOL EXPOSITORY PERSUASIVE COMBINED	3* 7 10	3.1 3.2	0	0	14	0	43	29	14	0	0	0	0	0	0	0	0
08 CHARLOTTE COUNTY EXPOSITORY PERSUASIVE COMBINED	483 497 980	3.9 3.8 3.8	1 1	1 <0.5%	1 3	5 4	13 13	17 18	30 39	19 10	10 7	2 2	1 1	<0.5% <0.5%	0 <0.5%	<0.5% 1	<0.5% 1
STATE EXPOSITORY PERSUASIVE COMBINED	58,666 58,698 117,364	3.6 3.5 3.6	1 1	1 1	4 6	6 7	19 21	19 16	29 32	11 8	6 5	2 1	1 1	<0.5% <0.5%	<0.5% <0.5%	<0.5% 1	<0.5% 1

* No data are reported when less than six students were tested.

RUN DATE: 05/14/98

BEST COPY AVAILABLE

**1998 FLORIDA WRITING ASSESSMENT
DISTRICT REPORT OF SCHOOL MEANS AND SCORE POINT DISTRIBUTIONS
GRADE 10
STANDARD CURRICULUM STUDENTS**

District: 09-CITRUS COUNTY

SCHOOL	Number of Students	Mean Score	PERCENT EARNING EACH SCORE POINT										PERCENT UNSCORABLE			
			1.0	1.5	2.0	2.5	3.0	3.5	4.0	4.5	5.0	5.5	6.0	OFF TOPIC	BLANK/ILLEGIBLE	TOTAL UNSCORABLE
0031 CITRUS HIGH EXPOSITORY PERSUASIVE COMBINED	133 126 259	3.5 3.4 3.4	0 1	2 0	4 10	7 6	29 29	19 15	28 29	9 6	1 2	2 1	1 0	0 0	0 1	0 1
0121 CRYSTAL RIVER HIGH EXPOSITORY PERSUASIVE COMBINED	114 106 220	3.7 3.7 3.7	1 0	0 1	3 2	6 3	18 23	15 18	37 36	12 9	6 6	2 1	0 2	0 0	0 0	0 0
0131 WITHLACHOCHEE VOCATIONAL EXPOSITORY PERSUASIVE COMBINED	10 12 22	2.5 2.0 2.2	0 8	10 17	40 50	0 8	50 17	0 0	0 0	0 0	0 0	0 0	0 0	0 0	0 0	0 0
0163 LECANTO HIGH SCHOOL EXPOSITORY PERSUASIVE COMBINED	129 140 269	3.5 3.7 3.6	2 0	1 1	3 3	12 7	18 15	21 19	31 37	9 6	3 10	0 2	0 0	0 0	0 0	0 0
0321 RENAISSANCE CTR EXPOSITORY PERSUASIVE COMBINED	2* 4* 6	1.3														
8001 REBOUND EXPOSITORY PERSUASIVE COMBINED	5* 6 11	1.9 2.0	17	33	17	17	17	0	0	0	0	0	0	0	0	0
76																77

* No data are reported when less than six students were tested.

1998 FLORIDA WRITING ASSESSMENT
 DISTRICT REPORT OF SCHOOL MEANS AND SCORE POINT DISTRIBUTIONS
 GRADE 10
 STANDARD CURRICULUM STUDENTS

District: 09-CITRUS COUNTY

SCHOOL	Number of Students	Mean Score	PERCENT EARNING EACH SCORE POINT											PERCENT UNSCORABLE		
			1.0	1.5	2.0	2.5	3.0	3.5	4.0	4.5	5.0	5.5	6.0	OFF TOPIC	BLANK/ ILLEGIBLE	TOTAL UNSCORABLE
09 CITRUS COUNTY EXPOSITORY PERSUASIVE COMBINED	395	3.5	1	1	4	9	22	18	30	10	3	1	<0.5%	0	0	0
	354	3.5	1	2	7	6	21	16	32	7	6	1	1	0	1	1
	787	3.5														
STATE EXPOSITORY PERSUASIVE COMBINED	58,666	3.6	1	1	4	6	19	19	29	11	6	2	1	<0.5%	<0.5%	<0.5%
	58,698	3.5	1	1	6	7	21	16	32	8	5	1	1	<0.5%	<0.5%	1
	117,364	3.6														

RUN DATE: 05/14/98

**1998 FLORIDA WRITING ASSESSMENT
DISTRICT REPORT OF SCHOOL MEANS AND SCORE POINT DISTRIBUTIONS
GRADE 10
STANDARD CURRICULUM STUDENTS**

District: 10-CLAY COUNTY

SCHOOL	Number of Students	Mean Score	PERCENT EARNING EACH SCORE POINT										PERCENT UNSCORABLE			
			1.0	1.5	2.0	2.5	3.0	3.5	4.0	4.5	5.0	5.5	6.0	OFF TOPIC	BLANK/ILLEGIBLE	TOTAL UNSCORABLE
0111 RC BANNERMAN LEARNING CENT EXPOSITORY PERSUASIVE COMBINED	11 9 20	2.5 2.5 2.5	0 0 0	9 0 0	18 11 0	36 22 0	36 44 0	0 11 0	0 0 0	0 0 0	0 0 0	0 0 0	0 11 0	0 0 0	0 0 0	0 11 0
0252 ORANGE PARK HIGH EXPOSITORY PERSUASIVE COMBINED	303 295 598	3.9 3.8 3.9	0 0 0	0 1 1	1 3 0	2 5 0	13 15 18	15 16 18	39 35 35	14 11 11	9 9 4	4 4 0	<0.5% 0 0	0 0 0	<0.5% 0 0	0 0 0
0311 KEYSTONE HEIGHTS JR-SR HIG EXPOSITORY PERSUASIVE COMBINED	90 85 175	3.7 3.6 3.7	0 0 0	1 0 0	0 5 7	1 7 0	23 21 24	24 19 24	32 33 32	12 11 12	4 5 4	0 0 0	0 0 0	0 0 0	0 0 0	0 0 0
0341 CLAY HIGH SCHOOL EXPOSITORY PERSUASIVE COMBINED	175 185 360	4.0 4.0 4.0	0 0 0	1 0 0	2 2 0	3 2 0	11 14 17	14 14 17	38 39 38	14 15 14	10 9 3	3 4 2	0 0 0	0 1 0	0 0 0	0 1 0
0391 MIDDLEBURG HIGH SCHOOL EXPOSITORY PERSUASIVE COMBINED	198 193 391	3.4 3.3 3.3	3 4 0	4 2 0	4 7 0	6 10 0	24 29 21	12 12 21	28 22 28	9 11 9	1 2 1	1 1 0	0 0 0	1 1 0	1 1 0	1 1 0
10 CLAY COUNTY EXPOSITORY PERSUASIVE COMBINED	777 767 1,544	3.8 3.7 3.7	1 1 0	1 1 0	2 4 0	3 6 0	17 19 17	19 15 19	35 32 35	12 12 12	6 7 2	2 3 0	<0.5% <0.5% 0	<0.5% <0.5% 0	<0.5% <0.5% 0	<0.5% <0.5% 0
STATE EXPOSITORY PERSUASIVE COMBINED	58,666 58,698 117,364	3.6 3.5 3.6	1 1 0	1 1 0	4 6 0	6 7 0	19 21 19	19 16 19	29 32 29	11 8 11	6 5 6	2 1 2	<0.5% <0.5% 0	<0.5% <0.5% 0	<0.5% <0.5% 0	<0.5% <0.5% 0

1998 FLORIDA WRITING ASSESSMENT
 DISTRICT REPORT OF SCHOOL MEANS AND SCORE POINT DISTRIBUTIONS
 GRADE 10
 STANDARD CURRICULUM STUDENTS

District: 11-COLLIER COUNTY

SCHOOL	Number of Students	Mean Score	PERCENT EARNING EACH SCORE POINT											PERCENT UNSCORABLE		
			1.0	1.5	2.0	2.5	3.0	3.5	4.0	4.5	5.0	5.5	6.0	OFF TOPIC	BLANK/ILLEGIBLE	TOTAL UNSCORABLE
0051 EVERGLADES CITY EXPOSITORY PERSUASIVE COMBINED	8 7 15	3.1 2.3 2.7	13 29	0 0	0 29	13 0	38 29	0 0	25 14	13 0	0 0	0 0	0 0	0 0	0 0	0 0
0151 NAPLES HIGH EXPOSITORY PERSUASIVE COMBINED	201 194 395	3.5 3.5 3.5	1 1	2 2	4 7	8 11	23 19	22 16	21 32	12 6	5 5	<0.5% 2	<0.5% 1	0 0	0 0	0 0
0261 LELY HIGH EXPOSITORY PERSUASIVE COMBINED	170 172 342	3.5 3.4 3.5	1 2	2 2	5 6	10 8	19 27	20 16	28 30	7 4	6 3	1 1	1 1	0 0	0 0	0 0
0271 IMMOKALEE HIGH EXPOSITORY PERSUASIVE COMBINED	88 98 186	3.4 3.1 3.3	0 2	1 4	5 9	8 11	24 30	31 23	25 15	6 4	1 0	0 1	0 0	0 0	0 0	0 0
0311 BARRON COLLIER HIGH EXPOSITORY PERSUASIVE COMBINED	237 244 481	3.5 3.3 3.4	1 2	<0.5% 1	1 5	5 9	23 23	14 13	36 30	8 7	4 3	3 1	<0.5% 1	0 0	4 4	4 4
11 COLLIER COUNTY EXPOSITORY PERSUASIVE COMBINED	704 715 1,419	3.5 3.3 3.4	1 2	1 2	3 7	8 10	22 24	20 16	28 29	9 6	4 3	2 1	1 1	0 0	1 1	1 1
STATE EXPOSITORY PERSUASIVE COMBINED	58,666 58,698 117,364	3.6 3.5 3.6	1 1	1 1	4 6	6 7	19 21	19 16	29 32	11 8	6 5	2 1	1 1	<0.5% <0.5%	<0.5% <0.5%	<0.5% 1

RUN DATE: 05/14/98

1998 FLORIDA WRITING ASSESSMENT
DISTRICT REPORT OF SCHOOL MEANS AND SCORE POINT DISTRIBUTIONS
GRADE 10
STANDARD CURRICULUM STUDENTS

District: 12-COLUMBIA COUNTY

SCHOOL	Number of Students	Mean Score	PERCENT EARNING EACH SCORE POINT										PERCENT UNSCORABLE			
			1.0	1.5	2.0	2.5	3.0	3.5	4.0	4.5	5.0	5.5	6.0	OFF TOPIC	BLANK/ILLEGIBLE	TOTAL UNSCORABLE
0011 COLUMBIA HIGH SCHOOL-SOUTH EXPOSITORY PERSUASIVE COMBINED	273	3.1	4	5	7	16	24	15	18	8	1	<0.5%	0	<0.5%	<0.5%	1
	267	3.2	3	2	10	9	27	18	26	3	2	<0.5%	0	<0.5%	<0.5%	
	540	3.2														
12 COLUMBIA COUNTY EXPOSITORY PERSUASIVE COMBINED	273	3.1	4	5	7	16	24	15	18	8	1	<0.5%	0	<0.5%	<0.5%	1
	267	3.2	3	2	10	9	27	18	26	3	2	<0.5%	0	<0.5%	<0.5%	
	540	3.2														
STATE EXPOSITORY PERSUASIVE COMBINED	58,666	3.6	1	1	4	6	19	19	29	11	6	2	1	<0.5%	<0.5%	1
	58,698	3.5	1	1	6	7	21	16	32	8	5	1	1	<0.5%	<0.5%	
	117,364	3.6														

1998 FLORIDA WRITING ASSESSMENT
 DISTRICT REPORT OF SCHOOL MEANS AND SCORE POINT DISTRIBUTIONS
 GRADE 10
 STANDARD CURRICULUM STUDENTS

District: 13-DADE COUNTY

SCHOOL	Number of Students	Mean Score	PERCENT EARNING EACH SCORE POINT												PERCENT UNSCORABLE			
			1.0	1.5	2.0	2.5	3.0	3.5	4.0	4.5	5.0	5.5	6.0	OFF TOPIC	BLANK/ILLEGIBLE	TOTAL UNSCORABLE		
7011 AMERICAN SENIOR HIGH EXPOSITORY PERSUASIVE COMBINED	230 228 458	3.4 3.2 3.3	2 2	3 3	3 10	7 10	22 24	22 18	22 16	32 29	7 2	1 1	1 0	0 0	0 0	1 <0.5%	1 <0.5%	1 <0.5%
7051 G. HOLMES BRADDOCK SR. HIGH EXPOSITORY PERSUASIVE COMBINED	495 487 982	3.5 3.4 3.5	1 1	1 2	5 7	9 8	17 23	24 16	28 31	9 7	4 2	1 1	1 0	0 0	0 0	0 <0.5%	0 <0.5%	0 <0.5%
7071 CORAL GABLES SENIOR HIGH EXPOSITORY PERSUASIVE COMBINED	285 276 561	3.7 3.5 3.6	1 <0.5%	1 0	3 3	7 6	19 23	17 20	30 37	11 6	10 3	1 1	0 0	0 0	0 1	0 1	0 1	0 1
7081 DESIGN & ARCHITECTURAL EXPOSITORY PERSUASIVE COMBINED	64 67 131	4.4 4.2 4.3	0 0	0 0	0 0	0 0	9 7	19 9	11 42	31 24	17 9	6 6	6 3	0 0	0 0	0 0	0 0	0 0
7101 CORAL REEF SENIOR EXPOSITORY PERSUASIVE COMBINED	274 275 549	4.0 3.9 4.0	0 <0.5%	1 <0.5%	<0.5% 3	1 2	12 15	18 13	33 38	17 14	13 8	4 4	1 3	1 3	<0.5% 0	0 0	<0.5% 0	<0.5% 0
7111 HIALEAH SENIOR HIGH EXPOSITORY PERSUASIVE COMBINED	284 307 591	3.4 3.1 3.3	2 5	4 3	5 9	6 8	23 27	22 16	27 24	8 4	3 3	<0.5% 0	0 <0.5%	<0.5% 1	<0.5% 1	<0.5% 1	<0.5% 1	1 1
7131 HIALEAH-MIAMI LAKES SR HIGH EXPOSITORY PERSUASIVE COMBINED	256 256 512	3.5 3.2 3.4	1 3	2 4	5 7	9 10	18 24	20 17	37 28	7 5	1 2	0 0	<0.5% 0	0 0	0 0	0 <0.5%	0 <0.5%	0 <0.5%

RUN DATE: 05/14/98

1998 FLORIDA WRITING ASSESSMENT
DISTRICT REPORT OF SCHOOL MEANS AND SCORE POINT DISTRIBUTIONS
GRADE 10
STANDARD CURRICULUM STUDENTS

District: 13-DADE COUNTY

SCHOOL	Number of Students	Mean Score	PERCENT EARNING EACH SCORE POINT										PERCENT UNSCORABLE			
			1.0	1.5	2.0	2.5	3.0	3.5	4.0	4.5	5.0	5.5	6.0	OFF TOPIC	BLANK/ILLEGIBLE	TOTAL UNSCORABLE
7151 HOMESTEAD SENIOR HIGH EXPOSITORY PERSUASIVE COMBINED	180 185 365	3.9 3.8 3.9	0 0	1 0	3 3	4 6	9 10	14 17	45 42	16 10	7 8	1 1	0 0	0 0	0 0	0 0
7161 MAST ACADEMY EXPOSITORY PERSUASIVE COMBINED	71 65 136	4.4 4.1 4.3	0 0	1 0	0 2	0 0	3 9	8 18	32 34	24 17	18 15	4 3	0 0	0 0	0 0	0 0
7201 MIAMI BEACH SENIOR HIGH EXPOSITORY PERSUASIVE COMBINED	269 257 526	3.7 3.6 3.6	1 1	1 2	4 6	6 5	15 16	20 22	31 30	12 9	8 6	1 <0.5%	0 0	0 0	0 0	0 0
7231 MIAMI CAROL CITY SR HIGH EXPOSITORY PERSUASIVE COMBINED	244 242 486	3.5 3.4 3.4	<0.5% 1	<0.5% 2	3 5	4 7	26 21	22 24	34 31	8 5	2 1	<0.5% 1	0 1	<0.5% 1	<0.5% 2	1 1
7251 MIAMI CENTRAL SENIOR HIGH EXPOSITORY PERSUASIVE COMBINED	302 284 586	3.1 3.3 3.2	1 2	2 2	12 8	13 8	26 29	18 21	22 25	4 4	1 1	<0.5% 0	<0.5% 0	1 0	<0.5% 0	1 1
7254 MIAMI D. MACARTHUR NORTH EXPOSITORY PERSUASIVE COMBINED	14 17 31	1.9 2.0 1.9	29 0	14 29	21 41	29 0	7 24	0 0	0 0	0 0	0 0	0 0	0 0	0 6	0 6	0 6
7271 MIAMI CORAL PARK SR HIGH EXPOSITORY PERSUASIVE COMBINED	357 369 726	3.6 3.4 3.5	1 3	1 2	5 6	5 9	22 21	21 18	29 31	10 7	5 2	1 1	0 0	<0.5% 1	<0.5% 1	1 1

1998 FLORIDA WRITING ASSESSMENT
DISTRICT REPORT OF SCHOOL MEANS AND SCORE POINT DISTRIBUTIONS
GRADE 10
STANDARD CURRICULUM STUDENTS

District: 13-DADE COUNTY

SCHOOL	Number of Students	Mean Score	PERCENT EARNING EACH SCORE POINT										PERCENT UNSCORABLE			
			1.0	1.5	2.0	2.5	3.0	3.5	4.0	4.5	5.0	5.5	6.0	OFF TOPIC	BLANK/ILLEGIBLE	TOTAL UNSCORABLE
7301 MIAMI EDISON SENIOR HIGH EXPOSITORY PERSUASIVE COMBINED	188 163 351	3.1 2.7 2.9	4 4	2 4	6 18	10 17	31 35	28 10	14 10	4 0	1 0	0 0	0 0	0 1	0 0	0 1
7341 MIAMI JACKSON SENIOR HIGH EXPOSITORY PERSUASIVE COMBINED	210 209 419	3.3 3.1 3.2	2 6	2 5	8 10	10 8	20 20	24 16	26 28	5 5	2 3	0 0	0 0	0 1	0 0	0 1
7361 MIAMI KILLIAN SENIOR HIGH EXPOSITORY PERSUASIVE COMBINED	350 350 680	3.7 3.5 3.6	1 1	1 1	4 8	7 6	17 21	15 10	27 33	13 9	11 6	2 2	1 1	1 1	0 0	1 1
7381 MIAMI NORLAND SENIOR HIGH EXPOSITORY PERSUASIVE COMBINED	231 231 462	3.3 3.1 3.2	1 3	4 3	6 8	12 13	20 27	22 13	24 21	6 7	3 2	0 0	0 0	0 2	0 2	0 2
7411 MIAMI NORTHWESTERN SR HIGH EXPOSITORY PERSUASIVE COMBINED	269 267 536	3.4 3.4 3.4	1 1	2 1	7 8	10 8	22 22	22 21	26 28	7 6	2 4	0 0	0 0	0 1	0 1	0 1
7431 MIAMI PALMETTO SENIOR HIGH EXPOSITORY PERSUASIVE COMBINED	249 244 493	4.3 4.0 4.1	0 0	0 0	2 3	3 6	7 12	10 10	28 31	15 21	15 10	7 5	1 1	0 0	0 0	0 0
7461 MIAMI SENIOR HIGH EXPOSITORY PERSUASIVE COMBINED	288 297 585	3.5 3.5 3.5	1 1	1 1	2 5	5 6	22 27	25 18	32 34	8 5	2 3	0 0	0 0	1 0	1 0	1 0

RUN DATE: 05/14/98

1998 FLORIDA WRITING ASSESSMENT
 DISTRICT REPORT OF SCHOOL MEANS AND SCORE POINT DISTRIBUTIONS
 GRADE 10
 STANDARD CURRICULUM STUDENTS

District: 13-DADE COUNTY

SCHOOL	Number of Students	Mean Score	PERCENT EARNING EACH SCORE POINT											PERCENT UNSCORABLE		
			1.0	1.5	2.0	2.5	3.0	3.5	4.0	4.5	5.0	5.5	6.0	OFF TOPIC	BLANK/ILLEGIBLE	TOTAL UNSCORABLE
7511 MIAMI SPRINGS SENIOR HIGH EXPOSITORY PERSUASIVE COMBINED	286	3.5	1	1	3	5	25	21	31	8	3	1	0	0	<0.5%	<0.5%
	291	3.4	2	1	5	6	22	20	32	7	2	1	0	0	<0.5%	<0.5%
	577	3.5														
7531 MIAMI SUNSET SR HIGH EXPOSITORY PERSUASIVE COMBINED	442	3.6	1	1	5	4	17	20	31	11	6	2	1	0	<0.5%	<0.5%
	433	3.5	1	2	6	7	21	18	33	7	4	1	1	0	0	0
	875	3.6														
7541 NORTH MIAMI BEACH SR HIGH EXPOSITORY PERSUASIVE COMBINED	379	3.4	3	2	8	8	20	18	26	7	5	1	1	0	0	0
	402	3.3	3	2	8	9	26	12	26	7	3	1	1	<0.5%	<0.5%	1
	781	3.3														
7591 NORTH MIAMI SENIOR HIGH EXPOSITORY PERSUASIVE COMBINED	294	3.0	5	4	11	14	23	19	18	3	2	0	<0.5%	0	<0.5%	<0.5%
	293	3.0	6	5	9	8	29	12	23	4	2	1	<0.5%	0	1	1
	587	3.0														
7601 WILLIAM TURNER TECH ARTS EXPOSITORY PERSUASIVE COMBINED	237	3.7	0	<0.5%	1	5	16	21	38	13	4	2	0	0	0	0
	236	3.6	1	0	3	5	21	20	40	6	4	<0.5%	0	0	<0.5%	<0.5%
	473	3.7														
7631 MIAMI D. MACARTHUR SOUTH EXPOSITORY PERSUASIVE COMBINED	9	2.3	11	11	33	11	22	11	0	0	0	0	0	0	0	0
	15	2.2	20	0	47	0	20	13	0	0	0	0	0	0	0	0
	24	2.2														
7701 SOUTH DADE SENIOR HIGH EXPOSITORY PERSUASIVE COMBINED	140	3.5	1	3	4	9	24	18	25	9	6	2	1	0	1	1
	130	3.3	1	2	7	8	22	18	35	4	2	0	0	0	2	2
	270	3.4														

RUN DATE: 05/16/98

1998 FLORIDA WRITING ASSESSMENT
 DISTRICT REPORT OF SCHOOL MEANS AND SCORE POINT DISTRIBUTIONS
 GRADE 10
 STANDARD CURRICULUM STUDENTS

District: 13-DADE COUNTY

SCHOOL	Number of Students	Mean Score	PERCENT EARNING EACH SCORE POINT											PERCENT UNSCORABLE		
			1.0	1.5	2.0	2.5	3.0	3.5	4.0	4.5	5.0	5.5	6.0	OFF TOPIC	BLANK/ILLEGIBLE	TOTAL UNSCORABLE
7721 SOUTH MIAMI SENIOR HIGH EXPOSITORY PERSUASIVE COMBINED	227 223 450	3.7 3.6 3.7	2 0	1 <0.5%	2 6	5 5	17 20	19 13	29 36	17 8	5 8	2 2	1 <0.5%	0 1	<0.5% <0.5%	<0.5% 1
7731 MIAMI SOUTHRIDGE SR HIGH EXPOSITORY PERSUASIVE COMBINED	275 269 544	3.7 3.6 3.7	<0.5% 1	1 1	3 3	5 6	19 16	20 19	32 36	12 12	7 4	1 <0.5%	1 0	0 <0.5%	0 0	0 <0.5%
7741 SOUTHWEST MIAMI SENIOR HIGH EXPOSITORY PERSUASIVE COMBINED	308 305 613	3.4 3.3 3.4	3 2	2 2	7 8	8 9	21 23	19 16	26 31	8 4	6 3	1 <0.5%	0 <0.5%	0 0	0 1	<0.5% 1
7751 BARBARA GOLEMAN SENIOR HIGH EXPOSITORY PERSUASIVE COMBINED	381 394 775	3.6 3.4 3.5	1 3	1 2	5 7	4 5	15 18	19 25	35 31	10 6	6 3	2 <0.5%	1 <0.5%	0 0	1 1	1 1
7901 NEW WORLD SCH OF THE ARTS EXPOSITORY PERSUASIVE COMBINED	53 56 109	4.4 4.3 4.3	0 0	0 0	0 0	2 2	2 4	9 11	38 34	19 29	13 16	11 2	6 4	0 0	0 0	0 0
8017 EDUCATIONAL OUTREACH EXPOSITORY PERSUASIVE COMBINED	117 125 242	2.5 2.5 2.5	9 16	6 7	22 22	17 13	20 21	15 7	9 9	1 2	0 2	0 0	0 0	1 0	2 1	3 1
8019 ACADEMY FOR COMMUNITY ED EXPOSITORY PERSUASIVE COMBINED	20 20 40	3.7 3.6 3.6	0 0	0 0	0 5	5 10	15 10	35 25	35 35	10 10	0 5	0 0	0 0	0 0	0 0	0 0

RUN DATE: 05/14/98

**1998 FLORIDA WRITING ASSESSMENT
DISTRICT REPORT OF SCHOOL MEANS AND SCORE POINT DISTRIBUTIONS
GRADE 10
STANDARD CURRICULUM STUDENTS**

District: 13-DADE COUNTY

SCHOOL	Number of Students	Mean Score	PERCENT EARNING EACH SCORE POINT										PERCENT UNSCORABLE			
			1.0	1.5	2.0	2.5	3.0	3.5	4.0	4.5	5.0	5.5	6.0	OFF TOPIC	BLANK/ILLEGIBLE	TOTAL UNSCORABLE
8121 C.O.P.E. CENTER, NORTH EXPOSITORY PERSUASIVE COMBINED	25 28 53	3.1 3.0 3.1	4 4	0 4	4 11	20 11	32 32	24 14	12 25	4 0	0 0	0 0	0 0	0 0	0 0	0 0
8131 C.O.P.E. CENTER, SOUTH EXPOSITORY PERSUASIVE COMBINED	22 18 40	3.6 3.0 3.3	0 0	0 6	5 17	18 17	23 6	32 28	18 0	0 0	0 0	0 0	0 0	0 0	0 0	0 0
8141 JUVENILE JUSTICE CENTER EXPOSITORY PERSUASIVE COMBINED	8 9 17	2.4 2.8 2.6	0 0	25 0	13 11	25 44	38 22	0 11	0 11	0 0	0 0	0 0	0 0	0 0	0 0	0 0
8161 CORPORATE ACADEMY NORTH EXPOSITORY PERSUASIVE COMBINED	24 27 51	3.5 3.6 3.5	0 0	0 0	0 0	8 4	42 33	17 15	21 44	8 4	0 0	4 0	0 0	0 0	0 0	0 0
8171 UM/KNIGHT CENTER EXPOSITORY PERSUASIVE COMBINED	21 21 42	3.6 3.7 3.6	0 0	0 0	0 10	5 0	33 10	14 29	43 24	0 29	5 0	0 0	0 0	0 0	0 0	0 0
8201 CORPORATE ACADEMY SOUTH EXPOSITORY PERSUASIVE COMBINED	13 13 26	3.5 3.0 3.2	0 0	0 0	8 15	8 23	46 23	0 23	15 15	8 0	15 0	0 0	0 0	0 0	0 0	0 0
8911 ROBERT MORGAN VOC TECH EXPOSITORY PERSUASIVE COMBINED	19 18 37	2.9 2.6 2.8	5 11	5 0	16 22	5 22	21 17	37 17	5 11	5 0	0 0	0 0	0 0	0 0	0 0	0 0

1998 FLORIDA WRITING ASSESSMENT
DISTRICT REPORT OF SCHOOL MEANS AND SCORE POINT DISTRIBUTIONS
 GRADE 10
STANDARD CURRICULUM STUDENTS

District: 13-DADE COUNTY

SCHOOL	Number of Students	Mean Score	PERCENT EARNING EACH SCORE POINT										PERCENT UNSCORABLE			
			1.0	1.5	2.0	2.5	3.0	3.5	4.0	4.5	5.0	5.5	6.0	OFF TOPIC	BLANK/ILLEGIBLE	TOTAL UNSCORABLE
13 DADE COUNTY EXPOSITORY PERSUASIVE COMBINED	8,590	3.5	1	2	5	7	19	20	29	10	5	1	1	<0.5%	<0.5%	<0.5%
	8,402	3.4	2	2	7	7	22	17	30	7	4	1	<0.5%	<0.5%	1	
	16,792	3.5														
STATE EXPOSITORY PERSUASIVE COMBINED	58,666	3.6	1	1	4	6	19	19	29	11	6	2	1	<0.5%	<0.5%	<0.5%
	58,698	3.5	1	1	6	7	21	16	32	8	5	1	<0.5%	<0.5%	1	
	117,364	3.6														

RUN DATE: 05/14/98

BEST COPY AVAILABLE

1998 FLORIDA WRITING ASSESSMENT
DISTRICT REPORT OF SCHOOL MEANS AND SCORE POINT DISTRIBUTIONS
 District: 14-DESOTO COUNTY
GRADE 10
STANDARD CURRICULUM STUDENTS

SCHOOL	Number of Students	Mean Score	PERCENT EARNING EACH SCORE POINT										PERCENT UNSCORABLE					
			1.0	1.5	2.0	2.5	3.0	3.5	4.0	4.5	5.0	5.5	6.0	OFF TOPIC	BLANK/ILLEGIBLE	TOTAL UNSCORABLE		
0031 DESOTO COUNTY HIGH SCHOOL																		
EXPOSITORY	102	3.7	0	1	1	2	21	22	32	12	6	1	1	0	2	2	0	
PERSUASIVE	96	3.5	0	0	1	9	30	18	35	5	0	1	0	0	0	0	0	
COMBINED	198	3.6																
14 DESOTO COUNTY																		
EXPOSITORY	102	3.7	0	1	1	2	21	22	32	12	6	1	1	0	2	2	0	
PERSUASIVE	96	3.5	0	0	1	9	30	18	35	5	0	1	0	0	0	0	0	
COMBINED	198	3.6																
STATE																		
EXPOSITORY	58,666	3.6	1	1	4	6	19	19	29	11	6	2	1	<0.5%	<0.5%	<0.5%	1	
PERSUASIVE	58,698	3.5	1	1	6	7	21	16	32	8	5	1	1	<0.5%	<0.5%	<0.5%	1	
COMBINED	117,364	3.5																
100																	101	

1998 FLORIDA WRITING ASSESSMENT
DISTRICT REPORT OF SCHOOL MEANS AND SCORE POINT DISTRIBUTIONS
GRADE 10
STANDARD CURRICULUM STUDENTS

District: 15-DIXIE COUNTY

SCHOOL	Number of Students	Mean Score	PERCENT EARNING EACH SCORE POINT										PERCENT UNSCORABLE					
			1.0	1.5	2.0	2.5	3.0	3.5	4.0	4.5	5.0	5.5	6.0	OFF TOPIC	BLANK/ILLEGIBLE	TOTAL UNSCORABLE		
0021 DIXIE COUNTY HIGH SCHOOL																		
EXPOSITORY	53	3.0	8	2	13	8	32	13	23	2	0	0	0	0	0	0	0	0
PERSUASIVE	56	2.9	4	2	20	9	36	11	20	0	0	0	0	0	0	0	0	0
COMBINED	109	2.9																
15 DIXIE COUNTY																		
EXPOSITORY	53	3.0	8	2	13	8	32	13	23	2	0	0	0	0	0	0	0	0
PERSUASIVE	56	2.9	4	2	20	9	36	11	20	0	0	0	0	0	0	0	0	0
COMBINED	109	2.9																
STATE																		
EXPOSITORY	58,666	3.6	1	1	4	6	19	19	29	11	6	2	1	1	1	1	<0.5%	<0.5%
PERSUASIVE	58,698	3.5	1	1	6	7	21	16	32	8	5	1	1	1	1	1	<0.5%	<0.5%
COMBINED	117,364	3.6																

RUN DATE: 05/14/98

**1998 FLORIDA WRITING ASSESSMENT
DISTRICT REPORT OF SCHOOL MEANS AND SCORE POINT DISTRIBUTIONS
GRADE 10
STANDARD CURRICULUM STUDENTS**

District: 16-DUVAL COUNTY

SCHOOL	Number of Students	Mean Score	PERCENT EARNING EACH SCORE POINT										PERCENT UNSCORABLE			
			1.0	1.5	2.0	2.5	3.0	3.5	4.0	4.5	5.0	5.5	6.0	OFF TOPIC	BLANK/ILLEGIBLE	TOTAL UNSCORABLE
0111 BEULAH BEAL YNG PARENTS CT EXPOSITORY PERSUASIVE COMBINED	8 11 19	3.5 3.5 3.5	0 0 0	0 0 0	0 0 0	25 18 0	0 18 0	50 18 0	0 36 0	25 0 0	0 9 0	0 0 0	0 0 0	0 0 0	0 0 0	0 0 0
0141 GRAND PARK CAREER CENTER EXPOSITORY PERSUASIVE COMBINED	4* 2* 6	2.4														
0331 ROBERT E. LEE HIGH EXPOSITORY PERSUASIVE COMBINED	120 115 235	3.5 3.4 3.5	1 3 3	3 3 3	3 2 3	10 5 0	20 30 21	22 21 0	25 26 0	11 8 0	4 3 0	0 0 0	0 1 0	0 1 0	0 1 0	0 1 0
0351 ANDREW JACKSON HIGH EXPOSITORY PERSUASIVE COMBINED	113 100 213	3.3 3.3 3.3	1 0 0	1 0 0	3 7 0	9 10 0	32 36 31	32 13 31	22 32 22	1 1 1	1 1 1	0 0 0	0 0 0	0 0 0	0 0 0	0 0 0
0381 BALDWIN MIDDLE SENIOR-HIGH EXPOSITORY PERSUASIVE COMBINED	51 45 96	3.7 3.4 3.6	0 0 0	0 0 0	0 7 0	2 7 0	20 27 25	27 27 25	43 33 43	4 0 0	4 0 0	0 0 0	0 0 0	0 0 0	0 0 0	0 0 0
0391 GATEWAY COMMUNITY SERV EXPOSITORY PERSUASIVE COMBINED	2* 5* 7	3.3														
0401 JACKSONVILLE YOUTH CENTER EXPOSITORY PERSUASIVE COMBINED	1* 2* 3*															

* No data are reported when less than six students were tested.

**1998 FLORIDA WRITING ASSESSMENT
DISTRICT REPORT OF SCHOOL MEANS AND SCORE POINT DISTRIBUTIONS
GRADE 10
STANDARD CURRICULUM STUDENTS**

District: 16-DUVAL COUNTY

SCHOOL	Number of Students	Mean Score	PERCENT EARNING EACH SCORE POINT										PERCENT UNSCORABLE						
			1.0	1.5	2.0	2.5	3.0	3.5	4.0	4.5	5.0	5.5	6.0	OFF TOPIC	BLANK/ILLEGIBLE	TOTAL UNSCORABLE			
0811 PACE CENTER FOR GIRLS EXPOSITORY PERSUASIVE COMBINED	3* 2* 5*																		
0861 TERRY PARKER HIGH EXPOSITORY PERSUASIVE COMBINED	180 190 370	3.7 3.5 3.6	1 3	1 2	3 6	3 6	18 21	17 19	41 28	11 9	5 4	1 3	0 1	1 0	0 0	0 0	1 0		
0901 ENGLEWOOD HIGH EXPOSITORY PERSUASIVE COMBINED	110 115 225	3.6 3.4 3.5	1 3	4 1	4 10	6 2	16 17	24 21	27 33	10 8	5 4	2 1	0 0	0 1	0 0	0 0	0 1		
0961 JEAN RIBAUT HIGH EXPOSITORY PERSUASIVE COMBINED	131 118 249	3.4 3.1 3.3	4 2	1 1	2 11	8 7	25 34	24 25	31 19	5 0	2 1	0 0	0 0	0 0	0 1	0 1	0 1		
1073 SCHOOL OF THE ARTS EXPOSITORY PERSUASIVE COMBINED	106 111 217	3.9 3.8 3.8	1 1	1 0	3 5	4 5	14 12	19 23	25 30	16 11	9 10	7 0	1 4	0 0	0 0	0 0	0 0		
1531 STANTON COLLEGE PREPARATOR EXPOSITORY PERSUASIVE COMBINED	152 157 309	4.7 4.3 4.5	0 0	0 0	0 1	0 1	2 9	9 8	28 34	19 17	13 20	18 9	11 3	0 0	0 0	0 0	0 0		
1651 WILLIAM M. RAINES HIGH EXPOSITORY PERSUASIVE COMBINED	152 142 294	3.4 3.4 3.4	2 1	1 0	4 4	6 11	28 25	26 21	24 32	5 4	2 1	1 0	0 0	0 0	1 0	1 0	1 0		

* No data are reported when less than six students were tested.

RUN DATE: 05/14/98

BEST COPY AVAILABLE



**1998 FLORIDA WRITING ASSESSMENT
DISTRICT REPORT OF SCHOOL MEANS AND SCORE POINT DISTRIBUTIONS
GRADE 10
STANDARD CURRICULUM STUDENTS**

District: 16-DUVAL COUNTY

SCHOOL	Number of Students	Mean Score	PERCENT EARNING EACH SCORE POINT													PERCENT UNSCORABLE										
			1.0	1.5	2.0	2.5	3.0	3.5	4.0	4.5	5.0	5.5	6.0	OFF TOPIC	BLANK/ILLEGIBLE	TOTAL UNSCORABLE										
			1761 JUVENILE DETENTION CENTER	5* 4* 9	2.4																					
1811 HOSPITAL AND HOMEBOUND	1* 0* 1*																									
2231 DUNCAN U. FLETCHER HIGH	215	3.8	<0.5%	1	3	5	14	17	31	14	11	3	<0.5%	0	<0.5%	<0.5%										
EXPOSITORY	223	3.6	1	<0.5%	4	4	25	15	32	8	7	2	<0.5%	0	1	1										
PERSUASIVE	438	3.7																								
COMBINED																										
2241 SAMUEL W. WOLFSON HIGH	190	3.6	2	2	2	6	19	26	23	9	6	2	1	0	2	1										
EXPOSITORY	200	3.6	1	1	6	9	14	17	29	13	9	2	1	0	1	1										
PERSUASIVE	390	3.6																								
COMBINED																										
2371 SANDALWOOD HIGH	251	3.9	0	1	2	4	14	19	31	16	8	5	<0.5%	0	0	0										
EXPOSITORY	251	3.5	0	<0.5%	3	7	28	15	35	8	2	1	<0.5%	0	<0.5%	<0.5%										
PERSUASIVE	502	3.7																								
COMBINED																										
2411 NATHAN B. FORREST HIGH	178	3.3	2	3	6	15	19	13	18	16	3	2	1	1	1	1										
EXPOSITORY	169	3.2	1	1	9	14	28	16	18	9	2	0	0	1	1	2										
PERSUASIVE	347	3.3																								
COMBINED																										
2481 EDWARD H. WHITE HIGH	160	3.6	1	2	4	6	10	27	36	10	4	1	1	0	0	0										
EXPOSITORY	159	3.4	0	0	8	5	31	15	34	6	0	0	1	0	0	0										
PERSUASIVE	319	3.5																								
COMBINED																										

* No data are reported when less than six students were tested.

**1998 FLORIDA WRITING ASSESSMENT
DISTRICT REPORT OF SCHOOL MEANS AND SCORE POINT DISTRIBUTIONS
GRADE 10
STANDARD CURRICULUM STUDENTS**

District: 16-DUVAL COUNTY

SCHOOL	Number of Students	Mean Score	PERCENT EARNING EACH SCORE POINT										PERCENT UNSCORABLE									
			1.0	1.5	2.0	2.5	3.0	3.5	4.0	4.5	5.0	5.5	6.0	OFF TOPIC	BLANK/ILLEGIBLE	TOTAL UNSCORABLE						
2601 MANDARIN HIGH EXPOSITORY 213 PERSUASIVE 421 COMBINED	208 213 421	4.1 3.9 4.0	0 <0.5%	<0.5%	0	1	1	1	12	16	34	15	12	4	3	0	0	0	<0.5%	0	<0.5%	
2651 FIRST COAST HIGH EXPOSITORY 169 PERSUASIVE 331 COMBINED	162 169 331	3.7 3.5 3.6	0	0	1	4	4	20	31	35	33	10	5	0	1	1	0	0	0	0	1	1
2751 SOUTHSIDE SKILLS CENTER EXPOSITORY 20 PERSUASIVE 40 COMBINED	20 20 40	2.7 2.7 2.7	15	0	15	25	10	25	45	5	0	5	0	0	0	0	0	0	0	0	0	0
2801 FRANK H. PETERSON ACADEMIE EXPOSITORY 26 PERSUASIVE 54 COMBINED	26 28 54	3.5 3.5 3.5	4	4	0	4	0	23	29	19	39	12	4	0	0	0	0	0	0	0	0	0
2851 A PHILIP RANDOLPH ACADEMIE EXPOSITORY 15 PERSUASIVE 30 COMBINED	15 15 30	3.1 3.2 3.1	7	0	20	7	0	27	53	20	27	7	0	0	0	0	0	0	0	0	0	0
16 DUVAL COUNTY EXPOSITORY 2,564 PERSUASIVE 5,150 COMBINED	2,564 2,566 5,150	3.7 3.5 3.6	1	1	3	6	6	17	24	29	31	11	6	3	1	<0.5%	<0.5%	<0.5%	<0.5%	<0.5%	1	1
STATE EXPOSITORY 58,666 PERSUASIVE 58,698 COMBINED 117,364	58,666 58,698 117,364	3.6 3.5 3.6	1	1	4	6	7	19	21	29	32	11	6	2	1	<0.5%	<0.5%	<0.5%	<0.5%	<0.5%	1	1

RUN DATE: 05/14/98

1998 FLORIDA WRITING ASSESSMENT
DISTRICT REPORT OF SCHOOL MEANS AND SCORE POINT DISTRIBUTIONS
GRADE 10
STANDARD CURRICULUM STUDENTS

District: 17-ESCAMBIA COUNTY

SCHOOL	Number of Students	Mean Score	PERCENT EARNING EACH SCORE POINT													PERCENT UNSCORABLE		
			1.0	1.5	2.0	2.5	3.0	3.5	4.0	4.5	5.0	5.5	6.0	OFF TOPIC	BLANK/ILLEGIBLE	TOTAL UNSCORABLE		
0281 ESCAMBIA HIGH EXPOSITORY PERSUASIVE COMBINED	174 159 333	3.4 3.1 3.3	0 2	1 2	5 7	10 12	32 32	15 18	30 21	5 3	3 1	0 0	0 0	0 2	0 2	0 2		
0411 PENSACOLA HIGH EXPOSITORY PERSUASIVE COMBINED	167 163 330	3.6 3.5 3.6	1 2	4 2	7 15	8 4	19 21	13 9	19 25	16 10	8 6	4 4	3 2	0 0	0 1	0 1		
0521 J. M. TATE SR. HIGH SCHOOL EXPOSITORY PERSUASIVE COMBINED	229 228 457	3.5 3.3 3.4	1 1	1 2	5 9	7 9	21 27	23 17	29 29	7 5	4 1	1 0	0 0	0 0	0 0	0 0		
0851 W. J. WOODHAM HIGH EXPOSITORY PERSUASIVE COMBINED	161 158 319	3.4 3.3 3.3	1 0	2 0	9 14	10 13	16 23	23 12	24 32	9 4	4 1	1 0	0 1	1 0	1 0	1 0		
0862 PINE FOREST HIGH EXPOSITORY PERSUASIVE COMBINED	175 171 346	4.0 3.8 3.9	1 1	1 1	2 1	3 2	8 20	17 14	37 40	18 12	8 6	3 2	2 1	0 0	0 0	0 0		
0866 BEGGS EDUCATIONAL CENTER EXPOSITORY PERSUASIVE COMBINED	17 16 33	2.7 2.3 2.5	6 25	12 13	12 19	24 6	12 19	24 6	12 13	0 0	0 0	0 0	0 0	0 0	0 0	0 0		
0951 WASHINGTON SR. HIGH EXPOSITORY PERSUASIVE COMBINED	193 192 385	3.3 3.1 3.2	2 3	5 1	8 10	8 11	23 33	18 11	28 22	6 3	4 2	1 0	0 0	0 2	1 2	1 2		

1998 FLORIDA WRITING ASSESSMENT
DISTRICT REPORT OF SCHOOL MEANS AND SCORE POINT DISTRIBUTIONS
 GRADE 10
STANDARD CURRICULUM STUDENTS

District: 17-ESCAMBIA COUNTY

SCHOOL	Number of Students	Mean Score	PERCENT EARNING EACH SCORE POINT										PERCENT UNSCORABLE							
			1.0	1.5	2.0	2.5	3.0	3.5	4.0	4.5	5.0	5.5	6.0	OFF TOPIC	BLANK/ILLEGIBLE	TOTAL UNSCORABLE				
			0961 PENSACOLA BOY'S BASE EXPOSITORY PERSUASIVE COMBINED	1* 2* 3*																
1231 NORTHVIEW HIGH SCHOOL EXPOSITORY PERSUASIVE COMBINED	52 47 99	3.3 3.2 3.3	2 0	2 4	6 13	13 9	23 19	21 19	23 30	6 2	2 0	2 0	0 0	0 0	0 2	0 2	0 2	0 2	0 2	
2019 ESCAMBIA BAY MARINE INSTIT EXPOSITORY PERSUASIVE COMBINED	3* 4* 7	2.6																		
2033 MOVING FORWARD EXPOSITORY PERSUASIVE COMBINED	3* 2* 5*																			
2034 PACE EXPOSITORY PERSUASIVE COMBINED	5* 6 11	2.9 3.0	0	0	0	50	33	0	17	0	0	0	0	0	0	0	0	0	0	0
2036 DAART EXPOSITORY PERSUASIVE COMBINED	1* 0* 1*																			
2081 PIC CHARTER SCHOOL EXPOSITORY PERSUASIVE COMBINED	15 17 32	1.6 1.8 1.7	20 18	33 12	33 65	0 6	0 0	7 0	0 0	0 0	0 0	0 0	0 0	0 0	0 0	0 0	7 0	0 0	7 0	0 0

* No data are reported when less than six students were tested.

RUN DATE: 05/14/98

BEST COPY AVAILABLE

**1998 FLORIDA WRITING ASSESSMENT
DISTRICT REPORT OF SCHOOL MEANS AND SCORE POINT DISTRIBUTIONS
GRADE 10
STANDARD CURRICULUM STUDENTS**

District: 17-ESCAMBIA COUNTY

SCHOOL	Number of Students	Mean Score	PERCENT EARNING EACH SCORE POINT										PERCENT UNSCORABLE				
			1.0	1.5	2.0	2.5	3.0	3.5	4.0	4.5	5.0	5.5	6.0	OFF TOPIC	BLANK/ILLEGIBLE	TOTAL UNSCORABLE	
17 ESCAMBIA COUNTY EXPOSITORY PERSUASIVE COMBINED	1,196	3.5	1	3	6	8	20	18	27	9	5	2	1	1	<0.5%	<0.5%	<0.5%
	1,165	3.3	2	2	10	9	25	13	27	6	2	2	1	<0.5%	<0.5%	1	
	2,361	3.4															
STATE EXPOSITORY PERSUASIVE COMBINED	58,666	3.6	1	1	4	6	19	19	29	11	6	2	1	1	<0.5%	<0.5%	<0.5%
	58,698	3.5	1	1	6	7	21	16	32	8	5	1	1	<0.5%	<0.5%	1	
	117,364	3.6															
116																117	

BEST COPY AVAILABLE

RUN DATE: 05/14/98

1998 FLORIDA WRITING ASSESSMENT
 DISTRICT REPORT OF SCHOOL MEANS AND SCORE POINT DISTRIBUTIONS
 District: 18-FLAGLER COUNTY GRADE 10
 STANDARD CURRICULUM STUDENTS

SCHOOL	Number of Students	Mean Score	PERCENT EARNING EACH SCORE POINT											PERCENT UNSCORABLE		
			1.0	1.5	2.0	2.5	3.0	3.5	4.0	4.5	5.0	5.5	6.0	OFF TOPIC	BLANK/ILLEGIBLE	TOTAL UNSCORABLE
0091 FLAGLER-PALM COAST HIGH EXPOSITORY PERSUASIVE COMBINED	177	3.4	3	1	7	11	21	15	27	9	2	3	0	1	0	1
	187	3.3	1	5	9	10	24	9	25	6	9	2	0	0	1	1
	364	3.4														
18 FLAGLER COUNTY EXPOSITORY PERSUASIVE COMBINED	177	3.4	3	1	7	11	21	15	27	9	2	3	0	1	0	1
	187	3.3	1	5	9	10	24	9	25	6	9	2	0	0	1	1
	364	3.4														
STATE EXPOSITORY PERSUASIVE COMBINED	58,666	3.6	1	1	4	6	19	19	29	11	6	2	1	<0.5%	<0.5%	<0.5%
	58,698	3.5	1	1	6	7	21	16	32	8	5	1	1	<0.5%	<0.5%	1
	117,364	3.6														

RUN DATE: 05/14/98

1998 FLORIDA WRITING ASSESSMENT
DISTRICT REPORT OF SCHOOL MEANS AND SCORE POINT DISTRIBUTIONS
GRADE 10
STANDARD CURRICULUM STUDENTS

District: 19-FRANKLIN COUNTY

SCHOOL	Number of Students	Mean Score	PERCENT EARNING EACH SCORE POINT										PERCENT UNSCORABLE			
			1.0	1.5	2.0	2.5	3.0	3.5	4.0	4.5	5.0	5.5	6.0	OFF TOPIC	BLANK/ILLEGIBLE	TOTAL UNSCORABLE
0041 APALACHICOLA HIGH EXPOSITORY PERSUASIVE COMBINED	23 21 44	3.5 3.0 3.3	0 5	0 0	17 14	4 10	4 33	4 29	30 14	22 24	17 0	4 0	0 0	0 0	0 0	0 0
0091 CARRABELLE HIGH EXPOSITORY PERSUASIVE COMBINED	17 21 38	3.2 3.4 3.3	0 0	0 0	18 5	18 10	29 24	12 29	12 29	6 0	0 5	0 0	0 0	0 0	0 0	0 0
19 FRANKLIN COUNTY EXPOSITORY PERSUASIVE COMBINED	40 42 82	3.4 3.2 3.3	0 2	0 0	18 10	10 10	15 29	23 21	18 26	13 0	3 2	0 0	0 0	0 0	0 0	0 0
STATE EXPOSITORY PERSUASIVE COMBINED	58,666 58,698 117,364	3.6 3.5 3.6	1 1	1 1	4 6	6 7	19 21	19 16	29 32	11 8	6 5	2 1	1 1	<0.5% <0.5%	<0.5% <0.5%	1 1
120																121

**1998 FLORIDA WRITING ASSESSMENT
DISTRICT REPORT OF SCHOOL MEANS AND SCORE POINT DISTRIBUTIONS
GRADE 10
STANDARD CURRICULUM STUDENTS**

District: 20-GADSDEN COUNTY

SCHOOL	Number of Students	Mean Score	PERCENT EARNING EACH SCORE POINT										PERCENT UNSCORABLE			
			1.0	1.5	2.0	2.5	3.0	3.5	4.0	4.5	5.0	5.5	6.0	OFF TOPIC	BLANK/ILLEGIBLE	TOTAL UNSCORABLE
0021 CHATTahoochee HIGH EXPOSITORY PERSUASIVE COMBINED	19 21 40	3.2 3.2 3.2	0 0	0 5	11 14	5 0	47 19	21 43	11 19	5 0	0 0	0 0	0 0	0 0	0 0	0 0
0051 GREENSBORO HIGH EXPOSITORY PERSUASIVE COMBINED	31 29 60	3.2 3.3 3.2	0 0	6 0	10 7	10 14	23 28	16 28	29 21	6 3	0 0	0 0	0 0	0 0	0 0	0 0
0081 HAVANA NORTHSIDE HIGH SCHL EXPOSITORY PERSUASIVE COMBINED	50 54 104	3.4 3.3 3.3	2 0	2 0	2 11	2 4	42 33	12 20	34 30	2 2	2 0	0 0	0 0	0 0	0 0	0 0
0101 QUINCY EDUCATIONAL CENTER EXPOSITORY PERSUASIVE COMBINED	6 7 13	3.4 2.9 3.2	0 0	0 14	0 14	33 0	33 43	0 0	0 29	17 0	0 0	0 0	0 0	0 0	0 0	0 0
0211 JAMES A. SHANKS HIGH EXPOSITORY PERSUASIVE COMBINED	131 141 272	3.0 2.9 2.9	0 2	4 5	15 18	11 13	34 34	21 12	11 15	3 1	0 0	0 0	0 0	0 0	0 0	0 0
0245 GADSDEN TECHNICAL INSTITUT EXPOSITORY PERSUASIVE COMBINED	9 5* 14	2.4 2.3	0 0	0 0	44 0	22 0	33 0	0 0	0 0	0 0	0 0	0 0	0 0	0 0	0 0	0 0

* No data are reported when less than six students were tested.

RUN DATE: 05/14/98

**1998 FLORIDA WRITING ASSESSMENT
DISTRICT REPORT OF SCHOOL MEANS AND SCORE POINT DISTRIBUTIONS
GRADE 10
STANDARD CURRICULUM STUDENTS**

District: 20-GADSDEN COUNTY

SCHOOL	Number of Students	Mean Score	PERCENT EARNING EACH SCORE POINT										PERCENT UNSCORABLE			
			1.0	1.5	2.0	2.5	3.0	3.5	4.0	4.5	5.0	5.5	6.0	OFF TOPIC	BLANK/ILLEGIBLE	TOTAL UNSCORABLE
20 GADSDEN COUNTY EXPOSITORY PERSUASIVE COMBINED	246	3.1	<0.5%	3	12	10	35	17	17	4	1	0	0	0	0	0
	257	3.0	2	4	16	9	32	18	19	1	0	0	0	0	0	0
	503	3.1														
STATE EXPOSITORY PERSUASIVE COMBINED	58,666	3.6	1	1	4	6	19	19	29	11	6	2	1	1	<0.5%	<0.5%
	58,698	3.5	1	1	6	7	21	16	32	8	5	1	1	1	<0.5%	<0.5%
	117,364	3.6														
124																125

RUN DATE: 05/14/98

1998 FLORIDA WRITING ASSESSMENT
DISTRICT REPORT OF SCHOOL MEANS AND SCORE POINT DISTRIBUTIONS
 GRADE 10
STANDARD CURRICULUM STUDENTS

District: 21-GILCHRIST COUNTY

SCHOOL	Number of Students	Mean Score	PERCENT EARNING EACH SCORE POINT													PERCENT UNSCORABLE		
			1.0	1.5	2.0	2.5	3.0	3.5	4.0	4.5	5.0	5.5	6.0	OFF TOPIC	BLANK/ILLEGIBLE	TOTAL UNSCORABLE		
0021 TRENTON HIGH EXPOSITORY PERSUASIVE COMBINED	46 47 93	4.0 3.5 3.7	0 0 0	0 0 0	2 6 9	0 9 9	11 34 34	17 6 6	48 32 32	2 9 9	20 4 4	0 0 0	0 0 0	0 0 0	0 0 0	0 0 0		
0031 BELL HIGH EXPOSITORY PERSUASIVE COMBINED	43 42 85	3.4 3.5 3.4	0 0 0	0 0 0	7 0 0	2 10 10	35 29 29	21 21 21	35 38 38	0 2 2	0 0 0	0 0 0	0 0 0	0 0 0	0 0 0	0 0 0		
21 GILCHRIST COUNTY EXPOSITORY PERSUASIVE COMBINED	89 89 178	3.7 3.5 3.6	0 0 0	0 0 0	4 3 3	1 9 9	22 31 31	19 13 13	42 35 35	1 6 6	10 2 2	0 0 0	0 0 0	0 0 0	0 0 0	0 0 0		
STATE EXPOSITORY PERSUASIVE COMBINED	58,666 58,698 117,364	3.6 3.5 3.6	1 1 1	1 1 1	4 6 7	6 7 7	19 21 21	19 16 16	29 32 32	11 8 8	6 5 5	2 1 1	1 1 1	<0.5% <0.5% <0.5%	<0.5% <0.5% <0.5%	<0.5% 1 1		

RUN DATE: 05/14/98

1998 FLORIDA WRITING ASSESSMENT
 DISTRICT REPORT OF SCHOOL MEANS AND SCORE POINT DISTRIBUTIONS
 GRADE 10
 STANDARD CURRICULUM STUDENTS

District: 22-GLADES COUNTY

SCHOOL	Number of Students	Mean Score	PERCENT EARNING EACH SCORE POINT											PERCENT UNSCORABLE		
			1.0	1.5	2.0	2.5	3.0	3.5	4.0	4.5	5.0	5.5	6.0	OFF TOPIC	BLANK/ILLEGIBLE	TOTAL UNSCORABLE
0021 MOORE HAVEN JR-SR HIGH SCH EXPOSITORY PERSUASIVE COMBINED	27 27 54	3.8 3.4 3.6	0 0	0 0	4 0	4 4	11 26	19 33	44 26	19 4	0 4	0 0	0 0	0 0	0 4	0 4
22 GLADES COUNTY EXPOSITORY PERSUASIVE COMBINED	27 27 54	3.8 3.4 3.6	0 0	0 0	4 0	4 4	11 26	19 33	44 26	19 4	0 4	0 0	0 0	0 0	0 4	0 4
STATE EXPOSITORY PERSUASIVE COMBINED	58,666 58,698 117,364	3.6 3.5 3.6	1 1	1 1	4 6	6 7	19 21	19 16	29 32	11 8	6 5	2 1	1 1	<0.5% <0.5%	<0.5% <0.5%	<0.5% 1
128																129

1998 FLORIDA WRITING ASSESSMENT
DISTRICT REPORT OF SCHOOL MEANS AND SCORE POINT DISTRIBUTIONS
 GRADE 10
STANDARD CURRICULUM STUDENTS

District: 23-GULF COUNTY

SCHOOL	Number of Students	Mean Score	PERCENT EARNING EACH SCORE POINT											PERCENT UNSCORABLE		
			1.0	1.5	2.0	2.5	3.0	3.5	4.0	4.5	5.0	5.5	6.0	OFF TOPIC	BLANK/ILLEGIBLE	TOTAL UNSCORABLE
0061 PORT ST JOE JR-SR HIGH EXPOSITORY PERSUASIVE COMBINED	37 39 76	3.2 3.0 3.1	0 0	0 5	14 13	14 18	22 28	27 8	22 26	3 3	0 0	0 0	0 0	0 0	0 0	0 0
0081 WEHAHITCHKA JR.-SR. HIGH EXPOSITORY PERSUASIVE COMBINED	24 27 51	3.3 3.1 3.2	0 0	4 0	8 15	4 19	21 19	33 26	25 22	4 0	0 0	0 0	0 0	0 0	0 0	0 0
0141 GULF COUNTY ADULT SCHOOL EXPOSITORY PERSUASIVE COMBINED	2* 1* 5*															
23 GULF COUNTY EXPOSITORY PERSUASIVE COMBINED	63 67 130	3.2 3.1 3.1	0 0	2 3	11 15	13 18	21 24	29 15	22 24	3 1	0 0	0 0	0 0	0 0	0 0	0 0
STATE EXPOSITORY PERSUASIVE COMBINED	58,666 58,698 117,364	3.6 3.5 3.6	1 1	1 1	4 6	6 7	19 21	19 16	29 32	11 8	6 5	2 1	1 1	<0.5% <0.5%	<0.5% <0.5%	1 1

* No data are reported when less than six students were tested.

RUN DATE: 05/14/98

1998 FLORIDA WRITING ASSESSMENT
 DISTRICT REPORT OF SCHOOL MEANS AND SCORE POINT DISTRIBUTIONS
 District: 24-HAMILTON COUNTY
 GRADE 10
 STANDARD CURRICULUM STUDENTS

SCHOOL	Number of Students	Mean Score	PERCENT EARNING EACH SCORE POINT											PERCENT UNSCORABLE		
			1.0	1.5	2.0	2.5	3.0	3.5	4.0	4.5	5.0	5.5	6.0	OFF TOPIC	BLANK/ILLEGIBLE	TOTAL UNSCORABLE
0032 HAMILTON COUNTY H S COMPLE EXPOSITORY PERSUASIVE COMBINED	57 59 116	3.2 3.2 3.2	0 2	2 2	2 10	23 10	26 32	18 14	28 29	0 2	2 0	0 0	0 0	0 0	0 0	0 0
24 HAMILTON COUNTY EXPOSITORY PERSUASIVE COMBINED	57 59 116	3.2 3.2 3.2	0 2	2 2	2 10	23 10	26 32	18 14	28 29	0 2	2 0	0 0	0 0	0 0	0 0	0 0
STATE EXPOSITORY PERSUASIVE COMBINED	58,666 58,698 117,364	3.6 3.5 3.6	1 1	1 1	4 6	6 7	19 21	19 16	29 32	11 8	6 5	2 1	1 1	<0.5% <0.5%	<0.5% <0.5%	<0.5% 1
132																133

1998 FLORIDA WRITING ASSESSMENT
 DISTRICT REPORT OF SCHOOL MEANS AND SCORE POINT DISTRIBUTIONS
 GRADE 10
 STANDARD CURRICULUM STUDENTS

District: 25-HARDEE COUNTY

SCHOOL	Number of Students	Mean Score	PERCENT EARNING EACH SCORE POINT										PERCENT UNSCORABLE					
			1.0	1.5	2.0	2.5	3.0	3.5	4.0	4.5	5.0	5.5	6.0	OFF TOPIC	BLANK/ILLEGIBLE	TOTAL UNSCORABLE		
0021 HARDEE SENIOR HIGH SCHOOL																		
EXPOSITORY	140	3.6	0	2	2	3	20	25	36	9	2	1	0	0	0	0	0	0
PERSUASIVE	135	3.6	1	1	2	7	17	17	49	5	1	0	0	0	0	0	0	0
COMBINED	275	3.6																
0081 P. C. A.																		
EXPOSITORY	1*																	
PERSUASIVE	0*																	
COMBINED	1*																	
25 HARDEE COUNTY																		
EXPOSITORY	141	3.6	0	2	2	3	21	25	35	9	2	1	0	0	0	0	0	0
PERSUASIVE	135	3.6	1	1	2	7	17	17	49	5	1	0	0	0	0	0	0	0
COMBINED	276	3.6																
STATE																		
EXPOSITORY	58,666	3.6	1	1	4	6	19	19	29	11	6	2	1	<0.5%	<0.5%	<0.5%	<0.5%	1
PERSUASIVE	58,698	3.5	1	1	6	7	21	16	32	8	5	1	1	<0.5%	<0.5%	<0.5%	<0.5%	1
COMBINED	117,364	3.6																

* No data are reported when less than six students were tested.

RUN DATE: 05/14/98

**1998 FLORIDA WRITING ASSESSMENT
DISTRICT REPORT OF SCHOOL MEANS AND SCORE POINT DISTRIBUTIONS
GRADE 10
STANDARD CURRICULUM STUDENTS**

District: 26-HENDRY COUNTY

SCHOOL	Number of Students	Mean Score	PERCENT EARNING EACH SCORE POINT													PERCENT UNSCORABLE		
			1.0	1.5	2.0	2.5	3.0	3.5	4.0	4.5	5.0	5.5	6.0	OFF TOPIC	BLANK/ILLEGIBLE	TOTAL UNSCORABLE		
0181 LABELLE HIGH SCHOOL	83	3.6	2	0	4	5	18	22	37	6	6	0	0	0	0	0	0	
EXPOSITORY	82	3.3	1	2	5	9	27	20	33	2	0	0	0	0	0	1	1	
PERSUASIVE	165	3.4																
0201 CLEWISTON HIGH SCHOOL	86	3.3	2	0	12	3	34	10	29	6	1	0	0	0	1	1	1	
EXPOSITORY	92	3.5	2	0	3	3	25	17	41	5	1	0	1	0	0	0	0	
PERSUASIVE	178	3.4																
0301 CLEWISTON YOUTH DEV ACADEM	2*																	
EXPOSITORY	2*																	
PERSUASIVE	4*																	
0401 LABELLE YOUTH DEV. ACADEMY	0*																	
EXPOSITORY	1*																	
PERSUASIVE	1*																	
0401 HENDRY COUNTY	171	3.4	2	0	8	5	26	16	33	6	4	1	0	0	1	1	1	
EXPOSITORY	177	3.4	2	1	5	7	25	18	37	4	1	0	1	0	1	1	1	
PERSUASIVE	348	3.4																
0401 STATE	58,666	3.6	1	1	4	6	19	19	29	11	6	2	1	1	<0.5%	<0.5%	<0.5%	
EXPOSITORY	58,698	3.5	1	1	6	7	21	16	32	8	5	1	1	1	<0.5%	<0.5%	1	
PERSUASIVE	117,364	3.6																
COMBINED																		
136																	137	

* No data are reported when less than six students were tested.

1998 FLORIDA WRITING ASSESSMENT
DISTRICT REPORT OF SCHOOL MEANS AND SCORE POINT DISTRIBUTIONS
 District: 27-HERNANDO COUNTY **GRADE 10**
STANDARD CURRICULUM STUDENTS

SCHOOL	Number of Students	Mean Score	PERCENT EARNING EACH SCORE POINT													PERCENT UNSCORABLE		
			1.0	1.5	2.0	2.5	3.0	3.5	4.0	4.5	5.0	5.5	6.0	OFF TOPIC	BLANK/ILLEGIBLE	TOTAL UNSCORABLE		
0051 HERNANDO HIGH SCHOOL EXPOSITORY PERSUASIVE COMBINED	121 127 248	3.6 3.4 3.5	0 0	0 2	2 6	3 8	23 30	33 20	34 28	2 6	3 2	0 0	0 0	0 0	0 0	0 0	0 0	
0181 F W SPRINGSSTEAD HIGH SCHL EXPOSITORY PERSUASIVE COMBINED	185 176 361	3.6 3.5 3.5	1 2	1 2	4 4	8 8	19 23	26 13	22 32	12 11	4 3	3 1	0 0	0 0	0 0	0 0	0 0	
0251 CENTRAL HIGH SCHOOL EXPOSITORY PERSUASIVE COMBINED	115 119 234	3.2 3.3 3.3	0 0	2 2	10 13	10 7	33 23	22 18	16 29	4 5	3 2	0 1	0 0	0 0	0 0	0 0	0 0	
27 HERNANDO COUNTY EXPOSITORY PERSUASIVE COMBINED	421 422 843	3.5 3.4 3.4	<0.5% 1	1 2	5 7	7 8	24 25	27 17	24 30	7 8	4 3	1 <0.5%	0 0	0 0	0 0	0 0	0 0	
STATE EXPOSITORY PERSUASIVE COMBINED	58,666 58,698 117,364	3.6 3.5 3.6	1 1	1 1	4 6	6 7	19 21	19 16	29 32	11 8	6 5	2 1	1 1	<0.5% <0.5%	<0.5% <0.5%	<0.5% 1	<0.5% 1	

RUN DATE: 05/14/98

1998 FLORIDA WRITING ASSESSMENT
 DISTRICT REPORT OF SCHOOL MEANS AND SCORE POINT DISTRIBUTIONS
 GRADE 10
 STANDARD CURRICULUM STUDENTS

District: 28-HIGHLANDS COUNTY

SCHOOL	Number of Students	Mean Score	PERCENT EARNING EACH SCORE POINT										PERCENT UNSCORABLE		
			1.0	1.5	2.0	2.5	3.0	3.5	4.0	4.5	5.0	5.5	6.0	OFF TOPIC	BLANK/ILLEGIBLE
0221 SEBRING HIGH SCHOOL EXPOSITORY PERSUASIVE COMBINED	133 138 271	3.8 3.4 3.6	2 1	0 2	5 9	3 9	13 18	20 15	35 37	14 8	4 1	2 0	0 0	0 0	0 0
0231 AVON PARK HIGH SCHOOL EXPOSITORY PERSUASIVE COMBINED	75 65 138	3.4 3.4 3.4	4 0	4 0	4 14	7 8	23 20	16 23	27 26	10 5	3 3	0 2	0 0	0 0	0 0
0251 LAKE PLACID SENIOR HIGH SC EXPOSITORY PERSUASIVE COMBINED	57 61 118	3.3 3.3 3.3	0 2	0 0	11 5	4 10	26 36	35 20	25 26	0 2	0 0	0 0	0 0	0 0	0 0
28 HIGHLANDS COUNTY EXPOSITORY PERSUASIVE COMBINED	263 264 527	3.6 3.4 3.5	2 1	1 1	6 9	4 9	19 23	22 18	30 32	10 6	3 2	2 <0.5%	0 0	0 0	0 0
STATE EXPOSITORY PERSUASIVE COMBINED	58,666 58,698 117,364	3.6 3.5 3.6	1 1	1 1	4 6	6 7	19 21	19 16	29 32	11 8	6 5	2 1	<0.5% <0.5%	<0.5% <0.5%	<0.5% 1
140															141



1998 FLORIDA WRITING ASSESSMENT
 DISTRICT REPORT OF SCHOOL MEANS AND SCORE POINT DISTRIBUTIONS
 GRADE 10
 STANDARD CURRICULUM STUDENTS

District: 29-HILLSBOROUGH COUNTY

SCHOOL	Number of Students	Mean Score	PERCENT EARNING EACH SCORE POINT											PERCENT UNSCORABLE		
			1.0	1.5	2.0	2.5	3.0	3.5	4.0	4.5	5.0	5.5	6.0	OFF TOPIC	BLANK/ILLEGIBLE	TOTAL UNSCORABLE
0131 ARMWOOD HIGH SCHOOL EXPOSITORY PERSUASIVE COMBINED	173 185 358	3.9 3.7 3.8	1 1	1 0	1 2	2 9	16 16	22 19	29 36	16 12	8 3	3 2	1 0	0 0	0 0	0 0
0281 BLAKE HIGH SCHOOL EXPOSITORY PERSUASIVE COMBINED	137 122 259	4.0 3.8 3.9	1 0	0 2	3 4	3 4	15 10	9 13	33 39	15 21	15 3	3 2	3 1	0 0	0 1	0 1
0291 BRANDON SR HIGH SCHOOL EXPOSITORY PERSUASIVE COMBINED	280 285 565	3.7 3.5 3.6	0 1	0 1	4 4	5 8	16 16	17 19	37 34	9 8	6 5	3 1	1 <0.5%	0 0	1 2	1 2
0761 CHAMBERLAIN SR HIGH SCHOOL EXPOSITORY PERSUASIVE COMBINED	232 228 460	3.7 3.7 3.7	2 0	1 1	3 4	5 5	13 18	21 17	31 38	13 11	7 4	3 1	1 0	0 0	1 <0.5%	1 <0.5%
1291 DURANT SENIOR HIGH EXPOSITORY PERSUASIVE COMBINED	257 267 524	4.1 4.0 4.0	0 0	0 <0.5%	<0.5% 2	2 4	14 13	16 12	29 37	16 11	14 13	5 4	2 2	0 0	0 0	0 0
1322 EAST BAY SR HIGH SCHOOL EXPOSITORY PERSUASIVE COMBINED	272 269 541	3.6 3.6 3.6	1 2	1 0	3 3	7 7	23 22	21 14	24 39	12 7	6 4	3 1	0 0	0 0	<0.5% 0	<0.5% 0
1551 GAITHER HIGH SCHOOL EXPOSITORY PERSUASIVE COMBINED	293 297 590	3.9 3.7 3.8	<0.5% 0	1 1	2 3	4 5	12 19	19 15	33 40	16 10	11 6	2 2	<0.5% 0	1 0	0 0	1 0

RUN DATE: 05/14/98

1998 FLORIDA WRITING ASSESSMENT
 DISTRICT REPORT OF SCHOOL MEANS AND SCORE POINT DISTRIBUTIONS
 GRADE 10
 STANDARD CURRICULUM STUDENTS

District: 29-HILLSBOROUGH COUNTY

SCHOOL	Number of Students	Mean Score	PERCENT EARNING EACH SCORE POINT										PERCENT UNSCORABLE					
			1.0	1.5	2.0	2.5	3.0	3.5	4.0	4.5	5.0	5.5	6.0	OFF TOPIC	BLANK/ILLEGIBLE	TOTAL UNSCORABLE		
1881 HILLSBOROUGH SR HIGH SCHOOL																		
EXPOSITORY	224	3.9	1	<0.5%	1	5	17	21	23	9	14	6	3	0	0	0	0	0
PERSUASIVE	234	3.8	2	<0.5%	5	8	15	15	26	9	9	7	3	0	<0.5%	<0.5%	<0.5%	<0.5%
COMBINED	458	3.9																
2241 KING SR HIGH SCHOOL																		
EXPOSITORY	210	4.0	0	2	4	5	11	13	25	11	17	8	3	0	<0.5%	<0.5%	<0.5%	<0.5%
PERSUASIVE	222	3.9	<0.5%	1	4	7	9	34	12	12	12	4	2	0	<0.5%	<0.5%	<0.5%	<0.5%
COMBINED	432	3.9																
2421 LETO SR HIGH SCHOOL																		
EXPOSITORY	219	3.7	1	2	3	5	16	18	33	13	6	1	1	0	0	0	0	0
PERSUASIVE	220	3.5	1	1	5	8	17	21	34	8	3	<0.5%	0	0	<0.5%	<0.5%	<0.5%	<0.5%
COMBINED	439	3.6																
3411 PLANT SR HIGH SCHOOL																		
EXPOSITORY	188	4.3	0	1	1	2	3	14	24	23	19	9	3	0	0	0	0	0
PERSUASIVE	186	4.2	1	0	1	1	7	10	42	17	15	5	3	0	0	0	0	0
COMBINED	374	4.3																
3431 PLANT CITY SR HIGH SCHOOL																		
EXPOSITORY	281	3.8	1	1	4	4	13	21	28	16	9	2	2	0	0	0	0	0
PERSUASIVE	275	3.7	0	1	3	7	13	22	35	10	7	2	<0.5%	0	0	0	0	0
COMBINED	556	3.8																
3731 ROBINSON SR HIGH SCHOOL																		
EXPOSITORY	133	4.0	0	0	1	2	6	21	44	14	8	5	0	0	0	0	0	0
PERSUASIVE	148	4.0	0	0	1	2	14	16	38	14	10	5	1	0	0	0	0	0
COMBINED	281	4.0																
3784 JEFFERSON SR HIGH SCHOOL																		
EXPOSITORY	139	3.5	0	1	3	7	23	29	25	6	2	2	0	0	1	1	1	1
PERSUASIVE	122	3.4	2	2	10	8	22	13	31	5	6	1	1	0	0	0	0	0
COMBINED	261	3.5																

145

RUN DATE: 05/14/98

144

1998 FLORIDA WRITING ASSESSMENT
 DISTRICT REPORT OF SCHOOL MEANS AND SCORE POINT DISTRIBUTIONS
 GRADE 10
 STANDARD CURRICULUM STUDENTS

District: 29-HILLSBOROUGH COUNTY

SCHOOL	Number of Students	Mean Score	PERCENT EARNING EACH SCORE POINT										PERCENT UNSCORABLE			
			1.0	1.5	2.0	2.5	3.0	3.5	4.0	4.5	5.0	5.5	6.0	OFF TOPIC	BLANK/ILLEGIBLE	TOTAL UNSCORABLE
			4141 BLOOMINGDALE HIGH SCHOOL EXPOSITORY PERSUASIVE COMBINED	351 347 698	4.0 4.0 4.0	1 0	1 0	1 3	1 3	14 15	14 15	18 16	7 6	5 3	0 0	0 0
4151 SICKLES HIGH EXPOSITORY PERSUASIVE COMBINED	305 313 618	3.7 3.7 3.7	<0.5% 1	1 1	2 2	4 4	13 16	16 16	17 15	4 4	3 1	0 1	2 1	2 1	0 0	
4221 TAMPA BAY TECH HIGH SCHL EXPOSITORY PERSUASIVE COMBINED	189 165 324	4.2 3.8 4.0	0 0	0 1	1 1	0 2	7 16	14 16	30 12	11 5	6 1	1 0	0 0	0 0	0 0	
4325 ALTERNATIVE SCHOOL PROGRAM EXPOSITORY PERSUASIVE COMBINED	18 13 31	3.2 3.0 3.1	0 0	0 8	17 15	6 8	17 8	22 15	6 8	6 0	0 0	0 0	6 8	0 0	6 8	
4731 WHANTON HIGH SCHOOL EXPOSITORY PERSUASIVE COMBINED	196 211 407	3.7 3.6 3.7	2 0	2 <0.5%	6 4	6 5	16 24	14 13	16 9	7 5	5 1	2 0	0 0	0 <0.5%	0 <0.5%	
9371 HOSPITAL/HOMEBOUND EXPOSITORY PERSUASIVE COMBINED	7 6 13	3.4 3.1 3.2	0 0	0 0	14 0	14 17	29 50	0 33	0 0	14 0	0 0	0 0	0 0	0 0	0 0	

RUN DATE: 05/14/98

BEST COPY AVAILABLE

1998 FLORIDA WRITING ASSESSMENT
DISTRICT REPORT OF SCHOOL MEANS AND SCORE POINT DISTRIBUTIONS
GRADE 10
STANDARD CURRICULUM STUDENTS

District: 29-HILLSBOROUGH COUNTY

SCHOOL	Number of Students	Mean Score	PERCENT EARNING EACH SCORE POINT										PERCENT UNSCORABLE			
			1.0	1.5	2.0	2.5	3.0	3.5	4.0	4.5	5.0	5.5	6.0	OFF TOPIC	BLANK/ILLEGIBLE	TOTAL UNSCORABLE
29 HILLSBOROUGH COUNTY EXPOSITORY PERSUASIVE COMBINED	4,074	3.9	1	1	3	4	14	18	30	15	9	4	2	<0.5%	<0.5%	<0.5%
	4,115	3.8	<0.5%	1	3	5	16	16	36	11	7	3	1	<0.5%	<0.5%	<0.5%
	8,189	3.8														
STATE EXPOSITORY PERSUASIVE COMBINED	58,666	3.6	1	1	4	6	19	19	29	11	6	2	1	<0.5%	<0.5%	<0.5%
	58,698	3.5	1	1	6	7	21	16	32	8	5	1	1	<0.5%	<0.5%	1
	117,364	3.6														
																149

1998 FLORIDA WRITING ASSESSMENT
 DISTRICT REPORT OF SCHOOL MEANS AND SCORE POINT DISTRIBUTIONS
 GRADE 10
 STANDARD CURRICULUM STUDENTS

District: 30-HOLMES COUNTY

SCHOOL	Number of Students	Mean Score	PERCENT EARNING EACH SCORE POINT											PERCENT UNSCORABLE		
			1.0	1.5	2.0	2.5	3.0	3.5	4.0	4.5	5.0	5.5	6.0	OFF TOPIC	BLANK/ILLEGIBLE	TOTAL UNSCORABLE
0031 POPLAR SPRINGS HIGH EXPOSITORY PERSUASIVE COMBINED	10 12 22	3.6 3.8 3.7	0 0 0	0 0 0	0 0 0	30 17 17	30 17 17	40 58 58	0 8 8	0 0 0	0 0 0	0 0 0	0 0 0	0 0 0	0 0 0	0 0 0
0041 BETHLEHEM HIGH EXPOSITORY PERSUASIVE COMBINED	17 14 31	3.4 3.3 3.3	0 0 0	0 0 0	6 7 0	6 0 0	41 43 29	12 29 21	6 0 0	0 0 0	0 0 0	0 0 0	0 0 0	0 0 0	0 0 0	0 0 0
0061 PONCE DE LEON HIGH EXPOSITORY PERSUASIVE COMBINED	19 22 41	3.6 3.3 3.5	0 0 0	0 5 5	5 5 14	5 14 27	32 27 14	21 14 27	11 16 5	5 0 5	5 0 5	0 0 0	0 0 0	0 0 0	0 0 0	0 0 0
0261 HOLMES COUNTY HIGH EXPOSITORY PERSUASIVE COMBINED	47 55 102	3.4 3.5 3.5	2 4 4	4 4 4	2 4 4	9 5 5	19 18 20	17 20 29	11 13 9	9 2 2	0 0 2	0 0 2	2 0 0	0 0 0	0 0 0	2 0 0
30 HOLMES COUNTY EXPOSITORY PERSUASIVE COMBINED	93 103 196	3.5 3.5 3.5	1 2 2	2 3 3	3 4 4	6 6 6	27 23 19	18 19 31	10 9 9	5 1 1	1 1 1	0 0 0	1 0 0	0 0 0	0 0 0	1 0 0
STATE EXPOSITORY PERSUASIVE COMBINED	58,666 58,698 117,364	3.6 3.5 3.6	1 1 1	1 1 1	4 6 6	6 7 7	19 21 16	19 16 32	11 8 8	6 5 5	2 1 1	1 1 1	<0.5% <0.5% <0.5%	<0.5% <0.5% <0.5%	<0.5% <0.5% <0.5%	1 1 1

RUN DATE: 05/16/98

1998 FLORIDA WRITING ASSESSMENT
DISTRICT REPORT OF SCHOOL MEANS AND SCORE POINT DISTRIBUTIONS
 GRADE 10
STANDARD CURRICULUM STUDENTS

District: 31-INDIAN RIVER COUNTY

SCHOOL	Number of Students	Mean Score	PERCENT EARNING EACH SCORE POINT													PERCENT UNSCORABLE		
			1.0	1.5	2.0	2.5	3.0	3.5	4.0	4.5	5.0	5.5	6.0	OFF TOPIC	BLANK/ILLEGIBLE	TOTAL UNSCORABLE		
0031 VERO BEACH SENIOR HIGH EXPOSITORY PERSUASIVE COMBINED	243 235 478	3.7 3.6 3.6	0 1	2 2	5 3	7 7	20 23	17 16	23 29	15 10	5 8	4 1	2 <0.5%	0 0	0 0	0 0		
0032 INDIAN RIVER ADULT EVENING EXPOSITORY PERSUASIVE COMBINED	5* 5* 10	2.6																
0033 ALTERNATIVE CENTER FOR ED EXPOSITORY PERSUASIVE COMBINED	2* 3* 5*																	
0291 SEBASTIAN RIVER HIGH SCHOOL EXPOSITORY PERSUASIVE COMBINED	157 161 318	3.7 3.5 3.6	1 0	0 2	3 7	3 5	18 17	20 20	38 35	13 8	3 5	1 0	0 0	1 1	1 1	1 1		
31 INDIAN RIVER COUNTY EXPOSITORY PERSUASIVE COMBINED	407 404 811	3.6 3.6 3.6	1 1	2 2	4 5	6 7	19 20	18 18	29 31	14 9	4 7	3 <0.5%	1 <0.5%	0 0	<0.5% <0.5%	<0.5% <0.5%		
STATE EXPOSITORY PERSUASIVE COMBINED	58,666 58,698 117,364	3.6 3.5 3.6	1 1	1 1	4 6	6 7	19 21	19 16	29 32	11 8	6 5	2 1	1 1	<0.5% <0.5%	<0.5% <0.5%	1 1		
152																153		

* No data are reported when less than six students were tested.

**1998 FLORIDA WRITING ASSESSMENT
DISTRICT REPORT OF SCHOOL MEANS AND SCORE POINT DISTRIBUTIONS
GRADE 10
STANDARD CURRICULUM STUDENTS**

District: 32-JACKSON COUNTY

SCHOOL	Number of Students	Mean Score	PERCENT EARNING EACH SCORE POINT											PERCENT UNSCORABLE		
			1.0	1.5	2.0	2.5	3.0	3.5	4.0	4.5	5.0	5.5	6.0	OFF TOPIC	BLANK/ILLEGIBLE	TOTAL UNSCORABLE
0021 MARIANNA HIGH EXPOSITORY PERSUASIVE COMBINED	80 81 161	3.7 3.5 3.6	0 0	3 0	1 9	4 6	19 19	25 16	30 42	11 5	5 2	3 0	0 0	0 0	0 1	0 1
0023 JACKSON ACADEMY/APPLIED TE EXPOSITORY PERSUASIVE COMBINED	28 33 61	3.8 3.6 3.7	0 0	0 0	7 6	4 3	11 24	21 12	32 45	18 6	7 3	0 0	0 0	0 0	0 0	0 0
0024 FAMILY SERVICE CENTER/TAP EXPOSITORY PERSUASIVE COMBINED	0* 4* 4*															
0121 MALONE HIGH EXPOSITORY PERSUASIVE COMBINED	21 21 42	3.6 3.7 3.7	0 0	0 0	0 0	10 10	5 5	43 29	38 43	5 14	0 0	0 0	0 0	0 0	0 0	0 0
0141 SNEADS HIGH EXPOSITORY PERSUASIVE COMBINED	32 33 65	3.4 3.5 3.5	3 0	3 0	6 9	13 9	16 18	16 9	31 42	6 9	3 3	3 0	0 0	0 0	0 0	0 0
0181 GRAND RIDGE HIGH EXPOSITORY PERSUASIVE COMBINED	13 16 29	3.7 3.3 3.4	0 0	0 0	0 0	15 13	8 44	23 25	46 19	0 0	8 0	0 0	0 0	0 0	0 0	0 0
0251 COTTONDALE HIGH EXPOSITORY PERSUASIVE COMBINED	33 31 64	3.6 3.8 3.7	0 0	0 0	0 3	6 6	12 6	42 16	27 45	12 19	0 3	0 0	0 0	0 0	0 0	0 0

* No data are reported when less than six students were tested.

1998 FLORIDA WRITING ASSESSMENT
 DISTRICT REPORT OF SCHOOL MEANS AND SCORE POINT DISTRIBUTIONS
 District: 32-JACKSON COUNTY GRADE 10
 STANDARD CURRICULUM STUDENTS

SCHOOL	Number of Students	Mean Score	PERCENT EARNING EACH SCORE POINT										PERCENT UNSCORABLE					
			1.0	1.5	2.0	2.5	3.0	3.5	4.0	4.5	5.0	5.5	6.0	OFF TOPIC	BLANK/ ILLEGIBLE	TOTAL UNSCORABLE		
0491 GRACEVILLE HIGH SCHOOL																		
EXPOSITORY	24	3.3	0	0	8	8	38	17	25	0	4	0	0	0	0	0	0	0
PERSUASIVE	24	2.8	0	8	25	13	29	8	13	0	0	0	0	0	0	0	0	0
COMBINED	48	3.1																
32 JACKSON COUNTY																		
EXPOSITORY	231	3.6	<0.5%	1	3	7	16	26	31	9	4	1	0	0	0	0	0	0
PERSUASIVE	243	3.5	<0.5%	1	8	8	19	15	38	7	2	<0.5%	0	0	0	<0.5%	<0.5%	<0.5%
COMBINED	474	3.5																
STATE																		
EXPOSITORY	58,666	3.6	1	1	4	6	19	19	29	11	6	2	1	<0.5%	<0.5%	<0.5%	<0.5%	1
PERSUASIVE	58,698	3.5	1	1	6	7	21	16	32	8	5	1	1	<0.5%	<0.5%	<0.5%	<0.5%	1
COMBINED	117,364	3.6																

1998 FLORIDA WRITING ASSESSMENT
 DISTRICT REPORT OF SCHOOL MEANS AND SCORE POINT DISTRIBUTIONS
 GRADE 10
 STANDARD CURRICULUM STUDENTS

District: 33-JEFFERSON COUNTY

SCHOOL	Number of Students	Mean Score	PERCENT EARNING EACH SCORE POINT											PERCENT UNSCORABLE		
			1.0	1.5	2.0	2.5	3.0	3.5	4.0	4.5	5.0	5.5	6.0	OFF TOPIC	BLANK/ILLEGIBLE	TOTAL UNSCORABLE
0021 JEFFERSON COUNTY HIGH SCHL EXPOSITORY PERSUASIVE COMBINED	49 57 106	3.4 3.3 3.4	0 2	4 2	0 7	10 9	24 32	22 11	31 32	8 7	0 0	0 0	0 0	0 0	0 0	0 0
33 JEFFERSON COUNTY EXPOSITORY PERSUASIVE COMBINED	49 57 106	3.4 3.3 3.4	0 2	4 2	0 7	10 9	24 32	22 11	31 32	8 7	0 0	0 0	0 0	0 0	0 0	0 0
STATE EXPOSITORY PERSUASIVE COMBINED	58,666 58,698 117,364	3.6 3.5 3.6	1 1	1 1	4 6	6 7	19 21	19 16	29 32	11 8	6 5	2 1	1 1	<0.5% <0.5%	<0.5% <0.5%	<0.5% 1

RUN DATE: 05/14/98

1998 FLORIDA WRITING ASSESSMENT
 DISTRICT REPORT OF SCHOOL MEANS AND SCORE POINT DISTRIBUTIONS
 GRADE 10
 STANDARD CURRICULUM STUDENTS

District: 34-LAFAYETTE COUNTY

SCHOOL	Number of Students	Mean Score	PERCENT EARNING EACH SCORE POINT										PERCENT UNSCORABLE			
			1.0	1.5	2.0	2.5	3.0	3.5	4.0	4.5	5.0	5.5	6.0	OFF TOPIC	BLANK/ILLEGIBLE	TOTAL UNSCORABLE
0021 LAFAYETTE HIGH EXPOSITORY PERSUASIVE COMBINED	32 35 67	3.4 3.6 3.5	0 0 0	0 3 3	0 3 3	6 3 3	31 23 9	41 9	19 46	0 11	3 3	0 0	0 0	0 0	0 0	0 0
0023 LAFAYETTE ALTERNATIVE PROG EXPOSITORY PERSUASIVE COMBINED	0* 1* 1*															
34 LAFAYETTE COUNTY EXPOSITORY PERSUASIVE COMBINED	32 36 68	3.4 3.6 3.5	0 0 0	0 3 3	0 3 6	6 6 6	31 22 8	41 8	19 44	0 11	3 3	0 0	0 0	0 0	0 0	0 0
STATE EXPOSITORY PERSUASIVE COMBINED	58,666 58,698 117,364	3.6 3.5 3.6	1 1	1 1	4 6	6 7	19 21	19 16	29 32	11 8	6 5	2 1	1 1	<0.5% <0.5%	<0.5% <0.5%	<0.5% 1
160																161

* No data are reported when less than six students were tested.

1998 FLORIDA WRITING ASSESSMENT
 DISTRICT REPORT OF SCHOOL MEANS AND SCORE POINT DISTRIBUTIONS
 GRADE 10
 STANDARD CURRICULUM STUDENTS

District: 35-LAKE COUNTY

SCHOOL	Number of Students	Mean Score	PERCENT EARNING EACH SCORE POINT													PERCENT UNSCORABLE		
			1.0	1.5	2.0	2.5	3.0	3.5	4.0	4.5	5.0	5.5	6.0	OFF TOPIC	BLANK/ILLEGIBLE	TOTAL UNSCORABLE		
0081 EUSTIS HIGH SCHOOL EXPOSITORY PERSUASIVE COMBINED	112 114 226	3.6 3.7 3.6	0 0	1 1	3 2	4 4	22 22	23 19	34 39	8 8	3 3	2 2	0 0	0 0	0 0	0 0	0 0	
0161 LEESBURG HIGH SCHOOL EXPOSITORY PERSUASIVE COMBINED	182 164 346	3.2 3.5 3.3	2 1	2 3	8 5	13 5	29 24	16 15	20 33	6 7	3 4	1 2	0 0	0 1	0 1	0 1	0 1	
0181 MT. DORA HIGH SCHOOL EXPOSITORY PERSUASIVE COMBINED	85 79 164	3.4 3.6 3.5	4 0	4 1	5 11	6 4	31 16	9 14	29 30	4 9	2 6	6 5	1 1	0 1	0 0	0 1	0 1	
0211 TAVARES HIGH SCHOOL EXPOSITORY PERSUASIVE COMBINED	88 82 170	3.7 3.7 3.7	1 0	2 0	1 2	2 6	15 20	31 26	28 29	14 11	6 6	0 0	0 0	0 0	0 0	0 0	0 0	
0231 UMATILLA HIGH SCHOOL EXPOSITORY PERSUASIVE COMBINED	82 87 169	2.9 2.8 2.8	11 6	2 2	13 22	9 14	27 29	17 11	20 15	0 0	1 1	0 0	0 0	0 0	0 0	0 0	0 0	
0701 SOUTH LAKE HIGH EXPOSITORY PERSUASIVE COMBINED	184 180 364	3.0 3.1 3.1	6 2	4 3	12 12	13 9	27 29	15 16	17 24	4 4	2 0	1 0	0 0	0 0	0 0	0 0	0 0	

RUN DATE: 05/14/98

1998 FLORIDA WRITING ASSESSMENT
 DISTRICT REPORT OF SCHOOL MEANS AND SCORE POINT DISTRIBUTIONS
 GRADE 10
 STANDARD CURRICULUM STUDENTS

District: 35-LAKE COUNTY

SCHOOL	Number of Students	Mean Score	PERCENT EARNING EACH SCORE POINT										PERCENT UNSCORABLE		
			1.0	1.5	2.0	2.5	3.0	3.5	4.0	4.5	5.0	5.5	6.0	OFF TOPIC	BLANK/ILLEGIBLE
35 LAKE COUNTY EXPOSITORY PERSUASIVE COMBINED	733	3.3	4	3	8	9	26	18	23	6	3	1	0	0	0
	706	3.4	2	2	9	7	24	17	29	6	3	1	<0.5%	<0.5%	<0.5%
	1,439	3.3													
STATE EXPOSITORY PERSUASIVE COMBINED	58,666	3.6	1	1	4	6	19	19	29	11	6	2	1	<0.5%	<0.5%
	58,698	3.5	1	1	6	7	21	16	32	8	5	1	1	<0.5%	<0.5%
	117,364	3.6													
164															165

**1998 FLORIDA WRITING ASSESSMENT
DISTRICT REPORT OF SCHOOL MEANS AND SCORE POINT DISTRIBUTIONS
GRADE 10
STANDARD CURRICULUM STUDENTS**

District: 36-LEE COUNTY

SCHOOL	Number of Students	Mean Score	PERCENT EARNING EACH SCORE POINT										PERCENT UNSCORABLE			
			1.0	1.5	2.0	2.5	3.0	3.5	4.0	4.5	5.0	5.5	6.0	OFF TOPIC	BLANK/ILLEGIBLE	TOTAL UNSCORABLE
0152 LEE ADOLESCENT MOTHERS EXPOSITORY PERSUASIVE COMBINED	8 7 15	2.1 2.0 2.1	0 14	38 14	25 43	13 14	25 14	0 0	0 0	0 0	0 0	0 0	0 0	0 0	0 0	0 0
0221 FORT MYERS HIGH EXPOSITORY PERSUASIVE COMBINED	176 185 361	3.9 3.7 3.8	1 2	1 1	6 6	6 5	14 18	11 9	23 35	18 11	9 11	8 2	3 0	0 0	0 0	0 0
0241 LEHIGH SENIOR HIGH EXPOSITORY PERSUASIVE COMBINED	145 136 281	3.1 3.2 3.2	2 1	4 1	30 13	6 13	33 26	20 12	19 28	5 4	0 1	0 0	0 0	0 0	0 0	0 0
0311 NORTH FORT MYERS HIGH EXPOSITORY PERSUASIVE COMBINED	167 142 309	3.4 3.4 3.4	1 1	2 1	4 7	2 11	38 25	18 19	23 27	8 4	2 3	1 1	0 1	0 0	0 0	0 0
0531 CYPRESS LAKE HIGH EXPOSITORY PERSUASIVE COMBINED	163 155 318	3.7 3.5 3.6	1 1	1 1	3 7	6 7	19 23	16 14	37 37	9 6	8 2	0 2	1 1	0 0	0 0	0 0
0541 LEE COUNTY AREA VOC-TEC EXPOSITORY PERSUASIVE COMBINED	58 6 11	1.9 1.9	50	0	17	0	17	17	0	0	0	0	0	0	0	0
0545 NEW DIRECTIONS EXPOSITORY PERSUASIVE COMBINED	8 8 16	3.6 3.7 3.6	0 0	0 0	13 0	0 0	25 13	13 38	38 50	0 0	13 0	0 0	0 0	0 0	0 0	0 0

* No data are reported when less than six students were tested.

RUN DATE: 05/14/98

**1998 FLORIDA WRITING ASSESSMENT
DISTRICT REPORT OF SCHOOL MEANS AND SCORE POINT DISTRIBUTIONS
GRADE 10
STANDARD CURRICULUM STUDENTS**

District: 36-LEE COUNTY

SCHOOL	Number of Students	Mean Score	PERCENT EARNING EACH SCORE POINT										PERCENT UNSCORABLE			
			1.0	1.5	2.0	2.5	3.0	3.5	4.0	4.5	5.0	5.5	6.0	OFF TOPIC	BLANK/ILLEGIBLE	TOTAL UNSCORABLE
0551 ALTERNATIVE LEARNING CENTE EXPOSITORY PERSUASIVE COMBINED	9 6 15	1.7 1.9 1.8	22 17	22 17	56 50	0 0	0 17	0 0	0 0	0 0	0 0	0 0	0 0	0 0	0 0	0 0
0581 HIGH TECH NORTH EXPOSITORY PERSUASIVE COMBINED	7 5* 12	2.7 2.7	0	14	0	29	43	14	0	0	0	0	0	0	0	0
0591 RIVERDALE HIGH EXPOSITORY PERSUASIVE COMBINED	121 123 244	3.5 3.6 3.5	1 1	0 2	2 7	10 6	26 15	21 18	30 35	6 11	3 5	1 0	0 0	0 0	0 0	0 0
0621 CAPE CORAL HIGH SCHOOL EXPOSITORY PERSUASIVE COMBINED	126 143 269	3.3 3.4 3.4	2 1	2 2	10 5	9 6	24 32	21 17	21 28	5 6	3 3	3 0	0 0	0 0	0 0	0 0
0721 MARINER HIGH SCHOOL EXPOSITORY PERSUASIVE COMBINED	215 221 436	3.3 3.3 3.3	<0.5% 1	3 2	5 9	13 8	31 23	20 18	17 29	7 7	2 1	2 1	<0.5% 0	<0.5% 0	<0.5% 0	<0.5% 0
0731 ESTERO HIGH SCHOOL EXPOSITORY PERSUASIVE COMBINED	166 176 342	3.4 3.4 3.4	1 1	2 1	5 7	5 9	33 21	20 18	27 33	6 5	1 3	0 1	0 0	0 1	0 1	0 1
9450 COUNTY-WIDE EXCEPT. CHILD EXPOSITORY PERSUASIVE COMBINED	1* 2* 3*															169

DATA COPY AVAILABLE

* No data are reported when less than six students were tested.

RUN DATE: 05/14/98

1998 FLORIDA WRITING ASSESSMENT
 DISTRICT REPORT OF SCHOOL MEANS AND SCORE POINT DISTRIBUTIONS
 GRADE 10
 STANDARD CURRICULUM STUDENTS

District: 36-LEE COUNTY

SCHOOL	Number of Students	Mean Score	PERCENT EARNING EACH SCORE POINT										PERCENT UNSCORABLE				
			1.0	1.5	2.0	2.5	3.0	3.5	4.0	4.5	5.0	5.5	6.0	OFF TOPIC	BLANK/ILLEGIBLE	TOTAL UNSCORABLE	
36 LEE COUNTY EXPOSITORY PERSUASIVE COMBINED	1,517	3.4	1	2	6	7	27	18	24	8	4	4	2	1	0	<0.5%	<0.5%
	1,315	3.4	2	2	8	8	23	16	31	7	4	4	1	<0.5%	<0.5%	<0.5%	<0.5%
	2,632	3.4															
STATE EXPOSITORY PERSUASIVE COMBINED	58,666	3.6	1	1	4	6	19	19	29	11	6	2	1	1	<0.5%	<0.5%	<0.5%
	58,698	3.5	1	1	6	7	21	16	32	8	5	1	1	<0.5%	<0.5%	<0.5%	1
	117,364	3.6															

RUN DATE: 05/14/98

BEST COPY AVAILABLE

BEST COPY AVAILABLE

**1998 FLORIDA WRITING ASSESSMENT
DISTRICT REPORT OF SCHOOL MEANS AND SCORE POINT DISTRIBUTIONS
GRADE 10
STANDARD CURRICULUM STUDENTS**

District: 37-LEON COUNTY

SCHOOL	Number of Students	Mean Score	PERCENT EARNING EACH SCORE POINT										PERCENT UNSCORABLE			
			1.0	1.5	2.0	2.5	3.0	3.5	4.0	4.5	5.0	5.5	6.0	OFF TOPIC	BLANK/ILLEGIBLE	TOTAL UNSCORABLE
0021 LEON HIGH EXPOSITORY PERSUASIVE COMBINED	259 248 487	3.9 3.9 3.9	0 <0.5%	1 0	2 2	4 2	15 16	20 14	27 34	16 17	10 11	3 2	2 1	0 0	0 0	0 0
0051 JAMES RICKARDS HIGH EXPOSITORY PERSUASIVE COMBINED	160 155 313	3.6 3.5 3.5	1 2	1 7	6 7	8 5	22 16	16 16	31 27	8 9	6 7	1 2	1 3	0 0	0 0	0 0
0161 AMOS P. GODBY HIGH EXPOSITORY PERSUASIVE COMBINED	154 162 316	3.6 3.6 3.6	1 1	1 0	3 6	5 6	20 19	22 20	40 35	5 9	5 2	0 2	0 0	0 0	0 0	0 0
0191 ALTERNATIVE LEARNING EXPOSITORY PERSUASIVE COMBINED	17 11 28	2.4 2.5 2.5	18 9	6 18	10 9	12 18	35 27	0 9	12 9	0 0	0 0	0 0	0 0	0 0	0 0	0 0
0204 SCHOOL APPLIED INDIVIDUAL EXPOSITORY PERSUASIVE COMBINED	22 33 55	3.8 3.4 3.5	0 3	0 3	5 9	9 6	9 9	14 18	36 30	23 12	5 6	0 0	0 0	0 3	0 0	0 3
0361 LIVELY ACADEMY EXPOSITORY PERSUASIVE COMBINED	10 13 23	3.2 2.2 2.6	0 8	0 15	10 23	10 15	30 15	30 8	20 8	0 0	0 0	0 0	0 0	0 8	0 0	0 8
1091 LINCOLN HIGH EXPOSITORY PERSUASIVE COMBINED	246 243 489	3.9 4.0 4.0	0 0	<0.5% <0.5%	3 3	4 1	12 11	17 12	28 41	23 13	8 14	4 4	1 1	<0.5% 0	0 <0.5%	<0.5% <0.5%

RUN DATE: 05/14/98

173

172

BEST COPY AVAILABLE

1998 FLORIDA WRITING ASSESSMENT
 DISTRICT REPORT OF SCHOOL MEANS AND SCORE POINT DISTRIBUTIONS
 GRADE 10
 STANDARD CURRICULUM STUDENTS

District: 37-LEON COUNTY

SCHOOL	Number of Students	Mean Score	PERCENT EARNING EACH SCORE POINT											PERCENT UNSCORABLE		
			1.0	1.5	2.0	2.5	3.0	3.5	4.0	4.5	5.0	5.5	6.0	OFF TOPIC	BLANK/ILLEGIBLE	TOTAL UNSCORABLE
37 LEON COUNTY EXPOSITORY PERSUASIVE COMBINED	848	3.7	1	1	4	5	17	18	30	14	7	2	1	<0.5%	0	<0.5%
	863	3.7	1	2	5	4	15	15	34	12	9	2	1	<0.5%	<0.5%	<0.5%
	1,711	3.7														
STATE EXPOSITORY PERSUASIVE COMBINED	58,666	3.6	1	1	4	6	19	19	29	11	6	2	1	<0.5%	<0.5%	<0.5%
	58,698	3.5	1	1	6	7	21	16	32	8	5	1	1	<0.5%	<0.5%	1
	117,364	3.6														

RUN DATE: 05/14/98

1998 FLORIDA WRITING ASSESSMENT
DISTRICT REPORT OF SCHOOL MEANS AND SCORE POINT DISTRIBUTIONS
GRADE 10
STANDARD CURRICULUM STUDENTS

District: 38-LEVY COUNTY

SCHOOL	Number of Students	Mean Score	PERCENT EARNING EACH SCORE POINT										PERCENT UNSCORABLE		
			1.0	1.5	2.0	2.5	3.0	3.5	4.0	4.5	5.0	5.5	6.0	OFF TOPIC	BLANK/ILLEGIBLE
0021 BRONSON HIGH SCHOOL EXPOSITORY PERSUASIVE COMBINED	26 24 50	3.8 3.4 3.6	0 0 0	0 0 0	0 8 0	4 13 0	27 29 0	19 13 0	31 25 0	8 8 0	8 4 0	4 0 0	0 0 0	0 0 0	0 0 0
0023 HILLTOP ALTERNATIVE SCHOOL EXPOSITORY PERSUASIVE COMBINED	2* 0* 2*														
0039 FORESTRY YOUTH ACADEMY EXPOSITORY PERSUASIVE COMBINED	0* 2* 2*														
0041 CEDAR KEYS H.S. EXPOSITORY PERSUASIVE COMBINED	10 11 21	3.6 3.1 3.4	0 0 0	0 0 0	0 18 0	0 0 0	50 45 0	10 9 0	20 27 0	10 0 0	10 0 0	0 0 0	0 0 0	0 0 0	
0051 CHIEFLAND HIGH SCHOOL EXPOSITORY PERSUASIVE COMBINED	39 51 90	3.6 3.7 3.7	0 0 0	0 0 0	0 0 0	5 2 0	28 16 0	18 27 0	41 45 0	5 8 0	3 2 0	0 0 0	0 0 0	0 0 0	
0091 WILLISTON HIGH SCHOOL EXPOSITORY PERSUASIVE COMBINED	83 88 171	3.3 3.2 3.3	2 5 0	4 3 0	2 6 0	7 2 0	27 27 0	20 16 0	27 30 0	8 7 0	0 2 0	1 0 0	0 0 0	1 2 0	

176

177

* No data are reported when less than six students were tested.

1998 FLORIDA WRITING ASSESSMENT
 DISTRICT REPORT OF SCHOOL MEANS AND SCORE POINT DISTRIBUTIONS
 GRADE 10
 STANDARD CURRICULUM STUDENTS

District: 38-LEVY COUNTY

SCHOOL	Number of Students	Mean Score	PERCENT EARNING EACH SCORE POINT											PERCENT UNSCORABLE		
			1.0	1.5	2.0	2.5	3.0	3.5	4.0	4.5	5.0	5.5	6.0	OFF TOPIC	BLANK/ ILLEGIBLE	TOTAL UNSCORABLE
38 LEVY COUNTY EXPOSITORY PERSUASIVE COMBINED	160	3.5	1	3	1	6	28	19	30	8	3	1	0	1	1	
	176	3.4	2	2	6	3	26	18	33	7	2	0	0	1	1	
	336	3.4														
STATE EXPOSITORY PERSUASIVE COMBINED	58,666	3.6	1	1	4	6	19	19	29	11	6	2	1	<0.5%	<0.5%	
	58,698	3.5	1	1	6	7	21	16	32	8	5	1	1	<0.5%	<0.5%	
	117,364	3.6														

RUN DATE: 05/16/98

1998 FLORIDA WRITING ASSESSMENT
 DISTRICT REPORT OF SCHOOL MEANS AND SCORE POINT DISTRIBUTIONS
 GRADE 10
 STANDARD CURRICULUM STUDENTS

District: 39-LIBERTY COUNTY

SCHOOL	Number of Students	Mean Score	PERCENT EARNING EACH SCORE POINT										PERCENT UNSCORABLE			
			1.0	1.5	2.0	2.5	3.0	3.5	4.0	4.5	5.0	5.5	6.0	OFF TOPIC	BLANK/ILLEGIBLE	TOTAL UNSCORABLE
0021 LIBERTY COUNTY HIGH EXPOSITORY PERSUASIVE COMBINED	33 32 65	3.4 3.3 3.4	3 3	3 3	0 9	9 9	24 19	21 6	36 41	0 6	3 3	0 0	0 0	0 0	0 0	0 0
39 LIBERTY COUNTY EXPOSITORY PERSUASIVE COMBINED	33 32 65	3.4 3.3 3.4	3 3	3 3	0 9	9 9	24 19	21 6	36 41	0 6	3 3	0 0	0 0	0 0	0 0	0 0
STATE EXPOSITORY PERSUASIVE COMBINED	58,666 58,698 117,364	3.6 3.5 3.6	1 1	1 1	4 6	6 7	19 21	19 16	29 32	11 8	6 5	2 1	1 1	<0.5% <0.5%	<0.5% <0.5%	1 1

1998 FLORIDA WRITING ASSESSMENT
 DISTRICT REPORT OF SCHOOL MEANS AND SCORE POINT DISTRIBUTIONS
 GRADE 10
 STANDARD CURRICULUM STUDENTS

District: 40-MADISON COUNTY

SCHOOL	Number of Students	Mean Score	PERCENT EARNING EACH SCORE POINT										PERCENT UNSCORABLE			
			1.0	1.5	2.0	2.5	3.0	3.5	4.0	4.5	5.0	5.5	6.0	OFF TOPIC	BLANK/ILLEGIBLE	TOTAL UNSCORABLE
0011 MADISON COUNTY HIGH EXPOSITORY PERSUASIVE COMBINED	72 75 147	3.2 3.0 3.1	1 3	4 4	13 11	20 20	26 25	15 15	17 17	19 21	4 1	3 0	0 0	1 0	0 0	0 0
0900 GREENVILLE HILLS ACADEMY EXPOSITORY PERSUASIVE COMBINED	7 7 14	2.4 2.1 2.3	0 14	14 0	29 57	14 14	29 0	0 14	0 0	0 0	0 0	0 0	0 0	0 0	0 0	0 0
40 MADISON COUNTY EXPOSITORY PERSUASIVE COMBINED	79 82 161	3.1 2.9 3.0	1 4	5 4	14 15	13 20	27 23	15 15	15 15	18 20	4 1	3 0	0 0	1 0	0 0	0 0
STATE EXPOSITORY PERSUASIVE COMBINED	58,666 58,698 117,364	3.6 3.5 3.6	1 1	1 1	4 6	6 7	19 21	19 16	19 16	29 32	11 8	6 5	2 1	1 1	<0.5% <0.5%	<0.5% 1

BEST COPY AVAILABLE

RUN DATE: 05/14/98

**1998 FLORIDA WRITING ASSESSMENT
DISTRICT REPORT OF SCHOOL MEANS AND SCORE POINT DISTRIBUTIONS
GRADE 10
STANDARD CURRICULUM STUDENTS**

District: 41-MANATEE COUNTY

SCHOOL	Number of Students	Mean Score	PERCENT EARNING EACH SCORE POINT										PERCENT UNSCORABLE			
			1.0	1.5	2.0	2.5	3.0	3.5	4.0	4.5	5.0	5.5	6.0	OFF TOPIC	BLANK/ILLEGIBLE	TOTAL UNSCORABLE
0072 BAYSHORE HIGH EXPOSITORY PERSUASIVE COMBINED	177 186 363	3.3 2.9 3.1	3 3	3 3	7 20	8 17	18 24	25 17	25 13	6 2	3 2	1 0	1 0	0 1	0 1	0 1
0181 MANATEE HIGH EXPOSITORY PERSUASIVE COMBINED	270 264 534	3.8 3.6 3.7	0 <0.5%	1 1	3 5	4 8	16 18	18 13	31 41	15 9	7 3	3 <0.5%	2 <0.5%	0 1	0 1	<0.5% 1
0351 PALMETTO HIGH EXPOSITORY PERSUASIVE COMBINED	112 116 228	3.6 3.2 3.4	1 1	0 1	3 13	4 12	21 16	21 34	35 16	11 4	4 2	0 0	0 0	0 0	0 0	0 0
0431 SOUTHEAST HIGH EXPOSITORY PERSUASIVE COMBINED	264 260 524	3.7 3.6 3.6	<0.5% 1	1 0	4 5	2 7	19 22	18 18	39 33	9 10	5 5	1 1	1 0	0 0	<0.5% 0	<0.5% 0
0777 TAPP EXPOSITORY PERSUASIVE COMBINED	10 11 21	2.4 3.1 2.8	10 0	0 0	40 18	20 9	20 27	10 18	0 27	0 0	0 0	0 0	0 0	0 0	0 0	0 0
0887 PHOENIX EXPOSITORY PERSUASIVE COMBINED	5* 7 12	2.4 2.3	14	0	14	57	0	14	0	0	0	0	0	0	0	0
9032 MATS EXPOSITORY PERSUASIVE COMBINED	4* 1* 5*															185

* No data are reported when less than six students were tested.

1998 FLORIDA WRITING ASSESSMENT
DISTRICT REPORT OF SCHOOL MEANS AND SCORE POINT DISTRIBUTIONS
 District: 41-MANATEE COUNTY GRADE 10
 STANDARD CURRICULUM STUDENTS

SCHOOL	Number of Students	Mean Score	PERCENT EARNING EACH SCORE POINT											PERCENT UNSCORABLE		
			1.0	1.5	2.0	2.5	3.0	3.5	4.0	4.5	5.0	5.5	6.0	OFF TOPIC	BLANK/ILLEGIBLE	TOTAL UNSCORABLE
9103 ACADEMY FOR APPLIED TRAINING EXPOSITORY PERSUASIVE COMBINED	1* 2* 3*	3.6 3.3 3.5	1 1	1 1	5 10	5 11	18 20	20 18	32 28	11 7	5 3	1 <0.5%	<0.5% <0.5%	<0.5% <0.5%	<0.5% <0.5%	1 1
41 MANATEE COUNTY EXPOSITORY PERSUASIVE COMBINED	843 847 1,690	3.6 3.5 3.6	1 1	1 1	4 6	6 7	19 21	19 16	29 32	11 8	6 5	2 1	<0.5% <0.5%	<0.5% <0.5%	<0.5% 1	1 1
STATE EXPOSITORY PERSUASIVE COMBINED	58,666 58,698 117,364	3.6 3.5 3.6	1 1	1 1	4 6	6 7	19 21	19 16	29 32	11 8	6 5	2 1	<0.5% <0.5%	<0.5% <0.5%	<0.5% 1	1 1

RUN DATE: 05/14/98

* No data are reported when less than six students were tested.

1998 FLORIDA WRITING ASSESSMENT
 DISTRICT REPORT OF SCHOOL MEANS AND SCORE POINT DISTRIBUTIONS
 GRADE 10
 STANDARD CURRICULUM STUDENTS

District: 42-MARION COUNTY

SCHOOL	Number of Students	Mean Score	PERCENT EARNING EACH SCORE POINT												PERCENT UNSCORABLE		
			1.0	1.5	2.0	2.5	3.0	3.5	4.0	4.5	5.0	5.5	6.0	OFF TOPIC	BLANK/ILLEGIBLE	TOTAL UNSCORABLE	
0331 NORTH MARION HIGH EXPOSITORY PERSUASIVE COMBINED	147 143 290	3.3 3.2 3.2	3 3	2 1	7 10	9 16	24 24	18 14	26 25	7 5	1 1	0 0	0 0	1 0	0 0	1 0	1 0
0351 FOREST HIGH EXPOSITORY PERSUASIVE COMBINED	145 170 315	3.5 3.1 3.3	2 1	1 2	7 9	10 16	17 30	16 16	31 22	11 2	4 2	0 0	0 0	0 0	0 0	0 0	0 0
0461 VANGUARD HIGH EXPOSITORY PERSUASIVE COMBINED	222 211 433	3.4 3.0 3.2	2 4	3 5	8 14	9 8	21 29	18 15	22 20	12 4	5 <0.5%	0 0	<0.5% 0	0 0	0 0	<0.5% <0.5%	0 0
0501 LAKE WEIR HIGH EXPOSITORY PERSUASIVE COMBINED	137 128 265	3.3 3.2 3.3	0 2	2 2	6 10	9 13	33 21	23 23	19 19	7 7	1 2	0 0	0 1	0 0	0 0	0 0	0 0
0521 DUNNELLON HIGH EXPOSITORY PERSUASIVE COMBINED	100 115 215	3.2 3.4 3.3	1 1	8 3	10 8	5 4	31 23	11 15	20 37	7 3	6 3	1 1	0 0	0 1	0 1	0 1	0 1
0661 BELLEVIEW HIGH EXPOSITORY PERSUASIVE COMBINED	192 184 376	3.5 3.3 3.4	1 1	1 1	3 9	7 10	24 23	21 13	24 34	13 7	4 2	0 0	1 1	0 1	1 1	1 1	1 1
9721 MARION INTENSIVE RESIDENTI EXPOSITORY PERSUASIVE COMBINED	11 14 25	2.5 2.2 2.3	27 14	0 0	0 29	36 7	9 7	9 14	18 14	0 0	0 0	0 0	0 7	0 7	0 7	0 14	0 14

189

188

RUN DATE: 05/14/98

BEST COPY AVAILABLE

1998 FLORIDA WRITING ASSESSMENT
 DISTRICT REPORT OF SCHOOL MEANS AND SCORE POINT DISTRIBUTIONS
 GRADE 10
 STANDARD CURRICULUM STUDENTS

District: 42-MARION COUNTY

SCHOOL	Number of Students	Mean Score	PERCENT EARNING EACH SCORE POINT											PERCENT UNSCORABLE									
			1.0	1.5	2.0	2.5	3.0	3.5	4.0	4.5	5.0	5.5	6.0	OFF TOPIC	BLANK/ILLEGIBLE	TOTAL UNSCORABLE							
9729 NI'KE ACADEMY EXPOSITORY PERSUASIVE COMBINED	4* 6 10	1.4 1.5	17	0	17	17	17	0	0	0	0	0	0	0	0	0	33	33	<0.5% 1	<0.5% 1	<0.5% 1		
42 MARION COUNTY EXPOSITORY PERSUASIVE COMBINED	958 971 1,929	3.4 3.2 3.3	2	3	6	9	24	18	24	10	3	2	1	<0.5% 0	<0.5% 0	<0.5% 0	24 25	10 5	3 2	1 <0.5%	<0.5% 0	<0.5% 1	
STATE EXPOSITORY PERSUASIVE COMBINED	58,666 58,698 117,364	3.6 3.5 3.6	1	1	4	6	19	19	29	11	6	5	2	1	1	1	29 32	11 8	6 5	2 1	<0.5% 1	<0.5% 1	<0.5% 1

* No data are reported when less than six students were tested.

RUN DATE: 05/14/98

BEST COPY AVAILABLE

**1998 FLORIDA WRITING ASSESSMENT
DISTRICT REPORT OF SCHOOL MEANS AND SCORE POINT DISTRIBUTIONS
GRADE 10
STANDARD CURRICULUM STUDENTS**

District: 43-MARTIN COUNTY

SCHOOL	Number of Students	Mean Score	PERCENT EARNING EACH SCORE POINT													PERCENT UNSCORABLE		
			1.0	1.5	2.0	2.5	3.0	3.5	4.0	4.5	5.0	5.5	6.0	OFF TOPIC	BLANK/ ILLEGIBLE	TOTAL UNSCORABLE		
0031 MARTIN COUNTY HIGH SCHOOL EXPOSITORY PERSUASIVE COMBINED	228 222 450	4.0 3.8 3.9	<0.5% 1	0 0	2 3	3 5	11 20	18 14	33 35	15 9	11 9	4 4	3 1	0 0	0 0	0 0		
0071 SANDY PINES/ESE HOMEBOUND EXPOSITORY PERSUASIVE COMBINED	1* 3* 4*																	
0073 SPECTRUM EXPOSITORY PERSUASIVE COMBINED	9 8 17	2.0 2.2 2.1	22 0	11 13	22 50	33 25	11 13	0 0	0 0	0 0	0 0	0 0	0 0	0 0	0 0	0 0		
0241 SOUTH FORK HIGH EXPOSITORY PERSUASIVE COMBINED	154 166 320	3.4 3.4 3.4	3 2	3 1	6 8	6 13	21 22	21 15	24 25	9 8	5 4	1 1	1 0	0 0	1 0	1 0		
43 MARTIN COUNTY EXPOSITORY PERSUASIVE COMBINED	392 399 791	3.7 3.6 3.6	2 2	1 1	4 6	5 9	15 21	19 14	29 30	12 9	8 7	3 3	2 1	0 0	<0.5% 0	<0.5% 0		
STATE EXPOSITORY PERSUASIVE COMBINED	58,666 58,698 117,364	3.6 3.5 3.6	1 1	1 1	4 6	6 7	19 21	19 16	29 32	11 8	6 5	2 1	1 1	<0.5% <0.5%	<0.5% <0.5%	<0.5% 1		

* No data are reported when less than six students were tested.

1998 FLORIDA WRITING ASSESSMENT
 DISTRICT REPORT OF SCHOOL MEANS AND SCORE POINT DISTRIBUTIONS
 GRADE 10
 STANDARD CURRICULUM STUDENTS

District: 44-MONROE COUNTY

SCHOOL	Number of Students	Mean Score	PERCENT EARNING EACH SCORE POINT											PERCENT UNSCORABLE		
			1.0	1.5	2.0	2.5	3.0	3.5	4.0	4.5	5.0	5.5	6.0	OFF TOPIC	BLANK/ILLEGIBLE	TOTAL UNSCORABLE
0041 CORAL SHORES HIGH SCHOOL EXPOSITORY PERSUASIVE COMBINED	79 77 156	3.9 3.6 3.7	1 4	0 0	3 1	3 9	16 16	15 18	37 35	5 13	13 3	6 1	1 0	0 0	0 0	0 0
0043 PACE CENTER UPPER EXPOSITORY PERSUASIVE COMBINED	1* 0* 1*															
0101 KEY WEST HIGH EXPOSITORY PERSUASIVE COMBINED	137 129 266	3.5 3.5 3.5	1 2	0 1	3 4	7 10	17 19	29 12	34 37	8 7	1 5	0 0	0 2	0 2	0 2	0 2
0103 PACE CENTER LOWER EXPOSITORY PERSUASIVE COMBINED	3* 2* 5*															
0131 MARATHON HIGH EXPOSITORY PERSUASIVE COMBINED	38 41 79	4.1 3.8 3.9	0 2	0 0	0 2	3 7	11 7	11 20	34 32	18 27	21 2	3 0	0 0	0 0	0 0	0 0
44 MONROE COUNTY EXPOSITORY PERSUASIVE COMBINED	258 249 507	3.7 3.6 3.6	1 2	0 <0.5%	2 3	6 9	16 16	22 15	34 35	9 12	7 4	2 <0.5%	<0.5% 1	0 <0.5%	0 1	0 1
STATE EXPOSITORY PERSUASIVE COMBINED	58,666 58,698 117,364	3.6 3.5 3.6	1 1	1 1	4 6	6 7	19 21	19 16	29 32	11 8	6 5	2 1	1 1	<0.5% <0.5%	<0.5% <0.5%	<0.5% 1

* No data are reported when less than six students were tested.

RUN DATE: 05/14/98

1998 FLORIDA WRITING ASSESSMENT
 DISTRICT REPORT OF SCHOOL MEANS AND SCORE POINT DISTRIBUTIONS
 GRADE 10
 STANDARD CURRICULUM STUDENTS

District: 45-NASSAU COUNTY

SCHOOL	Number of Students	Mean Score	PERCENT EARNING EACH SCORE POINT											PERCENT UNSCORABLE		
			1.0	1.5	2.0	2.5	3.0	3.5	4.0	4.5	5.0	5.5	6.0	OFF TOPIC	BLANK/ILLEGIBLE	TOTAL UNSCORABLE
0151 HILLIARD MIDDLE SR HIGH EXPOSITORY PERSUASIVE COMBINED	35 42 77	3.8 3.3 3.5	0 0 0	0 0 0	6 7 0	6 12 0	17 33 0	20 17 0	29 19 0	6 12 0	11 0 0	3 0 0	0 0 0	0 0 0	0 0 0	
0191 WEST NASSAU COUNTY HIGH EXPOSITORY PERSUASIVE COMBINED	86 79 165	3.9 3.9 3.9	0 0 0	0 0 0	0 3 0	1 4 0	12 8 0	30 15 0	27 51 0	20 15 0	9 5 0	0 0 0	0 0 0	0 0 0	0 0 0	
0291 FERNANDINA BEACH HIGH EXPOSITORY PERSUASIVE COMBINED	138 140 278	3.8 3.9 3.8	1 1 0	1 1 0	1 1 0	1 2 0	22 19 0	20 17 0	28 33 0	16 14 0	9 9 0	1 2 0	0 0 0	0 0 0	0 0 0	
45 NASSAU COUNTY EXPOSITORY PERSUASIVE COMBINED	259 261 520	3.8 3.8 3.8	<0.5% <0.5% 0	1 <0.5% 0	2 2 0	2 4 0	18 18 0	23 16 0	27 36 0	15 14 0	9 7 0	1 1 0	0 0 0	0 0 0	0 0 0	
STATE EXPOSITORY PERSUASIVE COMBINED	58,666 58,598 117,364	3.6 3.5 3.6	1 1 0	1 1 0	4 6 0	6 7 0	19 21 0	19 16 0	29 32 0	11 8 0	6 5 0	2 1 0	<0.5% <0.5% 0	<0.5% <0.5% 0	<0.5% 1 0	

1998 FLORIDA WRITING ASSESSMENT
DISTRICT REPORT OF SCHOOL MEANS AND SCORE POINT DISTRIBUTIONS
 GRADE 10
STANDARD CURRICULUM STUDENTS

District: 46-OKALOOSA COUNTY

SCHOOL	Number of Students	Mean Score	PERCENT EARNING EACH SCORE POINT											PERCENT UNSCORABLE		
			1.0	1.5	2.0	2.5	3.0	3.5	4.0	4.5	5.0	5.5	6.0	OFF TOPIC	BLANK/ILLEGIBLE	TOTAL UNSCORABLE
0041 BAKER SCHOOL EXPOSITORY PERSUASIVE COMBINED	47 50 97	3.6 3.5 3.5	0 2 2	2 0 0	2 8 8	15 8 8	21 22 22	19 24 24	9 16 16	19 16 16	9 2 2	2 2 2	2 0 0	0 0 0	0 0 0	0 0 0
0201 LAUREL HILL SCHOOL EXPOSITORY PERSUASIVE COMBINED	12 14 26	4.4 4.3 4.3	0 0 0	0 0 0	0 0 0	0 0 0	8 0 0	0 7 7	50 50 50	8 21 21	17 14 14	17 7 7	0 0 0	0 0 0	0 0 0	0 0 0
0211 NICEVILLE SR. HIGH EXPOSITORY PERSUASIVE COMBINED	226 227 453	4.1 3.7 3.9	1 1 1	<0.5% <0.5% <0.5%	2 3 3	2 4 4	9 23 23	18 12 12	30 30 30	13 11 11	17 11 11	4 4 4	4 1 1	<0.5% 0 0	0 1 1	<0.5% 1 1
0581 CHOCTAWHATCHEE SR. HIGH EXPOSITORY PERSUASIVE COMBINED	222 220 442	3.8 3.7 3.7	1 2 2	1 <0.5% <0.5%	4 4 4	5 4 4	15 15 15	18 18 18	23 36 36	21 10 10	9 9 9	3 1 1	1 0 0	0 0 0	<0.5% 0 0	<0.5% 0 0
0601 CRESTVIEW SR. HIGH EXPOSITORY PERSUASIVE COMBINED	166 159 325	3.8 3.6 3.7	1 1 1	1 1 1	1 3 3	2 6 6	20 18 18	16 14 14	33 40 40	16 10 10	5 4 4	5 1 1	1 0 0	0 0 0	0 1 1	0 1 1
0602 CRESTVIEW VOCATIONAL-TECH EXPOSITORY PERSUASIVE COMBINED	38 18 48															
0641 FORT WALTON BEACH SR. HIGH EXPOSITORY PERSUASIVE COMBINED	204 203 407	4.0 4.0 4.0	<0.5% 0 0	0 0 0	1 <0.5% <0.5%	2 2 2	14 18 18	16 16 16	34 34 34	9 9 9	14 11 11	6 4 4	2 3 3	0 0 0	0 <0.5% <0.5%	0 <0.5% <0.5%

RUN DATE: 05/14/98

* No data are reported when less than six students were tested.

1998 FLORIDA WRITING ASSESSMENT
DISTRICT REPORT OF SCHOOL MEANS AND SCORE POINT DISTRIBUTIONS
GRADE 10
STANDARD CURRICULUM STUDENTS

District: 46-OKALOOSA COUNTY

SCHOOL	Number of Students	Mean Score	PERCENT EARNING EACH SCORE POINT										PERCENT UNSCORABLE		
			1.0	1.5	2.0	2.5	3.0	3.5	4.0	4.5	5.0	5.5	6.0	OFF TOPIC	BLANK/ILLEGIBLE
0701 OKALOOSA APPLIED TECHNOLOG EXPOSITORY PERSUASIVE COMBINED	6 6 12	3.7 3.9 3.8	0 0 0	0 0 0	17 17 0	0 0 17	17 17 0	17 17 0	17 50 0	17 17 0	0 0 0	0 0 0	0 0 0	0 0 0	0 0 0
9800 OKALOOSA ACADEMY EXPOSITORY PERSUASIVE COMBINED	14 16 30	3.0 2.3 2.6	0 13 0	7 13 0	7 6 6	7 19 31	7 6 6	14 6 6	0 0 0	0 0 0	0 0 0	0 0 0	0 6 6	0 6 6	0 6 6
46 OKALOOSA COUNTY EXPOSITORY PERSUASIVE COMBINED	900 896 1,796	3.9 3.7 3.8	1 1 1	1 1 1	2 3 3	4 4 4	15 19 15	17 15 15	28 33 11	15 11 9	11 9 3	4 3 1	2 1 0	<0.5% 1 1	<0.5% 1 1
STATE EXPOSITORY PERSUASIVE COMBINED	58,666 58,698 117,364	3.6 3.5 3.6	1 1 1	1 1 1	4 6 6	6 7 7	19 21 16	19 16 16	29 32 32	11 8 8	6 5 5	2 1 1	1 1 1	<0.5% 1 1	<0.5% 1 1

201

200

RUN DATE: 05/14/98

BEST COPY AVAILABLE

1998 FLORIDA WRITING ASSESSMENT
DISTRICT REPORT OF SCHOOL MEANS AND SCORE POINT DISTRIBUTIONS
 GRADE 10
STANDARD CURRICULUM STUDENTS

District: 47-OKEECHOBEE COUNTY

SCHOOL	Number of Students	Mean Score	PERCENT EARNING EACH SCORE POINT										PERCENT UNSCORABLE						
			1.0	1.5	2.0	2.5	3.0	3.5	4.0	4.5	5.0	5.5	6.0	OFF TOPIC	BLANK/ILLEGIBLE	TOTAL UNSCORABLE			
0021 OKEECHOBEE CENTER EXPOSITORY PERSUASIVE COMBINED	1* 0* 1*																		
0101 OKEECHOBEE HIGH SCHOOL EXPOSITORY PERSUASIVE COMBINED	161 152 313	3.5 3.3 3.4	4 2	2 0	3 9	5 7	21 28	17 18	35 28	7 7	4 1	2 1	1 0	0 0	0 0	0 0			
47 OKEECHOBEE COUNTY EXPOSITORY PERSUASIVE COMBINED	162 152 314	3.5 3.3 3.4	4 2	2 0	3 9	5 7	22 28	17 18	35 28	7 7	4 1	2 1	1 0	0 0	0 0	0 0			
STATE EXPOSITORY PERSUASIVE COMBINED	58,666 58,698 117,364	3.6 3.5 3.6	1 1	1 1	4 6	6 7	19 21	19 16	29 32	11 8	6 5	2 1	1 1	<0.5% <0.5%	<0.5% <0.5%	<0.5% 1			

* No data are reported when less than six students were tested.

RUN DATE: 05/14/98

COPY AVAILABLE

1998 FLORIDA WRITING ASSESSMENT
 DISTRICT REPORT OF SCHOOL MEANS AND SCORE POINT DISTRIBUTIONS
 GRADE 10
 STANDARD CURRICULUM STUDENTS

District: 48-ORANGE COUNTY

SCHOOL	Number of Students	Mean Score	PERCENT EARNING EACH SCORE POINT										PERCENT UNSCORABLE				
			1.0	1.5	2.0	2.5	3.0	3.5	4.0	4.5	5.0	5.5	6.0	OFF TOPIC	BLANK/ILLEGIBLE	TOTAL UNSCORABLE	
0013 HOSPITAL HOMEBOUND EXPOSITORY PERSUASIVE COMBINED	4* 5* 9	2.6	9	0	9	36	27	9	0	9	0	0	0	0	0	0	0
0041 BETA SCHOOL EXPOSITORY PERSUASIVE COMBINED	11 5* 16	2.7 2.7	9	0	9	36	27	9	0	9	0	0	0	0	0	0	0
0081 THE CHALLENGER CENTER EXPOSITORY PERSUASIVE COMBINED	3* 1* 4*		0	1	2	5	15	22	37	10	8	1	0	0	0	0	<0.5%
0111 BOONE HIGH EXPOSITORY PERSUASIVE COMBINED	237 255 492	3.7 3.6 3.7	1	1	4	4	20	19	37	9	5	<0.5%	0	0	0	0	<0.5%
0121 EDGEWATER HIGH EXPOSITORY PERSUASIVE COMBINED	251 235 486	3.5 3.3 3.4	1	2	4	9	14	16	31	12	6	2	<0.5%	<0.5%	0	4	3
0661 COLONIAL HIGH EXPOSITORY PERSUASIVE COMBINED	247 241 488	3.4 3.2 3.3	1	2	4	8	24	19	27	9	4	1	<0.5%	<0.5%	1	1	1
0671 EVANS HIGH EXPOSITORY PERSUASIVE COMBINED	338 354 692	3.1 3.1 3.1	4	4	7	11	30	20	22	1	1	0	<0.5%	<0.5%	1	1	1
204																	205

* No data are reported when less than six students were tested.

BEST COPY AVAILABLE

RUN DATE: 05/14/98

1998 FLORIDA WRITING ASSESSMENT
 DISTRICT REPORT OF SCHOOL MEANS AND SCORE POINT DISTRIBUTIONS
 GRADE 10
 STANDARD CURRICULUM STUDENTS

District: 48-ORANGE COUNTY

SCHOOL	Number of Students	Mean Score	PERCENT EARNING EACH SCORE POINT										PERCENT UNSCORABLE			
			1.0	1.5	2.0	2.5	3.0	3.5	4.0	4.5	5.0	5.5	6.0	OFF TOPIC	BLANK/ILLEGIBLE	TOTAL UNSCORABLE
0691 OAK RIDGE HIGH EXPOSITORY PERSUASIVE COMBINED	99 117 216	3.5 3.4 3.4	1 2	2 0	1 5	6 7	19 32	36 22	25 26	6 3	3 3	0 1	0 0	0 0	0 0	0 0
0931 DR. PHILLIPS HIGH SCHOOL EXPOSITORY PERSUASIVE COMBINED	359 367 726	3.8 3.6 3.7	1 2	1 2	3 5	3 4	15 18	16 16	37 31	13 10	5 8	3 2	3 2	0 1	0 1	<0.5% 1
1001 UNIVERSITY HIGH SCHOOL EXPOSITORY PERSUASIVE COMBINED	304 299 603	3.8 3.6 3.7	1 1	1 1	2 3	3 6	16 21	20 14	34 33	13 9	8 9	3 1	3 1	0 <0.5%	0 <0.5%	<0.5% 1
1411 WINTER PARK HIGH EXPOSITORY PERSUASIVE COMBINED	274 256 530	4.1 3.9 4.0	0 <0.5%	<0.5% 0	1 1	1 2	8 15	15 17	36 33	22 18	10 9	5 4	1 1	0 0	0 <0.5%	0 <0.5%
1511 WEST ORANGE HIGH EXPOSITORY PERSUASIVE COMBINED	402 396 798	3.3 3.2 3.2	2 4	2 2	8 15	11 9	22 22	22 15	21 24	6 6	4 2	1 1	1 0	0 <0.5%	0 <0.5%	0 1
1521 APOPKA SENIOR HIGH EXPOSITORY PERSUASIVE COMBINED	266 253 519	3.6 3.7 3.6	2 1	<0.5% 2	4 2	4 3	20 17	19 20	36 35	9 12	3 7	1 <0.5%	1 1	0 <0.5%	<0.5% 1	<0.5% 1
1651 CYPRESS CREEK HS EXPOSITORY PERSUASIVE COMBINED	226 225 451	3.8 3.4 3.6	<0.5% 3	1 1	2 6	5 8	12 19	21 19	36 34	12 6	8 3	2 <0.5%	0 1	0 0	0 0	0 0

RUN DATE: 05/14/98

1998 FLORIDA WRITING ASSESSMENT
DISTRICT REPORT OF SCHOOL MEANS AND SCORE POINT DISTRIBUTIONS
GRADE 10
STANDARD CURRICULUM STUDENTS

District: 48-ORANGE COUNTY

SCHOOL	Number of Students	Mean Score	PERCENT EARNING EACH SCORE POINT										PERCENT UNSCORABLE								
			1.0	1.5	2.0	2.5	3.0	3.5	4.0	4.5	5.0	5.5	6.0	OFF TOPIC	BLANK/ILLEGIBLE	TOTAL UNSCORABLE					
1691 PACE CENTER EXPOSITORY PERSUASIVE COMBINED	3* 2* 5*																				
1701 PLAZA EDUCATIONAL CT EXPOSITORY PERSUASIVE COMBINED	2* 2* 4*																				
5711 JONES HIGH EXPOSITORY PERSUASIVE COMBINED	74 71 145	3.1 3.0 3.1	3 3	3 6	8 11	15 7	30 28	18 25	20 20	1 0	1 0	1 0	0 0	0 0	0 0	0 0	0 0	0 0	0 0	0 0	
5801 WYMORE CAREER EDUCATION CT EXPOSITORY PERSUASIVE COMBINED	18 15 33	2.1 2.4 2.2	11 13	28 7	22 20	17 7	17 27	6 0	0 13	0 0	0 7	0 0	0 0	0 0	0 0	0 7	0 7	0 7	0 7	0 7	
48 ORANGE COUNTY EXPOSITORY PERSUASIVE COMBINED	3,118 3,099 6,217	3.6 3.4 3.5	1 2	2 2	4 7	7 6	18 22	19 17	30 29	10 7	5 5	2 1	1 1	1 1	<0.5% <0.5%	<0.5% 1	<0.5% 1	1 1	1 1	1 1	
STATE EXPOSITORY PERSUASIVE COMBINED	58,666 58,698 117,364	3.6 3.5 3.6	1 1	1 1	4 6	6 7	19 21	19 16	29 32	11 8	6 5	2 1	1 1	1 1	<0.5% <0.5%	<0.5% 1	<0.5% 1	<0.5% 1	<0.5% 1	<0.5% 1	
208															209						

* No data are reported when less than six students were tested.

1998 FLORIDA WRITING ASSESSMENT
 DISTRICT REPORT OF SCHOOL MEANS AND SCORE POINT DISTRIBUTIONS
 GRADE 10
 STANDARD CURRICULUM STUDENTS

District: 49-OSCEOLA COUNTY

SCHOOL	Number of Students	Mean Score	PERCENT EARNING EACH SCORE POINT													PERCENT UNSCORABLE		
			1.0	1.5	2.0	2.5	3.0	3.5	4.0	4.5	5.0	5.5	6.0	OFF TOPIC	BLANK/ILLEGIBLE	TOTAL UNSCORABLE		
0081 OSCEOLA HIGH SCHOOL EXPOSITORY PERSUASIVE COMBINED	197 197 394	3.5 3.3 3.4	1 0	0 1	2 8	6 15	28 22	19 17	32 30	8 5	3 2	0 0	0 0	0 0	0 0	1 1	1 1	
0201 ST CLOUD HIGH SCHOOL EXPOSITORY PERSUASIVE COMBINED	204 203 407	3.4 3.2 3.3	2 3	3 2	5 11	3 6	28 28	20 19	23 23	10 4	3 2	2 1	0 0	0 0	0 0	0 <0.5%	0 1	
0601 GATEWAY HIGH SCHOOL EXPOSITORY PERSUASIVE COMBINED	179 181 360	3.5 3.2 3.4	2 2	1 2	3 10	6 10	22 25	20 18	32 27	9 3	3 1	1 0	1 0	0 0	0 0	0 1	0 1	
0711 CELEBRATION SCHOOL EXPOSITORY PERSUASIVE COMBINED	22 22 44	3.4 3.4 3.4	0 0	0 0	9 14	23 0	9 23	14 32	36 27	5 0	5 0	0 5	0 0	0 0	0 0	0 0	0 0	
0841 POINCIANA HIGH SCHOOL EXPOSITORY PERSUASIVE COMBINED	166 173 339	3.7 3.7 3.7	1 1	2 0	2 2	4 3	11 21	23 14	39 39	13 12	2 6	2 1	0 0	0 0	0 0	1 0	0 0	
9001 COUNTY WIDE EXPOSITORY PERSUASIVE COMBINED	1*																	
9007 C.O.P.E. EXPOSITORY PERSUASIVE COMBINED	4* 5* 9	3.1																

* No data are reported when less than six students were tested.

RUN DATE: 05/14/98

**1998 FLORIDA WRITING ASSESSMENT
DISTRICT REPORT OF SCHOOL MEANS AND SCORE POINT DISTRIBUTIONS
GRADE 10
STANDARD CURRICULUM STUDENTS**

District: 49-OSCEOLA COUNTY

SCHOOL	Number of Students	Mean Score	PERCENT EARNING EACH SCORE POINT										PERCENT UNSCORABLE								
			1.0	1.5	2.0	2.5	3.0	3.5	4.0	4.5	5.0	5.5	6.0	OFF TOPIC	BLANK/ ILLEGIBLE	TOTAL UNSCORABLE					
9011 CHALLENGER EXPOSITORY PERSUASIVE COMBINED	2* 2* 4*																				
9015 F.U.T.U.R.E. EXPOSITORY PERSUASIVE COMBINED	4* 4* 8	2.5																			
9031 ADOLESCENT RESIDENTIAL CTR EXPOSITORY PERSUASIVE COMBINED	3* 7 10	2.6 2.8	14	14	0	14	43	0	14	0	0	0	0	0	0	0	0	0	0	0	
9036 ALTERNATIVE SCHOOL EXPOSITORY PERSUASIVE COMBINED	3* 1* 4*																				
49 OSCEOLA COUNTY EXPOSITORY PERSUASIVE COMBINED	785 795 1,580	3.5 3.3 3.4	1 2	2 1	4 8	6 9	22 25	20 17	31 29	10 5	3 3	1 1	1 0	0 0	0 0	0 0	0 0	0 0	0 0	0 0	
STATE EXPOSITORY PERSUASIVE COMBINED	58,666 58,698 117,364	3.6 3.5 3.6	1 1	1 1	4 6	6 7	19 21	19 16	29 32	11 8	6 5	2 1	1 1	1 1	1 1	1 1	1 1	1 1	1 1	1 1	
212																					213

* No data are reported when less than six students were tested.



1998 FLORIDA WRITING ASSESSMENT
 DISTRICT REPORT OF SCHOOL MEANS AND SCORE POINT DISTRIBUTIONS
 GRADE 10
 STANDARD CURRICULUM STUDENTS

District: 50-PALM BEACH COUNTY

SCHOOL	Number of Students	Mean Score	PERCENT EARNING EACH SCORE POINT										PERCENT UNSCORABLE			
			1.0	1.5	2.0	2.5	3.0	3.5	4.0	4.5	5.0	5.5	6.0	OFF TOPIC	BLANK/ILLEGIBLE	TOTAL UNSCORABLE
0081 JUPITER HIGH EXPOSITORY PERSUASIVE COMBINED	177 160 337	3.6 3.6 3.6	1 1	1 0	5 4	5 4	23 24	18 13	31 44	9 7	6 3	1 1	2 1	0 0	0 0	0 0
0151 SUNCOAST HIGH EXPOSITORY PERSUASIVE COMBINED	152 159 311	4.3 3.9 4.1	0 0	0 0	0 1	1 4	9 19	11 11	27 40	20 12	13 8	10 2	7 3	1 0	0 0	1 0
0395 PALM BEACH CO SCHOOL OF AR EXPOSITORY PERSUASIVE COMBINED	108 108 216	4.4 4.1 4.2	0 0	0 0	3 2	3 2	9 15	6 15	23 28	19 12	19 17	10 5	7 5	0 1	0 0	0 1
0581 FOREST HILL HIGH EXPOSITORY PERSUASIVE COMBINED	132 136 268	3.5 3.5 3.5	0 1	2 1	8 7	5 4	21 22	22 21	27 37	8 5	6 2	2 0	0 0	0 0	0 0	0 0
0691 LAKE WORTH HIGH EXPOSITORY PERSUASIVE COMBINED	222 211 433	3.9 3.5 3.7	<0.5% 2	<0.5% 1	2 5	5 8	15 18	17 18	30 27	16 12	10 4	4 3	<0.5% <0.5%	0 <0.5%	0 <0.5%	0 1
0722 SOUTH AREA ALT EDUC CTR EXPOSITORY PERSUASIVE COMBINED	11 13 24	2.8 2.8 2.8	9 8	9 0	9 0	18 23	18 62	18 0	9 8	9 0	0 0	0 0	0 0	0 0	0 0	0 0
0862 ATLANTIC HIGH EXPOSITORY PERSUASIVE COMBINED	213 217 430	3.7 3.4 3.5	2 2	1 4	5 6	9 12	14 18	16 15	23 25	14 8	5 6	5 3	4 0	0 0	1 1	1 1

RUN DATE: 05/14/98

BEST COPY AVAILABLE COPY AVAILABLE

**1998 FLORIDA WRITING ASSESSMENT
DISTRICT REPORT OF SCHOOL MEANS AND SCORE POINT DISTRIBUTIONS
GRADE 10
STANDARD CURRICULUM STUDENTS**

District: 50-PALM BEACH COUNTY

SCHOOL	Number of Students	Mean Score	PERCENT EARNING EACH SCORE POINT													PERCENT UNSCORABLE			
			1.0	1.5	2.0	2.5	3.0	3.5	4.0	4.5	5.0	5.5	6.0	OFF TOPIC	BLANK/ILLEGIBLE	TOTAL UNSCORABLE			
0904 DELRAY FULL SERVICE CENTER EXPOSITORY PERSUASIVE COMBINED	10 10 20	2.7 2.7 2.7	10 0	0 20	20 10	10 20	40 30	10 10	10 10	10 10	0 0	0 0	0 0	0 0	0 0	0 0	0 0	0 0	
0961 BOCA RATON HIGH EXPOSITORY PERSUASIVE COMBINED	199 193 392	3.6 3.5 3.6	0 1	1 3	4 6	6 3	15 20	24 19	28 33	16 9	3 5	3 1	0 0	0 0	2 2	2 2	2 2	2 2	
1132 SCHOOL OF CHOICE EXPOSITORY PERSUASIVE COMBINED	11 12 23	2.0 2.1 2.1	27 25	0 8	0 17	36 33	27 8	0 0	0 8	0 0	0 0	0 0	0 0	0 0	9 0	0 0	0 0	9 0	
1361 JOHN I LEONARD HIGH EXPOSITORY PERSUASIVE COMBINED	300 276 576	3.3 3.3 3.3	2 1	2 0	6 6	6 7	25 37	28 20	21 23	7 5	1 1	1 0	0 0	0 0	0 0	0 0	<0.5% 0	<0.5% 0	
1371 PALM BEACH GARDENS HIGH EXPOSITORY PERSUASIVE COMBINED	216 223 439	3.5 3.6 3.5	2 1	2 1	2 5	9 6	20 23	23 19	28 28	8 8	3 6	3 2	<0.5% 1	0 0	0 0	0 0	0 0	0 0	
1461 NORTH TECHNICAL ED CTR EXPOSITORY PERSUASIVE COMBINED	1* 1* 2*																		
1591 WEST TECHNICAL ED CENTER EXPOSITORY PERSUASIVE COMBINED	4* 6 10	2.8 2.8	0 0	0 0	33 17	0 17	0 0	50 50	0 0	0 0	0 0	0 0	0 0	0 0	0 0	0 0	0 0	0 0	0 0

* No data are reported when less than six students were tested.

1998 FLORIDA WRITING ASSESSMENT
 DISTRICT REPORT OF SCHOOL MEANS AND SCORE POINT DISTRIBUTIONS
 GRADE 10
 STANDARD CURRICULUM STUDENTS

District: 50-PALM BEACH COUNTY

SCHOOL	Number of Students	Mean Score	PERCENT EARNING EACH SCORE POINT										PERCENT UNSCORABLE				
			1.0	1.5	2.0	2.5	3.0	3.5	4.0	4.5	5.0	5.5	6.0	OFF TOPIC	BLANK/ILLEGIBLE	TOTAL UNSCORABLE	
1611 SANTALUCES HIGH EXPOSITORY PERSUASIVE COMBINED	278 300 578	3.3 3.2 3.2	1 2	2 2	6 10	13 10	23 17	24 30	23 17	19 25	9 5	1 5	0 0	0 0	0 0	0 0	0 0
1641 GOLD COAST CORP. ACADEMY EXPOSITORY PERSUASIVE COMBINED	31 30 61	2.1 2.4 2.2	3 3	13 3	23 17	13 40	6 7	29 23	6 7	0 0	0 0	0 0	0 0	0 0	0 0	13 7	0 0
1681 SPANISH RIVER HIGH EXPOSITORY PERSUASIVE COMBINED	257 279 536	3.8 3.8 3.8	0 0	2 2	2 3	4 5	14 13	15 13	18 13	37 36	13 14	6 5	2 1	0 0	0 0	0 0	0 0
1771 PAHOKEE MIDDLE/SENIOR HS EXPOSITORY PERSUASIVE COMBINED	41 47 88	3.1 3.1 3.1	0 0	5 0	11 13	24 13	20 26	27 28	20 26	17 19	2 2	0 0	0 0	0 0	0 0	0 0	0 0
1851 PALM BEACH LAKES HIGH EXPOSITORY PERSUASIVE COMBINED	262 252 514	3.2 3.2 3.2	2 3	1 2	7 9	11 14	23 18	31 21	23 18	17 25	3 4	4 2	1 2	0 0	0 0	0 0	0 0
2181 OLYMPIC HEIGHTS COMM HIGH EXPOSITORY PERSUASIVE COMBINED	245 240 485	4.2 4.1 4.1	0 0	0 0	0 1	1 2	17 17	11 8	17 17	29 36	22 20	13 9	5 5	2 2	0 0	0 0	0 0
2191 WELLINGTON HIGH SCHOOL EXPOSITORY PERSUASIVE COMBINED	296 301 597	3.8 3.7 3.7	1 1	1 0	1 3	4 3	19 17	17 16	19 17	34 43	10 10	9 4	3 1	1 0	0 0	1 1	1 1

RUN DATE: 05/14/98

**1998 FLORIDA WRITING ASSESSMENT
DISTRICT REPORT OF SCHOOL MEANS AND SCORE POINT DISTRIBUTIONS
GRADE 10
STANDARD CURRICULUM STUDENTS**

District: 50-PALM BEACH COUNTY

SCHOOL	Number of Students	Mean Score	PERCENT EARNING EACH SCORE POINT										PERCENT UNSCORABLE			
			1.0	1.5	2.0	2.5	3.0	3.5	4.0	4.5	5.0	5.5	6.0	OFF TOPIC	BLANK/ILLEGIBLE	TOTAL UNSCORABLE
2201 WILLIAM T DYER HIGH SCHOOL EXPOSITORY PERSUASIVE COMBINED	161 162 323	3.6 3.3 3.4	1 0	1 2	1 8	4 7	21 32	27 19	34 27	9 3	1 1	0 0	1 0	0 1	0 0	0 1
2301 GLADES CENTRAL HIGH EXPOSITORY PERSUASIVE COMBINED	121 133 254	3.1 3.0 3.0	3 4	4 2	2 8	14 17	40 27	20 17	15 21	2 2	1 1	0 0	0 0	0 1	0 2	0 2
2331 ROYAL PALM BEACH HIGH EXPOSITORY PERSUASIVE COMBINED	147 137 284	3.6 3.5 3.5	0 1	2 0	3 8	3 7	22 21	27 12	33 42	7 7	3 1	0 0	0 0	0 0	0 0	0 0
3002 PALM BEACH COUNTY JAIL EXPOSITORY PERSUASIVE COMBINED	5* 7 12	1.4 1.5	43	0	29	0	14	0	0	0	0	0	0	0	14	14
3005 PALM BEACH MARINE INSTITUT EXPOSITORY PERSUASIVE COMBINED	0* 1* 1*															
3006 PB REGIONAL JUV DETENTION EXPOSITORY PERSUASIVE COMBINED	4* 2* 6	1.9														
3007 PALM BEACH YOUTH CENTER EXPOSITORY PERSUASIVE COMBINED	0* 1* 1*															

221

RUN DATE: 05/14/98

*No data are reported when less than six students were tested.

BEST COPY AVAILABLE

1998 FLORIDA WRITING ASSESSMENT
DISTRICT REPORT OF SCHOOL MEANS AND SCORE POINT DISTRIBUTIONS
GRADE 10
STANDARD CURRICULUM STUDENTS

District: 50-PALM BEACH COUNTY

SCHOOL	Number of Students	Mean Score	PERCENT EARNING EACH SCORE POINT										PERCENT UNSCORABLE					
			1.0	1.5	2.0	2.5	3.0	3.5	4.0	4.5	5.0	5.5	6.0	OFF TOPIC	BLANK/ILLEGIBLE	TOTAL UNSCORABLE		
3010 PACE CENTER FOR GIRLS EXPOSITORY PERSUASIVE COMBINED	2* 2* 4*																	
3014 CARP EXPOSITORY PERSUASIVE COMBINED	1* 2* 3*																	
3016 AREA I OUTREACH EXPOSITORY PERSUASIVE COMBINED	0* 1* 1*																	
3018 AREA III OUTREACH EXPOSITORY PERSUASIVE COMBINED	1* 2* 3*																	
3021 COURT SCHOOL EXPOSITORY PERSUASIVE COMBINED	1* 0* 1*																	
3024 HIGHBRIDGE EXPOSITORY PERSUASIVE COMBINED	1* 1* 2*																	
3025 RADIO STATION EXPOSITORY PERSUASIVE COMBINED	1* 1* 2*																	

* No data are reported when less than six students were tested.

RUN DATE: 05/14/98

1998 FLORIDA WRITING ASSESSMENT
DISTRICT REPORT OF SCHOOL MEANS AND SCORE POINT DISTRIBUTIONS
District: 50-PALM BEACH COUNTY **GRADE 10**
STANDARD CURRICULUM STUDENTS

SCHOOL	Number of Students	Mean Score	PERCENT EARNING EACH SCORE POINT										PERCENT UNSCORABLE					
			1.0	1.5	2.0	2.5	3.0	3.5	4.0	4.5	5.0	5.5	6.0	OFF TOPIC	BLANK/ILLEGIBLE	TOTAL UNSCORABLE		
3026 EAGLE RIDGE EXPOSITORY PERSUASIVE COMBINED	3* 4* 7	2.6																
9034 GROWING TOGETHER PROGRAM EXPOSITORY PERSUASIVE COMBINED	1* 1* 2*																	
50 PALM BEACH COUNTY EXPOSITORY PERSUASIVE COMBINED	3,615 3,631 7,246	3.6 3.5 3.6	1 1	2 1	4 6	7 7	20 22	20 17	26 31	11 8	6 4	3 2	1 1	<0.5% <0.5%	<0.5% <0.5%	<0.5% 1		
STATE EXPOSITORY PERSUASIVE COMBINED	58,666 58,698 117,364	3.6 3.5 3.6	1 1	1 1	4 6	6 7	19 21	19 16	29 32	11 8	6 5	2 1	1 1	<0.5% <0.5%	<0.5% <0.5%	<0.5% 1		
224																		225

* No data are reported when less than six students were tested.

1998 FLORIDA WRITING ASSESSMENT
 DISTRICT REPORT OF SCHOOL MEANS AND SCORE POINT DISTRIBUTIONS
 GRADE 10
 STANDARD CURRICULUM STUDENTS

District: 51-PASCO COUNTY

SCHOOL	Number of Students	Mean Score	PERCENT EARNING EACH SCORE POINT										PERCENT UNSCORABLE				
			1.0	1.5	2.0	2.5	3.0	3.5	4.0	4.5	5.0	5.5	6.0	OFF TOPIC	BLANK/ILLEGIBLE	TOTAL UNSCORABLE	
			0031 PASCO COMPREHENSIVE HIGH EXPOSITORY PERSUASIVE COMBINED	131 137 268	3.4 3.4 3.4	2 0	2 2	8 4	8 8	20 28	22 18	26 26	9 8	2 4	0 0	0 0	0 0
0081 MOORE-MICKENS EDUCATION CT EXPOSITORY PERSUASIVE COMBINED	6 9 15	2.8 2.2 2.4	0 11	17 0	0 56	33 11	33 22	0 0	17 0	0 0	0 0	0 0	0 0	0 0	0 0	0 0	0 0
0131 ZEPHYRHILLS HIGH SCHOOL EXPOSITORY PERSUASIVE COMBINED	196 203 399	3.4 3.4 3.4	2 1	5 2	8 9	7 5	19 21	17 18	27 29	11 6	5 6	1 <0.5%	0 <0.5%	0 0	0 0	0 1	0 1
0242 HARRY SCHWETTMAN ED CTR EXPOSITORY PERSUASIVE COMBINED	6 4* 10	2.6 2.4	0	0	33	33	17	17	0	0	0	0	0	0	0	0	0
0331 GULF HIGH SCHOOL EXPOSITORY PERSUASIVE COMBINED	173 170 343	3.7 3.4 3.5	1 1	0 2	3 6	5 2	18 26	23 15	28 36	9 9	9 2	2 0	1 0	0 0	0 0	1 1	1 1
0471 RIVER RIDGE MIDDLE & HIGH EXPOSITORY PERSUASIVE COMBINED	177 170 347	3.8 3.6 3.7	1 1	0 2	5 4	3 4	14 21	19 19	32 34	12 10	8 5	5 1	2 1	0 0	0 0	1 0	1 0
0521 HUDSON HIGH EXPOSITORY PERSUASIVE COMBINED	121 119 240	3.4 3.4 3.4	1 3	2 2	5 6	9 7	21 20	26 21	26 30	8 9	1 3	2 0	0 0	0 0	0 0	0 0	0 0

* No data are reported when less than six students were tested.

BEST COPY AVAILABLE

RUN DATE: 05/14/98

1998 FLORIDA WRITING ASSESSMENT
 DISTRICT REPORT OF SCHOOL MEANS AND SCORE POINT DISTRIBUTIONS
 GRADE 10
 STANDARD CURRICULUM STUDENTS

District: 51-PASCO COUNTY

SCHOOL	Number of Students	Mean Score	PERCENT EARNING EACH SCORE POINT										PERCENT UNSCORABLE		
			1.0	1.5	2.0	2.5	3.0	3.5	4.0	4.5	5.0	5.5	6.0	OFF TOPIC	BLANK/ILLEGIBLE
0801 LAND O' LAKES HIGH EXPOSITORY PERSUASIVE COMBINED	161 166 327	3.6 3.4 3.5	1 1	1 4	1 12	8 6	22 21	25 14	25 28	11 7	6 6	1 1	1 0	0 1	0 1
0931 RIDGEWOOD HIGH EXPOSITORY PERSUASIVE COMBINED	201 196 397	3.6 3.4 3.5	<0.5% 0	<0.5% 1	6 5	7 8	21 27	23 25	22 28	11 5	5 1	1 1	1 1	0 1	0 1
0991 FRED K MARCHMAN VOC CENTER EXPOSITORY PERSUASIVE COMBINED	2* 3* 5*														
51 PASCO COUNTY EXPOSITORY PERSUASIVE COMBINED	1,174 1,177 2,351	3.5 3.4 3.5	1 1	1 2	5 7	7 6	19 24	22 19	26 30	10 7	5 4	2 <0.5%	1 <0.5%	0 1	<0.5% 1
STATE EXPOSITORY PERSUASIVE COMBINED	58,666 58,698 117,364	3.6 3.5 3.6	1 1	1 1	4 6	6 7	19 21	19 16	29 32	11 8	6 5	2 1	1 1	<0.5% <0.5%	<0.5% 1
228															229

* No data are reported when less than six students were tested.

1998 FLORIDA WRITING ASSESSMENT
 DISTRICT REPORT OF SCHOOL MEANS AND SCORE POINT DISTRIBUTIONS
 GRADE 10
 STANDARD CURRICULUM STUDENTS

District: 52-PINELLAS COUNTY

SCHOOL	Number of Students	Mean Score	PERCENT EARNING EACH SCORE POINT										PERCENT UNSCORABLE			
			1.0	1.5	2.0	2.5	3.0	3.5	4.0	4.5	5.0	5.5	6.0	OFF TOPIC	BLANK/ILLEGIBLE	TOTAL UNSCORABLE
0431 BOCA CIEGA HIGH EXPOSITORY PERSUASIVE COMBINED	210 199 409	4.0 3.7 3.8	<0.5% 1	2 1	2 5	3 8	8 16	16 12	34 40	17 13	14 5	3 1	1 1	0 0	0 0	0 0
0711 CLEARWATER HIGH SCHOOL EXPOSITORY PERSUASIVE COMBINED	197 193 390	3.8 3.7 3.8	1 2	1 1	1 3	5 2	16 15	19 20	25 38	17 11	10 6	2 1	2 2	0 0	1 2	1 2
0751 COUNTRYSIDE HIGH SCHOOL EXPOSITORY PERSUASIVE COMBINED	168 182 350	3.8 3.8 3.8	1 3	1 1	4 3	5 3	18 13	17 14	26 37	15 10	8 13	5 1	1 1	0 0	1 1	1 1
1031 DIXIE M. HOLLINS HIGH SCHL EXPOSITORY PERSUASIVE COMBINED	152 144 296	3.5 3.4 3.5	1 1	1 1	7 4	5 7	20 28	22 26	30 27	11 4	4 2	0 0	0 0	0 0	0 0	0 0
1081 DUNEDIN HIGH SCHOOL EXPOSITORY PERSUASIVE COMBINED	165 159 324	3.8 3.7 3.7	1 1	1 0	2 4	4 5	15 21	19 16	30 35	12 6	7 9	5 3	2 0	1 0	1 1	1 1
1531 GIBBS HIGH SCHOOL EXPOSITORY PERSUASIVE COMBINED	162 154 316	3.9 3.6 3.8	1 1	1 1	1 4	5 8	15 15	20 18	28 36	15 12	7 3	6 3	2 0	0 0	0 0	0 0
2031 LAKEWOOD HIGH SCHOOL EXPOSITORY PERSUASIVE COMBINED	154 152 306	4.0 3.6 3.8	0 0	1 1	1 5	4 11	13 14	12 15	32 35	16 13	13 5	3 1	3 1	1 0	0 0	1 0

RUN DATE: 05/14/98

**1998 FLORIDA WRITING ASSESSMENT
DISTRICT REPORT OF SCHOOL MEANS AND SCORE POINT DISTRIBUTIONS
GRADE 10
STANDARD CURRICULUM STUDENTS**

District: 52-PINELLAS COUNTY

SCHOOL	Number of Students	Mean Score	PERCENT EARNING EACH SCORE POINT													PERCENT UNSCORABLE		
			1.0	1.5	2.0	2.5	3.0	3.5	4.0	4.5	5.0	5.5	6.0	OFF TOPIC	BLANK/ILLEGIBLE	TOTAL UNSCORABLE		
2081 LARGO HIGH SCHOOL EXPOSITORY PERSUASIVE COMBINED	170 169 339	3.8 3.5 3.7	0 0	1 0	4 5	2 5	21 24	13 23	31 32	21 6	6 5	1 0	1 0	0 0	0 0	0 0		
2641 NORTHEAST HIGH SCHOOL EXPOSITORY PERSUASIVE COMBINED	173 189 362	3.5 3.4 3.4	1 3	1 2	4 8	9 7	19 21	16 18	31 25	13 9	3 4	0 1	1 1	0 0	1 1	1 1		
3031 OSCEOLA HIGH SCHOOL EXPOSITORY PERSUASIVE COMBINED	127 129 256	4.0 3.8 3.9	0 2	0 0	2 3	6 4	9 11	20 20	25 41	21 9	9 7	5 4	3 0	0 0	0 0	0 0		
3371 SEMINOLE VO-ED CTR EXPOSITORY PERSUASIVE COMBINED	13 9 22	2.4 2.4 2.4	0 11	15 11	31 22	15 0	31 56	8 0	0 0	0 0	0 0	0 0	0 0	0 0	0 0	0 0		
3421 PINELLAS PARK HIGH SCHOOL EXPOSITORY PERSUASIVE COMBINED	195 201 396	3.8 3.6 3.7	3 3	1 <0.5%	3 5	3 6	14 16	15 16	28 31	18 10	8 7	5 1	2 1	0 <0.5%	0 1	0 2		
3781 ST. PETERSBURG HIGH SCHOOL EXPOSITORY PERSUASIVE COMBINED	226 231 457	4.2 4.1 4.1	1 <0.5%	<0.5% 0	1 3	5 6	8 12	15 10	23 26	15 17	15 14	9 8	7 4	0 0	0 0	0 0		
3802 TEAM-PTEC ST PETE EXPOSITORY PERSUASIVE COMBINED	4* 5* 9	3.1																

233

* No data are reported when less than six students were tested.

**1998 FLORIDA WRITING ASSESSMENT
DISTRICT REPORT OF SCHOOL MEANS AND SCORE POINT DISTRIBUTIONS
GRADE 10
STANDARD CURRICULUM STUDENTS**

District: 52-PINELLAS COUNTY

SCHOOL	Number of Students	Mean Score	PERCENT EARNING EACH SCORE POINT											PERCENT UNSCORABLE		
			1.0	1.5	2.0	2.5	3.0	3.5	4.0	4.5	5.0	5.5	6.0	OFF TOPIC	BLANK/ILLEGIBLE	TOTAL UNSCORABLE
3921 SEMINOLE HIGH SCHOOL EXPOSITORY PERSUASIVE COMBINED	203 202 405	3.9 3.7 3.8	0 0	1 1	3 2	1 3	19 19	15 21	29 31	12 14	15 4	2 2	2 <0.5%	<0.5% 0	<0.5% 1	1 1
4521 TARPON SPRINGS HIGH SCHOOL EXPOSITORY PERSUASIVE COMBINED	149 145 294	3.9 3.7 3.8	1 1	2 0	1 3	4 4	9 17	13 16	35 39	17 10	10 8	4 0	1 1	0 0	3 1	3 1
4542 TEAH-PTEC CLEARWATER EXPOSITORY PERSUASIVE COMBINED	11 11 22	3.1 3.0 3.1	0 0	0 0	18 18	0 27	36 18	27 9	18 18	0 9	0 0	0 0	0 0	0 0	0 0	0 0
4681 PALM HARBOR UNIVERSITY HIG EXPOSITORY PERSUASIVE COMBINED	194 199 393	4.5 4.4 4.5	0 1	0 0	1 2	1 1	5 8	7 8	29 26	14 15	25 21	8 8	10 12	0 0	1 1	1 1
6181 EAST LAKE HIGH SCHOOL EXPOSITORY PERSUASIVE COMBINED	181 171 352	3.8 3.8 3.8	0 1	2 2	3 2	4 6	14 15	21 16	25 29	14 15	8 8	7 4	2 2	0 0	0 1	0 1
7071 DROPOUT PREVENTION EXPOSITORY PERSUASIVE COMBINED	47 42 89	2.7 2.8 2.7	13 10	4 5	11 19	28 7	13 33	23 12	2 7	6 5	0 2	0 0	0 0	0 0	0 0	0 0
7121 EWES EXPOSITORY PERSUASIVE COMBINED	16 16 32	2.3 2.4 2.3	19 13	6 6	13 38	31 6	25 25	0 6	6 0	0 6	0 0	0 0	0 0	0 0	0 0	0 0

RUN DATE: 05/16/98

1998 FLORIDA WRITING ASSESSMENT
DISTRICT REPORT OF SCHOOL MEANS AND SCORE POINT DISTRIBUTIONS
District: 52-PINELLAS COUNTY
GRADE 10
STANDARD CURRICULUM STUDENTS

SCHOOL	Number of Students	Mean Score	PERCENT EARNING EACH SCORE POINT										PERCENT UNSCORABLE			
			1.0	1.5	2.0	2.5	3.0	3.5	4.0	4.5	5.0	5.5	6.0	OFF TOPIC	BLANK/ILLEGIBLE	TOTAL UNSCORABLE
52 PINELLAS COUNTY EXPOSITORY PERSUASIVE COMBINED	2,917	3.9	1	1	3	5	14	16	28	15	10	4	2	<0.5%	<0.5%	<0.5%
	2,902	3.7	1	1	4	5	17	16	32	11	8	2	2	<0.5%	1	1
	5,819	3.8														
STATE EXPOSITORY PERSUASIVE COMBINED	58,666	3.6	1	1	4	6	19	19	29	11	6	2	1	<0.5%	<0.5%	<0.5%
	58,698	3.5	1	1	6	7	21	16	32	8	5	1	1	<0.5%	<0.5%	1
	117,364	3.6														
236																237

BEST COPY AVAILABLE

RUN DATE: 05/16/98

1998 FLORIDA WRITING ASSESSMENT
DISTRICT REPORT OF SCHOOL MEANS AND SCORE POINT DISTRIBUTIONS
 GRADE 10
STANDARD CURRICULUM STUDENTS

District: 53-POLK COUNTY

SCHOOL	Number of Students	Mean Score	PERCENT EARNING EACH SCORE POINT												PERCENT UNSCORABLE		
			1.0	1.5	2.0	2.5	3.0	3.5	4.0	4.5	5.0	5.5	6.0	OFF TOPIC	BLANK/ILLEGIBLE	TOTAL UNSCORABLE	
0031 LAKELAND SENIOR HIGH SCHOOL EXPOSITORY PERSUASIVE COMBINED	172 160 332	3.8 3.8 3.8	1 0	1 1	1 3	6 3	11 15	21 18	40 41	11 11	5 7	3 1	1 1	0 0	0 0	0 0	
0033 HARRISON SCHOOL FOR ARTS EXPOSITORY PERSUASIVE COMBINED	42 40 82	4.5 4.2 4.3	0 0	0 0	0 0	2 0	0 8	5 8	43 43	17 28	17 15	10 0	7 0	0 0	0 0	0 0	
0421 DONALD E. WOODS CENTER EXPOSITORY PERSUASIVE COMBINED	3* 4* 7	3.2															
0481 WINTER HAVEN HIGH SCHOOL EXPOSITORY PERSUASIVE COMBINED	177 179 356	3.7 3.7 3.7	0 0	1 1	5 5	5 6	13 15	23 17	29 36	18 10	6 4	2 4	0 1	0 1	0 1	0 2	
0642 LAKE ALFRED CAREER DEV CTR EXPOSITORY PERSUASIVE COMBINED	16 18 34	2.8 2.4 2.5	0 6	0 17	13 11	13 39	44 22	25 6	0 0	0 0	0 0	0 0	0 0	0 0	6 0	0 0	
0791 FORT MEADE JR SR HIGH EXPOSITORY PERSUASIVE COMBINED	39 39 78	4.0 3.4 3.7	0 3	0 0	3 8	3 18	5 13	21 23	36 18	18 13	15 3	0 3	0 0	0 0	0 0	0 0	
0811 AUBURNDALE HIGH SCHOOL EXPOSITORY PERSUASIVE COMBINED	162 172 334	3.9 3.9 3.9	1 1	0 0	2 2	1 2	17 12	17 19	30 33	20 16	9 10	2 3	1 1	1 0	0 0	1 0	

* No data are reported when less than six students were tested.

RUN DATE: 05/16/98

1998 FLORIDA WRITING ASSESSMENT
 DISTRICT REPORT OF SCHOOL MEANS AND SCORE POINT DISTRIBUTIONS
 GRADE 10
 STANDARD CURRICULUM STUDENTS

District: 53-POLK COUNTY

SCHOOL	Number of Students	Mean Score	PERCENT EARNING EACH SCORE POINT											PERCENT UNSCORABLE		
			1.0	1.5	2.0	2.5	3.0	3.5	4.0	4.5	5.0	5.5	6.0	OFF TOPIC	BLANK/ILLEGIBLE	TOTAL UNSCORABLE
0901 BARTOW HIGH SCHOOL EXPOSITORY PERSUASIVE COMBINED	112 118 230	4.1 4.0 4.0	0 0 0	0 0 0	2 0 0	0 2 0	10 11 0	19 17 0	30 45 0	17 15 0	17 8 0	4 2 0	2 1 0	0 0 0	0 0 0	0 0 0
0903 INTERNATIONAL BACCALAUREAT EXPOSITORY PERSUASIVE COMBINED	19 20 39	4.5 4.5 4.5	0 0 0	0 0 0	0 0 0	0 0 0	5 10 0	37 40 0	26 15 0	16 15 0	16 10 0	16 10 0	0 10 0	0 0 0	0 0 0	0 0 0
1131 MULBERRY HIGH SCHOOL EXPOSITORY PERSUASIVE COMBINED	85 82 167	3.8 4.0 3.9	0 0 0	0 0 0	0 0 0	8 5 0	19 16 13	28 34 0	13 17 0	12 10 0	2 2 0	2 2 0	1 2 0	0 0 0	0 0 0	0 0 0
1181 KATHLEEN SENIOR HIGH SCHOOL EXPOSITORY PERSUASIVE COMBINED	160 165 325	3.5 3.4 3.5	3 1 0	1 2 0	1 7 0	6 6 0	18 26 18	38 35 0	6 4 0	2 2 0	1 0 0	1 0 0	0 0 0	0 1 0	0 0 0	0 1 0
1491 GAUSE CAREER DEV CENTER EXPOSITORY PERSUASIVE COMBINED	22 21 43	3.1 3.2 3.1	0 0 0	5 0 0	18 5 0	0 10 0	41 43 0	14 19 0	0 0 0	5 0 0	0 0 0	0 0 0	0 0 0	0 0 0	0 0 0	0 0 0
1671 MCKEEL ACADEMY OF APPLIED EXPOSITORY PERSUASIVE COMBINED	36 33 69	3.5 4.0 3.7	0 0 0	3 0 0	3 0 0	6 0 0	19 12 9	39 58 0	3 15 0	3 6 0	0 0 0	0 0 0	0 0 0	0 0 0	0 0 0	0 0 0
1721 LAKE WALES HIGH EXPOSITORY PERSUASIVE COMBINED	129 118 247	3.6 3.4 3.5	0 0 0	3 0 0	2 11 0	5 8 0	27 25 18	26 20 0	10 13 0	5 4 0	2 1 0	2 1 0	1 0 0	1 0 0	1 0 0	1 0 0

**1998 FLORIDA WRITING ASSESSMENT
DISTRICT REPORT OF SCHOOL MEANS AND SCORE POINT DISTRIBUTIONS
GRADE 10
STANDARD CURRICULUM STUDENTS**

District: 53-POLK COUNTY

SCHOOL	Number of Students	Mean Score	PERCENT EARNING EACH SCORE POINT											PERCENT UNSCORABLE		
			1.0	1.5	2.0	2.5	3.0	3.5	4.0	4.5	5.0	5.5	6.0	OFF TOPIC	BLANK/ ILLEGIBLE	TOTAL UNSCORABLE
1762 LAKE GIBSON HIGH EXPOSITORY PERSUASIVE COMBINED	136 133 269	3.9 3.8 3.9	0 1	1 0	4 2	3 3	14 17	16 18	26 39	18 14	4 2	1 0	0 0	0 0	0 0	
1791 HAINES CITY HIGH EXPOSITORY PERSUASIVE COMBINED	163 168 331	3.8 3.7 3.8	0 0	0 1	1 1	5 8	18 17	21 16	33 38	16 11	2 1	0 1	0 0	0 0	0 0	
1801 FROSTPROOF MIDDLE-SR H.S. EXPOSITORY PERSUASIVE COMBINED	57 60 117	3.8 3.8 3.8	0 0	0 0	2 3	7 3	25 23	18 15	26 23	4 17	4 3	0 0	0 0	0 0	0 0	
1931 GEORGE JENKINS HIGH EXPOSITORY PERSUASIVE COMBINED	222 222 444	4.0 3.8 3.9	0 <0.5%	0 <0.5%	1 <0.5%	1 3	13 12	21 22	29 40	18 14	5 1	1 0	0 0	0 0	0 0	
1991 LAKE REGION HIGH EXPOSITORY PERSUASIVE COMBINED	171 174 345	3.8 3.8 3.8	1 1	1 0	2 3	2 3	20 16	17 18	35 42	9 13	3 1	1 0	0 0	1 0	1 0	
2001 BILL DUNCAN OPPORTUNITY CT EXPOSITORY PERSUASIVE COMBINED	8 5* 13	3.1 3.2	0	25	0	13	13	38	0	0	13	0	0	0	0	0
8011 SABAL PALM EXPOSITORY PERSUASIVE COMBINED	27 35 62	2.3 2.3 2.3	26 23	4 6	19 11	15 11	15 34	15 9	4 3	4 0	0 0	0 0	0 0	0 3	0 3	0 3

* No data are reported when less than six students were tested.

RUN DATE: 05/14/98

**1998 FLORIDA WRITING ASSESSMENT
DISTRICT REPORT OF SCHOOL MEANS AND SCORE POINT DISTRIBUTIONS
GRADE 10
STANDARD CURRICULUM STUDENTS**

District: 53-POLK COUNTY

SCHOOL	Number of Students	Mean Score	PERCENT EARNING EACH SCORE POINT										PERCENT UNSCORABLE				
			1.0	1.5	2.0	2.5	3.0	3.5	4.0	4.5	5.0	5.5	6.0	OFF TOPIC	BLANK/ILLEGIBLE	TOTAL UNSCORABLE	
9202 CENTRAL FLORIDA INSTITUTE EXPOSITORY PERSUASIVE COMBINED	4* 2* 6	2.8	0	0	17	33	17	33	0	0	0	0	0	0	0	0	0
9205 RIDGE TEEN PARENT PROGRAM EXPOSITORY PERSUASIVE COMBINED	6 3* 9	2.8	0	0	17	33	17	33	0	0	0	0	0	0	0	0	0
9206 LAKELAND TEEN PARENT PROGR EXPOSITORY PERSUASIVE COMBINED	13 12 25	3.3 2.6 3.0	0	0	8	0	38	42	31	23	0	0	0	0	0	0	0
9210 MARK WILCOX CENTER EXPOSITORY PERSUASIVE COMBINED	2* 1* 3*		0	0	17	25	42	0	0	8	0	0	0	0	0	0	0
9211 BARTON YOUTH TRAINING CENT EXPOSITORY PERSUASIVE COMBINED	1* 2* 3*																
9214 EXPULSION PROGRAMS EXPOSITORY PERSUASIVE COMBINED	1* 1* 2*																
9216 BOOTCAMP EXPOSITORY PERSUASIVE COMBINED	7 7 14	3.4 3.1 3.3	0	0	0	14	29	14	29	14	14	0	14	0	0	0	0
244																	245

* No data are reported when less than six students were tested.

1998 FLORIDA WRITING ASSESSMENT
DISTRICT REPORT OF SCHOOL MEANS AND SCORE POINT DISTRIBUTIONS
GRADE 10
STANDARD CURRICULUM STUDENTS

District: 53-POLK COUNTY

SCHOOL	Number of Students	Mean Score	PERCENT EARNING EACH SCORE POINT										PERCENT UNSCORABLE						
			1.0	1.5	2.0	2.5	3.0	3.5	4.0	4.5	5.0	5.5	6.0	OFF TOPIC	BLANK/ILLEGIBLE	TOTAL UNSCORABLE			
			9217 ADJUDICATED YOUTH EXPOSITORY PERSUASIVE COMBINED	0* 1* 1*															
53 POLK COUNTY EXPOSITORY PERSUASIVE COMBINED	1,992 1,995 3,987	3.8 3.7 3.7	1 1	1 1	3 3	4 5	16 17	19 17	31 35	13 12	8 6	3 2	1 1	<0.5% <0.5%	<0.5% <0.5%	<0.5% <0.5%			
STATE EXPOSITORY PERSUASIVE COMBINED	58,666 58,698 117,364	3.6 3.5 3.6	1 1	1 1	4 6	6 7	19 21	19 16	29 32	11 8	6 5	2 1	1 1	<0.5% <0.5%	<0.5% <0.5%	<0.5% <0.5%			

RUN DATE: 05/14/98

* No data are reported when less than six students were tested.

1998 FLORIDA WRITING ASSESSMENT
DISTRICT REPORT OF SCHOOL MEANS AND SCORE POINT DISTRIBUTIONS
GRADE 10
STANDARD CURRICULUM STUDENTS

District: 54-PUTNAM COUNTY

SCHOOL	Number of Students	Mean Score	PERCENT EARNING EACH SCORE POINT										PERCENT UNSCORABLE			
			1.0	1.5	2.0	2.5	3.0	3.5	4.0	4.5	5.0	5.5	6.0	OFF TOPIC	BLANK/ILLEGIBLE	TOTAL UNSCORABLE
0112 INTERLACHEN HIGH SCHOOL EXPOSITORY PERSUASIVE COMBINED	86 85 171	3.4 3.2 3.3	1 4	2 0	2 6	9 7	34 31	16 22	27 28	5 0	1 1	2 0	0 0	0 0	0 1	0 1
0182 PUTNAM ACADEMY EXPOSITORY PERSUASIVE COMBINED	5* 3* 8	1.8														
0261 CRESCENT CITY JR/SR HIGH EXPOSITORY PERSUASIVE COMBINED	41 42 83	2.4 2.9 2.6	17 0	12 5	22 21	5 14	24 31	10 12	7 17	2 0	0 0	0 0	0 0	0 0	0 0	0 0
0301 PALATKA HIGH SCHOOL EXPOSITORY PERSUASIVE COMBINED	211 188 399	3.2 3.3 3.2	1 2	3 3	7 8	7 12	26 23	21 13	22 27	6 11	3 1	0 0	<0.5% 0	4 1	4 1	
54 PUTNAM COUNTY EXPOSITORY PERSUASIVE COMBINED	343 318 661	3.1 3.2 3.2	3 2	4 3	8 9	7 11	28 26	18 15	21 25	5 6	2 1	1 0	<0.5% 0	2 1	3 1	
STATE EXPOSITORY PERSUASIVE COMBINED	58,666 58,698 117,364	3.6 3.5 3.6	1 1	1 1	4 6	6 7	19 21	19 16	29 32	11 8	6 5	2 1	<0.5% <0.5%	<0.5% <0.5%	<0.5% 1	

BEST COPY AVAILABLE

* No data are reported when less than six students were tested.

1998 FLORIDA WRITING ASSESSMENT
 DISTRICT REPORT OF SCHOOL MEANS AND SCORE POINT DISTRIBUTIONS
 GRADE 10
 STANDARD CURRICULUM STUDENTS

District: 55-ST. JOHNS COUNTY

SCHOOL	Number of Students	Mean Score	PERCENT EARNING EACH SCORE POINT										PERCENT UNSCORABLE				
			1.0	1.5	2.0	2.5	3.0	3.5	4.0	4.5	5.0	5.5	6.0	OFF TOPIC	BLANK/ILLEGIBLE	TOTAL UNSCORABLE	
0031 EVELYN HAMBLEN ALT. CTR EXPOSITORY PERSUASIVE COMBINED	8	2.8	0	0	25	25	38	0	0	13	0	0	0	0	0	0	0
	17	2.4	12	0	41	24	12	6	0	6	0	0	0	0	0	0	0
	25	2.5															
0032 GAINES CENTER EXPOSITORY PERSUASIVE COMBINED	2*																
	2*																
	4*																
0181 ST. AUGUSTINE HIGH EXPOSITORY PERSUASIVE COMBINED	253	3.6	<0.5%	<0.5%	6	9	16	23	25	11	5	2	1	0	0	0	0
	253	3.6	1	<0.5%	2	7	23	15	32	10	5	2	1	0	<0.5%	<0.5%	<0.5%
	506	3.6															
0251 ALLEN D. NEASE JR.-SR. HIGH EXPOSITORY PERSUASIVE COMBINED	235	3.6	<0.5%	<0.5%	3	6	21	20	26	16	5	1	<0.5%	0	<0.5%	<0.5%	0
	242	3.7	1	2	4	5	18	13	33	13	9	1	1	0	<0.5%	<0.5%	0
	477	3.7															
55 ST. JOHNS COUNTY EXPOSITORY PERSUASIVE COMBINED	498	3.6	<0.5%	<0.5%	5	8	19	21	25	13	5	2	1	0	<0.5%	<0.5%	<0.5%
	514	3.6	2	1	4	7	20	14	32	11	6	1	1	0	<0.5%	<0.5%	<0.5%
	1,012	3.6															
STATE EXPOSITORY PERSUASIVE COMBINED	58,666	3.6	1	1	4	6	19	19	29	11	6	2	1	<0.5%	<0.5%	<0.5%	1
	58,698	3.5	1	1	6	7	21	16	32	8	5	1	1	<0.5%	<0.5%	<0.5%	1
	117,364	3.6															

* No data are reported when less than six students were tested.

**1998 FLORIDA WRITING ASSESSMENT
DISTRICT REPORT OF SCHOOL MEANS AND SCORE POINT DISTRIBUTIONS
GRADE 10
STANDARD CURRICULUM STUDENTS**

District: 56-ST. LUCIE COUNTY

SCHOOL	Number of Students	Mean Score	PERCENT EARNING EACH SCORE POINT										PERCENT UNSCORABLE		
			1.0	1.5	2.0	2.5	3.0	3.5	4.0	4.5	5.0	5.5	6.0	OFF TOPIC	BLANK/ILLEGIBLE
0121 LINCOLN PARK ACADEMY EXPOSITORY PERSUASIVE COMBINED	106 111 217	3.7 3.8 3.8	0 0	0 1	1 3	6 7	19 8	26 32	13 14	8 11	5 3	1 0	0 0	3 0	3 0
0161 FORT PIERCE CENTRAL HIGH EXPOSITORY PERSUASIVE COMBINED	197 198 395	3.5 3.6 3.6	1 4	1 1	2 2	7 6	23 17	28 37	7 11	4 6	1 1	1 0	0 0	0 1	0 1
0162 PERFORMANCE BASED EXPOSITORY PERSUASIVE COMBINED	8 7 15	3.1 2.8 2.9	0 0	0 0	13 14	13 29	25 14	13 0	0 0	0 0	0 0	0 0	0 0	0 0	0 0
0201 FORT PIERCE WESTWOOD H.S. EXPOSITORY PERSUASIVE COMBINED	148 126 274	3.6 3.6 3.6	0 2	0 0	2 3	6 5	27 24	28 26	9 12	4 5	0 1	0 0	0 0	0 1	0 1
0202 ANGLEWOOD CENTER EXPOSITORY PERSUASIVE COMBINED	2* 1* 3*														
0203 WOODLANDS ACADEMY EXPOSITORY PERSUASIVE COMBINED	2* 2* 4*														
0301 PORT ST. LUCIE HIGH EXPOSITORY PERSUASIVE COMBINED	205 207 410	3.7 3.6 3.6	1 1	<0.5% 1	3 7	4 7	24 12	29 31	11 14	5 5	4 0	1 2	0 0	1 0	1 0

253

RUN DATE: 05/14/98

* No data are reported when less than six students were tested.

1998 FLORIDA WRITING ASSESSMENT
DISTRICT REPORT OF SCHOOL MEANS AND SCORE POINT DISTRIBUTIONS
GRADE 10
STANDARD CURRICULUM STUDENTS

District: 56-ST. LUCIE COUNTY

SCHOOL	Number of Students	Mean Score	PERCENT EARNING EACH SCORE POINT										PERCENT UNSCORABLE					
			1.0	1.5	2.0	2.5	3.0	3.5	4.0	4.5	5.0	5.5	6.0	OFF TOPIC	BLANK/ILLEGIBLE	TOTAL UNSCORABLE		
56 ST. LUCIE COUNTY EXPOSITORY PERSUASIVE COMBINED	666	3.6	1	<0.5%	2	6	22	24	28	9	5	2	1	0	1	1	<0.5%	1
	652 1,318	3.6 3.6	2	1	4	7	19	15	32	13	6	1	1	0	<0.5%	<0.5%	<0.5%	1
STATE EXPOSITORY PERSUASIVE COMBINED	58,666	3.6	1	1	4	6	19	19	29	11	6	2	1	<0.5%	<0.5%	<0.5%	<0.5%	1
	58,698 117,364	3.5 3.6	1	1	6	7	21	16	32	8	5	1	1	<0.5%	<0.5%	<0.5%	<0.5%	1

RUN DATE: 05/14/98

1998 FLORIDA WRITING ASSESSMENT
 DISTRICT REPORT OF SCHOOL MEANS AND SCORE POINT DISTRIBUTIONS
 GRADE 10
 STANDARD CURRICULUM STUDENTS

District: 57-SANTA ROSA COUNTY

SCHOOL	Number of Students	Mean Score	PERCENT EARNING EACH SCORE POINT													PERCENT UNSCORABLE		
			1.0	1.5	2.0	2.5	3.0	3.5	4.0	4.5	5.0	5.5	6.0	OFF TOPIC	BLANK/ILLEGIBLE	TOTAL UNSCORABLE		
0021 CENTRAL HIGH SCHOOL EXPOSITORY PERSUASIVE COMBINED	24 19 43	2.9 3.2 3.0	8 0	0 0	0 11	21 21	38 21	25 26	8 16	0 5	0 0	0 0	0 0	0 0	0 0	0 0	0 0	
0103 GULF BREEZE SENIOR HIGH EXPOSITORY PERSUASIVE COMBINED	130 137 267	3.7 3.5 3.6	0 1	0 1	1 5	7 10	23 17	21 20	28 35	12 9	5 1	2 1	2 0	0 0	0 0	0 0	0 0	
0141 JAY HIGH EXPOSITORY PERSUASIVE COMBINED	36 35 71	3.3 3.5 3.4	3 0	0 0	0 9	14 3	33 14	14 29	31 43	6 3	0 0	0 0	0 0	0 0	0 0	0 0	0 0	
0151 MILTON HIGH EXPOSITORY PERSUASIVE COMBINED	153 157 310	3.6 3.5 3.6	0 1	2 1	3 4	6 8	18 20	25 18	31 39	9 4	5 4	1 1	1 0	0 0	0 0	0 0	0 0	
0152 SANTA ROSA COUNTY ADULT H. EXPOSITORY PERSUASIVE COMBINED	5* 2* 7	2.2																
0182 PACE HIGH EXPOSITORY PERSUASIVE COMBINED	176 186 362	3.7 3.7 3.7	0 1	1 1	2 3	5 2	18 20	22 18	31 38	14 12	6 6	1 1	2 0	1 0	0 0	1 0	0 0	
0201 BLACKWATER STOP CAMP SCHOOL EXPOSITORY PERSUASIVE COMBINED	0* 1* 1*																257	

RUN DATE: 05/14/98

* No data are reported when less than six students were tested.

1998 FLORIDA WRITING ASSESSMENT
DISTRICT REPORT OF SCHOOL MEANS AND SCORE POINT DISTRIBUTIONS
 GRADE 10
 STANDARD CURRICULUM STUDENTS

District: 57-SANTA ROSA COUNTY

SCHOOL	Number of Students	Mean Score	PERCENT EARNING EACH SCORE POINT											PERCENT UNSCORABLE					
			1.0	1.5	2.0	2.5	3.0	3.5	4.0	4.5	5.0	5.5	6.0	OFF TOPIC	BLANK/ILLEGIBLE	TOTAL UNSCORABLE			
0231 R HOBBS MIDDLE EXPOSITORY PERSUASIVE COMBINED	4* 4* 8	2.8																	
0321 LOCKLIN VOCATIONAL -TECH EXPOSITORY PERSUASIVE COMBINED	1* 3* 4*																		
0351 NAVARRE HIGH SCHOOL EXPOSITORY PERSUASIVE COMBINED	117 123 240	3.6 3.5 3.5	0 1	0 2	4 4	3 7	26 20	18 14	33 42	9 7	5 1	0 0	0 1	0 0	1 1				
9001 BERRY HILL ALTERNATIVE ED EXPOSITORY PERSUASIVE COMBINED	3* 2* 5*																		
57 SANTA ROSA COUNTY EXPOSITORY PERSUASIVE COMBINED	649 669 1,318	3.6 3.6 3.6	1 1	1 1	3 4	6 7	22 19	21 18	29 38	10 8	5 3	1 1	1 1	1 1	1 1				
STATE EXPOSITORY PERSUASIVE COMBINED	58,666 58,698 117,364	3.6 3.5 3.6	1 1	1 1	4 6	6 7	19 21	19 16	29 32	11 8	6 5	2 1	1 1	1 1	1 1				

* No data are reported when less than six students were tested.

RUN DATE: 05/14/98

1998 FLORIDA WRITING ASSESSMENT
DISTRICT REPORT OF SCHOOL MEANS AND SCORE POINT DISTRIBUTIONS
 GRADE 10
STANDARD CURRICULUM STUDENTS

District: 58-SARASOTA COUNTY

SCHOOL	Number of Students	Mean Score	PERCENT EARNING EACH SCORE POINT											PERCENT UNSCORABLE		
			1.0	1.5	2.0	2.5	3.0	3.5	4.0	4.5	5.0	5.5	6.0	OFF TOPIC	BLANK/ILLEGIBLE	TOTAL UNSCORABLE
0021 PINE VIEW SCHOOL FOR GIFTE EXPOSITORY PERSUASIVE COMBINED	50 51 101	4.7 4.4 4.5	0 0 0	0 0 0	0 0 0	2 0 0	4 12 0	32 37 0	18 24 0	14 18 0	18 8 0	12 2 0	0 0 0	0 0 0	0 0 0	
0051 SARASOTA HIGH SCHOOL EXPOSITORY PERSUASIVE COMBINED	155 142 297	3.9 3.7 3.8	0 0 0	1 1 1	1 4 3	3 3 3	12 18 17	19 45 17	17 8 0	7 5 0	4 1 0	1 0 0	0 0 0	1 0 0	1 0 0	
0054 MILBURN EXPOSITORY PERSUASIVE COMBINED	3* 3* 6	2.8														
0082 ACADEMY FOR APPLIED TRAINI EXPOSITORY PERSUASIVE COMBINED	0* 2* 2*															
0085 BOOKER HIGH SCHOOL EXPOSITORY PERSUASIVE COMBINED	131 129 260	3.7 3.3 3.5	1 1 1	1 2 2	2 6 4	4 9 9	18 22 16	17 38 16	17 4 0	5 0 0	2 1 0	1 0 0	0 0 0	2 2 2	2 2 0	
0181 RIVERVIEW HIGH SCHOOL EXPOSITORY PERSUASIVE COMBINED	236 253 489	4.0 3.9 4.0	<0.5% <0.5% <0.5%	<0.5% <0.5% <0.5%	2 2 4	1 4 4	14 15 11	11 40 11	16 16 0	12 9 0	3 1 0	2 2 0	0 0 0	0 0 0	0 0 0	
0221 VENICE SENIOR HIGH EXPOSITORY PERSUASIVE COMBINED	228 217 445	3.6 3.4 3.5	1 2 1	<0.5% 1 1	5 7 11	5 19 16	24 19 16	29 30 16	10 8 0	7 4 0	3 <0.5% 0	0 0 0	0 0 0	0 0 0	0 0 261	

RUN DATE: 05/14/98

* No data are reported when less than six students were tested.

1998 FLORIDA WRITING ASSESSMENT
DISTRICT REPORT OF SCHOOL MEANS AND SCORE POINT DISTRIBUTIONS
 DISTRICT: 58-SARASOTA COUNTY GRADE 10
 STANDARD CURRICULUM STUDENTS

SCHOOL	Number of Students	Mean Score	PERCENT EARNING EACH SCORE POINT										PERCENT UNSCORABLE					
			1.0	1.5	2.0	2.5	3.0	3.5	4.0	4.5	5.0	5.5	6.0	OFF TOPIC	BLANK/ILLEGIBLE	TOTAL UNSCORABLE		
0294 TRI-AD EXPOSITORY PERSUASIVE COMBINED	5* 2* 7	2.7																
0295 STOP CAMP EXPOSITORY PERSUASIVE COMBINED	1* 1* 2*																	
0410 REBOUND EXPOSITORY PERSUASIVE COMBINED	0* 1* 1*																	
0411 Y.M.C.A. EXPOSITORY PERSUASIVE COMBINED	0* 2* 2*																	
0412 GULF COAST MARINE INSTITUTE EXPOSITORY PERSUASIVE COMBINED	2* 2* 4*																	
0431 CVESIS EXPOSITORY PERSUASIVE COMBINED	8 8 16	2.6 2.9 2.8	13 0	13 0	13 25	0 13	38 25	13 25	13 13	0 0	0 0	0 0	0 0	0 0	0 0	0 0	0 0	0 0

* No data are reported when less than six students were tested.

1998 FLORIDA WRITING ASSESSMENT
 DISTRICT REPORT OF SCHOOL MEANS AND SCORE POINT DISTRIBUTIONS
 GRADE 10
 STANDARD CURRICULUM STUDENTS

District: 58-SARASOTA COUNTY

SCHOOL	Number of Students	Mean Score	PERCENT EARNING EACH SCORE POINT											PERCENT UNSCORABLE		
			1.0	1.5	2.0	2.5	3.0	3.5	4.0	4.5	5.0	5.5	6.0	OFF TOPIC	BLANK/ILLEGIBLE	TOTAL UNSCORABLE
58 SARASOTA COUNTY EXPOSITORY PERSUASIVE COMBINED	819	3.8	1	1	3	3	17	15	32	14	9	4	2	0	<0.5%	<0.5%
	813	3.7	1	1	4	6	17	15	37	11	6	1	1	0	<0.5%	<0.5%
	1,632	3.8														
STATE EXPOSITORY PERSUASIVE COMBINED	58,666	3.6	1	1	4	6	19	19	29	11	6	2	1	<0.5%	<0.5%	1
	58,698	3.5	1	1	6	7	21	16	32	8	5	1	1	<0.5%	<0.5%	
	117,364	3.6														
261																265

BEST COPY AVAILABLE

RUN DATE: 05/14/98

1998 FLORIDA WRITING ASSESSMENT
 DISTRICT REPORT OF SCHOOL MEANS AND SCORE POINT DISTRIBUTIONS
 GRADE 10
 STANDARD CURRICULUM STUDENTS

District: 59-SEMINOLE COUNTY

SCHOOL	Number of Students	Mean Score	PERCENT EARNING EACH SCORE POINT											PERCENT UNSCORABLE		
			1.0	1.5	2.0	2.5	3.0	3.5	4.0	4.5	5.0	5.5	6.0	OFF TOPIC	BLANK/ILLEGIBLE	TOTAL UNSCORABLE
0071 LAKE MARY HIGH EXPOSITORY PERSUASIVE COMBINED	284 281 565	4.3 4.2 4.2	1 <0.5%	0 0	<0.5% 2	1 3	9 6	8 10	32 34	21 18	16 20	6 5	5 3	0 0	0 0	0 0
0181 SEMINOLE HIGH EXPOSITORY PERSUASIVE COMBINED	187 190 377	3.4 3.3 3.3	2 2	3 2	5 9	11 13	24 22	20 17	21 20	7 7	6 4	1 2	0 0	0 1	0 1	0 1
0251 CROOKS ACADEMY EXPOSITORY PERSUASIVE COMBINED	21 22 43	2.0 3.0 2.5	29 5	10 5	10 9	19 14	29 27	0 27	0 14	0 0	0 0	0 0	0 0	0 0	5 0	5 0
0421 OVIEDO HIGH EXPOSITORY PERSUASIVE COMBINED	280 287 567	3.8 3.8 3.8	<0.5% <0.5%	1 1	1 2	3 3	19 15	16 18	30 35	14 10	9 8	4 3	1 2	0 0	1 1	1 1
0431 LYMAN HIGH EXPOSITORY PERSUASIVE COMBINED	212 202 414	3.5 3.2 3.3	1 0	<0.5% <0.5%	6 9	11 14	27 27	20 17	18 25	8 2	5 2	2 <0.5%	1 0	0 0	0 2	0 2
0491 LAKE BRANTLEY HIGH EXPOSITORY PERSUASIVE COMBINED	322 313 635	4.0 3.9 3.9	0 1	1 1	2 1	3 2	11 14	16 14	35 40	18 16	11 7	2 3	1 <0.5%	0 1	<0.5% 0	<0.5% 1
0551 LAKE HOWELL HIGH EXPOSITORY PERSUASIVE COMBINED	222 206 428	3.9 3.8 3.8	0 1	<0.5% 0	1 4	3 4	16 17	14 14	37 40	15 10	9 9	3 2	1 0	0 0	0 0	0 0

RUN DATE: 05/14/98

BEST COPY AVAILABLE

1998 FLORIDA WRITING ASSESSMENT
DISTRICT REPORT OF SCHOOL MEANS AND SCORE POINT DISTRIBUTIONS
GRADE 10
STANDARD CURRICULUM STUDENTS

District: 59-SEMINOLE COUNTY

SCHOOL	Number of Students	Mean Score	PERCENT EARNING EACH SCORE POINT											PERCENT UNSCORABLE		
			1.0	1.5	2.0	2.5	3.0	3.5	4.0	4.5	5.0	5.5	6.0	OFF TOPIC	BLANK/ILLEGIBLE	TOTAL UNSCORABLE
0911 WINTER SPRINGS HIGH EXPOSITORY PERSUASIVE COMBINED	181 172 353	3.8 3.9 3.9	0 1 1	1 1 1	2 1 1	3 3 3	21 15 15	20 17 17	23 33 33	11 7 7	8 15 3	8 3 3	2 3 3	0 0 0	1 1 1	1 1 1
9217 PROJECT EXCEL EXPOSITORY PERSUASIVE COMBINED	9 8 17	2.6 2.5 2.5	11 0 0	0 0 0	11 38 11	11 25 22	22 38 0	0 0 0	0 0 0	11 0 0	0 0 0	0 0 0	0 0 0	11 0 0	0 0 0	11 0 0
9223 EXCEL ANNEX EXPOSITORY PERSUASIVE COMBINED	6 4* 10	2.0 1.7	0 0 0	33 0 0	33 0 0	33 0 0	0 0 0	0 0 0	0 0 0	0 0 0	0 0 0	0 0 0	0 0 0	0 0 0	0 0 0	0 0 0
59 SEMINOLE COUNTY EXPOSITORY PERSUASIVE COMBINED	1,724 1,685 3,409	3.8 3.7 3.8	1 1 1	1 1 1	3 4 4	5 6 6	17 16 16	16 15 15	28 33 33	14 11 11	9 9 9	4 3 3	2 1 1	<0.5% <0.5% <0.5%	<0.5% 1 1	<0.5% 1 1
STATE EXPOSITORY PERSUASIVE COMBINED	58,666 58,698 117,364	3.6 3.5 3.6	1 1 1	1 1 1	4 6 6	6 7 7	19 21 21	19 16 16	29 32 32	11 8 8	6 5 5	2 1 1	1 1 1	<0.5% <0.5% <0.5%	<0.5% 1 1	<0.5% 1 1
269															269	

* No data are reported when less than six students were tested.

1998 FLORIDA WRITING ASSESSMENT
DISTRICT REPORT OF SCHOOL MEANS AND SCORE POINT DISTRIBUTIONS
 GRADE 10
STANDARD CURRICULUM STUDENTS

District: 60-SUMTER COUNTY

SCHOOL	Number of Students	Mean Score	PERCENT EARNING EACH SCORE POINT											PERCENT UNSCORABLE		
			1.0	1.5	2.0	2.5	3.0	3.5	4.0	4.5	5.0	5.5	6.0	OFF TOPIC	BLANK/ILLEGIBLE	TOTAL UNSCORABLE
0161 WILDWOOD HIGH SCHOOL EXPOSITORY PERSUASIVE COMBINED	78 71 149	3.4 3.4 3.4	1 0 1	1 1 1	4 3 3	5 7 7	27 35 35	22 21 21	36 31 31	3 0 0	1 1 1	0 0 0	0 0 0	0 0 0	0 0 0	0 0 0
0171 SOUTH SUMTER HIGH EXPOSITORY PERSUASIVE COMBINED	93 90 183	3.6 3.2 3.4	0 3 3	4 3 3	4 10 4	8 4 4	16 26 19	19 19 19	28 28 28	11 6 6	6 0 0	1 0 0	0 0 0	0 1 1	0 1 1	0 1 1
60 SUMTER COUNTY EXPOSITORY PERSUASIVE COMBINED	171 161 332	3.5 3.3 3.4	1 2 2	3 2 2	4 7 7	6 6 6	21 30 30	20 20 20	32 29 29	7 3 3	4 1 1	1 0 0	0 0 0	0 1 1	0 1 1	0 1 1
STATE EXPOSITORY PERSUASIVE COMBINED	58,666 58,698 117,364	3.6 3.5 3.6	1 1 1	1 1 1	4 6 7	6 7 7	19 21 21	19 16 16	29 32 32	11 8 8	6 5 5	2 1 1	1 1 1	<0.5% <0.5% <0.5%	<0.5% <0.5% <0.5%	<0.5% 1 1

RUN DATE: 05/14/98

1998 FLORIDA WRITING ASSESSMENT
 DISTRICT REPORT OF SCHOOL MEANS AND SCORE POINT DISTRIBUTIONS
 GRADE 10
 STANDARD CURRICULUM STUDENTS

District: 61-SUWANNEE COUNTY

SCHOOL	Number of Students	Mean Score	PERCENT EARNING EACH SCORE POINT										PERCENT UNSCORABLE			
			1.0	1.5	2.0	2.5	3.0	3.5	4.0	4.5	5.0	5.5	6.0	OFF TOPIC	BLANK/ILLEGIBLE	TOTAL UNSCORABLE
0043 SUWANNEE HIGH EXPOSITORY PERSUASIVE COMBINED	139 136 275	3.4 3.2 3.3	0 1 1	1 1 1	4 9	6 10	29 30	25 17	28 30	6 1	1 0	0 0	1 0	0 0	0 1	0 1
0091 BRANFORD HIGH EXPOSITORY PERSUASIVE COMBINED	36 36 72	3.6 3.6 3.6	3 0 0	0 0 0	6 14	6 3	17 14	17 11	33 44	14 14	6 0	0 0	0 0	0 0	0 0	0 0
9001 CTY SUPERINTENDENT'S OFFIC EXPOSITORY PERSUASIVE COMBINED	2* 1* 3*															
61 SUWANNEE COUNTY EXPOSITORY PERSUASIVE COMBINED	177 173 350	3.5 3.3 3.4	1 1 1	1 1 1	5 10	6 8	26 27	23 16	29 33	7 4	2 0	0 0	1 0	0 1	0 1	0 1
STATE EXPOSITORY PERSUASIVE COMBINED	58,666 58,698 117,364	3.6 3.5 3.6	1 1 1	1 1 1	4 6	6 7	19 21	19 16	29 32	11 8	6 5	2 1	1 1	<0.5% <0.5%	<0.5% <0.5%	<0.5% 1

* No data are reported when less than six students were tested.

1998 FLORIDA WRITING ASSESSMENT
DISTRICT REPORT OF SCHOOL MEANS AND SCORE POINT DISTRIBUTIONS
 District: 62-TAYLOR COUNTY
GRADE 10
STANDARD CURRICULUM STUDENTS

SCHOOL	Number of Students	Mean Score	PERCENT EARNING EACH SCORE POINT										PERCENT UNSCORABLE							
			1.0	1.5	2.0	2.5	3.0	3.5	4.0	4.5	5.0	5.5	6.0	OFF TOPIC	BLANK/ILLEGIBLE	TOTAL UNSCORABLE				
0121 TAYLOR EDUCATION ACADEMY EXPOSITORY PERSUASIVE COMBINED	1* 1* 2*																			
0131 TAYLOR CO AREA VO-TECH EXPOSITORY PERSUASIVE COMBINED	4* 4* 8	1.4																		
0161 TAYLOR COUNTY HIGH EXPOSITORY PERSUASIVE COMBINED	90 96 186	3.7 3.5 3.6	0	1	2	4	4	16	29	32	11	3	0	1	0	0	0	0	0	0
62 TAYLOR COUNTY EXPOSITORY PERSUASIVE COMBINED	95 101 196	3.5 3.4 3.5	4	1	3	5	9	15	27	31	11	3	0	1	0	0	0	0	0	0
STATE EXPOSITORY PERSUASIVE COMBINED	58,666 58,698 117,364	3.6 3.5 3.6	1	1	4	6	7	19	19	29	11	6	2	1	1	1	1	1	1	<0.5% <0.5% 1

* No data are reported when less than six students were tested.

RUN DATE: 05/14/98

1998 FLORIDA WRITING ASSESSMENT
DISTRICT REPORT OF SCHOOL MEANS AND SCORE POINT DISTRIBUTIONS
 District: 63-UNION COUNTY **GRADE 10**
STANDARD CURRICULUM STUDENTS

SCHOOL	Number of Students	Mean Score	PERCENT EARNING EACH SCORE POINT										PERCENT UNSCORABLE		
			1.0	1.5	2.0	2.5	3.0	3.5	4.0	4.5	5.0	5.5	6.0	OFF TOPIC	BLANK/ILLEGIBLE
0021 UNION COUNTY HIGH EXPOSITORY PERSUASIVE COMBINED	74 61 135	3.3 3.3 3.3	3 0 0	0 3 3	1 2 2	16 15 26	28 26 26	26 25 26	23 23 23	1 3 3	1 3 3	0 0 0	0 0 0	0 0 0	0 0 0
7021 ALTERNATIVE SCHOOL EXPOSITORY PERSUASIVE COMBINED	0*														
63 UNION COUNTY EXPOSITORY PERSUASIVE COMBINED	74 62 136	3.3 3.3 3.3	3 0 0	0 3 3	1 2 2	16 16 26	28 26 26	26 24 26	23 23 23	1 3 3	1 3 3	0 0 0	0 0 0	0 0 0	0 0 0
STATE EXPOSITORY PERSUASIVE COMBINED	58,666 58,698 117,364	3.6 3.5 3.6	1 1 1	1 1 1	4 6 6	6 7 7	19 21 21	19 16 16	29 32 32	11 8 8	6 5 5	2 1 1	1 1 1	<0.5% <0.5% <0.5%	<0.5% 1 1

276

277

* No data are reported when less than six students were tested.

BEST COPY AVAILABLE

1998 FLORIDA WRITING ASSESSMENT
 DISTRICT REPORT OF SCHOOL MEANS AND SCORE POINT DISTRIBUTIONS
 GRADE 10
 STANDARD CURRICULUM STUDENTS

District: 64-VOLUSIA COUNTY

SCHOOL	Number of Students	Mean Score	PERCENT EARNING EACH SCORE POINT										PERCENT UNSCORABLE			
			1.0	1.5	2.0	2.5	3.0	3.5	4.0	4.5	5.0	5.5	6.0	OFF TOPIC	BLANK/ILLEGIBLE	TOTAL UNSCORABLE
1453 DELAND HIGH EXPOSITORY PERSUASIVE COMBINED	241 244 485	3.5 3.5 3.5	3 1	5 2	5 6	7 7	16 18	20 19	29 35	7 6	7 5	1 0	0 0	0 1	0 1	
2041 EUCLID AVE LEARNING CENTER EXPOSITORY PERSUASIVE COMBINED	2* 0* 2*															
3436 MAINLAND HIGH SCHOOL EXPOSITORY PERSUASIVE COMBINED	171 187 358	3.7 3.7 3.7	1 3	1 0	4 3	4 4	18 18	22 16	32 40	15 10	3 5	2 1	0 0	0 0	0 0	
3839 NEW SHYRNA BEACH HIGH EXPOSITORY PERSUASIVE COMBINED	172 173 345	3.5 3.6 3.5	1 0	1 1	4 5	10 3	20 23	21 16	33 45	5 6	2 2	3 0	0 0	1 0	1 0	
4436 SPRUCE CREEK HIGH EXPOSITORY PERSUASIVE COMBINED	198 191 389	3.9 3.9 3.9	0 1	1 0	1 4	7 3	13 13	15 10	27 42	21 12	12 9	2 5	0 0	0 0	0 0	
4941 ATLANTIC HIGH EXPOSITORY PERSUASIVE COMBINED	128 142 270	3.8 3.5 3.6	0 4	2 0	2 3	2 6	17 16	21 11	31 39	19 14	5 3	0 1	0 1	0 2	0 3	
5434 RIVERVIEW LEARNING CENTER EXPOSITORY PERSUASIVE COMBINED	5* 4* 9	2.2														

* No data are reported when less than six students were tested.

RUN DATE: 05/14/98

BEST COPY AVAILABLE

**1998 FLORIDA WRITING ASSESSMENT
DISTRICT REPORT OF SCHOOL MEANS AND SCORE POINT DISTRIBUTIONS
GRADE 10
STANDARD CURRICULUM STUDENTS**

District: 64-VOLUSIA COUNTY

SCHOOL	Number of Students	Mean Score	PERCENT EARNING EACH SCORE POINT										PERCENT UNSCORABLE			
			1.0	1.5	2.0	2.5	3.0	3.5	4.0	4.5	5.0	5.5	6.0	OFF TOPIC	BLANK/ILLEGIBLE	TOTAL UNSCORABLE
5836 SEABREEZE HIGH EXPOSITORY PERSUASIVE COMBINED	153 142 295	4.0 3.8 3.9	0 1	0 1	3 2	4 1	8 18	13 14	35 40	16 11	14 7	5 4	1 1	0 0	1 0	1 0
6633 T DEWITT TAYLOR MIDDLE/HIG EXPOSITORY PERSUASIVE COMBINED	45 47 92	2.7 2.9 2.8	2 2	9 6	16 17	24 15	20 23	24 13	4 17	0 2	0 2	0 0	0 0	0 0	0 2	0 2
6761 DELTONA HIGH SCHOOL EXPOSITORY PERSUASIVE COMBINED	197 195 392	3.7 3.8 3.8	1 2	0 2	1 1	6 3	16 13	23 13	32 45	16 15	5 5	1 2	0 0	0 1	0 1	0 1
6771 TEEN PARENT EAST EXPOSITORY PERSUASIVE COMBINED	5* 4* 9	1.9														
6831 TEEN PARENT WEST EXPOSITORY PERSUASIVE COMBINED	3* 3* 6	2.7														
6881 PINE RIDGE HIGH SCHOOL EXPOSITORY PERSUASIVE COMBINED	170 197 367	3.4 3.6 3.5	2 1	2 2	2 4	8 5	29 17	20 23	25 39	7 7	4 3	0 1	1 0	0 0	0 0	0 0
9001 CTY SUPERINTENDENT'S OFFIC EXPOSITORY PERSUASIVE COMBINED	1* 2* 3*															

* No data are reported when less than six students were tested.



1998 FLORIDA WRITING ASSESSMENT
 DISTRICT REPORT OF SCHOOL MEANS AND SCORE POINT DISTRIBUTIONS
 GRADE 10
 STANDARD CURRICULUM STUDENTS

District: 64-VOLUSIA COUNTY

SCHOOL	Number of Students	Mean Score	PERCENT EARNING EACH SCORE POINT										PERCENT UNSCORABLE				
			1.0	1.5	2.0	2.5	3.0	3.5	4.0	4.5	5.0	5.5	6.0	OFF TOPIC	BLANK/ILLEGIBLE	TOTAL UNSCORABLE	
9030 COOPERATIVE ALT. NIGHT SCH EXPOSITORY PERSUASIVE COMBINED	1* 0* 1*																
9044 VOLUSIA HOUSE EXPOSITORY PERSUASIVE COMBINED	2* 4* 6	1.6															
9808 P. A. C. E. EXPOSITORY PERSUASIVE COMBINED	1* 3* 4*																
9809 AFTERCARE EXPOSITORY PERSUASIVE COMBINED	0* 1* 1*																
9810 STOREFRONT SCHOOL EXPOSITORY PERSUASIVE COMBINED	3* 3* 6	3.2															
9812 AFTERCARE/EAST EXPOSITORY PERSUASIVE COMBINED	2* 2* 4*																
9813 SMC-TIMBERLINE EXPOSITORY PERSUASIVE COMBINED	2* 3* 5*																

* No data are reported when less than six students were tested.

RUN DATE: 05/14/98

283

282

BEST COPY AVAILABLE

1998 FLORIDA WRITING ASSESSMENT
 DISTRICT REPORT OF SCHOOL MEANS AND SCORE POINT DISTRIBUTIONS
 GRADE 10
 STANDARD CURRICULUM STUDENTS

District: 64-VOLUSIA COUNTY

SCHOOL	Number of Students	Mean Score	PERCENT EARNING EACH SCORE POINT											PERCENT UNSCORABLE					
			1.0	1.5	2.0	2.5	3.0	3.5	4.0	4.5	5.0	5.5	6.0	OFF TOPIC	BLANK/ILLEGIBLE	TOTAL UNSCORABLE			
9892 STEWART TREATMENT CENTER	3*																		
EXPOSITORY	1*																		
PERSUASIVE	4*																		
COMBINED																			
64 VOLUSIA COUNTY																			
EXPOSITORY	1,505	3.6	1	2	4	7	17	20	29	12	6	2	1	0	<0.5%	<0.5%	<0.5%		
PERSUASIVE	1,548	3.6	1	1	4	5	18	15	39	9	5	1	<0.5%	<0.5%	1	1			
COMBINED	3,053	3.6																	
STATE																			
EXPOSITORY	58,666	3.6	1	1	4	6	19	19	29	11	6	2	1	<0.5%	<0.5%	<0.5%			
PERSUASIVE	58,698	3.5	1	1	6	7	21	16	32	8	5	1	1	<0.5%	<0.5%	<0.5%			
COMBINED	117,364	3.6																	
284																			285

* No data are reported when less than six students were tested.

1998 FLORIDA WRITING ASSESSMENT
DISTRICT REPORT OF SCHOOL MEANS AND SCORE POINT DISTRIBUTIONS
 GRADE 10
STANDARD CURRICULUM STUDENTS

District: 65-WAKULLA COUNTY

SCHOOL	Number of Students	Mean Score	PERCENT EARNING EACH SCORE POINT										PERCENT UNSCORABLE				
			1.0	1.5	2.0	2.5	3.0	3.5	4.0	4.5	5.0	5.5	6.0	OFF TOPIC	BLANK/ILLEGIBLE	TOTAL UNSCORABLE	
0021 DROP-OUT PREVENTION PROGRA EXPOSITORY PERSUASIVE COMBINED	4* 3* 7	2.1	0	0	0	0	8	18	44	24	7	1	0	0	0	0	0
0071 WAKULLA COUNTY HIGH SCHOOL EXPOSITORY PERSUASIVE COMBINED	119 107 226	4.0 3.7 3.9	0	0	5	6	15	16	44	12	2	1	0	0	0	0	0
65 WAKULLA COUNTY EXPOSITORY PERSUASIVE COMBINED	123 110 233	4.0 3.6 3.8	1	1	5	5	15	15	43	12	2	1	0	0	0	0	0
STATE EXPOSITORY PERSUASIVE COMBINED	58,666 58,698 117,364	3.6 3.5 3.6	1	1	4	6	19	19	29	11	6	2	1	<0.5%	<0.5%	<0.5%	1

* No data are reported when less than six students were tested.

1998 FLORIDA WRITING ASSESSMENT
DISTRICT REPORT OF SCHOOL MEANS AND SCORE POINT DISTRIBUTIONS
GRADE 10
STANDARD CURRICULUM STUDENTS

District: 66-WALTON COUNTY

SCHOOL	Number of Students	Mean Score	PERCENT EARNING EACH SCORE POINT										PERCENT UNSCORABLE		
			1.0	1.5	2.0	2.5	3.0	3.5	4.0	4.5	5.0	5.5	6.0	OFF TOPIC	BLANK/ILLEGIBLE
0101 PAXTON HIGH EXPOSITORY PERSUASIVE COMBINED	21 25 46	3.4 3.0 3.2	0 0 0	5 0 0	0 24 0	5 8 0	29 28 0	24 20 0	33 20 0	5 0 0	0 0 0	0 0 0	0 0 0	0 0 0	0 0 0
0141 FREEPORT SENIOR HIGH EXPOSITORY PERSUASIVE COMBINED	50 57 107	3.4 3.1 3.3	0 2 2	2 0 0	8 5 0	6 11 0	18 35 0	40 26 0	18 18 0	4 0 0	4 2 0	0 0 0	0 0 0	0 2 0	0 2 0
0271 WALTON SENIOR HIGH EXPOSITORY PERSUASIVE COMBINED	73 69 142	3.3 3.2 3.3	5 1 1	0 4 0	5 9 0	5 6 0	25 32 12	26 12 0	26 33 0	4 3 0	1 0 0	1 0 0	0 0 0	0 0 0	0 0 0
0301 WALTON COUNTY VOC. SCH. EXPOSITORY PERSUASIVE COMBINED	15 15 30	2.8 2.4 2.6	7 20 0	7 0 0	13 7 0	20 13 0	13 27 20	27 20 0	13 7 0	0 0 0	0 0 0	0 0 0	0 7 0	0 0 0	0 7 0
66 WALTON COUNTY EXPOSITORY PERSUASIVE COMBINED	159 166 325	3.3 3.1 3.2	3 3 3	2 2 2	6 10 0	7 8 0	22 32 19	30 19 0	23 23 0	4 1 0	2 1 0	0 0 0	0 1 1	0 1 1	0 1 1
STATE EXPOSITORY PERSUASIVE COMBINED	58,666 58,698 117,364	3.6 3.5 3.6	1 1 1	1 1 1	4 6 0	6 7 0	19 21 16	19 16 0	29 32 0	11 8 0	6 5 0	2 1 0	1 1 0	<0.5% <0.5% <0.5%	<0.5% <0.5% 1
288															289

RUN DATE: 05/14/98

BEST COPY AVAILABLE

1998 FLORIDA WRITING ASSESSMENT
 DISTRICT REPORT OF SCHOOL MEANS AND SCORE POINT DISTRIBUTIONS
 GRADE 10
 STANDARD CURRICULUM STUDENTS

District: 67-WASHINGTON COUNTY

SCHOOL	Number of Students	Mean Score	PERCENT EARNING EACH SCORE POINT											PERCENT UNSCORABLE		
			1.0	1.5	2.0	2.5	3.0	3.5	4.0	4.5	5.0	5.5	6.0	OFF TOPIC	BLANK/ILLEGIBLE	TOTAL UNSCORABLE
0021 CHIPLEY HIGH SCHOOL EXPOSITORY PERSUASIVE COMBINED	59 59 118	3.8 3.3 3.6	0 0	2 0	0 8	2 8	15 29	25 22	39 29	12 2	2 2	2 0	2 0	0 0	0 0	0 0
0051 VERNON HIGH SCHOOL EXPOSITORY PERSUASIVE COMBINED	34 37 71	3.4 3.2 3.3	0 3	3 0	3 8	12 5	24 38	24 16	21 27	12 3	3 0	0 0	0 0	0 0	0 0	0 0
67 WASHINGTON COUNTY EXPOSITORY PERSUASIVE COMBINED	93 96 189	3.7 3.3 3.5	0 1	2 0	1 8	5 7	18 32	25 20	32 28	12 2	2 1	1 0	1 0	0 0	0 0	0 0
STATE EXPOSITORY PERSUASIVE COMBINED	58,666 58,698 117,364	3.6 3.5 3.6	1 1	1 1	4 6	6 7	19 21	19 16	29 32	11 8	6 5	2 1	1 1	1 1	<0.5% <0.5%	1 1

RUN DATE: 05/16/98

BEST COPY AVAILABLE

1998 FLORIDA WRITING ASSESSMENT
DISTRICT REPORT OF SCHOOL MEANS AND SCORE POINT DISTRIBUTIONS
 GRADE 10
STANDARD CURRICULUM STUDENTS

District: 73-FLORIDA STATE UNIVERSITY SCHOOL

SCHOOL	Number of Students	Mean Score	PERCENT EARNING EACH SCORE POINT										PERCENT UNSCORABLE			
			1.0	1.5	2.0	2.5	3.0	3.5	4.0	4.5	5.0	5.5	6.0	OFF TOPIC	BLANK/ILLEGIBLE	TOTAL UNSCORABLE
0341 DEVELOPMENTAL RESEARCH SCH EXPOSITORY PERSUASIVE COMBINED	53	3.7	0	0	9	6	21	23	21	8	4	6	0	0	0	0
	54	3.6	0	0	6	6	22	17	35	7	6	0	0	0	0	0
	107	3.6														
73 FLORIDA STATE UNIVERSITY S EXPOSITORY PERSUASIVE COMBINED	53	3.7	0	0	9	6	21	23	21	8	4	6	0	0	0	0
	54	3.6	0	0	6	6	22	17	35	7	6	0	0	0	0	0
	107	3.6														
STATE EXPOSITORY PERSUASIVE COMBINED	58,666	3.6	1	1	4	6	19	19	29	11	6	2	1	<0.5%	<0.5%	<0.5%
	58,698	3.5	1	1	6	7	21	16	32	8	5	1	1	<0.5%	<0.5%	1
	117,364	3.6														

1998 FLORIDA WRITING ASSESSMENT
DISTRICT REPORT OF SCHOOL MEANS AND SCORE POINT DISTRIBUTIONS
 GRADE 10
STANDARD CURRICULUM STUDENTS

District: 74-FLORIDA A & M UNIV HIGH


SCHOOL	Number of Students	Mean Score	PERCENT EARNING EACH SCORE POINT											PERCENT UNSCORABLE		
			1.0	1.5	2.0	2.5	3.0	3.5	4.0	4.5	5.0	5.5	6.0	OFF TOPIC	BLANK/ILLEGIBLE	TOTAL UNSCORABLE
0351 FLORIDA A & M UNIV. H. S. EXPOSITORY PERSUASIVE COMBINED	29 27 56	3.6 3.7 3.6	0 0 0	0 0 0	3 4 4	0 4 4	24 7 7	34 37 37	31 30 30	7 11 11	0 7 7	0 0 0	0 0 0	0 0 0	0 0 0	
74 FLORIDA A & M UNIV HIGH EXPOSITORY PERSUASIVE COMBINED	29 27 56	3.6 3.7 3.6	0 0 0	0 0 0	3 4 4	0 4 4	24 7 7	34 37 37	31 30 30	7 11 11	0 7 7	0 0 0	0 0 0	0 0 0	0 0 0	
STATE EXPOSITORY PERSUASIVE COMBINED	58,666 58,698 117,364	3.6 3.5 3.6	1 1 1	1 1 1	4 6 6	6 7 7	19 21 21	19 16 16	29 32 32	11 8 8	6 5 5	2 1 1	1 1 1	<0.5% <0.5% <0.5%	<0.5% 1 1	

RUN DATE: 05/14/98

1998 FLORIDA WRITING ASSESSMENT
 DISTRICT REPORT OF SCHOOL MEANS AND SCORE POINT DISTRIBUTIONS
 GRADE 10
 District: 75-P.K.YONGE DEVELOPMENTAL RES. SCHOOL
 STANDARD CURRICULUM STUDENTS

SCHOOL	Number of Students	Mean Score	PERCENT EARNING EACH SCORE POINT										PERCENT UNSCORABLE				
			1.0	1.5	2.0	2.5	3.0	3.5	4.0	4.5	5.0	5.5	6.0	OFF TOPIC	BLANK/ILLEGIBLE	TOTAL UNSCORABLE	
0391 P.K. YONGE LAB. SCHOOL EXPOSITORY PERSUASIVE COMBINED	53	3.7	0	0	6	11	13	11	36	11	8	4	0	0	0	0	0
	53	3.3	4	2	11	4	30	8	26	9	6	0	0	0	0	0	0
	106	3.5															
75 P.K.YONGE DEVELOPMENTAL RE EXPOSITORY PERSUASIVE COMBINED	53	3.7	0	0	6	11	11	11	36	11	8	4	0	0	0	0	0
	53	3.3	4	2	11	4	30	8	26	9	6	0	0	0	0	0	0
	106	3.5															
STATE EXPOSITORY PERSUASIVE COMBINED	58,666	3.6	1	1	4	6	19	19	29	11	6	2	1	1	<0.5%	<0.5%	<0.5%
	58,698	3.5	1	1	6	7	21	16	32	8	5	1	1	1	<0.5%	<0.5%	<0.5%
	117,364	3.6															





BEST COPY AVAILABLE



Florida Department of Education
Tallahassee Florida
Affirmative action/equal opportunity employer
287-010898-3500-JC-1



U.S. Department of Education
Office of Educational Research and Improvement (OERI)
National Library of Education (NLE)
Educational Resources Information Center (ERIC)



TM030425

NOTICE

REPRODUCTION BASIS



This document is covered by a signed "Reproduction Release (Blanket) form (on file within the ERIC system), encompassing all or classes of documents from its source organization and, therefore, does not require a "Specific Document" Release form.



This document is Federally-funded, or carries its own permission to reproduce, or is otherwise in the public domain and, therefore, may be reproduced by ERIC without a signed Reproduction Release form (either "Specific Document" or "Blanket").