

DOCUMENT RESUME

ED 431 471

JC 990 395

TITLE Data and Characteristics of the Illinois Public Community College System.  
INSTITUTION Illinois Community Coll. Board, Springfield.  
PUB DATE 1999-07-00  
NOTE 179p.  
PUB TYPE Reports - Research (143)  
EDRS PRICE MF01/PC08 Plus Postage.  
DESCRIPTORS Budgeting; \*Community Colleges; \*Educational Finance; Enrollment; Enrollment Trends; Faculty; Financial Audits; Money Management; \*Public Colleges; School Funds; \*School Statistics; \*Student Characteristics; Tables (Data); \*Two Year College Students; Two Year Colleges  
IDENTIFIERS Illinois Community College System

ABSTRACT


This publication, the eighteenth comprehensive data book published by the Illinois Community College Board (ICCB), contains data and characteristics of the Illinois public community college system. Data are obtained from various surveys and studies conducted by ICCB staff and from the college's annual MIS submissions. Several tables summarize data from more detailed reports that have been published separately. This document contains annual data for fiscal year 1998 and fall term data for 1998 (fiscal year 1999). Budgeted operating finance and facilities data are for fiscal year 1999. Audited financial data, unit cost data, annual enrollments, and graduate data are for fiscal year 1998. Included is information about: (1) students, including enrollment by age, gender, ethnicity, type of residency, and instructional program area; (2) faculty and staff, summarizing employment figures by gender and employment status; (3) annual enrollment and completions, including enrollments, degrees and certificates awarded, and adult education completions; (4) financial data, detailing instructional unit costs, grants paid to the system, reimbursable credit hours, operating expenses, and revenues; and (5) facilities information, including square footage on the campuses, budget for construction, and capital projects underway. Contains 62 tables and 4 figures. (J JL)

\*\*\*\*\*  
\* Reproductions supplied by EDRS are the best that can be made \*  
\* from the original document. \*  
\*\*\*\*\*

# DATA AND CHARACTERISTICS

of the  
Illinois Public Community College System

JC990395



U.S. DEPARTMENT OF EDUCATION  
Office of Educational Research and Improvement  
EDUCATIONAL RESOURCES INFORMATION  
CENTER (ERIC)

- This document has been reproduced as received from the person or organization originating it.
- Minor changes have been made to improve reproduction quality.
- Points of view or opinions stated in this document do not necessarily represent official OERI position or policy.

PERMISSION TO REPRODUCE AND  
DISSEMINATE THIS MATERIAL HAS  
BEEN GRANTED BY

V. K. McMillan

TO THE EDUCATIONAL RESOURCES  
INFORMATION CENTER (ERIC)

Illinois Community College Board  
 401 East Capitol Avenue  
 Springfield, IL 62701-1711  
 Telephone: (217) 785-0123  
 July 1999

Printed by Authority of the State of Illinois

DATA AND CHARACTERISTICS OF THE  
ILLINOIS PUBLIC COMMUNITY COLLEGE SYSTEM

JULY 1999

TABLE OF CONTENTS

	<u>Page</u>
Introduction .....	viii
A Summary Profile of the Illinois Public Community Colleges .....	ix
Map of the Illinois Public Community College Districts .....	x
Section I - Fall Student Characteristics .....	1
Table I-1 - Summary of Opening Fall 1998 Student Headcount Enrollment by Sex and Type of Attendance .....	2
Table I-2 - Summary of Opening Fall 1998 Student Headcount Enrollment by Instructional Program Area .....	4
Table I-3 - Summary of Opening Fall 1998 Student Headcount Enrollment by Age .....	5
Table I-4 - Summary of Opening Fall 1998 Student Headcount Enrollment by Ethnic Origin .....	6
Table I-5 - Summary of Opening Fall 1998 Student Headcount Enrollment by Academic Classification .....	7
Table I-6 - Summary of Opening Fall 1998 Student Headcount Enrollment by Type of Residency .....	8
Table I-7 - Summary of Opening Fall 1998 Student Headcount Enrollment by Enrollment Status .....	9
Table I-8 - Proportions of District Populations Served by Illinois Public Community Colleges in Instructional Credit Curricula by Headcount and FTE .....	10
Table I-9 - Summary of Opening Fall 1998 Student Headcount Enrollment by Instructional Program Area and Student Level .....	11

TABLE OF CONTENTS  
(Continued)

	<u>Page</u>
Table I-10 - Summary of Opening Fall Term Student Headcount Enrollment - Fall 1989 Through Fall 1998 .....	15
Table I-11 - Summary of Opening Fall Term Student FTE Enrollment - Fall 1989 Through Fall 1998 .....	16
Section II - Faculty and Staff Data .....	17
Table II-1 - Summary of Instructional Teaching Faculty (9 and 12 mos.) Employed in Illinois Public Community Colleges by Sex and Employment Status During Fall 1998 .....	19
Table II-2 - Summary of Administrative Staff Employed in Illinois Public Community Colleges by Sex and Employment Status During Fall 1998 .....	20
Table II-3 - Summary of Other Nonteaching Professional Staff (9 and 12 month) Employed in Illinois Public Community Colleges by Sex and Employment Status During Fall 1998 .....	21
Table II-4 - Summary of Civil Service or Classified Staff Employed in Illinois Public Community Colleges by Sex and Employment Status During Fall 1998 .....	22
Table II-5 - Fiscal Year 1999 Average Contractual Base Salaries for Full-Time Teaching Faculty (9 Mos.), Administrative Staff (12 Mos.), and Nonteaching Professional Staff (12 Mos.) in Illinois Public Community Colleges .....	23
Table II-6 - Average On-Campus Class by Type - Fall 1998 .....	24
Table II-7 - Percentage of On-Campus Classes by Class Size Categories - Fall 1998 .....	25
Section III - Annual Enrollment and Completion Data .....	26
Table III-1 - Summary of Annual Unduplicated Headcount Enrollment by Sex for Fiscal Year 1998 .....	27

TABLE OF CONTENTS  
(Continued)

	<u>Page</u>
Table III-2 - Summary of Annual Unduplicated Headcount Enrollment by Program Classification for Fiscal Year 1998 .....	28
Table III-3 - Annual Unduplicated Enrollment by Academic Program by College for Fiscal Year 1998 .....	29
Table III-4 - Summary of Annual Unduplicated Headcount Enrollment by Age for Fiscal Year 1998 .....	55
Table III-5 - Summary of Annual Unduplicated Headcount Enrollment by Ethnic Origin for Fiscal Year 1998 .....	56
Table III-6 - Highest Degree Previously Earned for Fiscal Year 1998 Illinois Public Community College Students .....	57
Table III-7 - Summary of Transfer and General Studies Degrees and Certificates Awarded in Fiscal Year 1998 .....	58
Table III-8 - Summary of Occupational Degrees and Certificates Awarded in Fiscal Year 1998 .....	59
Table III-9 - Annual Duplicated Completers by Academic Program by College for Fiscal Year 1998 .....	61
Table III-10 - Summary of Adult Education Completions Awarded in Fiscal Year 1998 by Community College District .....	83
Table III-11 - Summary of High School Completions Awarded in Fiscal Year 1998 by Community College District .....	84
Section IV - Financial Data .....	85
Table IV-1 - Annual FTE Students - Fiscal Year 1988 Through Fiscal Year 1998 .....	86
Table IV-2 - Total ICCB Grants Paid to Community Colleges - Fiscal Year 1992 Through Fiscal Year 1999 .....	87
Table IV-3 - Net Instructional Unit Cost in Illinois Public Community Colleges Since Fiscal Year 1992 .....	88

TABLE OF CONTENTS  
(Continued)

	<u>Page</u>
Table IV-4 - Fiscal Year 1998 Total Reimbursable Credit Hours .....	89
Table IV-5 - Summary of Fiscal Year 1998 ICCB Grants to Illinois Public Community Colleges .....	90
Table IV-6 - Summary of Fiscal Year 1999 ICCB Grants to Illinois Public Community Colleges .....	91
Table IV-7 - Per Capita Costs, Chargeback Rates, and Student Tuition and Fee Rates at Illinois Public Community College Districts .....	92
Table IV-8 - 1997 Operating Tax Extensions for Real Estate and Other Property Tax and 1998 Corporate Personal Property Replacement Tax Revenues .....	93
Table IV-9 - 1997 Tax Levy Rates (Per \$100 of EAV) .....	94
Table IV-10 - Fiscal Year 1998 Net Instructional Unit Cost by Funded Instructional Categories in Illinois Public Community Colleges .....	95
Table IV-11 - Fiscal Year 1998 Audited Operating Revenues by Source .....	96
Table IV-12 - Fiscal Year 1998 Audited Operating Expenditures by Function .....	98
Table IV-13 - Fiscal Year 1998 Audited Operating Expenditures by Object .....	99
Table IV-14 - Fiscal Year 1998 Total Current Fund Revenues by Source .....	100
Table IV-15 - Fiscal Year 1998 Total Current Fund Expenditures by Function .....	101
Table IV-16 - Fiscal Year 1998 Energy Costs .....	102
Section V - Facilities Data .....	103
Table V-1 - Summary of Acres by Use for Illinois Public Community Colleges as of August 1, 1998 .....	104

TABLE OF CONTENTS  
(Continued)

	<u>Page</u>
Table V-2 - Summary of Total Square Footage Available on Illinois Public Community College Campuses as of August 1, 1998 .....	105
Table V-3 - Square Footage of On-Campus Facilities Under Construction or Approved for Construction as of August 1, 1998 .....	106
Table V-4 - Total Net Assignable Square Footage by Room Use Classification .....	107
Table V-5 - Net Assignable Square Footage in Completed Permanent State-Funded Facilities by Higher Education Facility Inventory Room Use Classification as of August 1, 1998 .....	108
Table V-6 - Net Assignable Square Footage in Completed Permanent Locally Funded Facilities by Higher Education Facility Inventory Room Use Classification as of August 1, 1998 .....	109
Table V-7 - Net Assignable Square Footage in Temporary Facilities by Higher Education Facility Inventory Room Use Classification as of August 1, 1998 .....	110
Table V-8 - Net Assignable Square Footage in State-Funded Facilities Under Construction or Approved for Construction by Higher Education Facility Inventory Room Use Classification as of August 1, 1998 .....	111
Table V-9 - Net Assignable Square Footage in Locally Funded Permanent Facilities Under Construction or Approved for Construction as of August 1, 1998 .....	112
Table V-10 - Total Net Assignable Square Feet of Permanent Facilities by Room Use Classification Per 10th Day On-Campus FTE Student as of August 1, 1998 (Completed, Under Construction, Approved, or Appropriated) .....	113
Table V-11 - Total Protection, Health, and Safety Projects Approved .....	114

TABLE OF CONTENTS  
(Continued)

	<u>Page</u>
Table V-12 - Budgeted Revenue for Community College Construction Since January 1990 .....	115
Table V-13 - Budgeted Revenue for Permanent Community College Facilities Under Construction or Planned as of May 1999 .....	138
Table V-14 - Capital Projects Under Construction - Funding Authorized by Protection, Health, and Safety Legislation .....	139
Table V-15 - Capital Renewal Projects Approved for Fiscal Year 1997 .....	142
Table V-16 - Capital Renewal Projects Approved for Fiscal Year 1998 .....	143
Table V-17 - Capital Renewal Projects Approved for Fiscal Year 1999 .....	144



LIST OF FIGURES

	<u>Page</u>
Figure 1 - Opening Fall 1998 Headcount Enrollment by Instructional Program Area .....	3
Figure 2 - Fall 1998 State Headcount Distribution of Employees by Employee Group .....	18
Figure 3 - FY 1998 Annual Duplicated Completers in Broad Program Categories .....	60
Figure 4 - FY 1998 Audited Sources of Revenue .....	97

## INTRODUCTION

This is the eighteenth publication of a comprehensive data book by the Illinois Community College Board (ICCB). This document contains data and characteristics of the Illinois public community college system and is designed to serve as a basic reference. No analysis of the data is intended in this document. The data are obtained from various surveys and studies conducted by ICCB staff and from the colleges' annual MIS submissions.

This year the major data tables from the data book will again be available to colleges in computer-readable form using Quattro Pro (Windows) spreadsheet format. To receive the data book in computer-readable form: (1) send two blank, formatted 3 1/2 inch diskettes that can be read by an IBM compatible microcomputer; (2) specify whether the diskettes are high density or regular density; (3) enclose a self-addressed envelope with return postage; and (4) forward your request to the Production Controller, Information Technology Services, Illinois Community College Board, 401 East Capitol Avenue, Springfield, Illinois 62701-1711.

This document contains annual data for fiscal year 1998 and fall term data for 1998 (fiscal year 1999). Enrollment data and faculty and staff data are collected during the fall term each year; thus, these data are fall term 1998 (fiscal year 1999). Budgeted operating finance and facilities data are for fiscal year 1999. Audited financial data, unit cost data, annual enrollments, and graduate data are for fiscal year 1998.

This publication provides information about (1) students, (2) faculty and staff, (3) annual enrollment and completion, (4) operating finance, and (5) capital construction. Each of these areas constitutes a section of this document. Several tables summarize data from more detailed reports that have been published separately. The objective of this document is to provide useful summaries of data for community college districts in one reference document. If you have requests for other data or suggestions for additions or deletions, please contact the ICCB office.

Special acknowledgment is extended to the personnel of the colleges for their cooperation in completing surveys and providing the ICCB with computer-readable data on a timely basis.

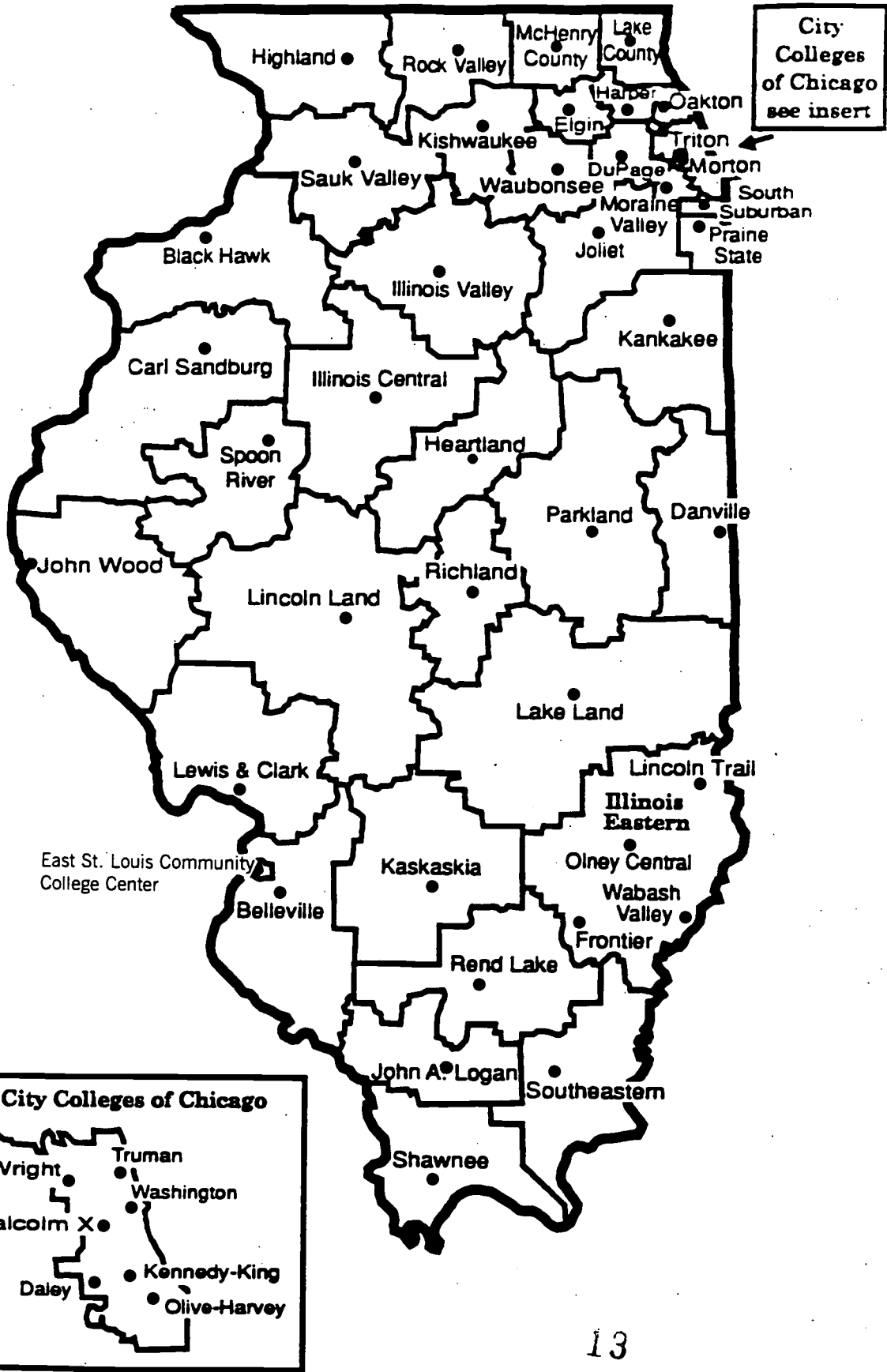
Table 1 on the next page is a summary profile of selected statistics for the 39 Illinois public community college districts. The map on page x shows the geographic location of each college district.

Table 1

A SUMMARY PROFILE OF THE ILLINOIS PUBLIC COMMUNITY COLLEGES

Dist. No.	District	District Location	District Size		1997 Tax Base EAV (Thousands)	1997 Tax Rates Extended			Student Enrollment		FY 99 Annual Tuition & Fee Charges		
			# of Coll.	1998 Population		Square Miles	Educ. & O&M Rate	Bond & Interest Rate	Other Tax Rates	Total		Fall 1998 Headcount	Annual FY 98 FTE
522	Belleveille	Belleveille	1	375,647	2,054	3,260,346.8	16.00	1.23	6.15	23.38	12,288	6,819	1,305
503	Black Hawk	Moline	1	227,618	2,240	2,117,888.8	23.20	0.00	14.26	37.46	6,536	4,951	1,590
508	Chicago	Chicago	7	2,754,574	230	33,334,586.6	22.50	0.00	16.41	38.91	69,389	45,180	1,475
507	Danville	Danville	1	95,071	1,288	682,969.4	44.79	9.47	11.80	66.06	2,586	1,629	1,260
502	DuPage	Glen Ellyn	1	846,089	350	21,913,873.5	19.95	0.00	0.64	20.59	28,968	13,748	1,350
509	Elgin	Elgin	1	262,624	343	5,668,518.3	30.33	0.00	11.65	41.98	9,549	4,754	1,290
512	Harper	Palatine	1	496,695	193	11,999,377.5	25.00	2.13	1.82	28.95	14,986	7,707	1,690
540	Heartland	Bloomington	1	173,717	1,863	2,339,719.6	22.50	3.25	3.21	28.96	3,637	1,831	1,200
519	Highland	Freeport	1	91,462	1,640	1,068,757.2	25.00	5.62	9.07	39.69	2,504	1,560	1,331
514	Illinois Central	East Peoria	1	354,221	2,322	3,497,946.5	24.62	4.51	14.32	43.45	11,486	6,422	1,334
529	Illinois Eastern	Olney	4	111,489	3,066	904,851.0	25.00	15.16	5.31	45.47	7,010	4,733	1,065
513	Illinois Valley	Oglesby	1	143,836	2,058	1,990,221.3	17.00	3.14	7.98	28.12	3,678	2,378	1,500
525	Joliet	Joliet	1	365,839	1,434	7,781,962.3	19.56	0.00	1.97	21.53	11,137	5,965	1,470
520	Kankakee	Kankakee	1	125,586	1,586	1,327,450.2	18.82	0.00	1.99	20.81	3,685	2,861	1,140
501	Kaskaskia	Centralia	1	115,241	2,231	761,270.5	25.00	5.44	11.69	42.13	2,993	2,204	1,193
523	Kishwaukee	Maita	1	86,799	831	1,148,408.1	34.23	15.98	6.25	56.46	3,164	1,878	1,320
532	Lake County	Grayslake	1	489,999	442	13,403,974.3	19.00	1.20	2.00	22.20	13,733	6,089	1,560
517	Lake Land	Mattoon	1	184,267	3,951	1,562,204.5	23.25	5.09	11.65	39.99	5,388	3,738	1,440
536	Lewis & Clark	Godfrey	1	207,319	2,044	1,809,091.2	24.94	11.89	3.27	40.10	5,992	2,918	1,440
526	Lincoln Land	Springfield	1	318,855	4,115	3,535,961.5	34.00	2.64	3.00	39.64	7,112	4,313	1,290
530	Logan	Cartersville	1	141,697	1,192	895,301.7	25.00	10.90	12.30	48.20	6,163	3,664	1,080
528	McHenry	Crystal Lake	1	161,564	600	3,862,528.1	25.00	7.54	1.97	34.51	5,050	2,789	1,304
541	Metropolitan	E. St. Louis	1	60,558	36	88,942.5	22.45	5.61	15.13	43.19	776	688	1,320
524	Moraine Valley	Palos Hills	1	387,685	133	6,084,225.6	22.97	2.51	2.29	27.77	13,417	7,187	1,470
527	Morton	Cicero	1	137,168	17	1,162,556.6	37.56	4.97	13.07	55.60	4,223	2,080	1,440
535	Oakton	Des Plaines	1	434,075	107	11,615,250.0	20.68	0.00	0.66	21.34	10,881	5,872	1,208
505	Parkland	Champaign	1	236,895	2,908	2,597,605.9	36.00	0.00	10.02	46.02	7,937	4,807	1,470
515	Prairie State	Chicago Hgts.	1	204,362	220	2,158,703.5	21.65	6.75	8.71	37.11	5,275	2,851	1,680
521	Rend Lake	Ina	1	87,781	1,850	494,534.5	25.00	24.84	11.62	61.46	3,653	2,238	1,140
537	Richland	Decatur	1	136,004	1,114	1,793,071.5	25.08	0.00	3.74	28.82	3,267	1,829	1,335
511	Rock Valley	Rockford	1	296,449	1,033	4,082,914.7	27.00	2.03	8.15	37.18	8,254	4,082	1,290
518	Sandburg	Galesburg	1	116,362	2,834	997,151.8	23.25	11.08	12.71	47.04	2,906	1,847	1,725
506	Sauk Valley	Dixon	1	101,254	1,625	1,024,561.3	27.48	7.15	8.58	43.21	2,452	1,454	1,380
531	Shawnee	Ullin	1	61,236	1,466	313,316.6	23.83	0.00	12.94	36.77	1,700	1,296	1,140
510	South Suburban	S. Holland	1	266,987	79	2,498,572.3	22.21	9.26	16.12	47.59	7,390	4,187	1,620
533	Southeastern	Harrisburg	1	58,008	1,656	318,263.3	36.96	11.34	6.57	54.87	2,443	1,960	1,020
534	Spoon River	Canton	1	74,615	1,566	513,728.7	25.00	4.59	13.10	42.69	1,813	1,132	1,500
504	Triton	River Grove	1	334,780	55	5,283,045.7	30.14	0.00	4.39	34.53	17,815	8,387	1,335
516	Waubensee	Sugar Grove	1	210,302	624	3,593,328.7	28.70	1.36	15.21	45.27	7,021	3,695	1,267
539	Wood	Quincy	1	95,867	2,363	812,827.0	22.50	3.09	8.35	33.94	2,265	1,272	1,620
			49	11,430,597	55,769	170,319,809.1	23.35	1.84	7.03	32.22	340,522	194,995	1,365





## Section I

## FALL STUDENT CHARACTERISTICS

This section includes data on headcount and full-time equivalent (FTE) student enrollments in Illinois public community colleges.

The public community colleges of Illinois enroll approximately 65 percent of all students enrolled in public colleges and universities in the state of Illinois. The diverse population of the communities that the colleges serve is reflected in the student characteristics shown in this section.

The tables show student enrollments based on opening counts (10th-day enrollments) for the fall term. Opening enrollment counts are a snapshot count at the end of the regular registration for the fall term and do not include many students who enroll for courses which start later in a term - particularly in adult education.

Table I-1 lists the fall 1998 student headcount enrollment by sex and type of attendance. Fifty-eight percent of the 340,522 students enrolled in Illinois public community colleges were women. Part-time students accounted for approximately 67 percent of the enrollments.

Table I-2 itemizes the fall 1998 student headcount enrollment by instructional program area. As depicted in Figure 1, 40.9 percent of the students were enrolled in baccalaureate/transfer programs, 34.8 percent in occupational and vocational skills programs, 3.9 percent in general studies programs, 5.9 percent in general associate programs, and 14.4 percent in adult basic education/adult secondary education/English as a Second Language programs.

The data in Table I-3 show fall 1998 headcount enrollment by age categories and provide the median age of students for each public community college. The median age for fall 1998 students was 25.1 years. This is down .3 years from the fall 1997 median age of 25.4. The fall 1998 mean age was 29.8 years.

Tables I-4 through I-7 summarize fall 1998 student headcount enrollment by ethnic origin, academic classification, type of residency, and enrollment status. Table I-5 shows that approximately 21 percent of fall 1998 students were classified as sophomores. Forty-eight percent of the fall 1998 enrollments were classified as freshmen.

Table I-8 lists by headcount and FTE the proportions of district populations served by Illinois public community colleges in instructional credit curricula. Table I-9 summarizes fall 1998 headcount enrollment by instructional program area and student level.

Table I-10 details the trends in community college headcount enrollments from fall 1989 through fall 1998. Table I-11 lists the trends of FTE enrollments for the same ten-year period.

Illinois Community College Board  
Table I-1  
SUMMARY OF OPENING FALL 1998 STUDENT HEADCOUNT ENROLLMENT BY  
SEX AND TYPE OF ATTENDANCE

Dist. No.	District/College	Male	Female	Full-time	Part-time	Total
522	Belleville	5,299	6,989	3,961	8,327	12,288
503	Black Hawk	2,565	3,971	2,971	3,565	6,536
508	Chicago	(27,309)	(42,080)	(23,416)	(45,973)	(69,389)
	Daley	3,830	6,004	3,537	6,297	9,834
	Kennedy-King	2,000	5,117	3,459	3,658	7,117
	Malcolm X	3,707	5,084	5,037	3,754	8,791
	Olive-Harvey	2,665	5,028	3,860	3,833	7,693
	Truman	6,616	8,432	2,311	12,737	15,048
	Washington	3,506	4,928	2,608	5,826	8,434
	Wilbur Wright	4,985	7,487	2,604	9,868	12,472
507	Danville	945	1,641	1,191	1,395	2,586
502	DuPage	12,408	16,560	8,570	20,398	28,968
509	Elgin	4,297	5,252	2,498	7,051	9,549
512	Harper	6,457	8,529	4,745	10,241	14,986
540	Heartland	1,519	2,118	1,251	2,386	3,637
519	Highland	887	1,617	939	1,565	2,504
514	Illinois Central	4,985	6,501	4,217	7,269	11,486
529	Illinois Eastern	(3,274)	(3,736)	(2,341)	(4,669)	(7,010)
	Frontier	471	1,181	207	1,445	1,652
	Lincoln Trail	638	641	572	707	1,279
	Olney Central	489	892	853	528	1,381
	Wabash Valley	1,676	1,022	709	1,989	2,698
513	Illinois Valley	1,601	2,077	1,541	2,137	3,678
525	Joliet	4,741	6,396	3,734	7,403	11,137
520	Kankakee	1,380	2,305	1,169	2,516	3,685
501	Kaskaskia	1,205	1,788	1,458	1,535	2,993
523	Kishwaukee	1,436	1,728	1,384	1,780	3,164
532	Lake County	6,169	7,564	3,022	10,711	13,733
517	Lake Land	2,723	2,665	2,550	2,838	5,388
536	Lewis & Clark	2,340	3,652	1,885	4,107	5,992
526	Lincoln Land	2,835	4,277	2,465	4,647	7,112
530	Logan	2,569	3,594	2,576	3,587	6,163
528	McHenry	2,052	2,998	1,443	3,607	5,050
541	Metropolitan	302	474	278	498	776
524	Moraine Valley	5,543	7,874	5,162	8,255	13,417
527	Morton	1,758	2,465	917	3,306	4,223
535	Oakton	4,776	6,105	2,514	8,367	10,881
505	Parkland	3,462	4,475	3,748	4,189	7,937
515	Prairie State	2,138	3,137	1,538	3,737	5,275
521	Rend Lake	1,729	1,924	1,426	2,227	3,653
537	Richland	1,250	2,017	1,032	2,235	3,267
511	Rock Valley	3,764	4,490	2,427	5,827	8,254
518	Sandburg	1,173	1,733	1,122	1,784	2,906
506	Sauk Valley	932	1,520	963	1,489	2,452
531	Shawnee	612	1,088	695	1,005	1,700
510	South Suburban	2,586	4,804	2,214	5,176	7,390
533	Southeastern	1,153	1,290	1,118	1,325	2,443
534	Spoon River	716	1,097	873	940	1,813
504	Triton	8,282	9,533	3,894	13,921	17,815
516	Waubensee	3,048	3,973	1,622	5,399	7,021
539	Wood	838	1,427	1,030	1,235	2,265
	<b>TOTALS</b>	<b>143,058</b>	<b>197,464</b>	<b>111,900</b>	<b>228,622</b>	<b>340,522</b>

SOURCE OF DATA: Fall Enrollment (E1 Records) - reflects enrollments as of the fall term census date (end of registration). Will not reflect enrollments in courses that have a starting date later than the census date - particularly those in adult education.

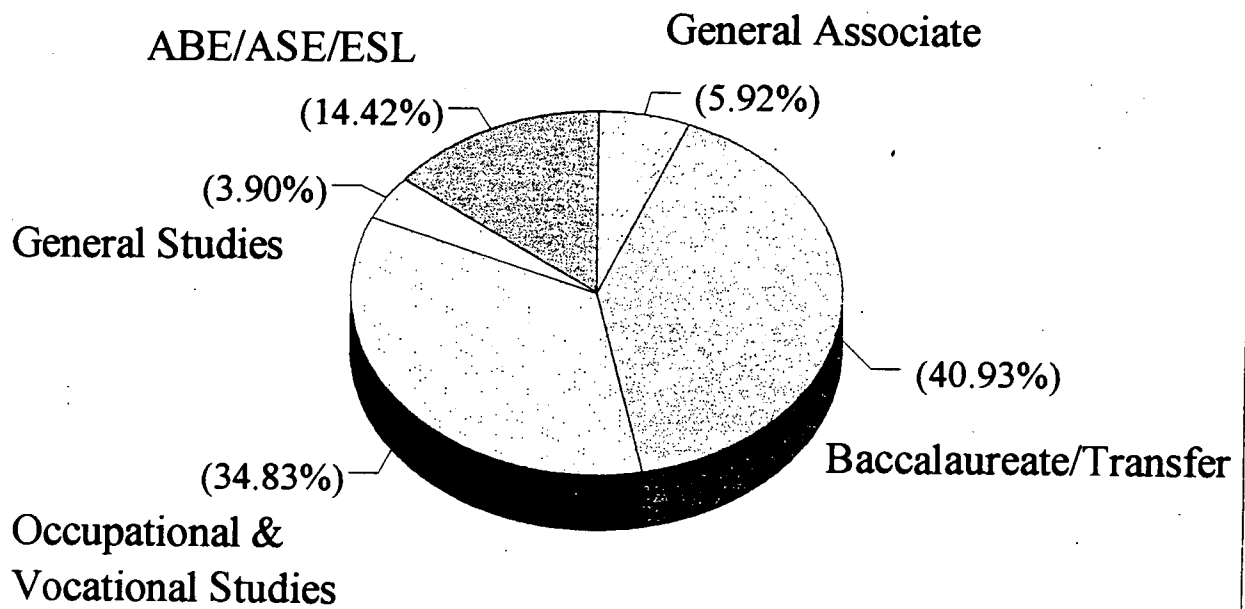


Figure 1. Opening Fall 1998 Headcount Enrollment by Instructional Program Area

Illinois Community College Board  
Table I-2  
SUMMARY OF OPENING FALL 1998 STUDENT HEADCOUNT ENROLLMENT  
BY INSTRUCTIONAL PROGRAM AREA

Dist. No.	District/College	General Associates	Bacc/ Transfer	Occupa- tional	General Studies	Voc Skills	Adult Basic Education	Adult Sec. Education	English as a Second Language
522	Belleville	0	6,518	5,156	0	29	370	215	0
503	Black Hawk	11	3,683	2,268	1	263	254	56	0
508	Chicago	(13,760)	(11,576)	(7,371)	(2,688)	(3,628)	(8,930)	(1,752)	(19,684)
	Daley	2,359	1,692	1,050	311	63	613	84	3,662
	Kennedy-King	563	598	1,517	385	883	1,959	433	779
	Malcolm X	939	847	1,006	189	697	2,370	429	2,314
	Olive-Harvey	1,442	1,857	618	496	254	1,812	391	823
	Truman	2,327	1,762	985	336	192	843	58	8,545
	Washington	1,610	4,197	1,653	689	136	126	23	0
	Wilbur Wright	4,520	623	542	282	1,403	1,207	334	3,561
507	Danville	0	1,340	992	0	152	69	33	0
502	DuPage	123	10,363	6,391	6,806	2,574	203	425	2,083
509	Elgin	204	3,828	3,099	0	838	111	61	1,408
512	Harper	0	7,886	4,671	806	0	1,623	0	0
540	Heartland	0	2,647	726	0	260	3	0	1
519	Highland	34	1,220	698	116	435	1	0	0
514	Illinois Central	1,815	4,604	4,824	185	22	36	0	0
529	Illinois Eastern	(262)	(2,848)	(2,963)	(5)	(730)	(140)	(62)	(0)
	Frontier	53	757	300	0	501	2	39	0
	Lincoln Trail	79	693	365	1	57	74	10	0
	Olney Central	44	745	527	0	2	58	5	0
	Wabash Valley	86	653	1,771	4	170	6	8	0
513	Illinois Valley	480	1,438	1,538	138	1	20	42	21
525	Joliet	80	6,329	3,314	276	318	695	125	0
520	Kankakee	212	1,206	1,989	16	227	0	35	0
501	Kaskaskia	352	963	1,324	215	33	23	83	0
523	Kishwaukee	0	2,089	783	16	4	69	83	120
532	Lake County	0	6,381	6,362	233	144	157	87	369
517	Lake Land	189	2,488	2,189	0	343	86	92	1
536	Lewis & Clark	194	2,858	2,393	125	193	107	115	7
526	Lincoln Land	13	5,236	1,058	691	114	0	0	0
530	Logan	0	2,992	2,166	0	734	155	116	0
528	McHenry	65	3,228	1,757	0	0	0	0	0
541	Metropolitan	0	347	166	78	38	106	41	0
524	Moraine Valley	0	6,300	5,281	0	198	167	670	801
527	Morton	6	2,059	648	22	80	360	31	1,017
535	Oakton	0	6,721	3,076	0	725	234	125	0
505	Parkland	374	4,127	3,287	0	126	9	11	3
515	Prairie State	50	2,544	2,242	1	89	262	87	0
521	Rend Lake	0	1,991	1,141	0	475	0	46	0
537	Richland	8	1,960	1,193	64	35	5	2	0
511	Rock Valley	7	4,104	2,912	56	1,171	3	1	0
518	Sandburg	4	1,239	968	1	517	16	147	14
506	Sauk Valley	5	1,493	716	0	230	6	2	0
531	Shawnee	90	764	559	77	153	4	53	0
510	South Suburban	0	2,779	2,984	9	1,026	224	165	203
533	Southeastern	1	1,224	801	71	324	11	11	0
534	Spoon River	220	950	368	0	171	80	22	2
504	Triton	1,400	5,099	5,642	0	3,164	259	453	1,798
516	Waubensee	211	2,563	2,205	601	85	1,152	204	0
539	Wood	5	1,387	715	0	5	79	68	6
TOTALS		20,175	139,372	98,936	13,297	19,654	16,029	5,521	27,538

SOURCE OF DATA: Fall Enrollment (E1 Records) - reflects enrollments as of the fall term census date (end of registration). Will not reflect enrollments in courses that have a starting date later than the census date - particularly those in adult education.



Illinois Community College Board  
Table I-3  
SUMMARY OF OPENING FALL 1998 STUDENT HEADCOUNT ENROLLMENT  
BY AGE

Dist. No.	District/College	Mean Age	Median Age	16 & Under	17-20	21-24	25-30	31-39	40-55	Over 55	Unknown
522	Belleville	29.8	25.6	45	3,806	1,981	1,699	2,078	2,099	363	217
503	Black Hawk	27.6	22.6	20	2,620	1,095	833	838	854	127	149
508	Chicago	(30.4)	(26.6)	(782)	(15,586)	(13,211)	(13,368)	(12,081)	(9,833)	(3,565)	(963)
	Daley	28.6	25.2	120	2,539	2,112	1,869	1,649	1,215	198	132
	Kennedy-King	30.5	26.7	133	1,749	1,211	1,264	1,297	1,037	325	101
	Malcolm X	30.7	27.3	97	1,975	1,572	1,615	1,668	1,374	357	133
	Olive-Harvey	28.8	24.4	201	2,410	1,328	1,271	1,099	963	311	110
	Truman	35.0	30.2	121	1,980	2,525	3,186	2,925	2,250	1,862	199
	Washington	30.4	27.2	42	1,612	1,722	1,892	1,506	1,299	250	111
	Wilbur Wright	28.8	25.0	68	3,321	2,741	2,271	1,937	1,695	262	177
507	Danville	28.2	22.7	9	1,017	374	292	333	357	69	135
502	DuPage	31.9	25.9	72	8,944	4,561	3,730	4,109	4,730	2,294	528
509	Elgin	28.7	24.3	71	3,133	1,692	1,418	1,522	1,340	235	138
512	Harper	28.6	24.5	26	4,824	2,774	2,421	2,322	2,049	322	248
540	Heartland	26.9	22.6	11	1,219	994	479	462	365	49	58
519	Highland	30.8	25.4	4	913	290	277	408	430	139	43
514	Illinois Central	28.6	23.9	31	4,064	1,927	1,622	1,617	1,711	294	220
529	Illinois Eastern	(33.5)	(29.5)	(207)	(1,956)	(616)	(766)	(1,082)	(1,542)	(739)	(102)
	Frontier	36.5	33.0	159	271	123	190	300	333	246	30
	Lincoln Trail	32.4	26.1	23	450	122	160	188	177	139	20
	Olney Central	28.3	22.6	12	611	149	159	201	183	52	14
	Wabash Valley	36.9	36.3	13	624	222	257	393	849	302	38
513	Illinois Valley	28.4	22.8	39	1,521	438	416	516	563	104	81
525	Joliet	29.0	23.7	49	4,275	1,522	1,256	1,644	1,941	290	160
520	Kankakee	30.2	25.8	11	1,232	506	476	592	643	151	74
501	Kaskaskia	29.3	22.9	6	1,201	445	357	422	402	120	40
523	Kishwaukee	26.2	22.0	20	1,262	753	397	348	289	53	42
532	Lake County	30.0	26.5	27	3,871	2,227	2,197	2,492	2,339	383	197
517	Lake Land	27.5	22.5	17	2,166	942	663	736	700	104	60
536	Lewis & Clark	27.2	21.9	283	2,212	796	646	678	723	141	513
526	Lincoln Land	28.9	24.3	19	2,404	1,065	983	1,108	957	192	384
530	Logan	30.8	24.0	30	2,047	1,132	760	679	907	489	119
528	McHenry	29.2	24.1	44	1,840	709	546	835	881	120	75
541	Metropolitan	29.5	26.8	4	161	151	166	163	109	12	10
524	Moraine Valley	27.0	22.1	38	5,612	2,307	1,583	1,716	1,703	191	267
527	Morton	28.5	24.3	11	1,297	875	719	626	479	126	90
535	Oakton	31.5	26.0	3	2,994	2,018	1,540	1,537	1,940	690	159
505	Parkland	27.3	22.5	38	2,985	1,610	1,055	1,013	978	139	119
515	Prairie State	29.8	25.4	19	1,721	800	728	874	856	186	91
521	Rend Lake	33.3	27.8	51	1,160	389	393	512	704	388	56
537	Richland	28.6	24.7	21	1,094	510	465	504	516	54	103
511	Rock Valley	29.6	25.5	17	2,646	1,299	1,232	1,361	1,369	228	102
518	Sandburg	30.0	24.6	31	1,041	379	379	383	471	150	72
506	Sauk Valley	29.7	24.1	7	900	348	283	374	386	116	38
531	Shawnee	29.1	23.3	8	688	223	193	202	287	73	26
510	South Suburban	30.9	26.7	44	2,092	1,111	1,034	1,147	1,419	307	236
533	Southeastern	30.0	23.6	59	888	323	284	330	359	150	50
534	Spoon River	28.3	21.8	8	788	304	171	185	234	92	31
504	Triton	29.4	25.7	323	4,301	2,808	2,684	2,675	2,378	448	2,198
516	Waubonsee	29.2	24.8	92	2,219	1,186	1,013	1,102	1,118	198	93
539	Wood	<u>27.2</u>	<u>22.4</u>	<u>16</u>	<u>943</u>	<u>357</u>	<u>286</u>	<u>321</u>	<u>278</u>	<u>36</u>	<u>28</u>
TOTALS/AVERAG		29.8	25.1	2,613	105,643	57,048	49,810	51,927	51,239	13,927	8,315

SOURCE OF DATA: Fall Enrollment (E1 Records) - reflects enrollments as of the fall term census date (end of registration). Will not reflect enrollments in courses that have a starting date later than the census date - particularly those in adult education.

Illinois Community College Board  
Table I-4  
SUMMARY OF OPENING FALL 1998 STUDENT HEADCOUNT ENROLLMENT  
BY ETHNIC ORIGIN

Dist. No.	District/College	Asian or Pacific Islander	American Indian or Alaskan	Black Non- Hispanic	Hispanic	White Non- Hispanic	Non- Resident Alien	All Other or No Indication
522	Belleville	203	60	1,298	190	10,516	21	0
503	Black Hawk	78	24	365	511	5,558	0	0
508	Chicago	(4,999)	(384)	(26,250)	(23,179)	(13,773)	(0)	(804)
	Daley	156	42	2,086	5,577	1,872	0	101
	Kennedy-King	239	38	5,922	742	150	0	26
	Malcolm X	630	58	5,061	2,329	622	0	91
	Olive-Harvey	27	47	6,197	1,270	135	0	17
	Truman	2,163	88	2,021	6,225	4,322	0	229
	Washington	924	58	3,959	1,578	1,717	0	198
	Wilbur Wright	860	53	1,004	5,458	4,955	0	142
507	Danville	10	3	200	43	2,328	2	0
502	DuPage	3,053	43	937	2,431	21,911	1	592
509	Elgin	401	16	324	2,184	6,606	18	0
512	Harper	1,705	23	458	1,946	10,687	167	0
540	Heartland	63	10	311	78	3,167	6	2
519	Highland	21	5	168	10	2,283	1	16
514	Illinois Central	223	38	930	181	10,095	19	0
529	Illinois Eastern	(45)	(15)	(168)	(54)	(6,713)	(15)	(0)
	Frontier	7	1	1	2	1,641	0	0
	Lincoln Trail	11	1	109	21	1,135	2	0
	Olney Central	5	1	16	4	1,345	10	0
	Wabash Valley	22	12	42	27	2,592	3	0
513	Illinois Valley	44	12	68	128	3,425	1	0
525	Joliet	166	31	820	708	9,398	14	0
520	Kankakee	38	10	408	74	3,152	3	0
501	Kaskaskia	8	10	200	39	2,582	3	151
523	Kishwaukee	107	13	307	297	2,434	6	0
532	Lake County	659	56	1,114	1,956	8,884	1,064	0
517	Lake Land	21	19	465	106	4,768	9	0
536	Lewis & Clark	23	10	333	42	5,557	27	0
526	Lincoln Land	86	17	377	54	6,559	19	0
530	Logan	80	22	453	83	5,522	3	0
528	McHenry	45	6	11	144	4,824	20	0
541	Metropolitan	0	1	729	6	40	0	0
524	Moraine Valley	178	73	645	748	10,932	841	0
527	Morton	82	5	45	2,429	1,582	80	0
535	Oakton	1,570	28	457	532	8,294	0	0
505	Parkland	302	23	853	168	6,240	351	0
515	Prairie State	53	13	1,495	345	2,586	6	777
521	Rend Lake	20	3	118	30	3,481	1	0
537	Richland	35	12	356	23	2,835	6	0
511	Rock Valley	170	39	582	358	7,084	21	0
518	Sandburg	15	10	102	73	2,698	8	0
506	Sauk Valley	26	7	19	141	2,259	0	0
531	Shawnee	9	3	242	15	1,431	0	0
510	South Suburban	77	19	3,143	593	3,508	50	0
533	Southeastern	4	10	307	54	2,052	2	14
534	Spoon River	11	5	81	13	1,694	9	0
504	Triton	645	51	3,117	3,268	10,664	70	0
516	Waubonsee	109	27	347	1,781	4,752	5	0
539	Wood	12	3	84	15	2,142	9	0
	TOTALS	15,396	1,159	48,687	45,030	225,016	2,878	2,356

SOURCE OF DATA: Fall Enrollment (E1 Records) - reflects enrollments as of the fall term census date (end of registration). Will not reflect enrollments in courses that have a starting date later than the census date - particularly those in adult education.

Illinois Community College Board  
Table 1-5  
SUMMARY OF OPENING FALL 1998 STUDENT HEADCOUNT ENROLLMENT  
BY ACADEMIC CLASSIFICATION

Dist. No.	District/College	Freshman	Sophomore	High School	Unclassified*
522	Belleville	6,585	3,363	125	2,215
503	Black Hawk	2,148	1,969	16	2,403
508	Chicago	(18,172)	(7,338)	(71)	(43,808)
	Daley	2,501	1,045	7	6,281
	Kennedy-King	1,680	765	14	4,658
	Malcolm X	1,764	760	7	6,260
	Olive-Harvey	2,106	903	8	4,676
	Truman	2,759	1,065	5	11,219
	Washington	3,748	1,402	21	3,263
	Wilbur Wright	3,614	1,398	9	7,451
507	Danville	2,000	352	1	233
502	DuPage	15,735	5,384	6	7,843
509	Elgin	5,397	1,144	243	2,765
512	Harper**	4,162	2,314	37	8,473
540	Heartland	2,809	393	0	435
519	Highland	1,669	533	0	302
514	Illinois Central	6,274	2,739	202	2,271
529	Illinois Eastern	(4,408)	(2,159)	(0)	(443)
	Frontier	1,065	499	0	88
	Lincoln Trail	815	366	0	98
	Olney Central	674	622	0	85
	Wabash Valley	1,854	672	0	172
513	Illinois Valley	2,561	591	121	405
525	Joliet	2,961	6,562	0	1,614
520	Kankakee	2,423	780	50	432
501	Kaskaskia**	2,564	49	0	380
523	Kishwaukee	2,108	491	14	551
532	Lake County	7,303	4,279	0	2,151
517	Lake Land	3,225	1,335	181	647
536	Lewis & Clark	3,065	1,302	1,084	541
526	Lincoln Land	4,475	2,072	313	252
530	Logan	4,567	1,168	0	428
528	McHenry	3,100	975	43	932
541	Metropolitan	514	115	0	147
524	Moraine Valley	7,950	2,818	10	2,639
527	Morton	2,023	595	0	1,605
535	Oakton	4,897	2,751	25	3,208
505	Parkland	4,085	2,625	47	1,180
515	Prairie State	3,346	1,180	0	749
521	Rend Lake	1,386	813	0	1,454
537	Richland	2,121	801	163	182
511	Rock Valley	5,562	1,916	17	759
518	Sandburg	1,772	578	36	520
506	Sauk Valley	1,257	574	0	621
531	Shawnee**	423	614	331	332
510	South Suburban	4,356	1,802	73	1,159
533	Southeastern	1,324	522	109	488
534	Spoon River	1,021	520	0	272
504	Triton	9,294	2,824	775	4,922
516	Waubonsee	1,884	898	0	4,239
539	Wood	<u>1,235</u>	<u>669</u>	<u>66</u>	<u>295</u>
	TOTALS	162,161	69,907	4,159	104,295

\*Unclassified students are those who do not meet minimum requirements for entrance as regular college-level students, or already have an Associate Degree or higher and are taking courses at the same level or lower. Some colleges may be including course enrollees in this category as well.

\*\*Estimated

SOURCE OF DATA: Fall Enrollment (E1 Records) - reflects enrollments as of the fall term census date (end of registration). Will not reflect enrollments in courses that have a starting date later than the census date - particularly those in adult education.

Illinois Community College Board  
Table I-6  
SUMMARY OF OPENING FALL 1998 STUDENT HEADCOUNT ENROLLMENT  
BY TYPE OF RESIDENCY

Dist. No.	District/College	In-District	Out-of- District	Corrections	Out-of State	Foreign
522	Belleville	11,227	968	0	81	12
503	Black Hawk	6,132	102	62	201	39
508	Chicago	(67,468)	(1,638)	(0)	(25)	(258)
	Daley	9,498	333	0	3	0
	Kennedy-King	7,057	58	0	0	2
	Malcolm X	8,666	119	0	1	5
	Olive-Harvey	7,504	172	0	14	3
	Truman	14,627	385	0	1	35
	Washington	7,942	287	0	6	199
	Wilbur Wright	12,174	284	0	0	14
507	Danville	2,350	42	0	189	5
502	DuPage	26,354	2,353	0	132	129
509	Elgin	8,773	752	0	6	18
512	Harper	12,892	2,002	0	4	88
540	Heartland	3,395	239	0	2	1
519	Highland	2,400	75	0	26	3
514	Illinois Central	10,593	394	354	27	118
529	Illinois Eastern	(5,330)	(1,395)	(154)	(72)	(59)
	Frontier	1,523	124	0	5	0
	Lincoln Trail	1,090	21	153	14	1
	Olney Central	1,345	13	1	7	15
	Wabash Valley	1,372	1,237	0	46	43
513	Illinois Valley	3,445	122	111	0	0
525	Joliet	10,958	157	0	21	1
520	Kankakee	3,459	172	0	49	5
501	Kaskaskia	2,580	190	220	2	1
523	Kishwaukee	2,273	838	0	38	15
532	Lake County	12,183	534	0	56	960
517	Lake Land	4,312	236	822	14	4
536	Lewis & Clark	5,763	143	0	83	3
526	Lincoln Land	6,737	353	0	5	17
530	Logan	5,886	231	14	2	30
528	McHenry	4,823	162	0	53	12
541	Metropolitan	616	159	0	1	0
524	Moraine Valley	11,181	1,388	0	5	843
527	Morton	3,698	519	0	2	4
535	Oakton	8,798	1,999	0	7	77
505	Parkland	6,146	1,402	0	70	319
515	Prairie State	4,526	547	0	201	1
521	Rend Lake	3,125	354	170	2	2
537	Richland	3,209	57	0	0	1
511	Rock Valley	8,178	35	0	14	27
518	Sandburg	2,690	69	111	36	0
506	Sauk Valley	2,381	70	0	1	0
531	Shawnee	1,533	24	0	142	1
510	South Suburban	5,932	897	0	560	1
533	Southeastern	1,913	114	370	40	6
534	Spoon River	1,605	184	0	7	17
504	Triton	11,362	6,286	0	105	62
516	Waubonsee	6,445	569	0	2	5
539	Wood	<u>2,034</u>	<u>22</u>	<u>0</u>	<u>208</u>	<u>1</u>
	TOTALS	304,705	27,793	2,388	2,491	3,145

SOURCE OF DATA: Fall Enrollment (E1 Records) - reflects enrollments as of the fall term census date (end of registration).  
Will not reflect enrollments in courses that have a starting date later than the census date - particularly those in adult education.

Illinois Community College Board  
Table 1-7  
SUMMARY OF OPENING FALL 1998 STUDENT HEADCOUNT ENROLLMENT  
BY ENROLLMENT STATUS

Dist. No.	District/College	First-Time College-Level Students	New Pre-College Students	Transfer Students	New Gen Studies/ Voc Students	Continuing Students	Students Moved to College-Level	Readmitted Students	Unknown
522	Belleville	2,437	623	156	63	6,785	0	2,224	0
503	Black Hawk	1,417	222	88	76	3,514	60	1,159	0
508	Chicago	(25,211)	(0)	(1,461)	(0)	(31,623)	(0)	(11,094)	(0)
	Daley	3,445	0	125	0	5,011	0	1,253	0
	Kennedy-King	2,545	0	45	0	3,154	0	1,373	0
	Malcolm X	4,274	0	14	0	3,077	0	1,426	0
	Olive-Harvey	3,021	0	75	0	3,008	0	1,589	0
	Truman	5,515	0	198	0	7,531	0	1,804	0
	Washington	2,270	0	641	0	3,794	0	1,729	0
	Wilbur Wright	4,141	0	363	0	6,048	0	1,920	0
507	Danville	657	129	66	6	1,550	1	177	0
502	DuPage	6,766	0	1,286	0	14,936	0	5,980	0
509	Elgin	1,472	934	847	7	4,458	310	1,521	0
512	Harper	3,704	32	900	0	9,615	0	735	0
540	Heartland	779	0	847	0	2,000	0	11	0
519	Highland	588	4	38	128	1,555	1	174	16
514	Illinois Central	2,562	0	610	0	7,754	0	560	0
529	Illinois Eastern	(1,413)	(50)	(0)	(100)	(3,601)	(35)	(1,811)	(0)
	Frontier	176	19	0	98	500	3	856	0
	Lincoln Trail	407	0	0	0	815	0	57	0
	Olney Central	247	0	0	0	776	0	358	0
	Wabash Valley	583	31	0	2	1,510	32	540	0
513	Illinois Valley	967	0	172	0	1,954	0	585	0
525	Joliet	2,933	0	268	0	5,665	0	2,271	0
520	Kankakee	505	88	196	96	1,913	0	887	0
501	Kaskaskia	985	18	0	44	1,368	0	578	0
523	Kishwaukee	581	97	438	2	1,485	0	561	0
532	Lake County	1,574	1,217	1,360	19	6,947	383	2,233	0
517	Lake Land	1,697	0	442	0	2,143	0	1,106	0
536	Lewis & Clark	2,002	0	110	0	2,804	0	1,076	0
526	Lincoln Land	1,718	0	0	0	4,464	0	930	0
530	Logan	836	131	424	729	3,126	0	917	0
528	McHenry	777	61	289	19	2,787	35	1,082	0
541	Metropolitan	227	115	72	0	346	0	16	0
524	Moraine Valley	3,125	1,191	154	104	3,913	264	4,666	0
527	Morton	837	612	48	68	2,408	0	249	1
535	Oakton	1,863	11	1,446	506	5,474	0	1,581	0
505	Parkland	1,687	447	556	49	3,552	231	1,415	0
515	Prairie State	1,208	228	373	157	2,284	0	1,025	0
521	Rend Lake	1,964	47	67	22	1,172	9	371	1
537	Richland	865	0	10	0	1,760	0	632	0
511	Rock Valley	1,937	178	8	16	6,010	0	105	0
518	Sandburg	679	125	41	105	1,439	39	478	0
506	Sauk Valley	627	13	17	0	1,220	0	575	0
531	Shawnee	434	0	0	8	1,258	0	0	0
510	South Suburban	704	337	466	468	3,663	459	1,293	0
533	Southeastern	578	3	34	109	1,270	0	449	0
534	Spoon River	372	38	183	73	783	15	349	0
504	Triton	2,918	1,090	12	1,336	8,302	229	3,928	0
516	Waubonsee	801	464	41	29	620	0	5,066	0
539	Wood	595	128	141	10	946	194	251	0
	<b>TOTALS</b>	<b>83,002</b>	<b>8,633</b>	<b>13,667</b>	<b>4,349</b>	<b>168,467</b>	<b>2,265</b>	<b>60,121</b>	<b>18</b>

SOURCE OF DATA: Fall Enrollment (E1 Records) - reflects enrollments as of the fall term census date (end of registration). Will not reflect enrollments in courses that have a starting date later than the census date - particularly those in adult education.

Illinois Community College Board  
Table I-8  
PROPORTIONS OF DISTRICT POPULATIONS SERVED BY  
ILLINOIS PUBLIC COMMUNITY COLLEGES IN INSTRUCTIONAL  
CREDIT CURRICULA BY HEADCOUNT AND FTE

<u>Dist.</u> <u>No.</u>	<u>District</u>	<u>Headcount</u> <u>Per 1000</u> <u>Population</u>	<u>FTE</u> <u>Per 1000</u> <u>Population</u>
522	Belleville	32.71	16.98
503	Black Hawk	28.71	17.64
508	Chicago	25.19	14.56
507	Danville	27.20	17.18
502	DuPage	34.24	18.11
509	Elgin	36.36	17.47
512	Harper	30.17	15.70
540	Heartland	20.94	11.51
519	Highland	27.38	14.56
514	Illinois Central	32.43	17.79
529	Illinois Eastern	62.88	30.50
513	Illinois Valley	25.57	15.18
525	Joliet	30.44	16.00
520	Kankakee	29.34	15.38
501	Kaskaskia	25.97	17.55
523	Kishwaukee	36.45	22.27
532	Lake County	28.03	12.38
517	Lake Land	29.24	18.82
536	Lewis & Clark	28.90	14.32
526	Lincoln Land	22.30	12.23
530	Logan	43.49	23.92
528	Mc Henry	31.26	15.59
541	Metropolitan	12.81	7.94
524	Moraine Valley	34.61	19.59
527	Morton	30.79	13.26
535	Oakton	25.07	11.45
505	Parkland	33.50	20.97
515	Prairie State	25.81	13.12
521	Rend Lake	41.61	21.42
537	Richland	24.02	12.87
511	Rock Valley	27.84	13.81
518	Carl Sandburg	24.97	13.54
506	Sauk Valley	24.22	13.49
531	Shawnee	27.76	16.73
510	South Suburban	27.68	13.65
533	Southeastern	42.11	25.79
534	Spoon River	24.30	14.65
504	Triton	53.21	24.27
516	Waubonsee	33.39	14.30
539	John Wood	<u>23.63</u>	<u>14.26</u>
	TOTALS	29.79	15.93

SOURCES OF DATA: Fall Enrollment (E1 Records)  
ICCB 1999 Estimated District Population

Illinois Community College Board  
Table I-9  
SUMMARY OF OPENING FALL 1998 STUDENT HEADCOUNT ENROLLMENT  
BY INSTRUCTIONAL PROGRAM AREA AND STUDENT LEVEL

FRESHMAN LEVEL										
Dist. No.	District/College	General Associates	Bacc/ Transfer	Occupational	General Studies	Voc Skills	Adult Basic Ed	Adult Sec Ed	Eng as a Second Language	Total
522	Belleville	0	3,687	2,880	0	18	0	0	0	6,585
503	Black Hawk	5	1,345	798	0	0	0	0	0	2,148
508	Chicago	(7,404)	(5,715)	(2,705)	(542)	(1,806)	(0)	(0)	(0)	(18,172)
	Daley	1,274	744	406	58	19	0	0	0	2,501
	Kennedy-King	257	312	609	94	408	0	0	0	1,680
	Malcolm X	532	480	350	63	339	0	0	0	1,764
	Olive-Harvey	822	786	223	109	166	0	0	0	2,106
	Truman	1,276	961	375	70	77	0	0	0	2,759
	Washington	835	2,152	602	80	79	0	0	0	3,748
	Wilbur Wright	2,408	280	140	68	718	0	0	0	3,614
507	Danville	0	1,098	765	0	137	0	0	0	2,000
502	DuPage	38	6,701	3,241	4,332	1,423	0	0	0	15,735
509	Elgin	167	2,690	1,975	0	565	0	0	0	5,397
512	Harper*	0	2,594	1,444	124	0	0	0	0	4,162
540	Heartland	0	2,104	534	0	168	3	0	0	2,809
519	Highland	19	806	481	90	273	0	0	0	1,669
514	Illinois Central	1,280	2,517	2,391	75	11	0	0	0	6,274
529	Illinois Eastern	(189)	(1,809)	(1,867)	(4)	(539)	(0)	(0)	(0)	(4,408)
	Frontier	35	483	184	0	363	0	0	0	1,065
	Lincoln Trail	63	484	216	1	51	0	0	0	815
	Olney Central	28	457	188	0	1	0	0	0	674
	Wabash Valley	63	385	1,279	3	124	0	0	0	1,854
513	Illinois Valley	402	1,079	1,062	18	0	0	0	0	2,561
525	Joliet	18	1,989	830	1	123	0	0	0	2,961
520	Kankakee	138	809	1,281	11	184	0	0	0	2,423
501	Kaskaskia*	211	944	1,172	205	32	0	0	0	2,564
523	Kishwaukee	0	1,613	490	3	2	0	0	0	2,108
532	Lake County	0	3,347	3,658	192	106	0	0	0	7,303
517	Lake Land	157	1,568	1,272	0	228	0	0	0	3,225
536	Lewis & Clark	139	1,624	1,063	81	158	0	0	0	3,065
526	Lincoln Land	12	3,251	605	526	81	0	0	0	4,475
530	Logan	0	2,283	1,586	0	698	0	0	0	4,567
528	McHenry	35	1,928	1,137	0	0	0	0	0	3,100
541	Metropolitan	0	280	135	75	24	0	0	0	514
524	Moraine Valley	0	4,618	3,183	0	149	0	0	0	7,950
527	Morton	2	1,541	406	12	62	0	0	0	2,023
535	Oakton	0	3,490	1,407	0	0	0	0	0	4,897
505	Parkland	190	2,166	1,646	0	81	0	0	2	4,085
515	Prairie State	37	1,882	1,427	0	0	0	0	0	3,346
521	Rend Lake	0	794	445	0	147	0	0	0	1,386
537	Richland	4	1,281	746	55	35	0	0	0	2,121
511	Rock Valley	7	2,701	1,865	51	938	0	0	0	5,562
518	Sandburg	1	806	590	1	374	0	0	0	1,772
506	Sauk Valley	1	833	423	0	0	0	0	0	1,257
531	Shawnee*	15	227	141	16	24	0	0	0	423
510	South Suburban	0	1,813	1,709	6	828	0	0	0	4,356
533	Southeastern	0	784	361	41	138	0	0	0	1,324
534	Spoon River	142	573	207	0	99	0	0	0	1,021
504	Triton	1,191	2,969	3,736	0	1,398	0	0	0	9,294
516	Waubensee	153	986	685	35	25	0	0	0	1,884
539	Wood	3	848	380	0	4	0	0	0	1,235
TOTALS		11,960	80,093	52,729	6,496	10,878	3	0	2	162,161

\* Estimated

SOURCE OF DATA: Fall Enrollment (EI Records) - reflects enrollments as of the fall term census date (end of registration).  
Will not reflect enrollments in courses that have a starting date later than the census date - particularly those in adult education.

Illinois Community College Board  
Table I-9  
SUMMARY OF OPENING FALL 1998 STUDENT HEADCOUNT ENROLLMENT  
BY INSTRUCTIONAL PROGRAM AREA AND STUDENT LEVEL

SOPHOMORE LEVEL										
Dist. No.	District/College	General Associates	Bacc/Transfer	Occupational	General Studies	Voc Skills	Adult Basic Ed	Adult Sec Ed	Eng as a Second Language	Total
522	Belleville	0	1,865	1,495	0	3	0	0	0	3,363
503	Black Hawk	6	1,137	825	0	1	0	0	0	1,969
508	Chicago	(1,897)	(2,911)	(2,157)	(81)	(292)	(0)	(0)	(0)	(7,338)
	Daley	96	655	275	10	9	0	0	0	1,045
	Kennedy-King	66	220	405	13	61	0	0	0	765
	Malcolm X	91	284	345	8	32	0	0	0	760
	Olive-Harvey	139	437	269	23	35	0	0	0	903
	Truman	344	354	337	8	22	0	0	0	1,065
	Washington	212	772	380	15	23	0	0	0	1,402
	Wilbur Wright	949	189	146	4	110	0	0	0	1,398
507	Danville	0	180	163	0	9	0	0	0	352
502	DuPage	82	2,522	1,936	442	402	0	0	0	5,384
509	Elgin	18	625	444	0	57	0	0	0	1,144
512	Harper*	0	1,412	882	20	0	0	0	0	2,314
540	Heartland	0	300	92	0	1	0	0	0	393
519	Highland	14	326	153	3	37	0	0	0	533
514	Illinois Central	238	1,190	1,288	14	9	0	0	0	2,739
529	Illinois Eastern	(67)	(979)	(947)	(1)	(165)	(0)	(0)	(0)	(2,159)
	Frontier	17	261	104	0	117	0	0	0	499
	Lincoln Trail	16	200	144	0	6	0	0	0	366
	Olney Central	16	278	327	0	1	0	0	0	622
	Wabash Valley	18	240	372	1	41	0	0	0	672
513	Illinois Valley	60	272	259	0	0	0	0	0	591
525	Joliet	56	4,089	2,275	0	142	0	0	0	6,562
520	Kankakee	59	244	461	2	14	0	0	0	780
501	Kaskaskia*	7	8	30	4	0	0	0	0	49
523	Kishwaukee	0	301	187	2	1	0	0	0	491
532	Lake County	0	2,600	1,613	29	37	0	0	0	4,279
517	Lake Land	27	552	716	0	40	0	0	0	1,335
536	Lewis & Clark	45	630	584	26	17	0	0	0	1,302
526	Lincoln Land	0	1,570	378	110	14	0	0	0	2,072
530	Logan	0	638	511	0	19	0	0	0	1,168
528	McHenry	18	679	278	0	0	0	0	0	975
541	Metropolitan	0	67	31	3	14	0	0	0	115
524	Moraine Valley	0	1,263	1,548	0	7	0	0	0	2,818
527	Morton	4	410	176	2	3	0	0	0	595
535	Oakton	0	1,850	901	0	0	0	0	0	2,751
505	Parkland	91	1,362	1,165	0	7	0	0	0	2,625
515	Prairie State	9	551	620	0	0	0	0	0	1,180
521	Rend Lake	0	426	351	0	36	0	0	0	813
537	Richland	3	452	343	3	0	0	0	0	801
511	Rock Valley	0	1,119	744	0	53	0	0	0	1,916
518	Sandburg	2	281	278	0	17	0	0	0	578
506	Sauk Valley	4	334	236	0	0	0	0	0	574
531	Shawnee*	19	258	259	30	48	0	0	0	614
510	South Suburban	0	714	1,046	0	42	0	0	0	1,802
533	Southeastern	1	241	261	3	16	0	0	0	522
534	Spoon River	62	315	135	0	8	0	0	0	520
504	Triton	181	1,091	1,528	0	24	0	0	0	2,824
516	Waubonsee	34	527	323	13	1	0	0	0	898
539	Wood	2	384	282	0	1	0	0	0	669
TOTALS		3,006	36,675	27,901	788	1,537	0	0	0	69,907

\*Estimated

SOURCE OF DATA: Fall Enrollment (E1 Records) - reflects enrollments as of the fall term census date (end of registration).  
Will not reflect enrollments in courses that have a starting date later than the census date - particularly those in adult education.



Illinois Community College Board  
Table I-9  
SUMMARY OF OPENING FALL 1998 STUDENT HEADCOUNT ENROLLMENT  
BY INSTRUCTIONAL PROGRAM AREA AND STUDENT LEVEL

HIGH SCHOOL LEVEL										
Dist. No.	District/College	General Associates	Bacc/ Transfer	Occupational	General Studies	Voc Skills	Adult Basic Ed	Adult Sec Ed	Eng as a Second Language	Total
522	Belleville	0	112	12	0	1	0	0	0	125
503	Black Hawk	0	13	3	0	0	0	0	0	16
508	Chicago	(10)	(25)	(21)	(11)	(4)	(0)	(0)	(0)	(71)
	Daley	1	3	2	1	0	0	0	0	7
	Kennedy-King	0	3	8	2	1	0	0	0	14
	Malcolm X	2	1	3	0	1	0	0	0	7
	Olive-Harvey	1	3	2	2	0	0	0	0	8
	Truman	1	2	2	0	0	0	0	0	5
	Washington	2	10	3	5	1	0	0	0	21
	Wilbur Wright	3	3	1	1	1	0	0	0	9
507	Danville	0	1	0	0	0	0	0	0	1
502	DuPage	0	2	1	3	0	0	0	0	6
509	Elgin	3	105	120	0	15	0	0	0	243
512	Harper*	0	26	6	5	0	0	0	0	37
540	Heartland	0	0	0	0	0	0	0	0	0
519	Highland	0	0	0	0	0	0	0	0	0
514	Illinois Central	68	103	30	1	0	0	0	0	202
529	Illinois Eastern	(0)	(0)	(0)	(0)	(0)	(0)	(0)	(0)	(0)
	Frontier	0	0	0	0	0	0	0	0	0
	Lincoln Trail	0	0	0	0	0	0	0	0	0
	Olney Central	0	0	0	0	0	0	0	0	0
	Wabash Valley	0	0	0	0	0	0	0	0	0
513	Illinois Valley	1	1	0	119	0	0	0	0	121
525	Joliet	0	0	0	0	0	0	0	0	0
520	Kankakee	0	50	0	0	0	0	0	0	50
501	Kaskaskia	0	0	0	0	0	0	0	0	0
523	Kishwaukee	0	13	1	0	0	0	0	0	14
532	Lake County	0	0	0	0	0	0	0	0	0
517	Lake Land	0	126	52	0	3	0	0	0	181
536	Lewis & Clark	0	483	599	2	0	0	0	0	1,084
526	Lincoln Land	1	246	48	17	1	0	0	0	313
530	Logan	0	0	0	0	0	0	0	0	0
528	McHenry	0	8	35	0	0	0	0	0	43
541	Metropolitan	0	0	0	0	0	0	0	0	0
524	Moraine Valley	0	7	3	0	0	0	0	0	10
527	Morton	0	0	0	0	0	0	0	0	0
535	Oakton	0	23	2	0	0	0	0	0	25
505	Parkland	0	38	9	0	0	0	0	0	47
515	Prairie State	0	0	0	0	0	0	0	0	0
521	Rend Lake	0	0	0	0	0	0	0	0	0
537	Richland	0	146	14	3	0	0	0	0	163
511	Rock Valley	0	8	6	0	3	0	0	0	17
518	Sandburg	0	35	0	0	1	0	0	0	36
506	Sauk Valley	0	0	0	0	0	0	0	0	0
531	Shawnee*	52	119	124	9	27	0	0	0	331
510	South Suburban	0	73	0	0	0	0	0	0	73
533	Southeastern	0	27	16	2	64	0	0	0	109
534	Spoon River	0	0	0	0	0	0	0	0	0
504	Triton	0	774	0	0	1	0	0	0	775
516	Waubonsee	0	0	0	0	0	0	0	0	0
539	Wood	0	64	2	0	0	0	0	0	66
	TOTALS	135	2,628	1,104	172	120	0	0	0	4,159

\*Estimated

SOURCE OF DATA: Fall Enrollment (E1 Records) - reflects enrollments as of the fall term census date (end of registration). Will not reflect enrollments in courses that have a starting date later than the census date - particularly those in adult education.

Illinois Community College Board  
Table I-9  
SUMMARY OF OPENING FALL 1998 STUDENT HEADCOUNT ENROLLMENT  
BY INSTRUCTIONAL PROGRAM AREA AND STUDENT LEVEL

UNCLASSIFIED LEVEL										
Dist. No.	District/College	General Associates	Bacc/ Transfer	Occupational	General Studies	Voc Skills	Adult Basic Ed	Adult Sec Ed	Eng as a Second Language	Total
522	Belleville	0	854	769	0	7	370	215	0	2,215
503	Black Hawk	0	1,188	642	1	262	254	56	0	2,403
508	Chicago	(4,449)	(2,925)	(2,488)	(2,054)	(1,526)	(8,930)	(1,752)	(19,684)	(43,808)
	Daley	988	290	367	242	35	613	84	3,662	6,281
	Kennedy-King	240	63	495	276	413	1,959	433	779	4,658
	Malcolm X	314	82	308	118	325	2,370	429	2,314	6,260
	Olive-Harvey	480	631	124	362	53	1,812	391	823	4,676
	Truman	706	445	271	258	93	843	58	8,545	11,219
	Washington	561	1,263	668	589	33	126	23	0	3,263
	Wilbur Wright	1,160	151	255	209	574	1,207	334	3,561	7,451
507	Danville	0	61	64	0	6	69	33	0	233
502	DuPage	3	1,138	1,213	2,029	749	203	425	2,083	7,843
509	Elgin	16	408	560	0	201	111	61	1,408	2,765
512	Harper*	0	3,854	2,339	657	0	1,623	0	0	8,473
540	Heartland	0	243	100	0	91	0	0	1	435
519	Highland	1	88	64	23	125	1	0	0	302
514	Illinois Central	229	794	1,115	95	2	36	0	0	2,271
529	Illinois Eastern	(6)	(60)	(149)	(0)	(26)	(140)	(62)	(0)	(443)
	Frontier	1	13	12	0	21	2	39	0	88
	Lincoln Trail	0	9	5	0	0	74	10	0	98
	Olney Central	0	10	12	0	0	58	5	0	85
	Wabash Valley	5	28	120	0	5	6	8	0	172
513	Illinois Valley	17	86	217	1	1	20	42	21	405
525	Joliet	6	251	209	275	53	695	125	0	1,614
520	Kankakee	15	103	247	3	29	0	35	0	432
501	Kaskaskia	134	11	122	6	1	23	83	0	380
523	Kishwaukee	0	162	105	11	1	69	83	120	551
532	Lake County	0	434	1,091	12	1	157	87	369	2,151
517	Lake Land	5	242	149	0	72	86	92	1	647
536	Lewis & Clark	10	121	147	16	18	107	115	7	541
526	Lincoln Land	0	169	27	38	18	0	0	0	252
530	Logan	0	71	69	0	17	155	116	0	428
528	McHenry	12	613	307	0	0	0	0	0	932
541	Metropolitan	0	0	0	0	0	106	41	0	147
524	Moraine Valley	0	412	547	0	42	167	670	801	2,639
527	Morton	0	108	66	8	15	360	31	1,017	1,605
535	Oakton	0	1,358	766	0	725	234	125	0	3,208
505	Parkland	93	561	467	0	38	9	11	1	1,180
515	Prairie State	4	111	195	1	89	262	87	0	749
521	Rend Lake	0	771	345	0	292	0	46	0	1,454
537	Richland	1	81	90	3	0	5	2	0	182
511	Rock Valley	0	276	297	5	177	3	1	0	759
518	Sandburg	1	117	100	0	125	16	147	14	520
506	Sauk Valley	0	326	57	0	230	6	2	0	621
531	Shawnee*	4	160	35	22	54	4	53	0	332
510	South Suburban	0	179	229	3	156	224	165	203	1,159
533	Southeastern	0	172	163	25	106	11	11	0	488
534	Spoon River	16	62	26	0	64	80	22	2	272
504	Triton	28	265	378	0	1,741	259	453	1,798	4,922
516	Waubensee	24	1,050	1,197	553	59	1,152	204	0	4,239
539	Wood	0	91	51	0	0	79	68	6	295
TOTALS		5,074	19,976	17,202	5,841	7,119	16,026	5,521	27,536	104,295

\*Estimated

SOURCE OF DATA: Fall Enrollment (E1 Records) - reflects enrollments as of the fall term census date (end of registration).  
Will not reflect enrollments in courses that have a starting date later than the census date - particularly those in adult education.

Illinois Community College Board  
Table I-10  
SUMMARY OF OPENING FALL TERM STUDENT HEADCOUNT ENROLLMENT  
FALL 1989 THROUGH FALL 1998

Dist No	District/College	Fall 1989	Fall 1990	Fall 1991	Fall 1992	Fall 1993	Fall 1994	Fall 1995	Fall 1996	Fall 1997	Fall 1998
522	Belleville	12769	14180	14984	15440	14624	14314	13923	13298	13144	12288
503	Black Hawk	(5998)	(6579)	7206 *	7503	6721	6943	6354	6390	6532	6536
	East	744	768	---	---	---	---	---	---	---	---
	Quad	5254	5811	---	---	---	---	---	---	---	---
508	Chicago	(77013)	(78892)	(79507)	(77233)	(73904)	(71598)	(68233)	(69189)	(70717)	(69389)
	City-Wide	11331	9604	6961	5411	---	---	---	---	---	---
	Daley	7590	8338	8581	8439	8072	8992	8835	9445	10067	9834
	Kennedy-King	8601	9508	10134	9166	8571	6042	7071	6644	7111	7117
	Malcolm-X	9537	9602	10277	13409	11805	11077	9637	9172	9348	8791
	Olive-Harvey	8314	8763	8188	8180	6655	6102	6110	6887	7375	7693
	Truman	15137	16467	16557	14551	15566	15675	14883	15644	16009	15048
	Washington	8157	8313	8496	7839	11235	12028	9741	9104	8531	8434
	Wilbur Wright	8346	8297	10313	10238	12000	11682	11956	12293	12276	12472
507	Danville	3260	3534	3720	3340	3182	2857	2716	2662	2633	2586
502	DuPage	28037	29187	30897	31625	31132	30237	29888	29698	28989	28968
509	Elgin	6448	7066	7424	9035	9126	9175	8589	9104	9181	9549
512	Harper	16685	16509	17562	17610	16212	15560	15106	15041	15690	14986
540	Heartland	---	---	---	1959	2349	2779	3072	3343	3534	3637
519	Highland	2983	3258	3021	3181	2614	2678	2662	2536	2603	2504
514	Illinois Central	12465	12724	13899 **	13056	12297	11696	11839	11520	11724	11486
529	Illinois Eastern	(8587)	(8556)	(7891)	(7104)	(6780)	(6818)	(6540)	(6107)	(7334)	(7010)
	Frontier	2535	2387	2183	1907	1890	2093	1904	2302	1893	1652
	Lincoln Trail	950	954	1040	1085	1152	1114	1127	1216	1339	1279
	Olney Central	1744	1606	1733	1550	1481	1536	1486	1128	1427	1381
	Wabash Valley	3358	3609	2935	2562	2257	2075	2023	1461	2675	2698
513	Illinois Valley	4131	4207	4397	4274	4174	3971	3947	3902	3919	3678
525	Joliet	9567	9645	10043	10427	10336	10369	10248	10414	10647	11137
520	Kankakee	3456	3789	4043	4025	3888	3853	3924	3818	3696	3685
501	Kaskaskia	3269	3269	3581	3322	3379	3247	2916	2996	2687	2993
523	Kishwaukee	2960	3035	3340	3270	3243	3244	3268	3054	3146	3164
532	Lake County	12757	13526	14013	14389	14162	13755	13510	13453	13577	13733
517	Lake Land	4317	4437	4835	4543	4763	4831	4734	4710	5182	5388
536	Lewis & Clark	5450	5886	5763	5853	5441	5534	5303	5408	5421	5992
526	Lincoln Land	7802	7717	8363	8708	7943	8220	8609	7930	7958	7112
530	Logan	5307	5216	5730	5542	5440	5469	5432	5677	6159	6163
528	Mc Henry	3684	3768	4368	4671	4797	4841	4933	4808	5071	5050
541	Metropolitan***	1041	1236	1119	1268	1255	982	886	838	1095	776
524	Moraine Valley	13590	13601	13938	14074	13826	13273	12813	13234	13347	13417
527	Morton	3934	4195	4529	4349	4214	3977	3760	4283	4222	4223
535	Oakton	12290	12395	13473	13349	12796	11634	12074	11573	11103	10881
505	Parkland	8483	8570	9758 **	9343	8869	8463	8403	8074	7848	7937
515	Prairie State	4758	5127	5657	5785	5368	5305	5191	5559	5471	5275
521	Rend Lake	3293	3766	3229	2966	3092	3551	3438	4287	4213	3653
537	Richland	3889	3801	3850	4110	3950	3801	3384	3388	3244	3267
511	Rock Valley	7957	8730	9066	8618	9113	8905	8228	8027	8188	8254
518	Carl Sandburg	2598	2639	2663	2569	2591	2541	2765	2689	2635	2906
506	Sauk Valley	2724	3109	3136	2912	2790	2646	2724	2706	2627	2452
531	Shawnee	1376	1575	1818	1943	2021	2182	2119	2024	1961	1700
510	South Suburban	8685	8581	10605	9369	9107	8997	7648	7323	8458	7390
533	Southeastern	2896	3032	3292	2802	2925	2648	2643	2793	2807	2443
534	Spoon River	1746	1970	2061	2189	2077	1860	1950	1922	1785	1813
504	Triton	16625	16759	16767	16804	15308	15485	15362	17576	16799	17815
516	Waubensee	5898	6089	6415	6750	6768	6797	6552	6787	7000	7021
539	John Wood	<u>3005</u>	<u>2743</u>	<u>2512</u>	<u>2293</u>	<u>2140</u>	<u>1943</u>	<u>2030</u>	<u>2010</u>	<u>2209</u>	<u>2265</u>
TOTALS		341733	352898	368475	367603	354717	346979	337716	340151	344556	340522

\*Effective in fiscal year 1992, Black Hawk College was restructured as a single college district with two campuses.

\*\*Includes enrollments from Heartland Community College.

\*\*\*Formerly State Community College

SOURCE OF DATA: Fall Enrollment (E1 Records) - reflects enrollment as of the fall term census date (end of registration). Will not reflect enrollments in courses that have a starting date later than the census date - particularly those in adult education.

BEST COPY AVAILABLE

Illinois Community College Board  
Table I-11  
SUMMARY OF OPENING FALL TERM STUDENT FTE ENROLLMENT  
FALL 1989 THROUGH FALL 1998

Dist No.	District/College	1989 FTE	1990 FTE	1991 FTE	1992 FTE	1993 FTE	1994 FTE	1995 FTE	1996 FTE	1997 FTE	1998 FTE
522	Belleville	5992	6548	6997	7375	7130	6947	6818	6641	6596	6378
503	Black Hawk	(3525)	(3812)	4067 *	4320	4134	4209	3906	4013	3983	4015
	East	543	554	---	---	---	---	---	---	---	---
	Quad	2982	3258	---	---	---	---	---	---	---	---
508	Chicago	(43520)	(45366)	(46469)	(44535)	(41819)	(39058)	(37655)	(38955)	(42632)	(40110)
	City-Wide	4929	3993	2727	2036	---	---	---	---	---	---
	Daley	3752	4191	4553	4332	4086	4383	4221	4431	6105	5979
	Kennedy-King	5628	6506	7024	6342	5413	3785	4354	4071	4693	4774
	Malcolm-X	7133	7328	8033	8796	7962	6441	6167	6138	7078	6780
	Olive-Harvey	5496	5825	5225	5280	4381	4076	4080	4542	4903	5284
	Truman	8615	9433	9551	8460	9288	9053	8389	8882	9058	6153
	Washington	3763	3820	4067	3919	5243	5451	4385	4003	4006	4403
	Wilbur Wright	4204	4270	5289	5370	5446	5869	6059	6887	6788	6736
507	Danville	1966	2044	2164	2096	2022	1836	1762	1724	1686	1633
502	DuPage	14499	15035	15758	16251	16091	15829	15573	15480	15244	15324
509	Elgin	3042	3321	3438	4246	4320	4349	4182	4455	4534	4588
512	Harper	7768	7634	8034	8213	7997	7780	7523	7582	7970	7797
540	Heartland	---	---	---	1149	1181	1403	1614	1749	1887	2000
519	Highland	1538	1568	1580	1665	1508	1433	1355	1351	1369	1332
514	Illinois Central	6135	6379	6775 **	6669	6487	6208	6141	6145	6373	6301
529	Illinois Eastern	(3445)	(3689)	(3854)	(3643)	(3419)	(3473)	(3278)	(3277)	(3594)	(3400)
	Frontier	615	675	694	619	555	577	491	612	509	485
	Lincoln Trail	639	664	736	796	766	751	725	835	849	816
	Olney Central	1122	1127	1229	1174	1172	1164	1090	874	1127	1057
	Wabash Valley	1069	1223	1195	1054	926	981	972	956	1109	1043
513	Illinois Valley	2422	2420	2499	2514	2439	2268	2221	2248	2197	2183
525	Joliet	4969	5079	5153	5442	5379	5468	5453	5535	5607	5854
520	Kankakee	1784	1871	2007	2025	1957	1971	1985	1932	1898	1932
501	Kaskaskia	1981	2097	2288	2216	2237	2143	1952	1953	1901	2022
523	Kishwaukee	1635	1705	1902	1857	1851	1839	1903	1826	1903	1933
532	Lake County	5407	5649	5781	5924	5847	5796	5837	5868	5987	6064
517	Lake Land	2666	2740	3055	2979	3030	2930	2970	3052	3314	3467
536	Lewis & Clark	2727	2907	2995	3033	2782	2792	2726	2836	2879	2968
526	Lincoln Land	3615	3661	3926	4099	3939	3991	4046	3981	4001	3898
530	Logan	3121	3096	3537	3642	3585	3596	3566	3654	3635	3389
528	Mc Henry	1586	1623	1916	2091	2145	2234	2326	2321	2485	2519
541	Metropolitan***	642	809	712	858	821	664	564	453	715	481
524	Moraine Valley	6979	7244	7544	7576	7371	7186	7078	7195	7470	7596
527	Morton	1691	1842	1994	1802	1810	1709	1576	1752	1836	1819
535	Oakton	5017	5269	5524	5585	5544	5293	5636	5327	5122	4971
505	Parkland	4738	4837	5568 **	5473	5287	5105	5001	4987	5002	4967
515	Prairie State	2325	2442	2698	2765	2601	2559	2525	2664	2706	2681
521	Rend Lake	1903	1908	1965	1864	1961	2013	2010	2195	2007	1880
537	Richland	1869	1889	2007	2138	2059	1881	1695	1770	1766	1750
511	Rock Valley	3736	4051	4171	4291	4320	4157	3955	3857	3997	4093
518	Carl Sandburg	1435	1433	1527	1547	1530	1460	1591	1542	1512	1576
506	Sauk Valley	1540	1726	1794	1702	1611	1496	1500	1466	1444	1366
531	Shawnee	899	1051	1275	1262	1375	1346	1334	1251	1247	1024
510	South Suburban	3606	3784	4409	4234	4270	4217	3631	3615	4090	3644
533	Southeastern	1763	1843	1852	1785	1842	1751	1688	1744	1756	1496
534	Spoon River	990	1108	1232	1328	1268	1143	1177	1145	1087	1093
504	Triton	8185	8222	8231	8292	7421	7324	7717	7949	8013	8126
516	Waubensee	2466	2558	2686	2860	2957	2948	2855	2923	3032	3007
539	John Wood	<u>1310</u>	<u>1264</u>	<u>1194</u>	<u>1194</u>	<u>1161</u>	<u>1029</u>	<u>1115</u>	<u>1142</u>	<u>1239</u>	<u>1368</u>
TOTALS		174437	181524	190578	192540	186508	180834	177440	179552	185715	182042

\*Effective in fiscal year 1992, Black Hawk College was restructured as a single college district with two campuses.  
 \*\*Includes enrollments from Heartland Community College.  
 \*\*\*Formerly State Community College

SOURCE OF DATA: Fall Enrollment (E1 Records) - reflects enrollment as of the fall term census date (end of registration). Will not reflect enrollments in courses that have a starting date later than the census date - particularly those in adult education.

## Section II

## FACULTY AND STAFF DATA

The tables in this section present data regarding faculty and staff employed by the public community colleges of Illinois. The salary and staff data were collected in fall 1998 and reflect averages for fiscal year 1999. Employee groups exclude those persons who are employed predominantly to provide services at a correctional facility.

Descriptions of the employee groups used in this section are provided below. These categories correspond with *Fiscal Management Manual* salaries expenditures codes.

- Faculty are individuals who spend more than one-half of their workload in the activity of teaching and providing instruction to students.
- Administrative Staff are line officers of the college who manage, conduct, and administer programs, staff, and operations of the board of trustees.
- Classified Staff include clerical and custodial/maintenance staff. Clerical personnel engage in the process of keeping records and processing information upon the request and direction of college professional staff. Custodial/maintenance staff engage in housekeeping and the maintenance or repair of college facilities and equipment.
- Other (nonteaching) Professional Staff include professional/technical, academic support, and supervisory staff. Professional/technical staff have specialized skills but do not directly support the process of teaching. Academic support staff exercise professional judgement and discretion and directly support the teaching and learning process. Supervisory staff have the duty, responsibility, or authority to recommend the employment, transfer, suspension, dismissal, promotion, assignment, reward, or discipline of other staff individuals both full- and part-time.

Figure 2 shows the headcount distribution of community college employees statewide by employee group: faculty (50.12 percent), other nonteaching professionals (10.84 percent), classified (34.42 percent), and administrators (4.61 percent).

Table II-1 lists the number of instructional teaching faculty by sex and employment status employed during fall 1998. Of the 16,277 teaching faculty employed in fall 1998, 4,432 were full-time faculty.

Table II-2 shows the total number of administrative staff by sex and employment status.

Table II-3 lists the number of full-time and part-time nonteaching professional staff by sex and employment status employed in each community college. Table II-4 provides the same information for classified or civil service type staff.

The average contractual base salaries paid to full-time teaching faculty, full-time administrative staff, and full-time nonteaching professionals are shown in Table II-5.

Table II-6 identifies the average class size for on-campus lecture/discussion classes and laboratory classes. Table II-7 shows a percent distribution of on-campus classes by size for each community college.

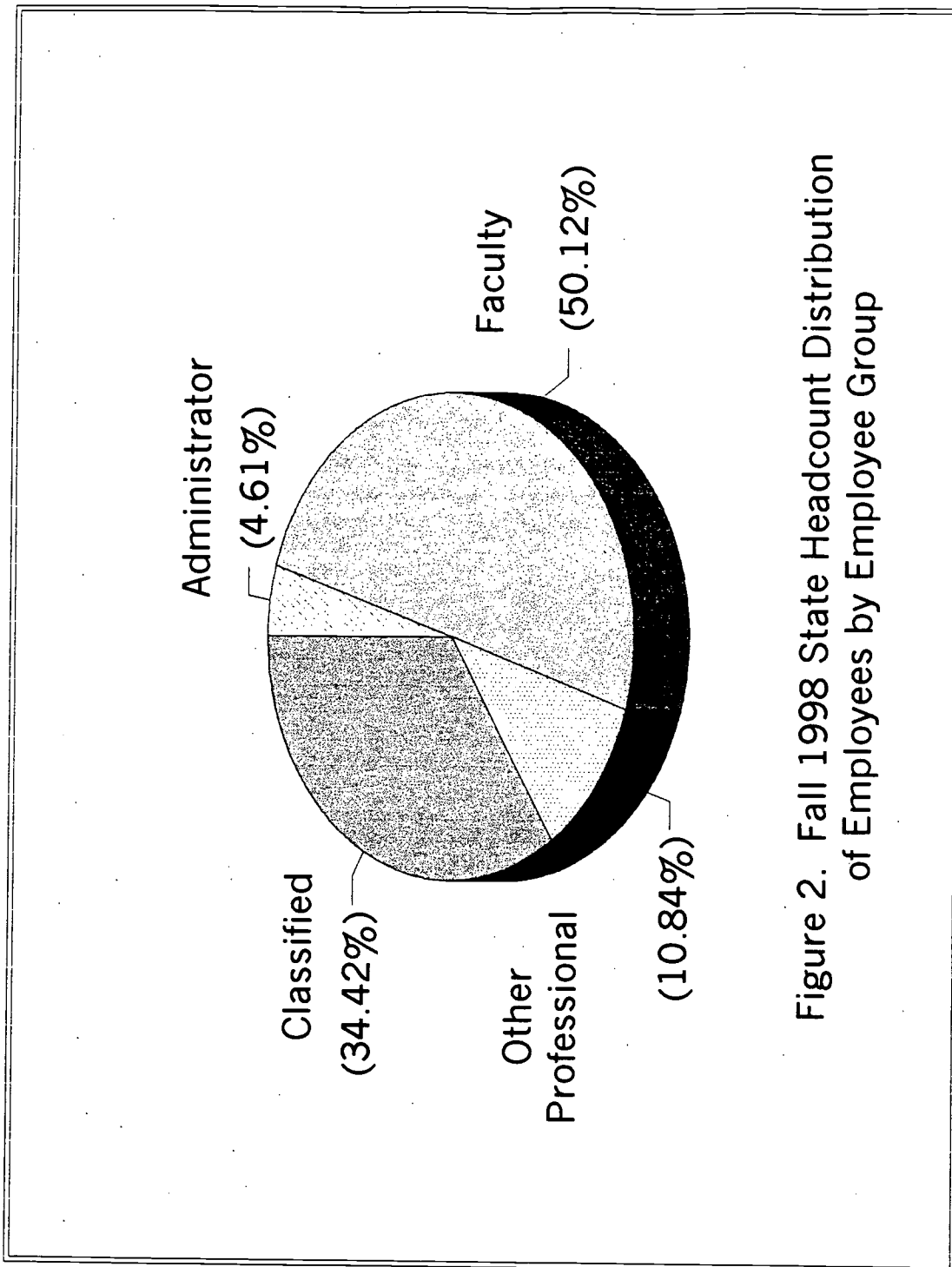


Figure 2. Fall 1998 State Headcount Distribution of Employees by Employee Group

## Illinois Community College Board

Table II-1

SUMMARY OF INSTRUCTIONAL TEACHING FACULTY (9 AND 12 MOS.) EMPLOYED IN  
ILLINOIS PUBLIC COMMUNITY COLLEGES BY SEX AND EMPLOYMENT STATUS DURING FALL 1998

Dist. No.	District/College	Full-Time		Part-Time		Total	Total	Grand	Grand
		Male	Female	Male	Female	FTE	FTE	Total Headcount	Total FTE
522	Belleville	67	47	114	405	255	240	774	354
503	Black Hawk	74	63	137	74	159	61	370	198
508	Chicago	(391)	(355)	(746)	(653)	(721)	(611)	(2,120)	(1,357)
	Daley	56	38	94	120	110	102	324	196
	Kennedy-King	52	61	113	64	108	72	285	185
	Malcolm X	42	48	90	110	108	74	308	164
	Olive-Harvey	47	41	88	67	85	78	240	166
	Truman	56	66	122	107	157	131	386	253
	Washington	73	50	123	94	69	66	286	189
	Wright	65	51	116	91	84	89	291	205
507	Danville	23	27	50	34	37	18	121	68
502	DuPage	138	132	270	439	436	418	1,145	688
509	Elgin	53	54	107	124	158	212	389	319
512	Harper	88	98	186	326	360	101	872	287
540	Heartland	25	26	51	79	96	88	226	139
519	Highland	32	14	46	40	73	43	159	89
514	Illinois Central	104	64	168	209	199	51	576	219
529	Illinois Eastern	(67)	(41)	(108)	(129)	(169)	(48)	(406)	(156)
	Frontier	2	2	4	54	85	19	143	23
	Lincoln Trail	15	12	27	22	28	9	77	36
	Olney Central	18	17	35	28	26	11	89	46
	Wabash	32	10	42	25	30	9	97	51
513	Illinois Valley	37	30	67	69	61	41	197	108
525	Joliet	98	54	152	288	222	39	662	191
520	Kankakee	27	28	55	48	36	31	139	86
501	Kaskaskia	36	14	50	45	55	33	150	83
523	Kishwaukee	36	33	69	55	80	40	204	109
532	Lake County	94	61	155	414	374	191	943	346
517	Lake Land	56	44	100	81	103	61	284	161
536	Lewis & Clark	37	41	78	108	137	130	323	208
526	Lincoln Land	69	50	119	110	95	67	324	186
530	Logan	49	50	99	70	65	67	234	166
528	McHenry	39	38	77	101	103	61	281	138
541	Metropolitan	3	2	5	8	3	11	16	16
524	Moraine Valley	78	75	153	220	211	131	584	284
527	Morton	24	25	49	112	163	40	324	89
535	Oakton	60	73	133	266	173	146	572	279
505	Parkland	78	68	146	143	146	111	435	257
515	Prairie State	33	42	75	128	106	93	309	168
521	Rend Lake	32	30	62	35	52	40	149	102
537	Richland	34	24	58	81	91	148	230	206
511	Rock Valley	73	50	123	76	58	35	257	158
518	Sandburg	30	27	57	87	79	49	223	106
506	Sauk Valley	32	18	50	53	38	23	141	73
531	Shawnee	16	26	42	41	66	40	149	82
510	South Suburban	52	67	119	145	138	57	402	176
533	Southeastern	35	23	58	58	49	31	165	89
534	Spoon River	20	17	37	46	45	28	128	65
504	Triton	92	59	151	264	184	152	599	303
516	Waubonsee	30	36	66	216	279	159	561	225
539	Wood	17	27	44	51	39	28	134	72
	TOTALS	2,379	2,053	4,432	5,931	5,914	3,974	16,277	8,406

SOURCE OF DATA: Fiscal Year 1999 Salary Submission (C1 &amp; C2)

## Illinois Community College Board

Table II-2

SUMMARY OF ADMINISTRATIVE STAFF EMPLOYED IN  
ILLINOIS PUBLIC COMMUNITY COLLEGES BY SEX AND EMPLOYMENT STATUS DURING FALL 1998

Dist. No.	District/College	Full-Time		Total	Part-Time		Total	Grand	Grand
		Male	Female	FTE	Male	Female	FTE	Total Headcount	Total FTE
522	Belleville	22	9	31	50	129	70	210	101
503	Black Hawk	8	4	12	0	0	0	12	12
508	Chicago*	(76)	(72)	(148)	(1)	(0)	(0)	(149)	(148)
	Daley	9	3	12	0	0	0	12	12
	Kennedy-King	5	9	14	0	0	0	14	14
	Malcolm X	8	7	15	0	0	0	15	15
	Olive-Harvey	7	8	15	0	0	0	15	15
	Truman	9	8	17	0	0	0	17	17
	Washington	7	8	15	0	0	0	15	15
	Wright	9	9	18	0	0	0	18	18
507	Danville	12	16	28	0	0	0	28	28
502	DuPage	27	19	46	0	0	0	46	46
509	Elgin	15	18	33	0	1	1	34	34
512	Harper	17	20	37	0	0	0	37	37
540	Heartland	13	11	24	1	0	0	25	24
519	Highland	14	11	25	1	1	2	27	27
514	Illinois Central	21	12	33	0	0	0	33	33
529	Illinois Eastern*	(14)	(18)	(32)	(0)	(0)	(0)	(32)	(32)
	Frontier	5	2	7	0	0	0	7	7
	Lincoln Trail	1	4	5	0	0	0	5	5
	Olney	3	3	6	0	0	0	6	6
	Wabash	2	4	6	0	0	0	6	6
513	Illinois Valley	10	11	21	0	0	0	21	21
525	Joliet	35	40	75	0	5	2	80	77
520	Kankakee	25	32	57	0	0	0	57	57
501	Kaskaskia	9	19	28	2	0	1	30	29
523	Kishwaukee	6	9	15	0	0	0	15	15
532	Lake County	24	22	46	0	1	1	47	47
517	Lake Land	10	7	17	0	0	0	17	17
536	Lewis & Clark	22	17	39	1	0	0	40	39
526	Lincoln Land	25	24	49	0	0	0	49	49
530	Logan	23	11	34	0	0	0	34	34
528	McHenry	18	21	39	0	0	0	39	39
541	Metropolitan	0	4	4	4	4	8	12	12
524	Moraine Valley	12	11	23	0	0	0	23	23
527	Morton	9	4	13	0	0	0	13	13
535	Oakton	13	14	27	0	0	0	27	27
505	Parkland	21	12	33	0	0	0	33	33
515	Prairie State	14	16	30	0	0	0	30	30
521	Rend Lake	14	12	26	0	0	0	26	26
537	Richland	9	9	18	0	0	0	18	18
511	Rock Valley	28	19	47	0	0	0	47	47
518	Sandburg	8	12	20	0	1	1	21	21
506	Sauk Valley	12	4	16	2	3	3	21	19
531	Shawnee	9	4	13	0	0	0	13	13
510	South Suburban	18	11	29	0	0	0	29	29
533	Southeastern	19	11	30	0	0	0	30	30
534	Spoon River	5	9	14	0	0	0	14	14
504	Triton	10	18	28	0	0	0	28	28
516	Waubonsee	9	13	22	0	0	0	22	22
539	Wood	<u>14</u>	<u>14</u>	<u>28</u>	<u>0</u>	<u>0</u>	<u>0</u>	<u>28</u>	<u>28</u>
	TOTALS	670	620	1,290	62	145	87	1,497	1,377

\*District Totals include central administration staff.

SOURCE OF DATA: Fiscal Year 1999 Salary Submission (C1 &amp; C2)



## Illinois Community College Board

Table II-3

## SUMMARY OF OTHER NONTEACHING PROFESSIONAL\* STAFF (9 AND 12 MONTH) EMPLOYED IN ILLINOIS PUBLIC COMMUNITY COLLEGES BY SEX AND EMPLOYMENT STATUS DURING FALL 1998

Dist. No.	District/College	Full-Time		Total	Part-Time		Total	Grand	Grand
		Male	Female	Full-Time FTE	Male	Female	Part-Time FTE	Total Headcount	Total FTE
522	Belleville	20	49	69	14	19	9	102	78
503	Black Hawk	46	99	145	15	43	18	203	163
508	Chicago**	(118)	(190)	(308)	(71)	(71)	(90)	(441)	(398)
	Daley	13	24	37	6	10	11	53	48
	Kennedy-King	18	33	51	9	4	9	64	60
	Malcolm X	12	21	33	5	3	6	41	39
	Olive-Harvey	9	27	36	6	2	5	44	41
	Truman	16	28	44	7	6	8	57	52
	Washington	9	19	28	0	0	0	28	28
	Wright	5	6	11	2	6	5	19	16
507	Danville	16	31	47	0	0	0	47	47
502	DuPage	85	115	200	0	1	1	201	201
509	Elgin	30	55	85	6	12	9	103	94
512	Harper	54	82	136	2	17	0	155	136
540	Heartland	6	14	20	2	7	5	29	25
519	Highland	12	13	25	0	4	2	29	27
514	Illinois Central	43	66	109	41	21	12	171	121
529	Illinois Eastern**	(35)	(56)	(91)	(0)	(0)	(0)	(91)	(91)
	Frontier	7	5	12	0	0	0	12	12
	Lincoln Trail	7	5	12	0	0	0	12	12
	Olney	5	16	21	0	0	0	21	21
	Wabash	6	9	15	0	0	0	15	15
513	Illinois Valley	14	18	32	0	0	0	32	32
525	Joliet	17	10	27	25	48	17	100	44
520	Kankakee	13	35	48	0	3	1	51	49
501	Kaskaskia	1	4	5	4	5	1	14	6
523	Kishwaukee	18	41	59	9	27	118	95	177
532	Lake County	33	62	95	0	0	0	95	95
517	Lake Land	23	46	69	0	0	0	69	69
536	Lewis & Clark	18	32	50	1	14	0	65	50
526	Lincoln Land	22	52	74	1	14	7	89	81
530	Logan	26	50	76	2	3	3	81	79
528	McHenry	20	37	57	1	7	5	65	62
541	Metropolitan	9	11	20	10	16	26	46	46
524	Moraine Valley	31	75	106	0	0	0	106	106
527	Morton	19	17	36	0	0	0	36	36
535	Oakton	30	85	115	3	5	2	123	117
505	Parkland	32	58	90	29	40	28	159	118
515	Prairie State	14	26	40	0	0	0	40	40
521	Rend Lake	11	47	58	0	0	0	58	58
537	Richland	9	23	32	3	7	5	42	37
511	Rock Valley	16	14	30	0	5	4	35	34
518	Sandburg	20	32	52	0	4	2	56	54
506	Sauk Valley	9	15	24	8	9	10	41	34
531	Shawnee	9	17	26	0	0	0	26	26
510	South Suburban	21	29	50	0	0	0	50	50
533	Southeastern	5	10	15	0	0	0	15	15
534	Spoon River	7	18	25	2	6	6	33	31
504	Triton	38	48	86	0	0	0	86	86
516	Waubensee	12	37	49	42	113	79	204	128
539	Wood	<u>13</u>	<u>19</u>	<u>32</u>	<u>0</u>	<u>5</u>	<u>3</u>	<u>37</u>	<u>35</u>
TOTALS		975	1,738	2,713	291	517	463	3,521	3,176

\*Other nonteaching professional staff include professional/technical, academic support, and supervisory staff.

\*\*District Totals include central administration staff.

SOURCE OF DATA: Fiscal Year 1999 Salary Submission (C1 & C2)

## Illinois Community College Board

Table II-4

SUMMARY OF CIVIL SERVICE OR CLASSIFIED STAFF EMPLOYED IN  
ILLINOIS PUBLIC COMMUNITY COLLEGES BY SEX AND EMPLOYMENT STATUS DURING FALL 1998

Dist. No.	District/College	Full-Time		Total	Part-Time		Total	Grand	Grand
		Male	Female	Full-Time FTE	Male	Female	Part-Time FTE	Total Headcount	Total FTE
522	Belleville	39	101	140	94	126	134	360	274
503	Black Hawk	31	73	104	28	84	30	216	134
508	Chicago*	(85)	(480)	(565)	(1,967)	(1,741)	(1,988)	(4,273)	(2,553)
	Daley	7	62	69	114	100	103	283	172
	Kennedy-King	7	62	69	169	142	198	380	267
	Malcolm X	10	45	55	112	96	125	263	180
	Olive-Harvey	6	56	62	184	144	143	390	205
	Truman	14	63	77	125	79	122	281	199
	Washington	11	68	79	86	138	110	303	189
	Wright	20	71	91	169	151	165	411	256
507	Danville	21	48	69	2	8	0	79	69
502	DuPage	86	116	202	141	500	282	843	484
509	Elgin	33	84	117	78	108	93	303	210
512	Harper	91	148	239	5	52	0	296	239
540	Heartland	3	23	26	0	10	6	36	32
519	Highland	20	31	51	1	12	7	64	58
514	Illinois Central	45	122	167	100	301	117	568	284
529	Illinois Eastern*	(14)	(57)	(71)	(44)	(110)	(86)	(225)	(157)
	Frontier	1	10	11	4	5	5	20	16
	Lincoln Trail	5	8	13	6	17	13	36	26
	Olney	6	14	20	5	18	13	43	33
	Wabash	2	11	13	3	11	8	27	21
513	Illinois Valley	17	51	68	5	12	10	85	78
525	Joliet	35	59	94	38	137	65	269	159
520	Kankakee	14	52	66	1	8	5	75	71
501	Kaskaskia	8	25	33	15	32	31	80	64
523	Kishwaukee	16	36	52	5	10	133	67	185
532	Lake County	63	113	176	5	42	24	223	200
517	Lake Land	17	48	65	46	179	108	290	173
536	Lewis & Clark	17	52	69	4	13	0	86	69
526	Lincoln Land	38	81	119	0	11	5	130	124
530	Logan	26	77	103	5	11	9	119	112
528	McHenry	18	45	63	9	65	43	137	106
541	Metropolitan	5	9	14	13	27	40	54	54
524	Moraine Valley	36	114	150	11	48	35	209	185
527	Morton	17	27	44	41	60	44	145	88
535	Oakton	48	52	100	31	66	52	197	152
505	Parkland	27	58	85	3	10	8	98	93
515	Prairie State	21	63	84	1	17	9	102	93
521	Rend Lake	19	30	49	21	31	25	101	74
537	Richland	9	51	60	4	12	8	76	68
511	Rock Valley	41	98	139	8	13	15	160	154
518	Sandburg	16	38	54	0	4	2	58	56
506	Sauk Valley	15	28	43	4	11	10	58	53
531	Shawnee	9	26	35	5	12	5	52	40
510	South Suburban	25	74	99	2	4	5	105	104
533	Southeastern	10	27	37	0	0	0	37	37
534	Spoon River	6	23	29	2	22	12	53	41
504	Triton	95	147	242	136	260	249	638	491
516	Waubonsee	11	47	58	35	65	49	158	107
539	Wood	4	30	34	2	18	10	54	44
	TOTALS	1,151	2,864	4,015	2,912	4,252	3,752	11,179	7,767

\*District Totals include central administration staff.

SOURCE OF DATA: Fiscal Year 1999 Salary Submission (C1 &amp; C2)

## Illinois Community College Board

Table II-5

FISCAL YEAR 1999 AVERAGE CONTRACTUAL BASE SALARIES FOR FULL-TIME TEACHING  
FACULTY ( 9 MOS), ADMINISTRATIVE STAFF (12 MOS) AND NONTEACHING PROFESSIONAL STAFF (12 MOS)  
IN ILLINOIS PUBLIC COMMUNITY COLLEGES

Dist. No.	District	Average Salary		
		9-Month Faculty	12-Month Administrative	12-Month Other Professional*
522	Belleville	\$50,717	\$66,331	\$38,761
503	Black Hawk	50,062	78,141	36,106
508	Chicago	61,837	73,928	40,953
507	Danville	37,837	51,417	28,382
502	DuPage	62,374	86,486	43,417
509	Elgin	65,591	62,727	42,579
512	Harper	60,589	80,358	44,714
540	Heartland	38,891	57,870	31,750
519	Highland	49,170	49,852	28,927
514	Illinois Central	44,258	65,267	33,518
529	Illinois Eastern	38,019	53,281	29,513
513	Illinois Valley	43,043	52,946	31,288
525	Joliet	56,778	52,152	33,455
520	Kankakee	48,301	46,661	27,014
501	Kaskaskia	45,550	42,783	35,820
523	Kishwaukee	40,996	66,664	31,123
532	Lake County	70,843	69,052	40,802
517	Lake Land	40,646	67,206	30,393
536	Lewis & Clark	48,163	50,190	27,656
526	Lincoln Land	51,171	57,078	32,287
530	Logan	45,951	57,041	32,345
528	McHenry	51,522	61,471	29,958
541	Metropolitan	39,727	38,253	33,486
524	Moraine Valley	52,892	70,675	33,900
527	Morton	51,769	69,453	30,749
535	Oakton	64,840	84,150	41,050
505	Parkland	50,195	66,385	34,649
515	Prairie State	50,008	54,701	35,113
521	Rend Lake	42,781	52,242	28,142
537	Richland	43,398	60,887	32,262
511	Rock Valley	49,141	54,368	42,809
518	Sandburg	43,760	55,625	27,245
506	Sauk Valley	40,498	60,925	36,445
531	Shawnee	40,711	52,980	29,699
510	South Suburban	52,495	66,737	30,247
533	Southeastern	40,464	44,469	31,131
534	Spoon River	39,078	53,207	29,313
504	Triton	61,003	66,497	44,098
516	Waubonsee	48,378	65,733	33,715
539	Wood	<u>34,509</u>	<u>47,906</u>	<u>28,803</u>
AVERAGES		\$53,417	\$61,563	\$35,943

\*Nonteaching professional staff includes professional/technical, academic support, and supervisory staff who are not administrators.

SOURCE OF DATA: Fiscal Year 1999 Salary Submission (C1)

Illinois Community College Board  
 Table II-6  
 AVERAGE ON-CAMPUS CLASS BY TYPE\*  
 FALL 1998

<u>Dist. No.</u>	<u>District/College</u>	<u>Lecture/ Discussion</u>	<u>Laboratory</u>	<u>Average Class Size**</u>
522	Belleville	18.4	13.8	17.3
503	Black Hawk	DNA	DNA	DNA
508	Chicago			
	Daley	DNA	DNA	DNA
	Kennedy-King	DNA	DNA	DNA
	Malcolm X	DNA	DNA	DNA
	Olive-Harvey	DNA	DNA	DNA
	Truman	DNA	DNA	DNA
	Washington	DNA	DNA	DNA
	Wright	DNA	DNA	DNA
507	Danville	15.8	9.1	15.6
502	DuPage	18.8	17.2	18.6
509	Elgin	19.6	13.7	17.3
512	Harper	21.1	16.9	20.9
540	Heartland	DNA	DNA	DNA
519	Highland	15.4	13.2	15.1
514	Illinois Central	22.1	15.2	19.2
529	Illinois Eastern			
	Frontier	13.5	13.7	13.5
	Lincoln Trail	13.6	9.2	12.1
	Olney Central	15.6	11.8	14.3
	Wabash Valley	16.0	15.2	15.8
513	Illinois Valley	19.4	DNA	19.4
525	Joliet	17.6	DNA	17.6
520	Kankakee	18.8	16.3	17.7
501	Kaskaskia	DNA	DNA	DNA
523	Kishwaukee	18.5	11.0	15.1
532	Lake County	19.4	16.1	18.9
517	Lake Land	22.2	16.9	20.4
536	Lewis & Clark	19.7	12.8	17.2
526	Lincoln Land	18.5	14.5	16.6
530	Logan	17.9	13.2	16.5
528	McHenry	20.6	14.3	18.9
541	Metropolitan	12.9	DNA	12.9
524	Moraine Valley	21.3	17.4	19.7
527	Morton	19.8	14.1	18.2
535	Oakton	16.5	13.0	15.6
505	Parkland	17.2	14.1	17.1
515	Prairie State	18.3	15.9	17.3
521	Rend Lake	18.6	DNA	18.6
537	Richland	12.3	7.4	12.3
511	Rock Valley	23.0	16.4	20.1
518	Sandburg	DNA	DNA	DNA
506	Sauk Valley	18.2	11.3	15.2
531	Shawnee	13.9	10.9	13.2
510	South Suburban	19.1	18.3	18.9
533	Southeastern	14.4	15.0	14.6
534	Spoon River	DNA	DNA	DNA
504	Triton	19.0	13.5	18.0
516	Waubensee	17.7	11.5	15.3
539	Wood	<u>17.8</u>	<u>15.3</u>	<u>17.4</u>
	TOTALS	18.6	14.6	17.6

\*Adult Basic Education, Adult Secondary Education, and English as a Second Language classes are excluded.

\*\*Averages computed on enrollment in all instructional types, excluding Adult Basic Education, Adult Secondary Education, English as a Second Language, independent study and classes with only one student.

DNA = Data Not Available

SOURCE OF DATA: S3 and S6 Record Submissions

Illinois Community College Board  
Table II-7  
PERCENTAGE OF ON-CAMPUS CLASSES\* BY CLASS SIZE CATEGORIES  
FALL 1998

Dist. No.	District/College	Class Size Categories							Total Classes
		2-5	6-10	11-20	21-35	36-50	51-100	Over 100	
522	Belleville	7	17	47	25	4	0	0	1,097
503	Black Hawk	DNA	DNA	DNA	DNA	DNA	DNA	DNA	DNA
508	Chicago								
	Daley	DNA	DNA	DNA	DNA	DNA	DNA	DNA	DNA
	Kennedy-King	DNA	DNA	DNA	DNA	DNA	DNA	DNA	DNA
	Malcolm X	DNA	DNA	DNA	DNA	DNA	DNA	DNA	DNA
	Olive-Harvey	DNA	DNA	DNA	DNA	DNA	DNA	DNA	DNA
	Truman	DNA	DNA	DNA	DNA	DNA	DNA	DNA	DNA
	Washington	DNA	DNA	DNA	DNA	DNA	DNA	DNA	DNA
	Wright	DNA	DNA	DNA	DNA	DNA	DNA	DNA	DNA
507	Danville	10	17	50	22	1	0	0	451
502	DuPage	12	11	36	38	2	1	0	2,737
509	Elgin	11	13	44	31	0	1	0	1,193
512	Harper	1	6	45	45	2	1	0	1,564
540	Heartland	DNA	DNA	DNA	DNA	DNA	DNA	DNA	DNA
519	Highland	16	24	33	23	4	1	0	475
514	Illinois Central	8	13	38	32	7	1	0	1,350
529	Illinois Eastern								
	Frontier	10	31	47	10	1	0	0	87
	Lincoln Trail	28	24	35	11	2	1	0	296
	Olney Central	15	26	34	23	1	0	0	293
	Wabash Valley	9	20	43	26	2	0	0	254
513	Illinois Valley	12	16	34	31	2	4	1	489
525	Joliet	5	19	44	30	1	0	0	1,264
520	Kankakee	7	17	41	29	5	0	0	678
501	Kaskaskia	DNA	DNA	DNA	DNA	DNA	DNA	DNA	DNA
523	Kishwaukee	10	25	43	20	2	0	0	630
532	Lake County	2	12	46	39	1	0	0	1,264
517	Lake Land	2	10	36	51	1	0	0	588
536	Lewis & Clark	10	18	42	28	1	1	1	839
526	Lincoln Land	9	20	36	34	1	0	0	1,050
530	Logan	9	21	44	25	1	0	0	1,043
528	McHenry	10	13	33	39	4	0	0	588
541	Metropolitan	11	33	43	13	0	0	0	79
524	Moraine Valley	5	12	33	49	1	0	0	1,683
527	Morton	9	18	31	40	2	0	0	516
535	Oakton	9	17	54	20	0	0	0	1,704
505	Parkland	6	16	50	28	0	0	0	1,452
515	Prairie State	7	17	42	33	1	0	0	775
521	Rend Lake	7	13	47	28	3	2	0	1,130
537	Richland	19	30	36	15	0	0	0	622
511	Rock Valley	5	10	40	37	9	0	0	1,040
518	Sandburg	DNA	DNA	DNA	DNA	DNA	DNA	DNA	DNA
506	Sauk Valley	18	22	34	21	4	1	0	482
531	Shawnee	19	38	26	13	3	1	1	356
510	South Suburban	10	12	31	41	6	1	0	1,038
533	Southeastern	11	32	34	22	2	0	0	261
534	Spoon River	DNA	DNA	DNA	DNA	DNA	DNA	DNA	DNA
504	Triton	6	17	44	29	3	1	0	2,167
516	Waubonsee	13	22	40	24	1	0	0	804
539	Wood	4	16	45	34	1	0	0	188
	AVERAGES/TOTAL	8	16	41	32	2	1	0	32,527

\* All instructional type classes are reported, excluding ABE, ASE, ESL, independent study, and classes with only one student.

DNA = Data Not Available

SOURCE OF DATA: S3 and S6 Record Submissions

## Section III

## ANNUAL ENROLLMENT AND COMPLETION DATA

Section III includes data on annual enrollment and completions in fiscal year 1998 among Illinois public community colleges.

Table III-1 shows the annual unduplicated headcount enrollment by sex in Illinois public community colleges for fiscal year 1998.

Table III-2 shows the annual unduplicated headcount enrollment by program classification in Illinois public community colleges for fiscal year 1998.

Table III-3 contains more detailed data on fiscal year 1998 annual unduplicated enrollment through the use of the national program classification structure/classification of instructional program (PCS/CIP) coding system.

Table III-4 shows the fiscal year 1998 annual unduplicated enrollment by age category.

Table III-5 summarizes the fiscal year 1998 annual unduplicated enrollment by ethnic origin.

Table III-6 summarizes the highest degree previously earned for fiscal year 1998 Illinois public community college students.

Figure 3 shows the fiscal year 1998 annual duplicated completers in the following categories; transfer degrees (38.66 percent), occupational certificates (31.46 percent), occupational degrees (26.82 percent), general associate degrees (2.27 percent), and vocational skills and general studies certificates comprise the "other" category (0.79 percent).

Table III-7 lists the number of associate degrees awarded in transfer and general studies curricula and the number of general studies certificates awarded by each community college in fiscal year 1998.

Table III-8 shows the number of associate degrees and certificates awarded in occupational curricula and the number of vocational skills certificates awarded by each community college in fiscal year 1998.

Table III-9 contains more detailed data on collegiate-level fiscal year 1998 annual completers through the use of the national program classification structure/classification of instructional program (PCS/CIP) coding system.

Table III-10 shows the number of high school completions awarded by each community college in fiscal year 1998.

Table III-11 provides a summary of adult basic education and English as a Second Language completions by each community college during fiscal year 1998.

## Illinois Community College Board

## Table III-1

SUMMARY OF ANNUAL UNDUPLICATED HEADCOUNT ENROLLMENT BY SEX  
FOR FISCAL YEAR 1998

Dist No.	District/College	Male	Female	Total
522	Belleville	9,968	12,510	22,478
503	Black Hawk	5,891	8,370	14,261
508	Chicago	(57,105)	(77,186)	(134,291)
	Daley	6,821	9,774	16,595
	Kennedy-King	4,071	10,194	14,265
	Malcolm X	9,331	10,025	19,356
	Olive-Harvey	5,169	9,055	14,224
	Truman	14,855	16,779	31,634
	Washington	8,262	8,963	17,225
	Wilbur Wright	8,596	12,396	20,992
507	Danville	1,723	2,946	4,669
502	DuPage	22,576	30,046	52,622
509	Elgin	7,161	8,891	16,052
512	Harper	10,624	13,611	24,235
540	Heartland	2,470	3,424	5,894
519	Highland	2,523	4,599	7,122
514	Illinois Central	8,574	10,674	19,248
529	Illinois Eastern	(17,084)	(9,432)	(26,516)
	Frontier	2,566	4,183	6,749
	Lincoln Trail	1,057	1,042	2,099
	Olney Central	798	1,361	2,159
	Wabash	12,663	2,846	15,509
513	Illinois Valley	2,953	3,814	6,767
525	Joliet	7,660	10,152	17,812
520	Kankakee	3,910	5,889	9,799
501	Kaskaskia	2,310	3,372	5,682
523	Kishwaukee	2,549	3,039	5,588
532	Lake County	10,816	13,470	24,286
517	Lake Land	5,670	4,597	10,267
536	Lewis & Clark	3,736	5,880	9,616
526	Lincoln Land	8,343	11,803	20,146
530	Logan	4,475	5,874	10,349
528	McHenry	4,314	5,870	10,184
541	Metropolitan	615	943	1,558
524	Moraine Valley	9,118	12,804	21,922
527	Morton	2,907	4,026	6,933
535	Oakton	10,190	14,375	24,565
505	Parkland	6,060	7,653	13,713
515	Prairie State	4,632	6,936	11,568
521	Rend Lake	5,650	3,192	8,842
537	Richland	2,285	3,867	6,152
511	Rock Valley	5,865	7,535	13,400
518	Sandburg	2,524	3,476	6,000
506	Sauk Valley	1,833	2,729	4,562
531	Shawnee	1,630	2,791	4,421
510	South Suburban	5,654	9,011	14,665
533	Southeastern	3,524	2,541	6,065
534	Spoon River	1,574	2,184	3,758
504	Triton	16,158	21,051	37,209
516	Waubonsee	5,114	6,649	11,763
539	Wood	<u>1,576</u>	<u>2,513</u>	<u>4,089</u>
	TOTALS	289,344	369,725	659,069

SOURCE OF DATA: A1 Record Submission

41

Illinois Community College Board  
Table III-2  
SUMMARY OF ANNUAL UNDUPLICATED HEADCOUNT ENROLLMENT  
BY PROGRAM CLASSIFICATION  
FOR FISCAL YEAR 1998

Dist. No.	District/College	Bacc/ Transfer	Vocational	Occupational	ABE	ASE	ESL	General Studies	General Associates	Total
522	Belleville	10,764	76	8,877	1,855	906	0	0	0	22,478
503	Black Hawk	5,404	2,086	3,509	1,933	970	0	339	20	14,261
508	Chicago	(19,828)	(5,407)	(13,719)	(20,893)	(5,250)	(39,974)	(10,207)	(19,013)	(134,291)
	Daley	3,034	106	2,200	980	166	6,148	1,006	2,955	16,595
	Kennedy-King	1,138	1,316	3,235	4,065	1,341	1,578	1,061	531	14,265
	Malcolm X	1,995	611	1,494	7,027	1,067	5,065	1,130	967	19,356
	Olive-Harvey	2,798	493	918	3,733	1,209	1,851	1,353	1,869	14,224
	Truman	2,618	412	1,793	2,152	283	19,319	1,401	3,656	31,634
	Washington	7,059	642	3,330	472	120	30	3,185	2,387	17,225
	Wilbur Wright	1,186	1,827	749	2,464	1,064	5,983	1,071	6,648	20,992
507	Danville	2,044	466	1,729	265	165	0	0	0	4,669
502	DuPage	17,386	4,988	10,622	444	982	4,386	13,551	263	52,622
509	Elgin	6,425	1,869	4,753	483	243	2,059	0	220	16,052
512	Harper	12,531	0	6,740	656	0	0	4,308	0	24,235
540	Heartland	4,094	636	1,026	120	17	1	0	0	5,894
519	Highland	1,964	2,822	1,017	353	313	95	510	48	7,122
514	Illinois Central	7,601	16	7,874	169	2	0	333	3,253	19,248
529	Illinois Eastern	(4,819)	(4,562)	(16,070)	(424)	(269)	(0)	(19)	(353)	(26,516)
	Frontier	1,519	4,116	765	124	142	0	3	80	6,749
	Lincoln Trail	1,138	100	600	96	52	0	8	105	2,099
	Olney Central	1,068	19	813	192	19	0	0	48	2,159
	Wabash	1,094	327	13,892	12	56	0	8	120	15,509
513	Illinois Valley	2,178	1	2,896	278	308	212	204	690	6,767
525	Joliet	9,401	147	6,266	802	380	423	294	99	17,812
520	Kankakee	2,080	1,786	3,226	986	379	287	773	282	9,799
501	Kaskaskia	1,439	110	1,878	83	366	0	874	932	5,682
523	Kishwaukee	3,051	17	1,326	244	338	454	158	0	5,588
532	Lake County	10,451	328	11,715	320	239	813	420	0	24,286
517	Lake Land	4,120	2,137	3,019	342	273	0	0	376	10,267
536	Lewis & Clark	3,849	553	4,287	259	324	18	153	173	9,616
526	Lincoln Land	14,472	357	2,148	0	5	0	3,164	0	20,146
530	Logan	4,609	1,229	3,766	305	436	3	1	0	10,349
528	McHenry	4,866	0	3,342	293	350	1,224	0	109	10,184
541	Metropolitan	663	178	287	291	33	0	106	0	1,558
524	Moraine Valley	9,875	703	8,337	336	1,227	1,444	0	0	21,922
527	Morton	2,900	250	975	654	81	1,960	61	52	6,933
535	Oakton	12,510	3,221	4,999	3,438	378	3	16	0	24,565
505	Parkland	6,965	584	4,828	312	345	26	0	653	13,713
515	Prairie State	5,564	652	3,492	1,043	620	0	121	76	11,568
521	Rend Lake	2,364	4,052	1,940	8	478	0	0	0	8,842
537	Richland	3,148	365	1,946	504	83	0	96	10	6,152
511	Rock Valley	5,716	3,550	3,994	72	1	0	67	0	13,400
518	Sandburg	2,150	1,790	1,520	33	472	29	0	6	6,000
506	Sauk Valley	2,577	761	1,057	76	86	0	0	5	4,562
531	Shawnee	1,399	1,135	1,046	252	186	0	253	150	4,421
510	South Suburban	5,064	2,849	4,506	708	760	768	10	0	14,665
533	Southeastern	2,727	852	1,665	223	217	0	307	74	6,065
534	Spoon River	1,801	378	694	359	226	9	0	291	3,758
504	Triton	7,318	15,068	8,802	532	869	2,851	1	1,768	37,209
516	Waubonsee	4,362	159	3,840	1,699	631	0	819	253	11,763
539	Wood	<u>2,508</u>	<u>1</u>	<u>1,126</u>	<u>73</u>	<u>357</u>	<u>19</u>	<u>4</u>	<u>1</u>	<u>4,089</u>
	TOTALS	232,987	66,141	174,859	42,120	19,565	57,058	37,169	29,170	659,069

SOURCE OF DATA: A1 Submission



Illinois Community College Board  
Table III-3  
ANNUAL UNDUPLICATED ENROLLMENT BY ACADEMIC PROGRAM BY COLLEGE  
FOR FISCAL YEAR 1998

Dist. No.	District/College	Associate in General Studies	Pre-Baccalaureate/Transfer Course Enrollees	Associate in Arts	Associate in Science	Associate in Arts & Science	Associate in Fine Arts	Associate in Engineering Science	Agricultural Business & Mgmt. General 12 010101	Agricultural Mechanics, General 12 010201
522	Belleville	0	4,435	3,290	3,039	0	0	0	5	0
503	Black Hawk	20	359	4,238	807	0	0	0	33	0
508	Chicago	(19013)	(3746)	(12173)	(3788)	(0)	(0)	(121)	(0)	(0)
	Daley	2,955	152	1,792	1,087	0	0	3	0	0
	Kennedy-King	531	103	632	402	0	0	1	0	0
	Malcolm X	967	199	1,111	685	0	0	0	0	0
	Olive-Harvey	1,869	1,048	1,310	333	0	0	107	0	0
	Truman	3,656	629	1,199	785	0	0	5	0	0
	Washington	2,387	1,174	5,488	394	0	0	3	0	0
	Wilbur Wright	6,648	441	641	102	0	0	2	0	0
507	Danville	0	178	827	1,039	0	0	0	12	2
502	DuPage	263	1,140	12,910	3,311	0	0	25	0	0
509	Elgin	220	996	2,638	2,791	0	0	0	0	0
512	Harper	0	2,296	8,811	1,420	0	4	0	0	0
540	Heartland	0	0	3,570	524	0	0	0	0	0
519	Highland	48	700	470	736	0	0	58	8	0
514	Illinois Central	3,253	2,248	0	0	5,207	0	146	39	51
529	Illinois Eastern	(353)	(2928)	(86)	(1805)	(0)	(0)	(0)	(41)	(0)
	Frontier	80	1,173	14	332	0	0	0	0	0
	Lincoln Trail	105	594	34	510	0	0	0	0	0
	Olney Central	48	462	16	590	0	0	0	0	0
	Wabash	120	699	22	373	0	0	0	41	0
513	Illinois Valley	690	646	1,086	430	0	0	16	0	1
525	Joliet	99	51	8,404	946	0	0	0	24	0
520	Kankakee	282	845	776	414	0	15	30	0	0
501	Kaskaskia	932	309	963	167	0	0	0	42	0
523	Kishwaukee	0	912	969	1,170	0	0	0	4	23
532	Lake County	0	3,169	4,932	2,163	0	0	187	0	0
517	Lake Land	376	1,606	1,193	1,246	0	0	75	50	66
536	Lewis & Clark	173	1,514	139	2,164	0	14	18	13	0
526	Lincoln Land	0	10,026	2,940	1,506	0	0	0	0	0
530	Logan	0	0	3,219	1,390	0	0	0	0	0
528	McHenry	109	2,635	360	1,833	0	38	0	0	0
541	Metropolitan	0	92	397	174	0	0	0	0	0
524	Moraine Valley	0	4,144	4,433	1,287	0	11	0	0	0
527	Morton	52	2,740	133	27	0	0	0	0	0
535	Oakton	0	0	11,576	558	0	23	353	0	0
505	Parkland	653	2,884	2,104	1,586	0	148	243	61	0
515	Prairie State	76	0	5,062	502	0	0	0	0	0
521	Rend Lake	0	661	1,231	472	0	0	0	27	43
537	Richland	10	1,158	874	1,055	0	0	61	0	0
511	Rock Valley	0	408	4,151	1,157	0	0	0	0	0
518	Sandburg	6	169	1,103	869	0	9	0	0	0
506	Sauk Valley	5	593	346	1,638	0	0	0	0	0
531	Shawnee	150	408	637	346	0	1	7	3	0
510	South Suburban	0	1,901	1,852	1,308	0	3	0	0	0
533	Southeastern	74	1,665	541	521	0	0	0	0	13
534	Spoon River	291	658	824	319	0	0	0	0	28
504	Triton	1,768	2,496	2,619	2,194	0	9	0	0	0
516	Waubonsee	253	2,134	586	1,642	0	0	0	0	0
539	Wood	1	268	487	1,753	0	0	0	0	0
	TOTALS	29,170	63,118	112,950	50,097	5,207	275	1,340	412	227

SOURCE OF DATA: Annual Enrollment & Completion Data (A1)



Illinois Community College Board  
Table III-3  
ANNUAL UNDUPLICATED ENROLLMENT BY ACADEMIC PROGRAM BY COLLEGE  
FOR FISCAL YEAR 1998

Dist. No.	District/College	Agricultural Production, General 12 010301	Animal Production 12 010302	Crop Production Operations, & Mgmt 12 010304	Agricultural Food Prod Process Oper/Mgmt 12 010401	Agricultural Services & Supplies, General 12 010501	Horsehandling & Care 12 010507	Horticulture, General 12 010601	Arbiculture 12 010602	Ornamental Horticulture 12 010603
522	Belleville	0	0	0	0	0	0	121	0	0
503	Black Hawk	46	22	0	0	0	62	46	0	0
508	Chicago	(0)	(0)	(0)	(0)	(0)	(0)	(1)	(0)	(30)
	Daley	0	0	0	0	0	0	0	0	30
	Kennedy-King	0	0	0	0	0	0	0	0	0
	Malcolm X	0	0	0	0	0	0	0	0	0
	Olive-Harvey	0	0	0	0	0	0	0	0	0
	Truman	0	0	0	0	0	0	0	0	0
	Washington	0	0	0	0	0	0	1	0	0
	Wilbur Wright	0	0	0	0	0	0	0	0	0
507	Danville	0	0	0	0	0	0	0	0	19
502	DuPage	0	0	0	0	0	0	190	0	20
509	Elgin	0	0	0	0	0	0	0	0	0
512	Harper	0	0	0	0	0	0	40	1	35
540	Heartland	0	0	0	0	0	0	0	0	0
519	Highland	8	0	0	0	0	0	0	0	0
514	Illinois Central	0	0	0	0	0	0	147	0	0
529	Illinois Eastern	(21)	(0)	(0)	(0)	(0)	(0)	(36)	(0)	(0)
	Frontier	0	0	0	0	0	0	0	0	0
	Lincoln Trail	0	0	0	0	0	0	36	0	0
	Olney Central	1	0	0	0	0	0	0	0	0
	Wabash	20	0	0	0	0	0	0	0	0
513	Illinois Valley	5	0	0	0	1	0	0	0	0
525	Joliet	87	0	0	0	0	0	227	0	8
520	Kankakee	0	0	0	0	0	0	0	0	0
501	Kaskaskia	2	0	0	0	0	0	5	0	0
523	Kishwaukee	38	3	0	0	0	0	19	0	13
532	Lake County	0	0	0	0	0	0	1	15	40
517	Lake Land	34	2	8	0	0	0	47	0	0
536	Lewis & Clark	0	0	0	0	0	0	0	0	0
526	Lincoln Land	53	0	0	0	0	0	0	0	0
530	Logan	0	0	0	0	0	0	0	0	0
528	McHenry	0	0	0	0	0	0	72	0	23
541	Metropolitan	0	0	0	0	0	0	0	0	0
524	Moraine Valley	0	0	0	0	0	0	0	0	0
527	Morton	0	0	0	0	0	0	0	0	0
535	Oakton	0	0	0	0	0	0	0	0	0
505	Parkland	0	22	0	0	0	0	0	0	0
515	Prairie State	0	0	0	0	0	0	0	0	0
521	Rend Lake	20	0	0	0	0	0	31	0	0
537	Richland	0	0	0	1	6	0	31	0	0
511	Rock Valley	0	0	0	0	0	0	0	0	0
518	Sandburg	28	0	0	0	0	0	0	0	0
506	Sauk Valley	0	0	0	0	0	0	0	0	0
531	Shawnee	5	0	0	0	0	0	0	0	0
510	South Suburban	0	0	0	0	0	0	0	0	0
533	Southeastern	0	0	0	0	0	0	5	10	0
534	Spoon River	29	0	0	0	0	0	0	0	0
504	Triton	0	0	0	0	0	0	0	0	0
516	Waubensee	0	0	0	0	0	0	0	0	0
539	Wood	2	21	0	0	0	0	0	0	0
	<b>TOTALS</b>	<b>378</b>	<b>70</b>	<b>8</b>	<b>1</b>	<b>7</b>	<b>62</b>	<b>1,019</b>	<b>26</b>	<b>188</b>

SOURCE OF DATA: Annual Enrollment & Completion Data (A1)



Illinois Community College Board  
 Table III-3  
 ANNUAL UNDUPLICATED ENROLLMENT BY ACADEMIC PROGRAM BY COLLEGE  
 FOR FISCAL YEAR 1998

Dist. No.	District/College	Greenhouse Operation & Management 12 010604	Landscaping 12 010605	Nursery Operation & Management 12 010606	Turf Management 12 010607	Parks & Grounds Management 12 010610	Agribusiness & Agricultural Production, Other 12 010999	Forestry Production & Processing, General 12 010401	Wildlife Management 12 010601	Fashion Merchandising 12 080102
522	Belleville	0	0	0	0	0	11	0	0	0
503	Black Hawk	0	0	0	0	0	79	0	0	9
508	Chicago	(0)	(0)	(0)	(0)	(0)	(0)	(0)	(0)	(0)
	Daley	0	0	0	0	0	0	0	0	0
	Kennedy-King	0	0	0	0	0	0	0	0	0
	Malcolm X	0	0	0	0	0	0	0	0	0
	Olive-Harvey	0	0	0	0	0	0	0	0	0
	Truman	0	0	0	0	0	0	0	0	0
	Washington	0	0	0	0	0	0	0	0	0
	Wilbur Wright	0	0	0	0	0	0	0	0	0
507	Danville	0	54	0	0	0	1	0	0	0
502	DuPage	15	53	8	8	0	0	0	0	59
509	Elgin	0	0	0	0	0	0	0	0	0
512	Harper	1	7	1	2	24	0	0	0	47
540	Heartland	0	0	0	0	0	0	0	0	0
519	Highland	0	0	0	0	0	0	0	0	0
514	Illinois Central	0	6	0	4	0	40	0	0	0
529	Illinois Eastern	(0)	(0)	(0)	(0)	(0)	(0)	(0)	(0)	(0)
	Frontier	0	0	0	0	0	0	0	0	0
	Lincoln Trail	0	0	0	0	0	0	0	0	0
	Olney Central	0	0	0	0	0	0	0	0	0
	Wabash	0	0	0	0	0	0	0	0	0
513	Illinois Valley	0	0	0	0	0	0	0	0	0
525	Joliet	3	5	4	2	0	14	0	0	39
520	Kankakee	0	0	0	0	0	0	0	0	0
501	Kaskaskia	0	0	0	0	0	4	0	0	1
523	Kishwaukee	11	38	5	34	0	34	0	0	0
532	Lake County	0	101	0	17	0	29	0	0	0
517	Lake Land	0	0	0	0	0	0	0	0	0
536	Lewis & Clark	0	0	0	15	0	27	0	0	0
526	Lincoln Land	0	0	0	0	0	0	0	0	0
530	Logan	0	0	0	0	0	0	0	0	21
528	McHenry	0	23	0	0	0	45	0	0	0
541	Metropolitan	0	0	0	0	0	0	0	0	0
524	Moraine Valley	0	0	0	0	0	0	0	0	6
527	Morton	0	0	0	0	0	0	0	0	0
535	Oakton	0	0	0	0	0	0	0	0	0
505	Parkland	0	0	0	0	0	28	0	0	0
515	Prairie State	0	0	0	0	0	0	0	0	0
521	Rend Lake	0	0	0	0	0	5	0	0	0
537	Richland	0	0	0	0	0	4	0	0	0
511	Rock Valley	0	0	0	0	0	0	0	0	0
518	Sandburg	0	0	0	0	0	0	0	0	0
506	Sauk Valley	0	0	0	0	0	0	0	0	0
531	Shawnee	0	0	0	0	0	0	0	8	0
510	South Suburban	0	0	0	0	0	0	0	0	25
533	Southeastern	0	0	0	0	0	0	36	41	0
534	Spoon River	0	0	0	0	0	0	0	0	0
504	Triton	22	53	0	0	0	19	0	0	19
516	Waubonsee	0	0	0	0	0	0	0	0	5
539	Wood	0	0	0	0	0	14	0	0	0
	TOTALS	52	340	18	82	24	354	36	49	231

SOURCE OF DATA: Annual Enrollment & Completion Data (A1)



Illinois Community College Board  
Table III-3  
ANNUAL UNDUPLICATED ENROLLMENT BY ACADEMIC PROGRAM BY COLLEGE  
FOR FISCAL YEAR 1998

Dist. No.	District/College	Entrepreneurship 12 080301	Financial Services Marketing, General 12 080401	Food Products Retailing & Wholesaling Oper. 12 080601	Industrial Marketing 12 080702	Retailing 12 080705	General Marketing/Sales 12 080706	General Marketing Operations 12 080708	Distribution Operations, General 12 080709	Marketing-Recreational Services 12 080903
522	Belleville	0	0	0	0	6	68	0	0	0
503	Black Hawk	0	0	0	0	20	0	0	0	0
508	Chicago	(0)	(0)	(0)	(0)	(0)	(47)	(0)	(0)	(0)
	Daley	0	0	0	0	0	12	0	0	0
	Kennedy-King	0	0	0	0	0	5	0	0	0
	Malcolm X	0	0	0	0	0	0	0	0	0
	Olive-Harvey	0	0	0	0	0	5	0	0	0
	Truman	0	0	0	0	0	8	0	0	0
	Washington	0	0	0	0	0	14	0	0	0
	Wilbur Wright	0	0	0	0	0	3	0	0	0
507	Danville	0	0	0	0	0	135	0	0	0
502	DuPage	3	0	4	0	0	175	0	61	0
509	Elgin	0	0	0	0	3	13	0	0	0
512	Harper	0	0	3	3	2	214	0	163	0
540	Heartland	0	0	0	0	0	0	0	0	0
519	Highland	0	0	0	0	0	10	0	0	0
514	Illinois Central	0	1	0	0	0	87	0	2	0
529	Illinois Eastern	(0)	(0)	(0)	(0)	(65)	(1)	(0)	(0)	(0)
	Frontier	0	0	0	0	2	0	0	0	0
	Lincoln Trail	0	0	0	0	0	0	0	0	0
	Olney Central	0	0	0	0	1	0	0	0	0
	Wabash	0	0	0	0	62	1	0	0	0
513	Illinois Valley	0	0	0	0	0	35	0	0	0
525	Joliet	0	0	2	0	5	72	0	0	0
520	Kankakee	0	0	0	0	0	2	0	0	0
501	Kaskaskia	0	0	0	0	2	0	0	0	0
523	Kishwaukee	0	0	0	0	0	0	0	0	0
532	Lake County	0	0	0	0	9	52	0	0	0
517	Lake Land	1	0	0	0	119	18	0	0	0
536	Lewis & Clark	0	0	0	0	0	0	0	0	0
526	Lincoln Land	0	0	0	0	0	9	0	0	0
530	Logan	0	0	0	0	0	62	0	0	0
528	McHenry	0	0	0	0	3	32	0	0	0
541	Metropolitan	0	0	0	0	0	0	0	0	0
524	Moraine Valley	0	0	0	0	52	0	0	0	17
527	Morton	0	0	0	0	0	0	0	0	0
535	Oakton	0	0	0	0	6	8	9	41	0
505	Parkland	0	0	0	0	3	53	0	0	0
515	Prairie State	0	0	0	0	0	0	0	0	0
521	Rend Lake	0	0	0	0	0	2	0	0	0
537	Richland	0	0	0	0	0	0	0	0	0
511	Rock Valley	0	0	0	0	0	64	0	0	0
518	Sandburg	0	0	4	0	0	29	0	0	0
506	Sauk Valley	0	0	0	0	0	19	0	0	0
531	Shawnee	0	0	0	0	0	0	0	0	0
510	South Suburban	1	0	0	0	0	54	0	0	0
533	Southeastern	0	0	0	0	0	0	0	0	0
534	Spoon River	0	0	0	0	0	0	0	0	0
504	Triton	0	25	0	0	6	70	0	28	0
516	Waubensee	0	0	0	0	58	0	11	0	0
539	Wood	0	0	0	0	0	4	0	0	0
	TOTALS	5	26	13	3	359	1,335	20	295	17

SOURCE OF DATA: Annual Enrollment & Completion Data (A1)

Illinois Community College Board  
Table III-3  
ANNUAL UNDUPLICATED ENROLLMENT BY ACADEMIC PROGRAM BY COLLEGE  
FOR FISCAL YEAR 1998

Dist. No.	District/College	Insurance Marketing 12 081001	Travel Services Marketing 12 081105	Marketing & Distribution, Other 12 089999	Advertising 12 090201	Print Journalism 12 090401	Radio/Television, General 12 090701	Educational Media Technology 12 100101	Radio & Television Production 12 100104	Vocational Media Course Enrollees 12 109999
522	Belleville	0	0	14	0	0	0	0	0	0
503	Black Hawk	0	0	0	0	0	0	0	21	0
508	Chicago	(0)	(20)	(0)	(0)	(0)	(80)	(0)	(0)	(0)
	Daley	0	0	0	0	0	0	0	0	0
	Kennedy-King	0	0	0	0	0	80	0	0	0
	Malcolm X	0	0	0	0	0	0	0	0	0
	Olive-Harvey	0	0	0	0	0	0	0	0	0
	Truman	0	0	0	0	0	0	0	0	0
	Washington	0	20	0	0	0	0	0	0	0
	Wilbur Wright	0	0	0	0	0	0	0	0	0
507	Danville	0	0	8	0	0	0	0	0	0
502	DuPage	0	482	0	0	0	0	227	0	0
509	Elgin	0	170	0	0	0	0	0	0	0
512	Harper	15	0	0	0	100	0	0	0	0
540	Heartland	0	0	0	0	0	0	0	0	0
519	Highland	0	0	0	0	0	0	0	0	0
514	Illinois Central	0	0	174	0	0	0	0	0	0
529	Illinois Eastern	(0)	(0)	(0)	(0)	(0)	(0)	(0)	(33)	(0)
	Frontier	0	0	0	0	0	0	0	1	0
	Lincoln Trail	0	0	0	0	0	0	0	0	0
	Olney Central	0	0	0	0	0	0	0	0	0
	Wabash	0	0	0	0	0	0	0	32	0
513	Illinois Valley	0	0	3	0	0	0	0	0	0
525	Joliet	0	0	0	0	0	0	0	0	0
520	Kankakee	1	0	0	0	0	0	0	0	0
501	Kaskaskia	0	0	0	0	0	0	0	0	0
523	Kishwaukee	0	0	0	0	0	0	0	0	0
532	Lake County	0	0	8	0	0	0	0	0	0
517	Lake Land	0	0	0	0	0	44	0	0	0
536	Lewis & Clark	0	0	16	0	0	68	0	0	0
526	Lincoln Land	0	0	0	0	0	0	0	0	0
530	Logan	0	56	0	0	0	0	0	0	0
528	McHenry	0	0	96	0	0	0	0	0	0
541	Metropolitan	0	0	0	0	0	0	0	0	0
524	Moraine Valley	0	213	0	0	0	0	0	0	19
527	Morton	0	0	0	0	0	0	0	0	0
535	Oakton	0	0	0	0	0	0	0	0	0
505	Parkland	0	55	14	9	0	25	0	14	12
515	Prairie State	0	0	0	0	0	0	0	0	0
521	Rend Lake	0	0	42	0	0	0	0	0	0
537	Richland	0	0	4	0	0	0	0	0	0
511	Rock Valley	0	0	0	0	0	0	0	0	0
518	Sandburg	0	0	0	0	0	0	0	0	0
506	Sauk Valley	0	0	0	0	0	0	0	0	0
531	Shawnee	0	0	0	0	0	0	0	0	0
510	South Suburban	0	0	1	0	0	0	0	0	0
533	Southeastern	0	0	0	0	0	0	0	0	0
534	Spoon River	0	0	5	0	0	0	0	0	0
504	Triton	0	0	14	0	0	0	0	4	2
516	Waubensee	0	47	1	0	0	0	0	0	0
539	Wood	0	0	0	0	0	0	0	17	0
	TOTALS	16	1,043	400	9	100	217	227	89	33

SOURCE OF DATA: Annual Enrollment & Completion Data (A1)



Illinois Community College Board  
 Table III-3  
 ANNUAL UNDUPLICATED ENROLLMENT BY ACADEMIC PROGRAM BY COLLEGE  
 FOR FISCAL YEAR 1998

Dist. No.	District/College	Funeral Services 12 120301	Cosmetology 12 120403	Massage 12 120405	Make-Up Artist 12 120406	Baker/Pastry Chef 12 120501	Culinary Arts/Chef Training 12 120503	Food & Beverage/Restaurant Operations Manager 12 120504	Teacher Assistant/Aide 12 131501	Civil Technology 12 150201
522	Belleville	0	88	0	0	0	6	89	0	0
503	Black Hawk	0	0	0	0	0	33	17	0	11
508	Chicago	(69)	(421)	(0)	(76)	(4)	(229)	(8)	(41)	(0)
	Daley	0	0	0	0	0	0	0	0	0
	Kennedy-King	0	0	0	0	4	229	8	18	0
	Malcolm X	69	0	0	0	0	0	0	15	0
	Olive-Harvey	0	0	0	0	0	0	0	0	0
	Truman	0	421	0	76	0	0	0	0	0
	Washington	0	0	0	0	0	0	0	8	0
	Wilbur Wright	0	0	0	0	0	0	0	0	0
507	Danville	0	0	0	0	0	0	0	20	0
502	DuPage	0	0	0	0	19	115	88	0	0
509	Elgin	0	0	0	0	0	232	15	5	0
512	Harper	0	0	0	0	6	22	101	0	0
540	Heartland	0	0	0	0	0	0	0	0	0
519	Highland	0	36	0	0	0	0	1	0	0
514	Illinois Central	0	0	0	0	0	75	0	0	0
529	Illinois Eastern	(0)	(48)	(0)	(0)	(0)	(40)	(0)	(61)	(0)
	Frontier	0	0	0	0	0	0	0	33	0
	Lincoln Trail	0	0	0	0	0	40	0	27	0
	Olney Central	0	30	0	0	0	0	0	0	0
	Wabash	0	18	0	0	0	0	0	1	0
513	Illinois Valley	0	0	0	0	0	26	0	0	0
525	Joliet	0	0	0	0	0	210	48	68	0
520	Kankakee	0	0	0	0	0	0	0	28	0
501	Kaskaskia	0	72	0	0	0	11	0	19	0
523	Kishwaukee	0	0	45	0	0	0	0	0	0
532	Lake County	0	0	0	0	0	1	103	0	30
517	Lake Land	0	104	0	0	0	16	0	0	93
536	Lewis & Clark	0	0	0	0	0	0	28	46	0
526	Lincoln Land	0	0	0	0	0	0	8	36	0
530	Logan	0	110	0	0	0	0	0	23	0
528	McHenry	0	0	0	0	0	0	0	0	0
541	Metropolitan	0	0	0	0	0	0	0	0	0
524	Moraine Valley	0	0	0	0	4	0	249	183	0
527	Morton	0	0	0	0	0	0	0	0	0
535	Oakton	0	0	0	0	0	0	48	0	0
505	Parkland	0	0	0	0	0	0	32	0	0
515	Prairie State	0	0	0	0	0	0	0	33	0
521	Rend Lake	0	0	0	0	0	106	0	0	0
537	Richland	0	0	0	0	0	0	0	0	0
511	Rock Valley	0	0	0	0	0	0	0	0	0
518	Sandburg	48	35	0	0	0	0	0	0	0
506	Sauk Valley	0	0	0	0	0	0	0	0	0
531	Shawnee	0	38	0	0	0	9	15	24	0
510	South Suburban	0	4	0	0	0	0	0	40	0
533	Southeastern	0	26	0	0	0	55	1	0	0
534	Spoon River	0	0	0	0	0	0	0	0	0
504	Triton	0	0	0	0	0	111	38	0	0
516	Waubensee	0	0	0	0	0	0	0	0	0
539	Wood	0	11	0	0	0	0	0	0	0
	TOTALS	117	993	45	76	33	1,297	889	627	134

SOURCE OF DATA: Annual Enrollment & Completion Data (A1)



Illinois Community College Board  
Table III-3  
ANNUAL UNDUPLICATED ENROLLMENT BY ACADEMIC PROGRAM BY COLLEGE  
FOR FISCAL YEAR 1998

Dist No.	District/College	Computer Technology 12 150301	Electronic Technology 12 150303	Telecommunication/Electronics Technology 12 150310	Biomedical Equipment Technology 12 150401	Computer Servicing Technology 12 150402	Electromechanical Technology 12 150403	Instrumentation Technology 12 150404	Robotics Technology 12 150405	Fluid Power Technology 12 150410
522	Belleville	0	14	0	0	0	0	0	0	0
503	Black Hawk	0	0	0	0	31	40	45	18	0
508	Chicago	(0)	(28)	(5)	(0)	(48)	(0)	(0)	(0)	(0)
	Daley	0	0	5	0	0	0	0	0	0
	Kennedy-King	0	0	0	0	0	0	0	0	0
	Malcolm X	0	0	0	0	0	0	0	0	0
	Olive-Harvey	0	0	0	0	48	0	0	0	0
	Truman	0	28	0	0	0	0	0	0	0
	Washington	0	0	0	0	0	0	0	0	0
	Wilbur Wright	0	0	0	0	0	0	0	0	0
507	Danville	0	0	0	0	0	0	0	0	0
502	DuPage	0	207	0	0	94	0	0	40	0
509	Elgin	0	107	0	0	0	0	0	0	0
512	Harper	0	232	0	0	9	13	0	0	0
540	Heartland	0	36	0	0	0	0	0	0	0
519	Highland	0	17	0	0	0	0	0	0	0
514	Illinois Central	0	236	0	0	0	0	0	20	0
529	Illinois Eastern	(0)	(37)	(79)	(0)	(0)	(0)	(0)	(0)	(0)
	Frontier	0	0	0	0	0	0	0	0	0
	Lincoln Trail	0	1	78	0	0	0	0	0	0
	Olney Central	0	1	1	0	0	0	0	0	0
	Wabash	0	35	0	0	0	0	0	0	0
513	Illinois Valley	0	56	0	0	0	0	0	8	0
525	Joliet	0	208	0	0	0	0	0	0	0
520	Kankakee	0	95	0	0	0	0	0	0	0
501	Kaskaskia	0	52	0	0	0	0	0	0	0
523	Kishwaukee	0	25	0	0	0	0	0	0	0
532	Lake County	0	157	0	0	0	3	0	0	0
517	Lake Land	0	72	31	0	0	28	0	0	0
536	Lewis & Clark	0	0	0	0	0	0	0	0	0
526	Lincoln Land	0	84	0	0	0	0	0	0	0
530	Logan	0	79	0	0	0	0	0	0	0
528	McHenry	0	152	0	0	0	0	0	0	0
541	Metropolitan	0	0	0	0	0	0	0	0	0
524	Moraine Valley	17	35	0	0	0	0	94	0	0
527	Morton	0	0	3	0	0	0	0	0	0
535	Oakton	0	178	0	8	19	0	0	0	0
505	Parkland	0	49	0	8	47	0	0	0	0
515	Prairie State	0	80	0	0	0	0	0	0	0
521	Rend Lake	80	34	0	0	0	0	0	0	0
537	Richland	0	0	0	14	0	0	0	0	0
511	Rock Valley	0	140	0	0	0	0	0	0	5
518	Sandburg	0	30	0	0	0	0	0	0	0
506	Sauk Valley	0	48	0	0	0	0	0	0	0
531	Shawnee	0	25	0	0	0	0	0	0	0
510	South Suburban	0	120	0	13	0	0	0	0	0
533	Southeastern	0	0	0	0	0	0	0	0	0
534	Spoon River	0	36	0	0	0	0	0	0	0
504	Triton	0	131	0	0	100	0	0	10	0
516	Waubonsee	0	75	0	0	0	0	0	27	0
539	Wood	0	54	0	0	0	0	0	0	0
	TOTALS	97	2,929	118	43	348	84	139	123	5

SOURCE OF DATA: Annual Enrollment & Completion Data (A1)



Illinois Community College Board  
Table III-3  
ANNUAL UNDUPLICATED ENROLLMENT BY ACADEMIC PROGRAM BY COLLEGE  
FOR FISCAL YEAR 1998

Dist. No.	District/College	Automated Manufacturing Technology 12 150411	Water/Wastewater Technology 12 150506	Environmental & Pollution Tech/Technician 12 150507	Industrial Technology 12 150603	Plastic Technology 12 150607	Metallurgical Technology/ Technician 12 150611	Occupational Safety & Health Technology 12 150701	Quality Control Technology 12 150702	Mechanical Design Technology 12 150805
522	Belleville	0	0	0	42	0	0	0	0	0
503	Black Hawk	12	0	19	117	0	0	0	0	16
508	Chicago	(0)	(0)	(27)	(0)	(0)	(0)	(0)	(0)	(0)
	Daley	0	0	0	0	0	0	0	0	0
	Kennedy-King	0	0	0	0	0	0	0	0	0
	Malcolm X	0	0	0	0	0	0	0	0	0
	Olive-Harvey	0	0	0	0	0	0	0	0	0
	Truman	0	0	0	0	0	0	0	0	0
	Washington	0	0	0	0	0	0	0	0	0
	Wilbur Wright	0	0	27	0	0	0	0	0	0
507	Danville	0	0	0	49	0	0	0	0	0
502	DuPage	23	0	0	261	23	0	6	0	0
509	Elgin	29	0	0	0	76	92	0	0	0
512	Harper	34	0	0	3	0	0	0	3	64
540	Heartland	16	0	0	0	0	0	0	0	0
519	Highland	0	0	0	19	0	0	0	0	0
514	Illinois Central	3	13	0	68	0	0	0	0	75
529	Illinois Eastern	(0)	(0)	(0)	(21)	(0)	(5)	(0)	(39)	(8)
	Frontier	0	0	0	0	0	0	0	18	0
	Lincoln Trail	0	0	0	0	0	0	0	21	8
	Olney Central	0	0	0	0	0	5	0	0	0
	Wabash	0	0	0	21	0	0	0	0	0
513	Illinois Valley	12	0	0	0	4	0	0	1	69
525	Joliet	0	5	0	300	0	0	0	0	80
520	Kankakee	0	0	0	16	0	0	0	0	0
501	Kaskaskia	0	0	0	0	0	0	0	0	0
523	Kishwaukee	21	0	0	0	0	0	0	7	0
532	Lake County	16	13	0	0	0	0	0	8	48
517	Lake Land	0	16	0	0	0	0	0	0	19
536	Lewis & Clark	0	0	0	8	0	0	0	0	0
526	Lincoln Land	0	0	0	0	0	0	0	0	0
530	Logan	29	0	0	0	0	0	0	0	0
528	McHenry	0	0	0	0	0	0	0	0	23
541	Metropolitan	0	0	0	0	0	0	0	0	0
524	Moraine Valley	19	0	0	0	0	2	0	112	290
527	Morton	0	0	0	0	0	0	0	0	0
535	Oakton	145	0	0	0	0	0	0	0	76
505	Parkland	0	0	0	30	0	0	0	0	0
515	Prairie State	0	0	0	36	0	0	0	0	43
521	Rend Lake	0	0	0	29	0	0	0	0	0
537	Richland	21	0	0	30	0	0	0	1	0
511	Rock Valley	0	0	0	149	0	0	0	65	0
518	Sandburg	0	0	0	8	0	0	0	0	31
506	Sauk Valley	0	0	0	7	0	0	0	3	25
531	Shawnee	0	0	0	0	0	0	0	0	0
510	South Suburban	11	0	0	0	0	0	0	0	0
533	Southeastern	0	0	0	0	0	0	0	0	0
534	Spoon River	0	0	0	0	0	0	0	0	1
504	Triton	103	0	0	0	6	16	1	18	52
516	Waubensee	3	2	6	0	0	0	0	21	0
539	Wood	0	0	0	0	0	0	0	0	0
	TOTALS	497	49	52	1,193	109	115	7	278	920

SOURCE OF DATA: Annual Enrollment & Completion Data (A1)





Illinois Community College Board  
Table III-3  
ANNUAL UNDUPLICATED ENROLLMENT BY ACADEMIC PROGRAM BY COLLEGE  
FOR FISCAL YEAR 1998

Dist. No.	District/College	Computer-Aided Design 12 150810	Coal Mining Technology 12 150901	Construction/Building Technology/Technician 12 151001	Surveying 12 151102	Engineering-Related Technologies Course Enrollees 12 159999	Child Care & Development 12 210202	Fashion Design & Coordination 12 210306	Food Production Management, (General) 12 210401	Dietetic Aide/Assisting 12 210404
522	Belleville	0	0	0	0	234	199	0	81	0
503	Black Hawk	12	0	0	0	0	206	0	0	0
508	Chicago	(198)	(0)	(0)	(0)	(216)	(1418)	(0)	(1115)	(99)
	Daley	189	0	0	0	103	124	0	0	46
	Kennedy-King	0	0	0	0	22	189	0	32	0
	Malcolm X	0	0	0	0	7	409	0	62	53
	Olive-Harvey	0	0	0	0	6	266	0	0	0
	Truman	0	0	0	0	2	184	0	0	0
	Washington	0	0	0	0	18	246	0	1.021	0
	Wilbur Wright	9	0	0	0	58	0	0	0	0
507	Danville	32	0	0	0	59	71	0	0	0
502	DuPage	56	0	0	0	320	303	111	0	0
509	Elgin	271	0	0	0	0	9	0	0	0
512	Harper	30	0	0	0	0	248	123	0	106
540	Heartland	53	0	0	0	0	117	0	0	0
519	Highland	35	0	0	0	0	87	0	0	0
514	Illinois Central	26	0	0	0	56	268	0	0	8
529	Illinois Eastern	(0)	(46)	(0)	(0)	(13385)	(51)	(0)	(0)	(0)
	Frontier	0	0	0	0	37	2	0	0	0
	Lincoln Trail	0	0	0	0	44	2	0	0	0
	Olney Central	0	0	0	0	25	1	0	0	0
	Wabash	0	46	0	0	13,279	46	0	0	0
513	Illinois Valley	20	0	0	0	115	86	0	0	0
525	Joliet	0	0	0	0	1,249	86	0	0	0
520	Kankakee	70	0	0	0	181	128	0	0	0
501	Kaskaskia	1	0	0	0	41	99	0	0	0
523	Kishwaukee	57	0	0	0	52	34	0	0	0
532	Lake County	114	0	58	0	501	233	0	0	0
517	Lake Land	34	0	0	0	0	124	0	0	0
536	Lewis & Clark	93	0	0	0	193	113	0	0	0
526	Lincoln Land	0	0	0	7	0	117	0	0	0
530	Logan	55	0	0	0	171	141	0	0	0
528	McHenry	32	0	0	0	96	138	0	0	0
541	Metropolitan	0	0	0	0	1	95	0	0	0
524	Moraine Valley	22	0	0	0	628	399	0	0	0
527	Morton	7	0	0	0	556	0	0	0	0
535	Oakton	96	0	0	0	0	563	0	0	0
505	Parkland	14	0	0	0	171	147	0	0	0
515	Prairie State	21	0	0	0	0	215	0	0	0
521	Rend Lake	18	11	0	0	11	84	0	0	0
537	Richland	0	0	0	0	127	148	0	0	0
511	Rock Valley	185	0	0	0	0	175	0	0	0
518	Sandburg	11	0	0	0	1	96	0	0	0
506	Sauk Valley	9	0	0	0	0	56	0	0	0
531	Shawnee	0	0	0	0	0	51	0	0	0
510	South Suburban	63	0	0	0	3	175	0	0	0
533	Southeastern	0	2	0	1	0	54	0	0	0
534	Spoon River	0	0	0	0	108	0	0	0	0
504	Triton	104	0	0	0	304	327	0	0	0
516	Waubonsee	83	0	0	0	210	115	0	0	0
539	Wood	58	0	0	0	12	103	0	0	15
	TOTALS	1,880	59	58	8	19,001	7,079	234	1,196	228

SOURCE OF DATA: Annual Enrollment & Completion Data (A1)

Illinois Community College Board  
 Table III-3  
 ANNUAL UNDUPLICATED ENROLLMENT BY ACADEMIC PROGRAM BY COLLEGE  
 FOR FISCAL YEAR 1998

Dist. No.	District/College	Home Furnishings/Equipmt. Installers & Consultants, Other 12 200501	Elder Care Provider/Companion 12 200602	Custodial Services 12 200604	Home/Institutional Services Course Enrollees 12 209999	Legal Assisting 12 220103	Technical & Business Writing 12 231101	Library Assisting 12 250101	Library Course Enrollees 12 259999	Parks, Recreation, & Leisure Facilities Maint 12 310101
522	Belleville	0	0	0	161	233	0	0	0	0
503	Black Hawk	19	0	0	0	92	5	20	0	0
508	Chicago	(0)	(0)	(0)	(0)	(0)	(0)	(4)	(0)	(2)
	Daley	0	0	0	0	0	0	0	0	0
	Kennedy-King	0	0	0	0	0	0	0	0	2
	Malcolm X	0	0	0	0	0	0	0	0	0
	Olive-Harvey	0	0	0	0	0	0	0	0	0
	Truman	0	0	0	0	0	0	0	0	0
	Washington	0	0	0	0	0	0	0	0	0
	Wilbur Wright	0	0	0	0	0	0	4	0	0
507	Danville	0	0	0	0	0	0	0	0	0
502	DuPage	244	8	0	0	0	0	151	0	13
509	Elgin	0	4	0	0	212	0	0	0	0
512	Harper	221	0	0	0	264	0	0	0	0
540	Heartland	0	0	0	0	0	0	0	0	0
519	Highland	0	0	0	0	0	0	0	0	0
514	Illinois Central	42	0	12	17	144	0	10	9	0
529	Illinois Eastern	(0)	(0)	(0)	(109)	(0)	(0)	(0)	(0)	(0)
	Frontier	0	0	0	0	0	0	0	0	0
	Lincoln Trail	0	0	0	61	0	0	0	0	0
	Olney Central	0	0	0	0	0	0	0	0	0
	Wabash	0	0	0	48	0	0	0	0	0
513	Illinois Valley	0	0	28	153	0	0	0	0	0
525	Joliet	62	0	0	1	0	0	1	0	0
520	Kankakee	0	0	0	0	0	0	0	0	0
501	Kaskaskia	0	0	1	0	0	0	0	0	0
523	Kishwaukee	0	0	0	12	0	0	0	0	0
532	Lake County	0	0	0	0	0	81	23	0	0
517	Lake Land	0	0	0	0	0	0	0	0	0
536	Lewis & Clark	0	0	0	147	0	0	27	0	0
526	Lincoln Land	0	0	0	0	0	0	0	0	0
530	Logan	0	0	0	0	0	0	0	0	0
528	McHenry	0	0	0	35	0	0	0	0	0
541	Metropolitan	0	0	5	0	0	0	0	0	0
524	Moraine Valley	0	0	0	0	0	0	0	0	0
527	Morton	0	0	0	0	0	0	0	0	58
535	Oakton	0	0	0	0	0	0	0	0	0
505	Parkland	0	0	0	54	0	0	0	0	0
515	Prairie State	83	0	0	0	0	0	0	0	0
521	Rend Lake	0	0	0	28	0	0	0	0	0
537	Richland	0	0	0	0	0	0	0	0	0
511	Rock Valley	0	0	0	0	0	2	2	0	0
518	Sandburg	0	0	22	0	0	0	0	0	0
506	Sauk Valley	0	0	0	0	0	0	0	0	0
531	Shawnee	0	0	0	1	0	0	0	0	0
510	South Suburban	0	0	0	1	218	0	0	0	0
533	Southeastern	0	0	7	0	0	0	0	0	0
534	Spoon River	0	0	0	0	0	0	0	0	0
504	Triton	35	0	0	56	0	0	0	0	0
516	Waubonsee	0	0	0	0	0	0	0	0	1
539	Wood	0	0	0	4	0	0	0	0	0
	TOTALS	706	12	75	779	1,163	88	238	9	74

SOURCE OF DATA: Annual Enrollment & Completion Data (A1)



Illinois Community College Board  
Table III-3  
ANNUAL UNDUPLICATED ENROLLMENT BY ACADEMIC PROGRAM BY COLLEGE  
FOR FISCAL YEAR 1998

Dist. No.	District/College	Exercise Sciences/Physiology & Movement Studies 12 310505	Biological Technology 12 410101	Nuclear/Nuclear Power Tech/Technician 12 410205	Chemical Technology 12 410301	Corrections 12 430102	Law Enforcement/Police Science 12 430107	Security Services (Private) 12 430109	Fire Control/Safety Technology 12 430201	Fire Officer 12 430202
522	Belleville	0	0	0	0	0	492	9	144	0
503	Black Hawk	0	0	0	0	0	122	3	0	41
508	Chicago	(0)	(27)	(0)	(11)	(135)	(521)	(3)	(168)	(0)
	Daley	0	0	0	0	0	181	1	0	0
	Kennedy-King	0	0	0	0	0	0	0	0	0
	Malcolm X	0	0	0	0	0	0	0	0	0
	Olive-Harvey	0	0	0	0	0	5	0	0	0
	Truman	0	27	0	11	0	42	0	0	0
	Washington	0	0	0	0	135	227	2	168	0
	Wilbur Wright	0	0	0	0	0	66	0	0	0
507	Danville	0	0	0	0	0	80	0	0	0
502	DuPage	0	0	0	0	0	314	0	191	7
509	Elgin	0	0	0	0	0	51	0	184	0
512	Harper	92	0	0	0	0	356	4	106	0
540	Heartland	0	0	0	0	0	0	0	0	0
519	Highland	0	0	0	0	0	0	0	0	0
514	Illinois Central	0	0	0	0	0	308	3	173	0
529	Illinois Eastern	(0)	(0)	(0)	(0)	(0)	(89)	(0)	(0)	(0)
	Frontier	0	0	0	0	0	3	0	0	0
	Lincoln Trail	0	0	0	0	0	3	0	0	0
	Olney Central	0	0	0	0	0	82	0	0	0
	Wabash	0	0	0	0	0	1	0	0	0
513	Illinois Valley	0	0	0	0	0	64	0	2	0
525	Joliet	0	0	24	0	79	106	0	146	1
520	Kankakee	0	0	0	0	0	185	0	4	0
501	Kaskaskia	0	0	0	0	0	128	0	0	0
523	Kishwaukee	0	0	0	0	0	48	0	11	0
532	Lake County	0	0	0	29	2	180	1	128	0
517	Lake Land	0	0	0	0	9	68	0	0	0
536	Lewis & Clark	0	0	0	0	0	130	0	54	0
526	Lincoln Land	0	0	0	0	40	348	4	38	0
530	Logan	0	0	0	0	0	356	0	0	0
528	McHenry	0	0	0	0	0	75	0	0	0
541	Metropolitan	0	0	0	0	0	21	0	0	0
524	Moraine Valley	0	0	0	0	0	944	138	82	9
527	Morton	0	0	0	0	0	27	0	0	0
535	Oakton	0	0	0	0	0	267	0	143	0
505	Parkland	0	0	0	0	0	140	0	44	0
515	Prairie State	0	0	0	0	0	173	0	38	0
521	Rend Lake	0	0	0	0	0	107	0	0	0
537	Richland	0	0	0	0	0	89	0	59	0
511	Rock Valley	0	0	0	0	0	115	0	2	77
518	Sandburg	0	0	0	0	0	60	0	0	0
506	Sauk Valley	0	0	0	0	12	37	0	0	0
531	Shawnee	0	0	0	0	0	47	5	0	0
510	South Suburban	0	0	0	0	0	220	0	27	0
533	Southeastern	0	0	0	0	11	79	0	0	0
534	Spoon River	0	0	0	0	0	11	0	0	0
504	Triton	0	0	0	0	3	1,003	3	108	0
516	Waubonsee	0	0	0	0	0	134	2	57	0
539	Wood	0	0	0	0	0	11	0	31	0
	TOTALS	92	27	24	40	291	7,506	175	1,940	135

SOURCE OF DATA: Annual Enrollment & Completion Data (A1)



Illinois Community College Board  
Table III-3  
ANNUAL UNDUPLICATED ENROLLMENT BY ACADEMIC PROGRAM BY COLLEGE  
FOR FISCAL YEAR 1998

Dist. No.	District/College	Firefighting 12 430203	Protective Services Course Enrollees 12 439999	Social Work/Social Service 12 440701	Public/Social Services Course Enrollees 12 449999	Mason and Tileretter 12 460101	Carpentry 12 460201	Electrician 12 460302	Building/Property Maintenance 12 460401	Construction/Cement Mason 12 460402
522	Belleville	114	0	0	30	44	264	216	0	24
503	Black Hawk	0	0	0	0	0	9	5	0	0
508	Chicago	(0)	(0)	(64)	(0)	(55)	(102)	(0)	(133)	(0)
	Daley	0	0	0	0	0	0	0	133	0
	Kennedy-King	0	0	40	0	55	102	0	0	0
	Malcolm X	0	0	0	0	0	0	0	0	0
	Olive-Harvey	0	0	0	0	0	0	0	0	0
	Truman	0	0	0	0	0	0	0	0	0
	Washington	0	0	24	0	0	0	0	0	0
	Wilbur Wright	0	0	0	0	0	0	0	0	0
507	Danville	0	0	39	8	0	0	0	0	0
502	DuPage	31	0	187	0	0	0	0	43	0
509	Elgin	0	0	355	0	0	0	0	0	0
512	Harper	0	0	0	0	0	0	0	0	0
540	Heartland	0	0	0	0	0	0	0	0	0
519	Highland	0	0	0	0	0	0	0	0	0
514	Illinois Central	0	107	0	16	0	0	0	0	0
529	Illinois Eastern	(91)	(0)	(46)	(0)	(0)	(0)	(0)	(0)	(0)
	Frontier	91	0	3	0	0	0	0	0	0
	Lincoln Trail	0	0	0	0	0	0	0	0	0
	Olney Central	0	0	1	0	0	0	0	0	0
	Wabash	0	0	42	0	0	0	0	0	0
513	Illinois Valley	0	4	0	0	0	0	46	0	0
525	Joliet	5	0	0	2	0	0	8	0	0
520	Kankakee	0	0	0	17	0	0	0	0	0
501	Kaskaskia	0	0	0	9	0	0	0	0	0
523	Kishwaukee	0	19	0	0	0	0	2	8	0
532	Lake County	1	0	32	5,178	0	0	0	0	0
517	Lake Land	0	0	114	0	0	0	0	37	0
536	Lewis & Clark	0	0	0	646	0	0	32	0	0
526	Lincoln Land	4	0	0	0	0	0	0	0	0
530	Logan	0	0	0	181	0	0	0	0	0
528	McHenry	74	68	0	5	0	0	0	0	0
541	Metropolitan	0	0	0	0	0	0	0	0	0
524	Moraine Valley	55	0	0	40	0	0	0	0	0
527	Morton	0	0	0	0	0	0	0	0	0
535	Oakton	0	0	80	0	0	0	0	50	0
505	Parkland	0	30	0	0	0	0	0	16	0
515	Prairie State	0	0	0	0	0	0	223	0	0
521	Rend Lake	0	0	0	72	0	0	0	10	0
537	Richland	0	0	0	8	0	0	0	0	0
511	Rock Valley	0	0	193	1	8	0	92	0	0
518	Sandburg	0	0	9	0	0	0	0	0	0
506	Sauk Valley	0	0	31	0	0	0	0	0	0
531	Shawnee	0	0	43	136	0	0	0	2	0
510	South Suburban	0	0	173	77	0	0	0	0	0
533	Southeastern	69	0	0	0	0	0	0	22	0
534	Spoon River	0	0	0	0	0	0	0	0	0
504	Triton	0	68	0	0	0	0	18	0	0
516	Waubensee	12	0	45	5	0	0	57	0	0
539	Wood	0	0	0	50	0	0	18	0	0
	TOTALS	456	296	1,411	6,481	107	375	717	321	24

SOURCE OF DATA: Annual Enrollment & Completion Data (A1)



Illinois Community College Board  
Table III-3  
ANNUAL UNDUPLICATED ENROLLMENT BY ACADEMIC PROGRAM BY COLLEGE  
FOR FISCAL YEAR 1998

Dist. No.	District/College	Construction Inspection 12 460403	Painter & Wallcoverer 12 460408	Plumber & Pipefitter 12 460501	Construction Trades 12 461000	Construction Trades Course Enrollees 12 469999	Electrical/Electronics Equipment Repair, General 12 470101	Communications Electronics 12 470103	Computer Electronics Maintenance/Repair 12 470104	Industrial Electronics 12 470105
522	Belleville	0	23	59	93	0	0	53	43	91
503	Black Hawk	0	0	0	16	0	0	0	0	0
508	Chicago	(0)	(0)	(0)	(0)	(0)	(73)	(0)	(31)	(9)
	Daley	0	0	0	0	0	0	0	30	9
	Kennedy-King	0	0	0	0	0	72	0	0	0
	Malcolm X	0	0	0	0	0	0	0	0	0
	Olive-Harvey	0	0	0	0	0	0	0	1	0
	Truman	0	0	0	0	0	0	0	0	0
	Washington	0	0	0	0	0	0	0	0	0
	Wilbur Wright	0	0	0	0	0	1	0	0	0
507	Danville	0	0	0	0	0	0	0	0	47
502	DuPage	0	0	0	0	0	0	0	0	94
509	Elgin	0	0	0	0	0	0	0	1	0
512	Harper	46	0	0	0	0	10	0	2	0
540	Heartland	0	0	0	0	0	0	0	0	0
519	Highland	0	0	0	0	0	0	0	10	0
514	Illinois Central	0	0	0	149	0	0	7	9	7
529	Illinois Eastern	(0)	(0)	(0)	(0)	(0)	(0)	(4)	(0)	(0)
	Frontier	0	0	0	0	0	0	0	0	0
	Lincoln Trail	0	0	0	0	0	0	1	0	0
	Olney Central	0	0	0	0	0	0	0	0	0
	Wabash	0	0	0	0	0	0	3	0	0
513	Illinois Valley	0	0	0	0	0	0	0	0	0
525	Joliet	0	0	0	60	0	0	0	0	262
520	Kankakee	0	0	0	0	0	0	0	0	66
501	Kaskaskia	0	0	0	12	0	0	0	0	0
523	Kishwaukee	0	0	0	0	0	0	0	0	0
532	Lake County	0	0	0	1	0	0	0	0	16
517	Lake Land	0	0	0	127	0	0	16	0	0
536	Lewis & Clark	0	0	0	0	0	0	0	26	36
526	Lincoln Land	0	0	0	16	0	0	0	0	26
530	Logan	0	0	0	0	0	0	0	0	0
528	McHenry	0	0	0	0	0	0	0	0	0
541	Metropolitan	0	0	0	0	0	0	0	0	0
524	Moraine Valley	0	0	0	0	0	0	0	0	0
527	Morton	0	0	0	0	0	0	0	0	0
535	Oakton	0	0	0	33	0	0	4	0	0
505	Parkland	0	0	0	82	14	0	0	0	15
515	Prairie State	0	0	0	0	0	0	0	10	0
521	Rend Lake	0	0	0	35	5	0	0	0	0
537	Richland	0	0	0	0	0	0	0	0	101
511	Rock Valley	0	0	0	67	0	0	0	131	0
518	Sandburg	0	0	0	0	0	0	0	0	0
506	Sauk Valley	0	0	0	0	0	0	1	0	33
531	Shawnee	0	0	0	0	0	0	0	0	3
510	South Suburban	11	0	0	75	81	0	0	0	0
533	Southeastern	0	0	0	69	0	0	0	11	17
534	Spoon River	0	0	0	0	0	0	0	0	0
504	Triton	0	0	0	122	21	0	0	22	0
516	Waubensee	0	0	0	0	0	0	0	5	0
539	Wood	0	0	0	0	0	0	0	0	2
	TOTALS	57	23	59	957	121	83	85	301	830

SOURCE OF DATA: Annual Enrollment & Completion Data (A1)



Illinois Community College Board  
 Table III-3  
 ANNUAL UNDUPLICATED ENROLLMENT BY ACADEMIC PROGRAM BY COLLEGE  
 FOR FISCAL YEAR 1998

Dist. No.	District/College	Major Appliance Repair 12 470106	Heating, Air Conditioning, & Refrigeration Mechanic 12 470201	Heavy Equipment Maintenance/ Repair 12 470302	Industrial Equipment Maintenance/Repair 12 470303	Stationary Energy Sources Installer/Operator 12 470501	Automotive Body Repair 12 470603	Automotive Mechanics 12 470604	Diesel Engine/Truck Mechanics 12 470605	Small Engine Repair 12 470606
522	Belleville	16	257	0	0	12	0	0	0	0
503	Black Hawk	0	26	0	1	0	8	89	13	0
508	Chicago	(45)	(58)	(0)	(164)	(0)	(4)	(227)	(0)	(0)
	Daley	0	0	0	142	0	0	0	0	0
	Kennedy-King	0	58	0	0	0	2	72	0	0
	Malcolm X	0	0	0	0	0	0	0	0	0
	Olive-Harvey	0	0	0	0	0	0	0	0	0
	Truman	45	0	0	0	0	2	155	0	0
	Washington	0	0	0	0	0	0	0	0	0
	Wilbur Wright	0	0	0	22	0	0	0	0	0
507	Danville	0	0	0	52	0	0	41	0	0
502	DuPage	0	209	0	0	0	0	281	0	0
509	Elgin	0	166	0	1	0	0	116	0	0
512	Harper	0	115	0	0	0	0	0	0	1
540	Heartland	0	0	0	29	0	0	0	0	0
519	Highland	0	0	0	0	0	21	31	0	0
514	Illinois Central	0	79	0	13	0	0	165	3	0
529	Illinois Eastern	(0)	(42)	(0)	(54)	(0)	(15)	(37)	(29)	(0)
	Frontier	0	0	0	0	0	0	1	0	0
	Lincoln Trail	0	42	0	1	0	0	0	0	0
	Olney Central	0	0	0	53	0	15	36	0	0
	Wabash	0	0	0	0	0	0	0	29	0
513	Illinois Valley	0	0	0	13	0	0	83	0	2
525	Joliet	0	48	27	0	0	0	146	0	0
520	Kankakee	0	45	0	48	0	0	39	0	0
501	Kaskaskia	0	0	0	117	0	22	33	0	0
523	Kishwaukee	0	0	0	0	0	10	22	4	0
532	Lake County	0	142	0	45	0	32	110	0	0
517	Lake Land	0	43	0	0	0	55	137	0	54
536	Lewis & Clark	0	0	0	5	0	0	64	0	0
526	Lincoln Land	0	77	0	0	1	47	52	0	0
530	Logan	0	70	0	51	0	44	55	0	0
528	McHenry	0	0	0	0	0	0	73	0	0
541	Metropolitan	0	0	0	0	0	0	21	0	0
524	Moraine Valley	0	169	0	34	0	0	196	0	0
527	Morton	0	8	0	0	0	0	5	0	0
535	Oakton	0	60	0	1	0	0	119	0	0
505	Parkland	0	0	0	0	0	10	64	0	0
515	Prairie State	0	75	0	37	0	0	167	0	0
521	Rend Lake	0	81	0	67	0	16	112	0	0
537	Richland	0	10	0	1	0	0	45	0	0
511	Rock Valley	0	0	0	0	0	0	62	0	0
518	Sandburg	0	0	0	0	0	20	36	7	0
506	Sauk Valley	0	23	0	0	0	0	0	0	0
531	Shawnee	0	0	0	0	0	0	23	0	0
510	South Suburban	0	0	0	0	0	0	0	0	0
533	Southeastern	0	35	0	91	0	19	91	41	0
534	Spoon River	0	0	0	0	0	0	29	0	0
504	Triton	0	257	0	11	46	0	388	7	0
516	Waubensee	0	105	0	32	0	38	62	0	0
539	Wood	0	0	0	0	0	0	0	0	0
	TOTALS	61	2,200	27	867	59	361	3,221	104	57

SOURCE OF DATA: Annual Enrollment & Completion Data (A1)



Illinois Community College Board  
 Table III-3  
 ANNUAL UNDUPLICATED ENROLLMENT BY ACADEMIC PROGRAM BY COLLEGE  
 FOR FISCAL YEAR 1998

Dist. No.	District/College	Aviation Systems/Avionics Maintenance Technologist/Technician 12 470609	Mechanics/Repairers Course Enrollees 12 479999	Architectural Drafting 12 480102	Electrical/Electronics Drafting 12 480104	Mechanical Drafting 12 480105	Graphic/Printing Equipment Operators, General 12 480201	Typesetting, Make-up, & Composition 12 480205	Lithography, Photography, & Platemaking 12 480206	Printing Press Operations 12 480208
522	Belleville	53	0	0	0	113	0	0	0	0
503	Black Hawk	0	0	0	0	24	0	0	0	0
508	Chicago	(7)	(0)	(38)	(0)	(60)	(0)	(0)	(37)	(0)
	Daley	7	0	4	0	2	0	0	0	0
	Kennedy-King	0	0	1	0	37	0	0	37	0
	Malcolm X	0	0	0	0	0	0	0	0	0
	Olive-Harvey	0	0	13	0	0	0	0	0	0
	Truman	0	0	0	0	21	0	0	0	0
	Washington	0	0	13	0	0	0	0	0	0
	Wilbur Wright	0	0	7	0	0	0	0	0	0
507	Danville	0	0	0	0	2	0	0	0	0
502	DuPage	0	0	270	0	0	0	4	103	22
509	Elgin	0	0	0	0	0	0	0	0	0
512	Harper	0	0	137	0	5	0	0	0	0
540	Heartland	0	0	0	0	0	0	0	0	0
519	Highland	0	0	0	0	0	0	0	0	0
514	Illinois Central	0	5	19	0	0	0	0	49	0
529	Illinois Eastern	(0)	(0)	(19)	(0)	(0)	(0)	(0)	(0)	(0)
	Frontier	0	0	0	0	0	0	0	0	0
	Lincoln Trail	0	0	18	0	0	0	0	0	0
	Olney Central	0	0	1	0	0	0	0	0	0
	Wabash	0	0	0	0	0	0	0	0	0
513	Illinois Valley	0	7	0	0	0	0	0	0	0
525	Joliet	0	0	0	0	0	0	0	0	0
520	Kankakee	0	0	0	0	0	0	0	0	0
501	Kaskaskia	0	0	48	0	5	0	0	0	0
523	Kishwaukee	0	11	0	0	0	0	0	0	0
532	Lake County	0	0	43	3	7	0	0	0	0
517	Lake Land	0	0	48	0	0	10	0	0	0
536	Lewis & Clark	0	0	0	0	0	0	0	0	0
526	Lincoln Land	3	0	52	0	0	0	0	0	0
530	Logan	0	0	0	0	0	0	0	0	0
528	McHenry	0	11	0	0	0	0	0	0	0
541	Metropolitan	0	0	0	0	0	0	0	0	0
524	Moraine Valley	0	0	0	0	27	0	0	0	0
527	Morton	0	0	0	0	3	0	0	0	0
535	Oakton	0	0	79	0	0	0	0	0	0
505	Parkland	0	91	0	0	7	0	0	0	0
515	Prairie State	0	0	0	0	29	0	0	0	0
521	Rend Lake	0	2	57	0	0	0	0	0	0
537	Richland	0	0	0	0	54	0	0	0	0
511	Rock Valley	57	0	0	0	0	0	0	0	0
518	Sandburg	0	0	0	0	0	0	0	0	0
506	Sauk Valley	0	0	0	0	4	0	0	0	0
531	Shawnee	0	0	2	0	0	0	0	0	0
510	South Suburban	0	0	20	0	12	0	0	46	0
533	Southeastern	0	0	1	0	0	0	0	2	0
534	Spoon River	0	0	0	0	0	0	0	0	0
504	Triton	0	218	48	0	8	0	4	212	0
516	Waubensee	0	0	3	0	0	0	0	0	0
539	Wood	0	0	0	0	0	0	0	0	0
	TOTALS	120	345	884	3	360	10	8	449	22

SOURCE OF DATA: Annual Enrollment & Completion Data (A1)



Illinois Community College Board  
 Table III-3  
 ANNUAL UNDUPLICATED ENROLLMENT BY ACADEMIC PROGRAM BY COLLEGE  
 FOR FISCAL YEAR 1998

Dist. No.	District/College	Desktop Publishing Equipment Operator 12 480212	Machinist/Machine Technologist 12 480501	Machine Tool Operator/ Machine Shop 12 480503	Patternmaker 12 480505	Sheet Metal 12 480506	Tool & Die Making 12 480507	Welding, Brazing, & Soldering 12 480508	Numerical Control 12 480520	Precision Metal Workers 12 480599
522	Belleville	62	47	172	0	40	0	401	0	0
503	Black Hawk	0	0	31	2	1	9	89	1	0
508	Chicago	(0)	(0)	(133)	(0)	(0)	(0)	(23)	(0)	(0)
	Daley	0	0	101	0	0	0	0	0	0
	Kennedy-King	0	0	4	0	0	0	23	0	0
	Malcolm X	0	0	0	0	0	0	0	0	0
	Olive-Harvey	0	0	0	0	0	0	0	0	0
	Truman	0	0	0	0	0	0	0	0	0
	Washington	0	0	0	0	0	0	0	0	0
	Wilbur Wright	0	0	28	0	0	0	0	0	0
507	Danville	0	0	3	0	0	0	62	0	0
502	DuPage	263	0	0	0	0	4	53	0	0
509	Elgin	2	0	80	0	0	9	21	0	0
512	Harper	0	0	13	0	0	0	1	0	0
540	Heartland	0	0	0	0	0	0	7	0	0
519	Highland	7	0	0	0	0	0	8	0	0
514	Illinois Central	3	0	16	0	0	0	111	3	0
529	Illinois Eastern	(0)	(0)	(57)	(0)	(3)	(0)	(14)	(0)	(0)
	Frontier	0	0	0	0	0	0	0	0	0
	Lincoln Trail	0	0	0	0	3	0	0	0	0
	Olney Central	0	0	0	0	0	0	14	0	0
	Wabash	0	0	57	0	0	0	0	0	0
513	Illinois Valley	11	0	6	0	0	12	0	0	0
525	Joliet	0	0	0	0	0	0	62	0	0
520	Kankakee	0	0	16	0	0	35	36	0	0
501	Kaskaskia	0	0	0	0	0	0	10	0	0
523	Kishwaukee	0	0	4	0	0	18	12	0	0
532	Lake County	1	0	54	0	0	0	60	0	0
517	Lake Land	29	0	0	0	0	0	69	0	0
536	Lewis & Clark	4	0	67	0	0	0	0	0	0
526	Lincoln Land	0	0	0	0	0	0	47	0	0
530	Logan	0	0	10	0	0	0	11	0	0
528	McHenry	0	0	62	0	0	0	0	0	0
541	Metropolitan	0	0	0	0	0	0	0	0	0
524	Moraine Valley	13	0	121	0	0	0	92	0	0
527	Morton	0	0	0	0	0	0	1	0	0
535	Oakton	105	0	171	0	0	0	0	0	0
505	Parkland	61	0	0	0	0	0	0	0	0
515	Prairie State	25	0	81	0	0	31	82	0	0
521	Rend Lake	0	0	0	0	0	0	61	0	0
537	Richland	0	0	26	0	0	0	77	0	0
511	Rock Valley	0	46	0	0	45	83	54	0	0
518	Sandburg	28	0	8	0	0	0	69	1	0
506	Sauk Valley	0	0	19	0	0	0	0	0	0
531	Shawnee	0	0	0	0	0	0	8	0	0
510	South Suburban	1	0	27	0	0	0	0	0	0
533	Southeastern	0	0	1	0	5	0	48	0	0
534	Spoon River	0	0	0	0	0	0	3	0	0
504	Triton	19	0	32	0	1	44	9	0	0
516	Waubonsee	10	0	42	0	0	0	9	0	6
539	Wood	0	2	0	0	0	0	0	0	0
	TOTALS	644	100	1,252	2	95	245	1,610	5	6

SOURCE OF DATA: Annual Enrollment & Completion Data (A1)





Illinois Community College Board  
Table III-3  
ANNUAL UNDUPLICATED ENROLLMENT BY ACADEMIC PROGRAM BY COLLEGE  
FOR FISCAL YEAR 1998

Dist. No.	District/College	Millwork & Cabinemaking 12 480703	Precision Production Course Enrollees 12 489999	Airplane Piloting 12 490102	Aviation Management 12 490104	Truck & Bus Driving 12 490205	Marine Science/Merchant Marine Officer 12 490309	Railroad Technology 12 490410	Design & Visual Communications 12 500401	Commercial Photography 12 500406
522	Belleville	0	0	37	0	0	0	0	12	0
503	Black Hawk	0	0	0	0	24	0	0	37	0
508	Chicago	(0)	(0)	(0)	(0)	(0)	(0)	(0)	(16)	(2)
	Daley	0	0	0	0	0	0	0	8	2
	Kennedy-King	0	0	0	0	0	0	0	0	0
	Malcolm X	0	0	0	0	0	0	0	0	0
	Olive-Harvey	0	0	0	0	0	0	0	0	0
	Truman	0	0	0	0	0	0	0	0	0
	Washington	0	0	0	0	0	0	0	8	0
	Wilbur Wright	0	0	0	0	0	0	0	0	0
507	Danville	0	0	0	0	0	0	0	0	0
502	DuPage	0	0	0	0	0	0	0	560	328
509	Elgin	0	0	0	0	93	0	0	284	0
512	Harper	0	0	0	0	0	0	0	0	0
540	Heartland	0	0	0	0	0	0	0	0	0
519	Highland	0	0	0	0	0	0	0	2	0
514	Illinois Central	0	166	0	0	0	0	0	161	0
529	Illinois Eastern	(12)	(0)	(0)	(0)	(3)	(0)	(0)	(0)	(0)
	Frontier	0	0	0	0	0	0	0	0	0
	Lincoln Trail	0	0	0	0	0	0	0	0	0
	Olney Central	12	0	0	0	0	0	0	0	0
	Wabash	0	0	0	0	3	0	0	0	0
513	Illinois Valley	0	162	0	0	0	0	0	0	0
525	Joliet	0	0	0	0	0	0	0	0	0
520	Kankakee	0	0	0	0	0	0	0	0	0
501	Kaskaskia	0	0	0	0	0	0	0	0	0
523	Kishwaukee	0	88	0	0	0	0	0	0	0
532	Lake County	0	0	0	0	0	0	0	0	0
517	Lake Land	0	0	0	0	0	0	0	0	0
536	Lewis & Clark	0	0	0	0	0	0	0	0	0
526	Lincoln Land	0	0	0	11	0	0	0	0	0
530	Logan	0	0	0	0	0	0	0	0	0
528	McHenry	0	35	0	0	0	0	0	0	0
541	Metropolitan	0	0	0	0	0	0	0	0	0
524	Moraine Valley	0	0	0	0	0	0	0	0	0
527	Morton	0	0	0	0	0	0	0	0	0
535	Oakton	0	0	0	0	0	0	0	0	0
505	Parkland	0	58	0	0	51	0	0	51	0
515	Prairie State	0	0	4	0	0	0	0	102	102
521	Rend Lake	0	0	0	0	0	0	0	0	0
537	Richland	0	0	0	0	0	0	0	0	0
511	Rock Valley	0	0	0	0	0	0	0	0	0
518	Sandburg	0	0	0	0	0	0	0	0	0
506	Sauk Valley	0	0	0	0	0	0	16	0	0
531	Shawnee	0	0	0	0	53	36	0	0	0
510	South Suburban	0	0	5	0	0	0	0	11	0
533	Southeastern	0	0	0	0	0	0	0	0	0
534	Spoon River	0	0	0	0	0	0	0	0	0
504	Triton	0	334	0	0	16	0	0	151	0
516	Waubensee	0	0	0	0	0	0	2	0	0
539	Wood	0	0	0	0	43	0	0	0	0
	TOTALS	12	843	46	11	283	36	18	1,387	432

SOURCE OF DATA: Annual Enrollment & Completion Data (A1)

Illinois Community College Board  
 Table III-3  
 ANNUAL UNDUPLICATED ENROLLMENT BY ACADEMIC PROGRAM BY COLLEGE  
 FOR FISCAL YEAR 1998

Dist. No.	District/College	Technical Theatre/Theatre Design & Stagecraft 12 500502	Speech-Language Pathology 12 510203	Sign Language Interpreter 12 510205	Dental Assistant 12 510601	Dental Hygienist 12 510602	Dental Laboratory Assistant 12 510603	Hospital/Health Facilities Administration 12 510702	Health Unit Coordinator/Ward Clerk 12 510703	Medical Office Management 12 510705
522	Belleville	0	0	0	0	0	0	0	10	0
503	Black Hawk	0	0	15	10	0	0	0	0	0
508	Chicago	(2)	(0)	(0)	(0)	(56)	(0)	(0)	(0)	(0)
	Daley	0	0	0	0	0	0	0	0	0
	Kennedy-King	2	0	0	0	56	0	0	0	0
	Malcolm X	0	0	0	0	0	0	0	0	0
	Olive-Harvey	0	0	0	0	0	0	0	0	0
	Truman	0	0	0	0	0	0	0	0	0
	Washington	0	0	0	0	0	0	0	0	0
	Wilbur Wright	0	0	0	0	0	0	0	0	0
507	Danville	0	0	0	0	0	0	0	0	0
502	DuPage	0	0	0	0	0	0	17	0	0
509	Elgin	0	0	0	51	0	0	0	0	0
512	Harper	0	0	196	0	184	0	0	0	0
540	Heartland	0	0	0	0	0	0	0	0	0
519	Highland	0	0	0	0	0	0	0	0	0
514	Illinois Central	0	0	50	23	149	0	19	0	0
529	Illinois Eastern	(0)	(0)	(0)	(0)	(0)	(0)	(0)	(0)	(0)
	Frontier	0	0	0	0	0	0	0	0	0
	Lincoln Trail	0	0	0	0	0	0	0	0	0
	Olney Central	0	0	0	0	0	0	0	0	0
	Wabash	0	0	0	0	0	0	0	0	0
513	Illinois Valley	0	0	0	13	0	0	0	0	0
525	Joliet	0	0	0	0	0	0	0	0	0
520	Kankakee	0	0	0	0	0	0	0	0	0
501	Kaskaskia	0	0	0	30	0	0	0	0	0
523	Kishwaukee	0	0	0	0	0	0	0	0	0
532	Lake County	0	0	0	0	0	0	0	0	1
517	Lake Land	0	2	0	0	99	0	0	0	0
536	Lewis & Clark	0	0	0	27	50	0	0	25	0
526	Lincoln Land	0	0	0	0	0	0	0	0	0
530	Logan	0	0	53	35	0	0	0	0	0
528	McHenry	0	0	0	0	0	0	0	0	0
541	Metropolitan	0	0	0	0	0	0	0	1	0
524	Moraine Valley	0	0	0	0	0	0	0	0	0
527	Morton	0	0	0	14	0	0	0	0	0
535	Oakton	0	0	0	0	0	0	0	0	0
505	Parkland	0	0	0	21	73	0	0	0	0
515	Prairie State	0	0	0	0	119	0	0	0	0
521	Rend Lake	0	0	0	0	0	0	0	0	0
537	Richland	0	0	0	0	0	0	0	0	0
511	Rock Valley	0	0	0	0	0	0	0	0	0
518	Sandburg	0	0	0	0	0	0	0	0	0
506	Sauk Valley	0	0	0	0	0	0	0	0	0
531	Shawnee	0	0	0	0	0	0	0	0	0
510	South Suburban	0	0	0	0	0	0	0	0	0
533	Southeastern	0	0	0	0	0	0	0	0	0
534	Spoon River	0	0	0	0	0	0	0	0	0
504	Triton	0	0	0	0	0	85	0	0	0
516	Waubonsee	0	0	113	0	0	0	0	0	0
539	Wood	0	0	0	0	0	0	0	0	0
	TOTALS	2	2	427	224	730	85	36	36	1

SOURCE OF DATA: Annual Enrollment & Completion Data (A1)



Illinois Community College Board  
 Table III-3  
 ANNUAL UNDUPLICATED ENROLLMENT BY ACADEMIC PROGRAM BY COLLEGE  
 FOR FISCAL YEAR 1998

Dist. No.	District/College	Medical Records Technology/ Technician 12 510707	Medical Transcription 12 510708	Medical Assistant 12 510801	Occupational Therapy Assistant 12 510803	Pharmacy Technician/Assistant 12 510805	Physical Therapy Assistant 12 510806	Physician Assistant 12 510807	Veterinarian Assistant/Animal Health Technician 12 510808	Electroencephalograph Technologist 12 510809
522	Belleville	52	0	179	0	0	238	0	0	0
503	Black Hawk	0	0	4	7	5	161	0	0	8
508	Chicago	(76)	(94)	(0)	(27)	(58)	(0)	(73)	(0)	(0)
	Daley	0	0	0	0	0	0	0	0	0
	Kennedy-King	0	94	0	0	0	0	0	0	0
	Malcolm X	0	0	0	0	58	0	73	0	0
	Olive-Harvey	0	0	0	0	0	0	0	0	0
	Truman	76	0	0	0	0	0	0	0	0
	Washington	0	0	0	0	0	0	0	0	0
	Wilbur Wright	0	0	0	27	0	0	0	0	0
507	Danville	0	0	0	0	0	0	0	0	0
502	DuPage	134	107	2	190	0	100	0	0	0
509	Elgin	0	25	0	0	0	100	0	0	0
512	Harper	0	31	240	0	80	0	0	0	0
540	Heartland	0	0	0	0	0	0	0	0	0
519	Highland	0	20	0	0	0	0	0	0	0
514	Illinois Central	7	37	0	125	0	230	0	0	0
529	Illinois Eastern	(0)	(3)	(0)	(0)	(0)	(0)	(0)	(0)	(0)
	Frontier	0	2	0	0	0	0	0	0	0
	Lincoln Trail	0	0	0	0	0	0	0	0	0
	Olney Central	0	1	0	0	0	0	0	0	0
	Wabash	0	0	0	0	0	0	0	0	0
513	Illinois Valley	0	0	0	0	0	0	0	0	0
525	Joliet	0	60	0	0	0	0	0	0	0
520	Kankakee	0	0	0	0	0	98	0	0	0
501	Kaskaskia	0	0	0	0	0	76	0	0	0
523	Kishwaukee	0	13	0	0	0	0	0	0	0
532	Lake County	42	15	0	0	0	0	0	0	0
517	Lake Land	0	0	0	0	0	116	0	0	0
536	Lewis & Clark	0	0	0	0	0	0	0	0	0
526	Lincoln Land	0	5	0	9	0	19	0	0	0
530	Logan	9	44	0	19	0	0	0	0	0
528	McHenry	0	15	0	0	0	0	0	0	0
541	Metropolitan	0	0	0	0	0	0	0	0	0
524	Moraine Valley	40	0	0	0	0	0	0	0	0
527	Morton	0	0	0	0	0	111	0	0	0
535	Oakton	75	38	0	0	0	89	0	0	0
505	Parkland	0	12	0	37	0	0	0	72	0
515	Prairie State	0	0	0	0	0	0	0	0	0
521	Rend Lake	8	0	0	11	0	0	0	0	0
537	Richland	0	0	0	0	0	0	0	0	0
511	Rock Valley	0	0	0	0	17	0	0	0	0
518	Sandburg	0	0	0	0	0	0	0	0	0
506	Sauk Valley	0	0	0	0	0	0	0	0	0
531	Shawnee	14	11	0	17	0	0	0	0	0
510	South Suburban	0	57	42	110	84	0	0	0	0
533	Southeastern	8	0	0	16	0	0	0	0	0
534	Spoon River	0	0	0	0	0	0	0	0	0
504	Triton	0	0	1	0	0	41	0	0	0
516	Waubensee	0	12	0	0	0	0	0	0	0
539	Wood	0	11	0	0	0	0	0	0	0
	<b>TOTALS</b>	<b>465</b>	<b>610</b>	<b>468</b>	<b>568</b>	<b>244</b>	<b>1,379</b>	<b>73</b>	<b>72</b>	<b>8</b>

SOURCE OF DATA: Annual Enrollment & Completion Data (A1)

Illinois Community College Board  
 Table III-3  
 ANNUAL UNDUPLICATED ENROLLMENT BY ACADEMIC PROGRAM BY COLLEGE  
 FOR FISCAL YEAR 1998

Dist. No.	District/College	Emergency Medical Technology/Technician 12.510904	Nuclear Medical Technology/Technician 12.510905	Medical Radiologic Technology/Technician 12.510907	Respiratory Therapy Technician 12.510908	Surgical/Operating Room Technician 12.510909	Diagnostic Medical Sonography 12.510910	Renal Dialysis Technology/Technician 12.510911	Computerized Tomography 12.510913	Magnetic Resonance Imaging 12.510914
522	Belleville	186	0	144	61	0	0	0	0	0
503	Black Hawk	53	0	29	46	0	0	0	0	0
508	Chicago	(103)	(0)	(131)	(70)	(0)	(0)	(41)	(0)	(0)
	Daley	0	0	0	0	0	0	0	0	0
	Kennedy-King	0	0	0	0	0	0	0	0	0
	Malcolm X	98	0	67	38	0	0	41	0	0
	Olive-Harvey	0	0	0	32	0	0	0	0	0
	Truman	0	0	0	0	0	0	0	0	0
	Washington	5	0	0	0	0	0	0	0	0
	Wilbur Wright	0	0	64	0	0	0	0	0	0
507	Danville	0	0	38	0	0	0	0	0	0
502	DuPage	71	33	211	119	29	0	0	0	0
509	Elgin	35	0	0	0	54	0	0	0	0
512	Harper	0	0	0	0	3	0	0	0	0
540	Heartland	0	0	0	0	0	0	0	0	0
519	Highland	0	0	0	0	0	0	0	0	0
514	Illinois Central	69	0	136	112	146	0	0	0	0
529	Illinois Eastern	(273)	(0)	(25)	(0)	(0)	(0)	(0)	(0)	(0)
	Frontier	270	0	2	0	0	0	0	0	0
	Lincoln Trail	1	0	1	0	0	0	0	0	0
	Olney Central	1	0	22	0	0	0	0	0	0
	Wabash	1	0	0	0	0	0	0	0	0
513	Illinois Valley	0	0	0	0	0	0	0	0	0
525	Joliet	0	0	0	0	0	0	0	0	0
520	Kankakee	150	0	73	37	0	0	0	0	0
501	Kaskaskia	0	0	99	39	0	0	0	0	0
523	Kishwaukee	0	0	47	0	0	0	0	0	0
532	Lake County	0	0	65	0	0	0	0	0	0
517	Lake Land	4	0	0	0	0	0	0	0	0
536	Lewis & Clark	0	0	0	0	0	0	0	0	0
526	Lincoln Land	0	0	23	7	0	0	0	0	0
530	Logan	62	0	0	0	0	0	0	0	0
528	McHenry	93	0	0	0	0	0	0	0	0
541	Metropolitan	2	0	0	0	0	0	0	0	0
524	Moraine Valley	397	0	82	49	0	0	0	0	0
527	Morton	0	0	0	0	0	0	0	0	0
535	Oakton	0	0	0	0	0	0	0	0	0
505	Parkland	3	0	20	35	17	0	0	0	0
515	Prairie State	146	0	0	0	42	0	0	0	0
521	Rend Lake	51	0	0	0	0	0	0	0	0
537	Richland	0	0	0	0	34	0	0	0	0
511	Rock Valley	0	0	0	71	0	0	0	0	0
518	Sandburg	52	0	59	0	0	0	0	0	0
506	Sauk Valley	0	0	84	0	0	0	0	0	0
531	Shawnee	0	0	0	0	0	0	0	0	0
510	South Suburban	252	0	75	0	0	25	0	0	0
533	Southeastern	105	0	0	0	0	0	0	0	0
534	Spoon River	0	0	0	0	0	0	0	0	0
504	Triton	0	45	96	60	73	69	0	35	53
516	Waubonsee	0	0	0	37	0	0	0	0	0
539	Wood	0	0	13	0	0	0	0	0	0
	<b>TOTALS</b>	<b>2,107</b>	<b>78</b>	<b>1,450</b>	<b>743</b>	<b>398</b>	<b>94</b>	<b>41</b>	<b>35</b>	<b>53</b>

SOURCE OF DATA: Annual Enrollment & Completion Data (A1)

Illinois Community College Board  
 Table III-3  
 ANNUAL UNDUPLICATED ENROLLMENT BY ACADEMIC PROGRAM BY COLLEGE  
 FOR FISCAL YEAR 1998

Dist. No.	District/College	Medical Laboratory Technician 12 511004	Alcohol/Drug Abuse Counseling 12 511501	Psychiatric/Mental Health Services Technician 12 511502	Developmental Disabilities/ Habilitation Aide 12 511504	Nursing (R N Training) 12 511601	Practical Nurse (L P N Training) 12 511613	Nurse Assistant/Aide 12 511614	Home Health Aide 12 511615	Optician/Diensing Optician 12 511801
522	Belleville	62	0	0	0	336	0	65	0	0
503	Black Hawk	2	0	0	0	389	108	62	0	0
508	Chicago	(67)	(262)	(14)	(0)	(1001)	(743)	(270)	(0)	(0)
	Daley	0	0	0	0	136	0	34	0	0
	Kennedy-King	0	2	5	0	264	705	236	0	0
	Malcolm X	67	0	0	0	184	0	0	0	0
	Olive-Harvey	0	0	0	0	195	0	0	0	0
	Truman	0	0	0	0	222	0	0	0	0
	Washington	0	260	9	0	0	0	0	0	0
	Wilbur Wright	0	0	0	0	0	38	0	0	0
507	Danville	0	29	0	0	0	54	54	0	0
502	DuPage	0	214	0	0	666	7	249	0	0
509	Elgin	34	11	3	0	622	3	7	0	0
512	Harper	0	0	0	1	664	50	16	0	0
540	Heartland	0	0	0	0	250	38	0	0	0
519	Highland	0	0	0	0	124	94	53	0	0
514	Illinois Central	91	11	0	0	714	130	50	0	0
529	Illinois Eastern	(0)	(0)	(0)	(0)	(210)	(63)	(139)	(0)	(0)
	Frontier	0	0	0	0	0	0	72	0	0
	Lincoln Trail	0	0	0	0	1	0	22	0	0
	Olney Central	0	0	0	0	207	62	19	0	0
	Wabash	0	0	0	0	2	1	26	0	0
513	Illinois Valley	0	0	0	0	117	37	64	0	0
525	Joliet	0	0	0	0	381	0	119	0	0
520	Kankakee	28	0	0	0	306	210	50	0	0
501	Kaskaskia	0	0	0	0	296	91	15	0	0
523	Kishwaukee	0	0	0	0	106	1	44	0	0
532	Lake County	85	109	0	0	286	0	40	0	0
517	Lake Land	0	0	0	0	209	117	68	0	0
536	Lewis & Clark	32	0	0	0	262	41	109	0	0
526	Lincoln Land	0	0	0	0	133	0	88	0	0
530	Logan	14	0	0	0	114	155	87	0	0
528	McHenry	0	0	0	4	0	0	89	13	15
541	Metropolitan	0	39	0	0	0	0	16	0	0
524	Moraine Valley	32	174	0	0	212	0	0	0	0
527	Morton	0	0	0	0	119	0	35	0	0
535	Oakton	27	54	0	0	126	0	47	0	0
505	Parkland	0	0	0	0	312	29	18	0	0
515	Prairie State	0	127	16	0	414	0	66	0	0
521	Rend Lake	13	0	0	0	49	106	77	0	0
537	Richland	0	0	0	0	101	0	3	0	0
511	Rock Valley	0	2	0	0	357	0	184	0	0
518	Sandburg	0	0	0	0	210	85	93	0	0
506	Sauk Valley	23	0	0	0	147	51	52	0	0
531	Shawnee	8	0	0	0	60	91	52	0	0
510	South Suburban	0	3	0	0	300	112	89	0	0
533	Southeastern	9	0	42	0	74	188	31	0	0
534	Spoon River	0	0	0	0	97	15	90	0	0
504	Triton	0	116	0	0	452	231	162	0	0
516	Waubonsee	0	26	0	0	338	0	61	0	0
539	Wood	10	0	0	0	55	78	67	0	0
	TOTALS	537	1,177	75	5	10,609	2,928	2,881	13	15

SOURCE OF DATA: Annual Enrollment & Completion Data (A1)



Illinois Community College Board  
Table III-3  
ANNUAL UNDUPLICATED ENROLLMENT BY ACADEMIC PROGRAM BY COLLEGE  
FOR FISCAL YEAR 1998

Dist. No.	District/College	Ophthalmic Medical Technologist 12 511803	Medical Laboratory Aide/ Phlebotomy 12 512602	Therapeutic Recreational Assisting 12 512604	Allied Health Course Enrollees 12 519999	Business, General 12 520101	Business Administration & Management, General 12 520201	Purchasing, Procurement, & Contracts Mgmt 12 520202	Logistics & Materials Management 12 520203	Office Supervision & Management 12 520204
522	Belleville	0	0	0	255	0	310	0	0	0
503	Black Hawk	0	0	0	0	0	215	0	0	9
508	Chicago	(0)	(0)	(0)	(0)	(0)	(124)	(0)	(21)	(0)
	Daley	0	0	0	0	0	28	0	21	0
	Kennedy-King	0	0	0	0	0	11	0	0	0
	Malcolm X	0	0	0	0	0	12	0	0	0
	Olive-Harvey	0	0	0	0	0	35	0	0	0
	Truman	0	0	0	0	0	22	0	0	0
	Washington	0	0	0	0	0	0	0	0	0
	Wilbur Wright	0	0	0	0	0	16	0	0	0
507	Danville	0	0	0	76	0	0	0	0	9
502	DuPage	0	0	0	0	0	341	0	0	26
509	Elgin	0	0	0	0	0	268	0	0	9
512	Harper	0	0	0	0	0	55	0	0	0
540	Heartland	0	0	0	0	0	0	0	5	0
519	Highland	0	0	0	0	0	65	0	0	1
514	Illinois Central	0	0	0	100	0	454	0	8	10
529	Illinois Eastern	(0)	(0)	(0)	(1)	(0)	(32)	(0)	(0)	(0)
	Frontier	0	0	0	0	0	0	0	0	0
	Lincoln Trail	0	0	0	0	0	32	0	0	0
	Olney Central	0	0	0	0	0	0	0	0	0
	Wabash	0	0	0	1	0	0	0	0	0
513	Illinois Valley	0	0	0	173	0	64	0	0	0
525	Joliet	0	0	0	545	0	0	0	0	0
520	Kankakee	0	0	0	273	0	216	0	0	0
501	Kaskaskia	0	0	0	0	0	167	0	0	5
523	Kishwaukee	0	0	0	23	0	31	0	1	0
532	Lake County	0	0	0	628	0	378	0	0	0
517	Lake Land	0	0	0	0	0	51	0	0	4
536	Lewis & Clark	0	0	0	73	0	97	0	0	0
526	Lincoln Land	0	0	0	0	0	155	0	0	7
530	Logan	0	0	0	937	0	0	0	0	19
528	McHenry	0	0	0	68	0	151	0	0	0
541	Metropolitan	0	0	0	0	0	1	0	0	0
524	Moraine Valley	0	131	74	25	5	843	0	0	0
527	Morton	0	0	0	0	0	19	0	0	0
535	Oakton	0	19	0	1	0	0	0	12	10
505	Parkland	0	0	0	583	0	172	0	10	0
515	Prairie State	0	0	0	0	0	0	0	20	0
521	Rend Lake	0	0	0	84	0	65	0	0	0
537	Richland	0	0	0	54	0	218	0	2	0
511	Rock Valley	0	0	0	0	0	461	0	30	1
518	Sandburg	0	0	0	0	0	3	44	0	0
506	Sauk Valley	0	0	0	0	0	81	0	0	0
531	Shawnee	0	0	0	1	0	11	0	0	0
510	South Suburban	0	0	0	858	0	0	0	5	91
533	Southeastern	0	0	0	0	0	96	0	0	0
534	Spoon River	0	0	0	2	0	0	0	0	0
504	Triton	65	0	26	65	0	324	0	0	0
516	Waubonsee	0	0	0	57	0	64	0	74	0
539	Wood	0	0	0	76	0	110	0	0	0
	TOTALS	65	150	100	4,958	5	5,642	44	188	201

SOURCE OF DATA: Annual Enrollment & Completion Data (A1)



Illinois Community College Board  
Table III-3  
ANNUAL UNDUPLICATED ENROLLMENT BY ACADEMIC PROGRAM BY COLLEGE  
FOR FISCAL YEAR 1998

Dist. No.	District/College	Operations Management & Supervision 12 520205	Accounting 12 520301	Accounting Technician 12 520402	Administrative Asst./Secretarial Science, General 12 520401	Executive Assistant/Secretary 12 520402	Legal Administrative Assistant/ Secretary 12 520403	Medical Administrative Assistant/ Secretary 12 520404	Court Reporter 12 520405	Information Processing/Data Entry Technician 12 520407
522	Belleville	0	0	110	159	0	22	12	0	713
503	Black Hawk	0	0	130	79	1	22	50	0	180
508	Chicago	(0)	(0)	(570)	(56)	(0)	(0)	(63)	(0)	(448)
	Daley	0	0	124	2	0	0	63	0	387
	Kennedy-King	0	0	35	4	0	0	0	0	61
	Malcolm X	0	0	47	12	0	0	0	0	0
	Olive-Harvey	0	0	64	38	0	0	0	0	0
	Truman	0	0	108	0	0	0	0	0	0
	Washington	0	0	138	0	0	0	0	0	0
	Wilbur Wright	0	0	54	0	0	0	0	0	0
507	Danville	0	0	110	22	58	0	87	0	30
502	DuPage	0	0	455	262	0	34	0	0	0
509	Elgin	1	0	159	62	90	12	9	0	2
512	Harper	0	0	426	66	120	32	12	0	0
540	Heartland	0	0	0	98	0	0	0	0	53
519	Highland	0	0	82	80	0	0	0	0	0
514	Illinois Central	0	0	296	138	1	0	99	35	26
529	Illinois Eastern	(0)	(0)	(45)	(81)	(16)	(0)	(29)	(13)	(245)
	Frontier	0	0	4	27	0	0	3	2	63
	Lincoln Trail	0	0	0	18	16	0	0	1	84
	Olney Central	0	0	40	30	0	0	26	0	58
	Wabash	0	0	1	6	0	0	0	10	40
513	Illinois Valley	0	0	71	5	0	0	0	0	102
525	Joliet	50	0	128	142	0	19	0	0	388
520	Kankakee	0	0	132	106	0	38	50	0	54
501	Kaskaskia	0	0	85	4	85	0	0	0	0
523	Kishwaukee	4	0	7	60	0	2	0	0	6
532	Lake County	2	4	260	204	0	0	0	0	89
517	Lake Land	0	0	112	60	0	20	36	0	139
536	Lewis & Clark	2	0	95	61	0	34	61	0	0
526	Lincoln Land	0	0	65	40	27	0	19	0	177
530	Logan	0	0	115	0	37	24	27	0	0
528	McHenry	107	0	115	118	0	12	0	0	60
541	Metropolitan	0	0	0	39	0	0	0	0	17
524	Moraine Valley	0	0	8	506	15	17	0	0	0
527	Morton	0	0	4	24	0	0	1	0	10
535	Oakton	92	0	286	205	38	0	0	0	0
505	Parkland	0	0	190	19	53	36	28	0	34
515	Prairie State	85	0	29	110	0	24	0	0	106
521	Rend Lake	0	0	5	56	0	12	24	0	15
537	Richland	0	0	0	214	0	0	0	0	157
511	Rock Valley	0	0	248	136	0	23	49	0	140
518	Sandburg	0	0	82	78	0	10	25	0	15
506	Sauk Valley	0	0	74	48	0	22	18	0	48
531	Shawnee	0	0	51	6	17	17	36	0	1
510	South Suburban	0	0	181	28	92	0	0	172	10
533	Southeastern	0	0	0	50	0	0	0	0	52
534	Spoon River	0	0	2	102	0	0	0	0	0
504	Triton	11	0	143	72	142	5	0	195	1
516	Waubensee	9	0	194	89	37	15	13	0	162
539	Wood	0	0	35	45	17	5	17	0	11
	TOTALS	363	4	5,100	3,730	846	457	765	415	3,491

SOURCE OF DATA: Annual Enrollment &amp; Completion Data (A1)

Illinois Community College Board  
 Table III-3  
 ANNUAL UNDUPLICATED ENROLLMENT BY ACADEMIC PROGRAM BY COLLEGE  
 FOR FISCAL YEAR 1998

Dist. No.	District/College	General Office/Clerical & Typing Services 12 520408	Business Communications 12 520501	Enterprise Mgmt. & Operation, General 12 520701	Banking & Financial Support Services 12 520803	Investments & Securities 12 520807	Hospitality/Administration Management 12 520901	Hotel/Motel & Restaurant Management 12 520902	Human Resources Management 12 521001	Labor/Personnel Relations & Studies 12 521002
522	Belleville	14	0	58	34	0	0	0	0	0
503	Black Hawk	0	0	0	95	0	0	7	0	1
508	Chicago	(77)	(0)	(0)	(11)	(0)	(0)	(12)	(0)	(0)
	Daley	0	0	0	0	0	0	0	0	0
	Kennedy-King	35	0	0	0	0	0	0	0	0
	Malcolm X	0	0	0	0	0	0	0	0	0
	Olive-Harvey	0	0	0	0	0	0	0	0	0
	Truman	0	0	0	0	0	0	0	0	0
	Washington	0	0	0	11	0	0	12	0	0
	Wilbur Wright	42	0	0	0	0	0	0	0	0
507	Danville	2	0	0	0	0	0	0	0	0
502	DuPage	0	0	0	0	0	0	82	0	0
509	Elgin	1	0	1	0	0	0	0	0	0
512	Harper	14	0	14	111	0	0	14	19	0
540	Heartland	0	0	36	0	0	0	0	0	0
519	Highland	16	0	0	0	0	0	0	15	0
514	Illinois Central	31	0	0	54	0	0	0	0	0
529	Illinois Eastern	(0)	(0)	(0)	(8)	(0)	(0)	(0)	(0)	(0)
	Frontier	0	0	0	1	0	0	0	0	0
	Lincoln Trail	0	0	0	7	0	0	0	0	0
	Olney Central	0	0	0	0	0	0	0	0	0
	Wabash	0	0	0	0	0	0	0	0	0
513	Illinois Valley	19	0	0	0	0	0	0	0	0
525	Joliet	7	0	0	0	0	0	0	20	0
520	Kankakee	3	0	0	0	0	0	0	0	0
501	Kaskaskia	12	0	0	1	0	0	0	0	0
523	Kishwaukee	13	0	0	0	0	0	0	0	0
532	Lake County	0	0	0	0	0	0	0	0	0
517	Lake Land	34	0	0	0	0	0	0	0	0
536	Lewis & Clark	22	0	2	2	0	0	20	0	0
526	Lincoln Land	13	0	0	0	0	0	20	0	0
530	Logan	19	0	0	12	0	0	0	0	0
528	McHenry	0	0	19	0	0	0	0	0	0
541	Metropolitan	0	0	13	0	0	0	0	0	0
524	Moraine Valley	0	0	25	1	0	0	0	10	0
527	Morton	6	0	0	0	0	0	0	0	0
535	Oakton	0	0	0	33	26	0	168	0	0
505	Parkland	0	0	15	24	0	0	34	0	0
515	Prairie State	0	0	12	36	0	0	1	0	0
521	Rend Lake	0	0	17	0	0	0	0	0	0
537	Richland	0	0	0	0	0	0	0	0	0
511	Rock Valley	0	0	47	31	0	0	2	0	0
518	Sandburg	21	0	0	0	0	0	0	24	0
506	Sauk Valley	7	0	0	6	0	0	0	0	0
531	Shawnee	8	0	0	0	0	0	4	0	0
510	South Suburban	8	0	56	36	0	0	0	0	0
533	Southeastern	46	0	0	0	0	0	0	0	0
534	Spoon River	11	0	0	2	0	0	0	0	0
504	Triton	1	0	8	0	0	0	60	0	0
516	Waubensee	29	1	62	81	0	1	0	0	0
539	Wood	26	0	0	0	0	0	0	0	0
	<b>TOTALS</b>	<b>460</b>	<b>1</b>	<b>385</b>	<b>578</b>	<b>26</b>	<b>1</b>	<b>424</b>	<b>88</b>	<b>1</b>

SOURCE OF DATA: Annual Enrollment & Completion Data (A1)



Illinois Community College Board  
Table III-3  
ANNUAL UNDUPLICATED ENROLLMENT BY ACADEMIC PROGRAM BY COLLEGE  
FOR FISCAL YEAR 1998

Dist. No.	District/College	International Business 12 521101	MIS/Business Data Processing 12 521201	Business Computer Programming/Programmer 12 521202	Business Systems Analysis/Design 12 521203	Business Systems Networking & Telecommunications 12 521204	Business Computer Facilities Operator 12 521205	Business Marketing/Marketing Management 12 521401	International Business Marketing 12 521403	Real Estate 12 521501
522	Belleville	0	0	162	0	0	5	0	0	31
503	Black Hawk	0	0	217	0	0	2	0	0	0
508	Chicago	(0)	(0)	(999)	(0)	(1)	(0)	(0)	(0)	(1)
	Daley	0	0	169	0	0	0	0	0	0
	Kennedy-King	0	0	148	0	0	0	0	0	0
	Malcolm X	0	0	90	0	0	0	0	0	1
	Olive-Harvey	0	0	126	0	1	0	0	0	0
	Truman	0	0	267	0	0	0	0	0	0
	Washington	0	0	161	0	0	0	0	0	0
	Wilbur Wright	0	0	38	0	0	0	0	0	0
507	Danville	0	0	174	0	0	58	0	0	6
502	DuPage	0	0	793	0	0	23	0	0	106
509	Elgin	0	0	546	0	19	6	0	0	21
512	Harper	48	0	1,251	0	0	13	0	0	55
540	Heartland	0	230	57	0	1	0	0	0	0
519	Highland	0	0	29	0	0	0	0	0	0
514	Illinois Central	0	0	432	0	256	3	0	0	71
529	Illinois Eastern	(0)	(0)	(21)	(10)	(0)	(0)	(0)	(0)	(0)
	Frontier	0	0	0	0	0	0	0	0	0
	Lincoln Trail	0	0	21	8	0	0	0	0	0
	Olney Central	0	0	0	0	0	0	0	0	0
	Wabash	0	0	0	2	0	0	0	0	0
513	Illinois Valley	0	0	45	0	10	4	0	0	0
525	Joliet	0	0	175	0	0	0	0	0	48
520	Kankakee	0	0	167	0	0	0	0	0	0
501	Kaskaskia	0	0	83	0	0	0	0	0	0
523	Kishwaukee	0	0	0	0	0	0	0	0	8
532	Lake County	0	0	425	0	78	19	0	0	40
517	Lake Land	0	0	156	0	18	32	0	0	0
536	Lewis & Clark	0	0	240	0	34	0	0	0	0
526	Lincoln Land	0	0	196	0	44	0	0	0	21
530	Logan	0	0	173	0	0	0	0	0	83
528	McHenry	3	0	338	0	0	0	0	0	71
541	Metropolitan	0	0	16	0	0	0	0	0	0
524	Moraine Valley	0	0	631	0	53	0	0	0	0
527	Morton	0	0	21	0	0	0	0	0	1
535	Oakton	0	0	875	0	104	0	132	8	164
505	Parkland	12	31	279	0	160	0	0	0	4
515	Prairie State	0	0	330	0	0	66	0	0	53
521	Rend Lake	0	0	0	0	0	0	0	0	0
537	Richland	0	0	133	0	0	0	0	0	10
511	Rock Valley	0	0	375	0	0	0	0	0	0
518	Sandburg	0	0	107	0	0	0	0	0	13
506	Sauk Valley	0	0	64	0	0	5	0	0	0
531	Shawnee	0	0	104	0	0	0	0	0	0
510	South Suburban	0	0	260	0	2	0	0	0	13
533	Southeastern	0	0	61	0	0	0	0	0	24
534	Spoon River	0	0	39	0	0	0	0	0	0
504	Triton	0	0	271	0	12	33	0	0	56
516	Waubensee	0	0	132	0	33	0	0	0	40
539	Wood	0	0	0	0	0	0	0	0	0
	TOTALS	63	261	10,377	10	825	269	132	8	940

SOURCE OF DATA: Annual Enrollment &amp; Completion Data (A1)

Illinois Community College Board  
Table III-3  
ANNUAL UNDUPLICATED ENROLLMENT BY ACADEMIC PROGRAM BY COLLEGE  
FOR FISCAL YEAR 1998

Dist. No.	District/College	Business Mgmt. & Administrative Services Course Enrollees 12 529999	General Studies	Vocational Skills	Adult Basic Education	Adult Secondary Education	English as a Second Language	Total
522	Belleville	1,366	0	76	1,855	906	0	22,478
503	Black Hawk	0	339	2,086	1,933	970	0	14,261
508	Chicago	(1916)	(10207)	(5407)	(20893)	(5250)	(39974)	(134291)
	Daley	107	1,006	106	980	166	6,148	16,595
	Kennedy-King	485	1,061	1,316	4,065	1,341	1,578	14,265
	Malcolm X	91	1,130	611	7,027	1,067	5,065	19,356
	Olive-Harvey	83	1,353	493	3,733	1,209	1,851	14,224
	Truman	76	1,401	412	2,152	283	19,319	31,634
	Washington	829	3,185	642	472	120	30	17,225
	Wilbur Wright	245	1,071	1,827	2,464	1,064	5,983	20,992
507	Danville	126	0	466	265	165	0	4,669
502	DuPage	0	13,551	4,988	444	982	4,386	52,622
509	Elgin	1	0	1,869	483	243	2,059	16,052
512	Harper	0	4,308	0	656	0	0	24,235
540	Heartland	0	0	636	120	17	1	5,894
519	Highland	138	510	2,822	353	313	95	7,122
514	Illinois Central	556	333	16	169	2	0	19,248
529	Illinois Eastern	(215)	(19)	(4562)	(424)	(269)	(0)	(26516)
	Frontier	128	3	4,116	124	142	0	6,749
	Lincoln Trail	2	8	100	96	52	0	2,099
	Olney Central	68	0	19	192	19	0	2,159
	Wabash	17	8	327	12	56	0	15,509
513	Illinois Valley	1,137	204	1	278	308	212	6,767
525	Joliet	398	294	147	802	380	423	17,812
520	Kankakee	223	773	1,786	986	379	287	9,799
501	Kaskaskia	54	874	110	83	366	0	5,682
523	Kishwaukee	228	158	17	244	338	454	5,588
532	Lake County	1,219	420	328	320	239	813	24,286
517	Lake Land	0	0	2,137	342	273	0	10,267
536	Lewis & Clark	1,140	153	553	259	324	18	9,616
526	Lincoln Land	0	3,164	357	0	5	0	20,146
530	Logan	203	1	1,229	305	436	3	10,349
528	McHenry	878	0	0	293	350	1,224	10,184
541	Metropolitan	0	106	178	291	33	0	1,558
524	Moraine Valley	668	0	703	336	1,227	1,444	21,922
527	Morton	0	61	250	654	81	1,960	6,933
535	Oakton	61	16	3,221	3,438	378	3	24,565
505	Parkland	913	0	584	312	345	26	13,713
515	Prairie State	0	121	652	1,043	620	0	11,568
521	Rend Lake	151	0	4,052	8	478	0	8,842
537	Richland	163	96	365	504	83	0	6,152
511	Rock Valley	0	67	3,550	72	1	0	13,400
518	Sandburg	2	0	1,790	33	472	29	6,000
506	Sauk Valley	0	0	761	76	86	0	4,562
531	Shawnee	0	253	1,135	252	186	0	4,421
510	South Suburban	30	10	2,849	708	760	768	14,665
533	Southeastern	0	307	852	223	217	0	6,065
534	Spoon River	84	0	378	359	226	9	3,758
504	Triton	945	1	15,068	532	869	2,851	37,209
516	Waubensee	870	819	159	1,699	631	0	11,763
539	Wood	18	4	1	73	357	19	4,089
	TOTALS	13,703	37,169	66,141	42,120	19,565	57,058	659,069

SOURCE OF DATA: Annual Enrollment & Completion Data (A1)



Illinois Community College Board  
Table III-4  
SUMMARY OF ANNUAL UNDUPLICATED HEADCOUNT ENROLLMENT BY AGE  
FOR FISCAL YEAR 1998

Dist. No.	District/College	Mean Age	Median Age	16 & Under	17-20	21-24	25-30	31-39	40-55	Over 55	Unknown
522	Belleville	31.13	27.25	45	5,210	4,425	3,474	4,094	4,284	899	47
503	Black Hawk	31.49	26.50	59	3,796	2,595	2,120	2,276	2,428	828	159
508	Chicago	(31.28)	(27.80)	(335)	(22,901)	(27,086)	(28,791)	(26,941)	(21,338)	(6,779)	(120)
	Daley	30.05	26.83	22	3,266	3,795	3,425	3,190	2,464	429	4
	Kennedy-King	31.09	27.67	64	2,801	2,684	2,954	2,965	2,164	610	23
	Malcolm X	31.32	28.42	53	3,345	3,684	4,096	4,348	3,036	775	19
	Olive-Harvey	29.69	25.67	77	3,737	2,903	2,547	2,345	2,062	536	17
	Truman	34.55	30.17	61	3,711	5,556	7,325	6,485	5,200	3,289	7
	Washington	32.63	29.83	13	1,763	3,238	4,251	3,959	3,349	629	23
	Wilbur Wright	29.63	26.00	45	4,278	5,226	4,193	3,649	3,063	511	27
507	Danville	30.05	25.00	17	1,301	883	573	673	825	152	245
502	DuPage	32.69	27.50	94	11,379	10,822	8,246	8,340	9,503	3,961	277
509	Elgin	29.88	26.08	221	3,835	3,316	2,702	2,802	2,569	497	110
512	Harper	29.20	25.25	36	5,770	5,991	4,363	3,893	3,503	564	115
540	Heartland	27.86	23.58	4	1,474	1,888	902	833	693	100	0
519	Highland	36.23	34.83	23	1,256	842	848	1,361	2,096	629	67
514	Illinois Central	29.70	25.25	48	5,120	4,218	3,096	2,957	3,147	579	83
529	Illinois Eastern	(35.39)	(32.73)	(795)	(3,172)	(2,030)	(2,881)	(4,914)	(9,582)	(3,060)	(82)
	Frontier	35.40	34.17	729	1,059	429	749	1,213	1,765	739	66
	Lincoln Trail	33.82	29.00	27	496	290	319	348	400	210	9
	Olney Central	30.57	25.25	4	673	383	270	340	383	105	1
	Wabash	41.77	42.50	35	944	928	1,543	3,013	7,034	2,006	6
513	Illinois Valley	31.48	27.08	24	1,911	1,053	816	1,050	1,427	316	170
525	Joliet	30.32	25.75	48	5,180	3,344	2,277	2,934	3,495	529	5
520	Kankakee	31.62	27.75	161	2,287	1,555	1,403	1,644	1,981	462	306
501	Kaskaskia	30.79	27.25	11	1,516	959	771	1,014	1,114	185	112
523	Kishwaukee	27.81	23.67	22	1,456	1,656	967	734	646	102	5
532	Lake County	30.69	27.29	31	5,187	5,106	4,274	4,723	4,241	723	1
517	Lake Land	30.19	26.33	37	2,572	2,073	1,687	1,763	1,851	281	3
536	Lewis & Clark	28.25	23.00	646	3,068	1,589	1,208	1,309	1,388	308	100
526	Lincoln Land	32.48	29.33	17	2,950	2,460	2,154	2,789	3,196	640	5,940
530	Logan	32.37	26.92	55	2,228	2,325	1,477	1,448	2,050	741	25
528	McHenry	30.37	26.38	55	2,727	1,923	1,438	1,822	1,859	308	52
541	Metropolitan	30.67	25.58	4	352	364	345	223	151	118	1
524	Moraine Valley	27.77	23.25	29	6,826	5,473	3,140	3,015	2,762	340	337
527	Morton	30.06	26.42	12	1,503	1,539	1,341	1,304	958	248	28
535	Oakton	33.71	29.17	20	4,368	5,034	3,751	4,037	5,451	1,900	4
505	Parkland	28.66	23.92	41	3,498	3,872	2,189	1,879	1,860	349	25
515	Prairie State	32.25	28.08	29	2,617	2,079	1,670	2,002	2,329	642	200
521	Rend Lake	36.87	36.58	39	1,377	891	1,090	1,726	2,959	748	12
537	Richland	30.89	26.83	20	1,542	1,129	921	1,064	1,124	234	118
511	Rock Valley	31.59	28.17	23	2,938	2,454	2,175	2,623	2,682	505	0
518	Sandburg	32.75	28.50	59	1,413	959	832	982	1,254	420	81
506	Sauk Valley	31.72	27.00	22	1,225	793	576	729	939	250	28
531	Shawnee	32.33	28.50	54	1,149	655	548	771	962	274	8
510	South Suburban	31.46	27.33	56	3,325	2,707	2,157	2,450	2,927	617	426
533	Southeastern	31.24	27.75	70	1,383	1,050	1,048	1,148	1,058	281	27
534	Spoon River	28.23	23.00	12	1,188	993	510	468	451	128	8
504	Triton	31.77	28.42	127	5,031	4,814	4,878	5,047	5,136	1,100	11,076
516	Waubensee	29.80	25.50	89	3,083	2,482	1,842	1,954	1,960	347	6
539	Wood	<u>29.92</u>	<u>25.17</u>	<u>14</u>	<u>1,202</u>	<u>800</u>	<u>576</u>	<u>683</u>	<u>677</u>	<u>134</u>	<u>3</u>
TOTALS/AVERAGE		31.51	27.42	3,504	140,316	126,227	106,057	112,419	118,856	31,278	20,412

SOURCE OF DATA: A1 Submission

## Illinois Community College Board

Table III-5

SUMMARY OF ANNUAL UNDUPLICATED HEADCOUNT ENROLLMENT BY ETHNIC ORIGIN  
FOR FISCAL YEAR 1998

Dist. No.	District/College	Asian or Pacific Islander	American Indian or Alaskan	Black Non- Hispanic	Hispanic	White Non- Hispanic	Non- Resident Alien	All Other or No Indication	Total
522	Belleville	448	174	2,489	466	18,852	49	0	22,478
503	Black Hawk	174	61	1,212	1,514	11,300	0	0	14,261
508	Chicago	(9,665)	(692)	(50,600)	(45,098)	(26,465)	(0)	(1,771)	(134,291)
	Daley	299	65	3,387	9,215	3,459	0	170	16,595
	Kennedy-King	385	73	11,815	1,536	403	0	53	14,265
	Malcolm X	1,111	100	11,207	5,362	1,359	0	217	19,356
	Olive-Harvey	76	91	11,006	2,750	264	0	37	14,224
	Truman	4,030	162	4,155	13,842	8,854	0	591	31,634
	Washington	2,405	122	7,109	3,288	3,813	0	488	17,225
	Wilbur Wright	1,359	79	1,921	9,105	8,313	0	215	20,992
507	Danville	34	3	407	83	4,142	0	0	4,669
502	DuPage	5,751	83	1,588	4,503	39,400	12	1,285	52,622
509	Elgin	701	43	639	3,451	11,195	23	0	16,052
512	Harper	2,621	35	696	3,246	17,360	277	0	24,235
540	Heartland	131	24	526	116	5,087	10	0	5,894
519	Highland	64	22	480	129	6,320	8	99	7,122
514	Illinois Central	323	57	1,705	317	16,816	30	0	19,248
529	Illinois Eastern	(89)	(52)	(355)	(246)	(25,761)	(13)	(0)	(26,516)
	Frontier	22	5	5	5	6,711	1	0	6,749
	Lincoln Trail	9	8	216	44	1,818	4	0	2,099
	Olney Central	9	4	20	9	2,112	5	0	2,159
	Wabash	49	35	114	188	15,120	3	0	15,509
513	Illinois Valley	81	17	174	428	6,065	2	0	6,767
525	Joliet	269	49	1,365	1,370	14,747	12	0	17,812
520	Kankakee	77	27	1,334	411	7,945	5	0	9,799
501	Kaskaskia	31	26	423	82	5,101	5	14	5,682
523	Kishwaukee	222	16	494	759	4,086	11	0	5,588
532	Lake County	1,035	94	2,102	3,488	15,724	1,843	0	24,286
517	Lake Land	78	43	963	211	8,943	29	0	10,267
536	Lewis & Clark	54	23	550	67	8,886	36	0	9,616
526	Lincoln Land	171	37	903	120	18,881	34	0	20,146
530	Logan	188	46	750	132	9,229	4	0	10,349
528	McHenry	126	16	32	1,416	8,541	53	0	10,184
541	Metropolitan	4	4	1,502	7	41	0	0	1,558
524	Moraine Valley	298	129	1,006	1,069	17,987	1,433	0	21,922
527	Morton	132	4	71	3,911	2,681	134	0	6,933
535	Oakton	3,443	58	880	1,613	18,571	0	0	24,565
505	Parkland	607	56	1,709	368	10,298	675	0	13,713
515	Prairie State	109	25	2,641	670	4,594	15	3,514	11,568
521	Rend Lake	51	17	324	151	8,296	3	0	8,842
537	Richland	67	25	736	64	5,255	5	0	6,152
511	Rock Valley	341	45	980	860	11,140	33	1	13,400
518	Sandburg	27	16	395	193	5,344	25	0	6,000
506	Sauk Valley	36	21	52	286	4,166	1	0	4,562
531	Shawnee	29	15	646	27	3,704	0	0	4,421
510	South Suburban	118	44	5,743	1,401	7,264	95	0	14,665
533	Southeastern	20	21	1,435	219	4,358	1	11	6,065
534	Spoon River	75	9	172	49	3,428	25	0	3,758
504	Triton	1,149	125	5,056	4,965	25,841	73	0	37,209
516	Waubensee	168	83	705	2,691	8,113	3	0	11,763
539	Wood	34	9	124	42	3,869	11	0	4,089
TOTALS		29,041	2,346	93,964	86,239	435,796	4,988	6,695	659,069

SOURCE OF DATA: Annual Enrollment &amp; Completion Data (A1)

Illinois Community College Board  
Table III-6  
HIGHEST DEGREE PREVIOUSLY EARNED FOR FISCAL YEAR 1998  
ILLINOIS PUBLIC COMMUNITY COLLEGE STUDENTS

Dist. No.	District	High		Some College	Certificate	Assoc Degree	Bach Degree	Masters Degree	1st Prof* Degree	Doctoral Degree	Unknown/ Other	Total
		GED	School Diploma									
522	Belleville	919	8,022	6,234	850	1,607	1,114	422	43	30	3237	22,478
503	Black Hawk	1,075	5,946	1,284	323	464	696	198	5	17	4253	14,261
508	Chicago	(6,257)	(53,997)	(0)	(0)	(110)	(398)	(79)	(2)	(9)	(73,439)	(134,291)
	Daley	1,131	8,075	0	0	3	16	7	0	2	7361	16,595
	Kennedy-King	1,002	4,557	0	0	2	22	3	1	0	8678	14,265
	Malcolm X	684	4,228	0	0	13	66	2	0	1	14362	19,356
	Olive-Harvey	633	4,881	0	0	4	8	3	0	0	8695	14,224
	Truman	965	11,128	0	0	6	17	6	0	0	19512	31,634
	Washington	944	10,199	0	0	21	117	21	0	4	5919	17,225
	Wright	898	10,929	0	0	61	152	37	1	2	8912	20,992
507	Danville	382	2,646	0	92	141	119	32	4	5	1248	4,669
502	DuPage	793	23,446	9,614	179	1,668	6,782	2,237	136	296	7471	52,622
509	Elgin	375	5,479	3,011	303	1,311	555	116	23	12	4867	16,052
512	Harper	630	17,524	0	10	130	696	149	0	0	5096	24,235
540	Heartland	361	3,852	5	52	559	322	78	0	9	656	5,894
519	Highland	329	3,817	407	157	521	504	141	6	25	1215	7,122
514	Illinois Central	934	9,601	3,150	568	2,160	998	338	3	25	1471	19,248
529	Illinois Eastern	(1,474)	(12,501)	(0)	(561)	(1,044)	(444)	(64)	(15)	(4)	(10,409)	(26,516)
	Frontier	172	1,256	0	56	166	18	7	0	1	5073	6,749
	Lincoln Trail	70	785	0	7	17	11	3	1	0	1205	2,099
	Olney Central	168	1,091	0	11	61	6	1	0	1	820	2,159
	Wabash Valley	1,064	9,369	0	487	800	409	53	14	2	3311	15,509
513	Illinois Valley	0	0	0	249	236	290	104	7	11	5870	6,767
525	Joliet	320	10,782	0	0	43	95	10	0	2	6560	17,812
520	Kankakee	470	3,954	4	369	361	324	86	2	12	4217	9,799
501	Kaskaskia	0	0	0	0	0	0	0	0	0	5682	5,682
523	Kishwaukee	62	317	3,360	146	329	155	32	1	6	1180	5,588
532	Lake County	806	15,589	0	808	529	1,604	510	144	78	4218	24,286
517	Lake Land	1,370	5,047	8	834	1,402	629	137	15	11	814	10,267
536	Lewis & Clark	263	2,779	2,527	207	314	236	55	8	7	3220	9,616
526	Lincoln Land	469	9,382	8,981	58	609	204	55	0	9	379	20,146
530	Logan	1	5,983	2,306	119	398	7	1	0	0	1534	10,349
528	McHenry	201	3,752	1,501	492	1,096	544	146	6	20	2426	10,184
541	Metropolitan	0	675	0	0	0	0	0	0	0	883	1,558
524	Moraine Valley	547	11,106	3,948	181	383	583	104	17	50	5003	21,922
527	Morton	154	1,803	428	80	104	127	30	6	6	4195	6,933
535	Oakton	296	7,721	5,918	357	494	2,349	708	0	90	6632	24,565
505	Parkland	594	8,030	0	210	536	883	275	21	60	3104	13,713
515	Prairie State	293	3,142	1,528	234	187	268	99	4	10	5803	11,568
521	Rend Lake	742	5,007	187	235	555	712	209	9	45	1141	8,842
537	Richland	554	3,664	0	6	59	25	6	0	0	1838	6,152
511	Rock Valley	560	6,025	1,976	266	562	379	80	2	5	3545	13,400
518	Sandburg	75	1,494	3	0	88	34	12	2	1	4291	6,000
506	Sauk Valley	148	2,307	257	202	237	87	56	8	11	1249	4,562
531	Shawnee	360	2,607	84	96	150	199	89	7	9	820	4,421
510	South Suburban	58	5,960	2,204	17	120	214	42	1	2	6047	14,665
533	Southeastern	1,251	2,189	361	163	205	149	62	7	9	1669	6,065
534	Spoon River	244	2,316	77	65	62	85	19	5	3	882	3,758
504	Triton	682	10,098	0	823	1,576	0	0	0	0	24030	37,209
516	Waubonsee	443	6,489	0	323	549	773	215	21	20	2930	11,763
539	Wood	<u>170</u>	<u>1,533</u>	<u>1,207</u>	<u>225</u>	<u>164</u>	<u>201</u>	<u>47</u>	<u>8</u>	<u>4</u>	<u>530</u>	<u>4,089</u>
TOTALS		24,662	286,582	60,570	9,860	21,063	23,784	7,043	538	913	224,054	659,069

\*Dental, Law, Medical, Pharmacy, Theology, Veterinary, etc.

BEST COPY AVAILABLE

Illinois Community College Board  
Table III-7  
SUMMARY OF TRANSFER AND GENERAL STUDIES DEGREES AND CERTIFICATES  
AWARDED IN FISCAL YEAR 1998

Dist. No.	District/College	Associate in Arts	Associate in Science	Associate in Arts and Science	Associate in Engineering Science	Associate in Fine Arts	Associate in Liberal Studies & General Ed	Gen Studies Certificates	Grand Total Graduates in Transfer and General Studies Areas
522	Belleville	415	271	0	0	0	0	0	686
503	Black Hawk	236	78	0	0	0	10	0	324
508	Chicago	(927)	(193)	(0)	(0)	(0)	(218)	(2)	(1,340)
	Daley	177	47	0	0	0	3	0	227
	Kennedy-King	68	10	0	0	0	25	0	103
	Malcolm X	41	10	0	0	0	9	0	60
	Olive-Harvey	116	15	0	0	0	12	0	143
	Truman	92	35	0	0	0	38	0	165
	Washington	140	10	0	0	0	83	0	233
	Wilbur Wright	293	66	0	0	0	48	2	409
507	Danville	63	61	0	0	0	0	0	124
502	DuPage	841	211	0	12	0	92	0	1,156
509	Elgin	249	246	0	0	0	0	0	495
512	Harper	697	26	0	0	3	0	0	726
540	Heartland	194	55	0	0	0	0	0	249
519	Highland	71	114	0	2	0	2	0	189
514	Illinois Central	0	0	592	14	0	132	0	738
529	Illinois Eastern	(31)	(332)	(0)	(0)	(0)	(34)	(0)	(397)
	Frontier	1	44	0	0	0	4	0	49
	Lincoln Trail	12	72	0	0	0	15	0	99
	Olney Central	10	116	0	0	0	4	0	130
	Wabash	8	100	0	0	0	11	0	119
513	Illinois Valley	168	76	0	3	0	39	0	286
525	Joliet	299	112	0	0	0	5	0	416
520	Kankakee	41	44	0	1	0	28	0	114
501	Kaskaskia	152	28	0	0	0	12	0	192
523	Kishwaukee	88	191	0	0	0	0	0	279
532	Lake County	346	102	0	0	0	0	3	451
517	Lake Land	109	188	0	0	0	10	0	307
536	Lewis & Clark	22	263	0	0	0	1	0	286
526	Lincoln Land	322	110	0	0	0	0	0	432
530	Logan	150	162	0	4	0	1	0	317
528	McHenry	24	225	0	0	0	17	0	266
541	Metropolitan	29	15	0	0	0	0	0	44
524	Moraine Valley	461	284	0	0	0	0	0	745
527	Morton	79	21	0	0	0	70	0	170
535	Oakton	196	6	0	8	0	0	0	210
505	Parkland	202	143	0	18	5	13	0	381
515	Prairie State	165	35	0	0	0	15	0	215
521	Rend Lake	132	85	0	0	0	0	0	217
537	Richland	117	94	0	8	0	4	0	223
511	Rock Valley	370	74	0	0	0	3	0	447
518	Sandburg	58	53	0	0	1	16	0	128
506	Sauk Valley	68	103	0	0	0	3	0	174
531	Shawnee	107	46	0	1	0	9	0	163
510	South Suburban	106	121	0	1	0	0	0	228
533	Southeastern	72	67	0	0	0	13	0	152
534	Spoon River	103	51	0	0	0	5	0	159
504	Triton	134	107	0	0	0	14	0	255
516	Waubonsee	74	257	0	0	0	17	5	353
539	Wood	54	53	0	0	0	2	0	109
	TOTALS	7,972	4,703	592	72	9	785	10	14,143

SOURCE OF DATA: A1 Submission

Illinois Community College Board  
Table III-8  
SUMMARY OF OCCUPATIONAL DEGREES AND CERTIFICATES AWARDED  
IN FISCAL YEAR 1998

Dist. No.	District/College	Associate in Applied Science	Certificates of One Year or More	Certificates of Less Than One Year	Vocational Skills Certificates	Total
522	Belleville	456	239	266	0	961
503	Black Hawk	266	127	68	0	461
508	Chicago	(868)	(860)	(1,708)	(255)	(3,691)
	Daley	129	25	51	0	205
	Kennedy-King	139	289	220	5	653
	Malcolm X	112	82	133	0	327
	Olive-Harvey	106	71	75	0	252
	Truman	147	179	174	249	749
	Washington	98	60	814	0	972
	Wilbur Wright	137	154	241	1	533
507	Danville	139	29	37	0	205
502	DuPage	602	255	514	0	1,371
509	Elgin	275	127	169	0	571
512	Harper	398	94	219	0	711
540	Heartland	37	13	0	0	50
519	Highland	47	33	23	0	103
514	Illinois Central	519	234	131	1	885
529	Illinois Eastern	(333)	(183)	(115)	(0)	(631)
	Frontier	17	6	38	0	61
	Lincoln Trail	72	71	59	0	202
	Olney Central	147	94	18	0	259
	Wabash	97	12	0	0	109
513	Illinois Valley	122	75	179	0	376
525	Joliet	323	32	51	0	406
520	Kankakee	178	56	2	0	236
501	Kaskaskia	185	162	52	0	399
523	Kishwaukee	133	24	85	0	242
532	Lake County	324	67	209	0	600
517	Lake Land	288	251	108	0	647
536	Lewis & Clark	273	95	143	0	511
526	Lincoln Land	233	70	181	0	484
530	Logan	215	162	5	0	382
528	McHenry	56	35	176	0	267
541	Metropolitan	6	13	4	4	27
524	Moraine Valley	303	79	141	0	523
527	Morton	112	50	47	0	209
535	Oakton	160	36	151	0	347
505	Parkland	385	78	65	0	528
515	Prairie State	158	70	34	0	262
521	Rend Lake	136	101	38	0	275
537	Richland	135	44	14	0	193
511	Rock Valley	172	61	310	0	543
518	Sandburg	113	104	67	0	284
506	Sauk Valley	126	30	79	2	237
531	Shawnee	80	49	0	0	129
510	South Suburban	256	72	207	0	535
533	Southeastern	112	198	184	0	494
534	Spoon River	68	49	7	0	124
504	Triton	445	219	124	0	788
516	Waubonsee	135	53	258	0	446
539	Wood	88	51	112	1	252
	TOTALS	9,260	4,580	6,283	263	20,386

SOURCE OF DATA: A1 Submission

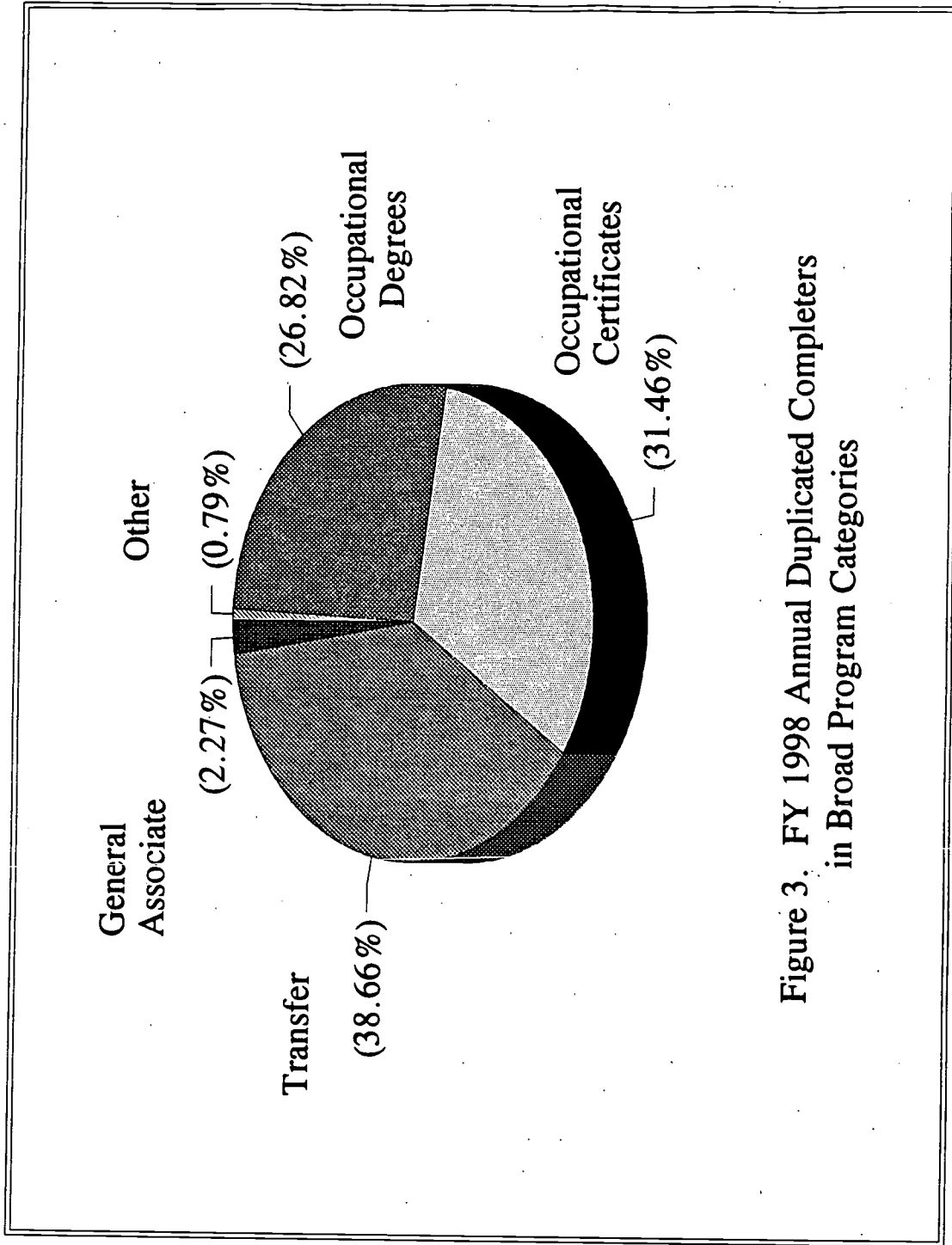


Figure 3. FY 1998 Annual Duplicated Completers in Broad Program Categories



Illinois Community College Board  
Table III-9  
ANNUAL DUPLICATED COMPLETERS BY ACADEMIC PROGRAM BY COLLEGE  
FOR FISCAL YEAR 1998

Dist. No.	District/College	Associate in General Studies	Associate in Arts	Associate in Science	Associate in Arts & Science	Associate in Fine Arts	Associate in Engineering Science	Agricultural Business & Mgmt. General 12 010101	Agricultural Mechanics, General 12 010201	Agricultural Production, General 12 010301
522	Belleville	0	415	271	0	0	0	0	0	0
503	Black Hawk	0	236	78	0	0	0	2	0	9
508	Chicago	(2)	(927)	(193)	(0)	(0)	(0)	(0)	(0)	(0)
	Daley	0	177	47	0	0	0	0	0	0
	Kennedy-King	0	68	10	0	0	0	0	0	0
	Malcolm X	0	41	10	0	0	0	0	0	0
	Olive-Harvey	0	116	15	0	0	0	0	0	0
	Truman	0	92	35	0	0	0	0	0	0
	Washington	0	140	10	0	0	0	0	0	0
	Wilbur Wright	2	293	66	0	0	0	0	0	0
507	Danville	0	63	61	0	0	0	0	0	0
502	DuPage	0	841	211	0	0	12	0	0	0
509	Elgin	0	249	246	0	0	0	0	0	0
512	Harper	0	697	26	0	3	0	0	0	0
540	Heartland	0	194	55	0	0	0	0	0	0
519	Highland	0	71	114	0	0	2	0	0	0
514	Illinois Central	0	0	0	592	0	14	12	18	0
529	Illinois Eastern	(0)	(31)	(332)	(0)	(0)	(0)	(14)	(0)	(6)
	Frontier	0	1	44	0	0	0	0	0	0
	Lincoln Trail	0	12	72	0	0	0	0	0	0
	Olney Central	0	10	116	0	0	0	0	0	0
	Wabash	0	8	100	0	0	0	14	0	6
513	Illinois Valley	0	168	76	0	0	3	0	0	0
525	Joliet	0	299	112	0	0	0	15	0	16
520	Kankakee	0	41	44	0	0	1	0	0	0
501	Kaskaskia	0	152	28	0	0	0	11	0	0
523	Kishwaukee	0	88	191	0	0	0	0	4	6
532	Lake County	3	346	102	0	0	0	0	0	0
517	Lake Land	0	109	188	0	0	0	16	24	10
536	Lewis & Clark	0	22	263	0	0	0	1	0	0
526	Lincoln Land	0	322	110	0	0	0	0	0	19
530	Logan	0	150	162	0	0	4	0	0	0
528	McHenry	0	24	225	0	0	0	0	0	0
541	Metropolitan	0	29	15	0	0	0	0	0	0
524	Moraine Valley	0	461	284	0	0	0	0	0	0
527	Morton	0	79	21	0	0	0	0	0	0
535	Oakton	0	196	6	0	0	8	0	0	0
505	Parkland	0	202	143	0	5	18	7	0	0
515	Prairie State	0	165	35	0	0	0	0	0	0
521	Rend Lake	0	132	85	0	0	0	1	3	7
537	Richland	0	117	94	0	0	8	0	0	0
511	Rock Valley	0	370	74	0	0	0	0	0	0
518	Sandburg	0	58	53	0	1	0	0	0	6
506	Sauk Valley	0	68	103	0	0	0	0	0	0
531	Shawnee	0	107	46	0	0	1	0	0	1
510	South Suburban	0	106	121	0	0	1	0	0	0
533	Southeastern	0	72	67	0	0	0	0	2	0
534	Spoon River	0	103	51	0	0	0	0	13	6
504	Triton	0	134	107	0	0	0	0	0	0
516	Waubonsee	5	74	257	0	0	0	0	0	0
539	Wood	0	54	53	0	0	0	16	0	0
	TOTALS	10	7,972	4,703	592	9	72	95	64	86

SOURCE OF DATA: Annual Enrollment & Completion Data (A1)



Illinois Community College Board  
 Table III-9  
 ANNUAL DUPLICATED COMPLETERS BY ACADEMIC PROGRAM BY COLLEGE  
 FOR FISCAL YEAR 1998

Dist. No.	District/College	Animal Production 12 010102	Crop Production Operations & Management 12 010104	Horseshandling & Care 12 010507	Horticulture, General 12 010601	Arboriculture 12 010602	Ornamental Horticulture 12 010603	Greenhouse Operation/Mgmt 12 010604	Landscaping 12 010605	Nursery Operations/Mgmt 12 010606
522	Belleville	0	0	0	13	0	0	0	0	0
503	Black Hawk	40	0	18	9	0	0	0	0	0
508	Chicago	(0)	(0)	(0)	(0)	(0)	(0)	(0)	(0)	(0)
	Daley	0	0	0	0	0	0	0	0	0
	Kennedy-King	0	0	0	0	0	0	0	0	0
	Malcolm X	0	0	0	0	0	0	0	0	0
	Olive-Harvey	0	0	0	0	0	0	0	0	0
	Truman	0	0	0	0	0	0	0	0	0
	Washington	0	0	0	0	0	0	0	0	0
	Wilbur Wright	0	0	0	0	0	0	0	0	0
507	Danville	0	0	0	0	0	7	0	7	0
502	DuPage	0	0	0	18	0	1	0	2	2
509	Elgin	0	0	0	0	0	0	0	0	0
512	Harper	0	0	0	9	1	16	0	1	0
540	Heartland	0	0	0	0	0	0	0	0	0
519	Highland	0	0	0	0	0	0	0	0	0
514	Illinois Central	0	0	0	25	0	0	0	0	0
529	Illinois Eastern	(0)	(0)	(0)	(9)	(0)	(0)	(0)	(0)	(0)
	Frontier	0	0	0	0	0	0	0	0	0
	Lincoln Trail	0	0	0	9	0	0	0	0	0
	Olney Central	0	0	0	0	0	0	0	0	0
	Wabash	0	0	0	0	0	0	0	0	0
513	Illinois Valley	0	0	0	0	0	0	0	0	0
525	Joliet	1	0	0	19	0	3	0	0	1
520	Kankakee	0	0	0	0	0	0	0	0	0
501	Kaskaskia	0	0	0	12	0	0	0	0	0
523	Kishwaukee	0	0	0	6	0	3	7	9	5
532	Lake County	0	0	0	0	4	9	0	8	0
517	Lake Land	0	2	0	11	0	0	0	0	0
536	Lewis & Clark	0	0	0	0	0	0	0	0	0
526	Lincoln Land	0	0	0	0	0	0	0	0	0
530	Logan	0	0	0	0	0	0	0	0	0
528	McHenry	0	0	0	4	0	1	0	3	0
541	Metropolitan	0	0	0	0	0	0	0	0	0
524	Moraine Valley	0	0	0	0	0	0	0	0	0
527	Morton	0	0	0	0	0	0	0	0	0
535	Oakton	0	0	0	0	0	0	0	0	0
505	Parkland	3	0	0	0	0	0	0	0	0
515	Prairie State	0	0	0	0	0	0	0	0	0
521	Rend Lake	0	0	0	6	0	0	0	0	0
537	Richland	0	0	0	6	0	0	0	0	0
511	Rock Valley	0	0	0	0	0	0	0	0	0
518	Sandburg	0	0	0	0	0	0	0	0	0
506	Sauk Valley	0	0	0	0	0	0	0	0	0
531	Shawnee	0	0	0	0	0	0	0	0	0
510	South Suburban	0	0	0	0	0	0	0	0	0
533	Southeastern	0	0	0	6	6	0	0	0	0
534	Spoon River	0	0	0	0	0	0	0	0	0
504	Triton	0	0	0	0	0	0	3	9	0
516	Waubonsee	0	0	0	0	0	0	0	0	0
539	Wood	11	0	0	0	0	0	0	0	0
	TOTALS	55	2	18	153	11	40	10	39	8

SOURCE OF DATA: Annual Enrollment & Completion Data (A1)

Illinois Community College Board  
Table III-9  
ANNUAL DUPLICATED COMPLETERS BY ACADEMIC PROGRAM BY COLLEGE  
FOR FISCAL YEAR 1998

Dist. No.	District/College	Turf Management 12 010607	Parks & Grounds Management 12 010610	Forestry Production/Processing, General 12 030401	Wildlife Management 12 030601	Fashion Merchandising 12 080102	Entrepreneurship 12 080101	Financial Services Marketing Operations 12 080401	Industrial Marketing 12 080702	Retailing 12 080705
522	Belleville	0	0	0	0	0	0	0	0	0
503	Black Hawk	0	0	0	0	2	0	0	0	1
508	Chicago	(0)	(0)	(0)	(0)	(0)	(0)	(0)	(0)	(0)
	Daley	0	0	0	0	0	0	0	0	0
	Kennedy-King	0	0	0	0	0	0	0	0	0
	Malcolm X	0	0	0	0	0	0	0	0	0
	Olive-Harvey	0	0	0	0	0	0	0	0	0
	Truman	0	0	0	0	0	0	0	0	0
	Washington	0	0	0	0	0	0	0	0	0
	Wilbur Wright	0	0	0	0	0	0	0	0	0
507	Danville	0	0	0	0	0	0	0	0	0
502	DuPage	1	0	0	0	2	2	0	0	0
509	Elgin	0	0	0	0	0	0	0	0	0
512	Harper	0	2	0	0	2	0	0	3	2
540	Heartland	0	0	0	0	0	0	0	0	0
519	Highland	0	0	0	0	0	0	0	0	0
514	Illinois Central	0	0	0	0	0	0	0	0	0
529	Illinois Eastern	(0)	(0)	(0)	(0)	(0)	(0)	(0)	(0)	(12)
	Frontier	0	0	0	0	0	0	0	0	0
	Lincoln Trail	0	0	0	0	0	0	0	0	0
	Olney Central	0	0	0	0	0	0	0	0	0
	Wabash	0	0	0	0	0	0	0	0	12
513	Illinois Valley	0	0	0	0	0	0	0	0	0
525	Joliet	1	0	0	0	3	0	0	0	6
520	Kankakee	0	0	0	0	0	0	0	0	0
501	Kaskaskia	0	0	0	0	0	0	0	0	0
523	Kishwaukee	9	0	0	0	0	0	0	0	0
532	Lake County	1	0	0	0	0	0	0	0	0
517	Lake Land	0	0	0	0	0	0	0	0	11
536	Lewis & Clark	0	0	0	0	0	0	0	0	0
526	Lincoln Land	0	0	0	0	0	0	0	0	0
530	Logan	0	0	0	0	4	0	0	0	0
528	McHenry	0	0	0	0	0	0	0	0	0
541	Metropolitan	0	0	0	0	0	0	0	0	0
524	Moraine Valley	0	0	0	0	0	0	0	0	1
527	Morton	0	0	0	0	0	0	0	0	0
535	Oakton	0	0	0	0	0	0	0	0	0
505	Parkland	0	0	0	0	0	0	0	0	0
515	Prairie State	0	0	0	0	0	0	0	0	0
521	Rend Lake	0	0	0	0	0	0	0	0	0
537	Richland	0	0	0	0	0	0	0	0	0
511	Rock Valley	0	0	0	0	0	0	0	0	0
518	Sandburg	0	0	0	0	0	0	0	0	0
506	Sauk Valley	0	0	0	0	0	0	0	0	0
531	Shawnee	0	0	0	1	0	0	0	0	0
510	South Suburban	0	0	0	0	1	2	0	0	9
533	Southeastern	0	0	3	13	0	0	0	0	0
534	Spoon River	0	0	0	0	0	0	0	0	0
504	Triton	0	0	0	0	1	0	2	0	0
516	Waubensee	0	0	0	0	0	0	0	0	0
539	Wood	0	0	0	0	0	0	0	0	0
	TOTALS	12	2	3	14	15	4	2	3	42

SOURCE OF DATA: Annual Enrollment & Completion Data (A1)



Illinois Community College Board  
 Table III-9  
 ANNUAL DUPLICATED COMPLETERS BY ACADEMIC PROGRAM BY COLLEGE  
 FOR FISCAL YEAR 1998

Dist. No.	District/College	General Marketing/Sales 12 080706	General Marketing Operations 12 080708	General Distribution Operations 12 080709	Recreation Products/Services Marketing Operations 12 080903	Insurance Marketing Operations 12 081001	Travel Services Marketing 12 081105	Advertising 12 090201	Print Journalism 12 090401	Radio/Television, General 12 090701
522	Belleville	7	0	0	0	0	0	0	0	0
503	Black Hawk	0	0	0	0	0	0	0	0	0
508	Chicago	(34)	(0)	(0)	(0)	(0)	(16)	(0)	(0)	(13)
	Daley	2	0	0	0	0	0	0	0	0
	Kennedy-King	0	0	0	0	0	0	0	0	13
	Malcolm X	0	0	0	0	0	0	0	0	0
	Olive-Harvey	5	0	0	0	0	0	0	0	0
	Truman	0	0	0	0	0	0	0	0	0
	Washington	1	0	0	0	0	16	0	0	0
	Wilbur Wright	26	0	0	0	0	0	0	0	0
507	Danville	8	0	0	0	0	0	0	0	0
502	DuPage	27	0	29	0	0	182	0	0	0
509	Elgin	6	0	0	0	0	10	0	0	0
512	Harper	5	0	26	0	3	0	0	3	0
540	Heartland	0	0	0	0	0	0	0	0	0
519	Highland	0	0	0	0	0	0	0	0	0
514	Illinois Central	3	0	2	0	0	0	0	0	0
529	Illinois Eastern	(4)	(0)	(0)	(0)	(0)	(0)	(0)	(0)	(0)
	Frontier	0	0	0	0	0	0	0	0	0
	Lincoln Trail	0	0	0	0	0	0	0	0	0
	Olney Central	0	0	0	0	0	0	0	0	0
	Wabash	4	0	0	0	0	0	0	0	0
513	Illinois Valley	4	0	0	0	0	0	0	0	0
525	Joliet	12	0	0	0	0	0	0	0	0
520	Kankakee	0	0	0	0	0	0	0	0	0
501	Kaskaskia	0	0	0	0	0	0	0	0	0
523	Kishwaukee	0	0	0	0	0	0	0	0	0
532	Lake County	16	0	0	0	0	0	0	0	0
517	Lake Land	5	0	0	0	0	0	0	0	4
536	Lewis & Clark	0	0	0	0	0	0	0	0	15
526	Lincoln Land	0	0	0	0	0	0	0	0	0
530	Logan	9	0	0	0	0	3	0	0	0
528	McHenry	1	0	0	0	0	0	0	0	0
541	Metropolitan	0	0	0	0	0	0	0	0	0
524	Moraine Valley	0	0	0	5	0	33	0	0	0
527	Morton	1	0	0	0	0	0	0	0	0
535	Oakton	2	3	3	0	0	0	0	0	0
505	Parkland	3	0	0	0	0	13	0	0	0
515	Prairie State	0	0	0	0	0	0	2	0	3
521	Rend Lake	0	0	0	0	0	0	0	0	0
537	Richland	0	0	0	0	0	0	0	0	0
511	Rock Valley	4	0	0	0	0	0	0	0	0
518	Sandburg	5	0	0	0	0	0	0	0	0
506	Sauk Valley	5	0	0	0	0	0	0	0	0
531	Shawnee	0	0	0	0	0	0	0	0	0
510	South Suburban	3	0	0	0	0	0	0	0	0
533	Southeastern	0	0	0	0	0	0	0	0	0
534	Spoon River	0	0	0	0	0	0	0	0	0
504	Triton	9	0	1	0	0	0	0	0	0
516	Waubonsee	2	1	0	0	0	7	0	0	0
539	Wood	0	0	0	0	0	0	0	0	0
	TOTALS	175	4	61	5	3	264	2	3	35

SOURCE OF DATA: Annual Enrollment & Completion Data (A1)



Illinois Community College Board  
Table III-9  
ANNUAL DUPLICATED COMPLETERS BY ACADEMIC PROGRAM BY COLLEGE  
FOR FISCAL YEAR 1998

Dist. No.	District/College	Educational Media Technology 12 100101	Radio/Television Production 12 100104	Funeral Services 12 120301	Cosmetology 12 120403	Make-up Artist 12 120406	Baker/Pastry Chef 12 120501	Culinary Arts/Chef Training 12 120503	Food & Beverage/Restaurant Operations Manager 12 120504	Teacher Assistant/Aide 12 131501
522	Belleville	0	0	0	16	0	0	3	4	0
503	Black Hawk	0	0	0	0	0	0	1	2	0
508	Chicago	(0)	(0)	(23)	(87)	(20)	(2)	(76)	(6)	(4)
	Daley	0	0	0	0	0	0	0	0	0
	Kennedy-King	0	0	0	0	0	2	76	6	2
	Malcolm X	0	0	23	0	0	0	0	0	1
	Olive-Harvey	0	0	0	0	0	0	0	0	0
	Truman	0	0	0	87	20	0	0	0	0
	Washington	0	0	0	0	0	0	0	0	1
	Wilbur Wright	0	0	0	0	0	0	0	0	0
507	Danville	0	0	0	0	0	0	0	0	1
502	DuPage	9	0	0	0	0	13	10	4	0
509	Elgin	0	0	0	0	0	7	19	7	10
512	Harper	0	0	0	0	0	4	2	7	0
540	Heartland	0	0	0	0	0	0	0	0	0
519	Highland	0	0	0	13	0	0	0	0	0
514	Illinois Central	0	0	0	0	0	0	18	0	0
529	Illinois Eastern	(0)	(7)	(0)	(13)	(0)	(0)	(23)	(0)	(7)
	Frontier	0	0	0	0	0	0	0	0	2
	Lincoln Trail	0	0	0	0	0	0	23	0	5
	Olney Central	0	0	0	10	0	0	0	0	0
	Wabash	0	7	0	3	0	0	0	0	0
513	Illinois Valley	0	0	0	0	0	0	12	0	0
525	Joliet	0	0	0	0	0	0	18	14	5
520	Kankakee	0	0	0	0	0	0	0	0	1
501	Kaskaskia	0	0	0	17	0	0	22	0	0
523	Kishwaukee	0	0	0	0	0	0	0	0	0
532	Lake County	0	0	0	0	0	0	7	12	0
517	Lake Land	0	0	0	34	0	0	5	0	0
536	Lewis & Clark	0	0	0	0	0	0	0	3	13
526	Lincoln Land	0	0	0	0	0	0	21	0	1
530	Logan	0	0	0	35	0	0	0	0	2
528	McHenry	0	0	0	0	0	0	0	0	0
541	Metropolitan	0	0	0	0	0	0	0	0	0
524	Moraine Valley	0	0	0	0	0	3	0	18	9
527	Morton	0	0	0	0	0	0	0	0	0
535	Oakton	0	0	0	0	0	0	0	2	0
505	Parkland	0	2	0	0	0	0	0	5	0
515	Prairie State	0	0	0	0	0	0	0	0	0
521	Rend Lake	0	0	0	0	0	0	16	0	0
537	Richland	0	0	0	0	0	0	0	0	0
511	Rock Valley	0	0	0	0	0	0	0	0	0
518	Sandburg	0	0	14	10	0	0	0	0	0
506	Sauk Valley	0	0	0	0	0	0	0	0	0
531	Shawnee	0	0	0	7	0	0	1	0	4
510	South Suburban	0	0	0	0	0	0	0	0	3
533	Southeastern	0	0	0	8	0	0	2	0	0
534	Spoon River	0	0	0	0	0	0	0	0	0
504	Triton	0	0	0	0	0	0	12	2	0
516	Waubonsee	0	0	0	0	0	0	0	0	0
539	Wood	0	4	0	2	0	0	0	0	0
	TOTALS	9	13	37	245	20	29	268	86	60

SOURCE OF DATA: Annual Enrollment & Completion Data (A1)



Illinois Community College Board  
 Table III-9  
 ANNUAL DUPLICATED COMPLETERS BY ACADEMIC PROGRAM BY COLLEGE  
 FOR FISCAL YEAR 1998

Dist. No.	District/College	Civil Technology 12 150201	Computer Technology 12 150301	Electronic Technology 12 150303	Telecommunication Electronics Technology 12 150310	Biomedical Equipment Technology 12 150401	Computer Servicing Technology 12 150402	Electromechanical Technology 12 150403	Instrumentation Technology 12 150404	Robotics Technology 12 150405
522	Belleville	0	0	0	0	0	0	0	0	0
503	Black Hawk	2	0	0	0	0	4	9	8	3
508	Chicago	(0)	(0)	(17)	(1)	(0)	(5)	(0)	(0)	(0)
	Daley	0	0	0	1	0	0	0	0	0
	Kennedy-King	0	0	0	0	0	0	0	0	0
	Malcolm X	0	0	0	0	0	0	0	0	0
	Olive-Harvey	0	0	0	0	0	5	0	0	0
	Truman	0	0	17	0	0	0	0	0	0
	Washington	0	0	0	0	0	0	0	0	0
	Wilbur Wright	0	0	0	0	0	0	0	0	0
507	Danville	0	0	0	0	0	0	0	0	0
502	DuPage	0	0	8	0	0	15	0	0	1
509	Elgin	0	0	4	0	0	0	0	0	0
512	Harper	0	0	20	0	0	0	0	0	0
540	Heartland	0	0	2	0	0	0	0	0	0
519	Highland	0	0	3	0	0	0	0	0	0
514	Illinois Central	0	0	41	0	0	0	0	0	4
529	Illinois Eastern	(0)	(0)	(6)	(28)	(0)	(0)	(0)	(0)	(0)
	Frontier	0	0	0	0	0	0	0	0	0
	Lincoln Trail	0	0	0	28	0	0	0	0	0
	Olney Central	0	0	0	0	0	0	0	0	0
	Wabash	0	0	6	0	0	0	0	0	0
513	Illinois Valley	0	0	13	0	0	0	0	0	1
525	Joliet	0	0	13	0	0	0	0	0	0
520	Kankakee	0	0	4	0	0	0	0	0	0
501	Kaskaskia	0	0	33	0	0	0	0	0	1
523	Kishwaukee	0	0	11	0	0	0	0	0	0
532	Lake County	4	0	13	0	0	0	0	0	0
517	Lake Land	16	0	15	7	0	0	5	0	0
536	Lewis & Clark	0	0	0	0	0	0	0	0	0
526	Lincoln Land	0	0	12	0	0	0	0	0	0
530	Logan	0	0	6	0	0	0	0	0	0
528	McHenry	0	0	17	0	0	0	0	0	0
541	Metropolitan	0	0	0	0	0	0	0	0	0
524	Moraine Valley	0	5	10	0	0	0	0	2	0
527	Morton	0	0	0	5	0	0	0	0	0
535	Oakton	0	0	8	0	0	0	0	0	0
505	Parkland	0	0	1	0	0	7	0	0	0
515	Prairie State	0	0	7	0	0	0	0	0	0
521	Rend Lake	0	6	2	0	0	0	0	0	0
537	Richland	0	0	0	0	1	0	0	0	0
511	Rock Valley	0	0	9	0	0	0	0	0	0
518	Sandburg	0	0	12	0	0	0	0	0	0
506	Sauk Valley	0	0	7	0	0	0	0	0	0
531	Shawnee	0	0	6	0	0	0	0	0	0
510	South Suburban	0	0	16	0	2	0	0	0	0
533	Southeastern	0	0	0	0	0	0	0	0	0
534	Spoon River	0	0	11	0	0	0	0	0	0
504	Triton	0	0	2	0	0	16	0	0	3
516	Waubonsee	0	0	32	0	0	0	0	0	4
539	Wood	0	0	15	0	0	0	0	0	0
	TOTALS	22	11	377	41	3	47	14	10	17

SOURCE OF DATA: Annual Enrollment & Completion Data (A1)



Illinois Community College Board  
Table III-9  
ANNUAL DUPLICATED COMPLETERS BY ACADEMIC PROGRAM BY COLLEGE  
FOR FISCAL YEAR 1998

Dist. No.	District/College	Automated Manufacturing Technology 12 150411	Environmental & Pollution Tech/Technician 12 150507	Industrial Technology 12 150603	Plastic Technology 12 150607	Metallurgical Technology/ Technician 12 150611	Quality Control Technology 12 150702	Mechanical Design Technology 12 150805	Computer-Aided Design 12 150810	Mining Technology/Technician 12 151001
522	Belleville	0	0	1	0	0	0	0	0	0
503	Black Hawk	4	5	7	0	0	0	1	8	0
508	Chicago	(0)	(13)	(0)	(0)	(0)	(0)	(0)	(64)	(0)
	Daley	0	0	0	0	0	0	0	12	0
	Kennedy-King	0	0	0	0	0	0	0	0	0
	Malcolm X	0	0	0	0	0	0	0	0	0
	Olive-Harvey	0	0	0	0	0	0	0	0	0
	Truman	0	0	0	0	0	0	0	0	0
	Washington	0	0	0	0	0	0	0	0	0
	Wilbur Wright	0	13	0	0	0	0	0	52	0
507	Danville	0	0	10	0	0	0	0	3	0
502	DuPage	1	0	2	18	0	0	0	4	0
509	Elgin	4	0	0	5	0	0	0	15	0
512	Harper	5	0	1	0	0	1	4	2	0
540	Heartland	0	0	0	0	0	0	0	3	0
519	Highland	0	0	1	0	0	0	0	4	0
514	Illinois Central	0	0	4	0	0	0	13	3	0
529	Illinois Eastern	(0)	(0)	(2)	(0)	(3)	(2)	(2)	(4)	(1)
	Frontier	0	0	0	0	0	0	0	0	0
	Lincoln Trail	0	0	0	0	0	2	2	4	0
	Olney Central	0	0	0	0	3	0	0	0	0
	Wabash	0	0	2	0	0	0	0	0	1
513	Illinois Valley	4	0	0	1	0	0	7	2	0
525	Joliet	0	0	3	0	0	0	2	0	0
520	Kankakee	0	0	0	0	0	0	0	7	0
501	Kaskaskia	0	0	0	0	0	0	0	6	0
523	Kishwaukee	1	0	0	0	0	2	0	14	0
532	Lake County	5	0	0	0	0	0	5	7	0
517	Lake Land	0	0	0	0	0	0	3	26	0
536	Lewis & Clark	0	0	1	0	0	0	0	11	0
526	Lincoln Land	0	0	0	0	0	0	0	0	0
530	Logan	9	0	0	0	0	0	0	10	0
528	McHenry	0	0	1	0	0	0	3	1	0
541	Metropolitan	0	0	0	0	0	0	0	0	0
524	Moraine Valley	1	0	0	0	0	27	4	0	0
527	Morton	0	0	0	0	0	0	0	5	0
535	Oakton	1	0	0	0	0	0	1	9	0
505	Parkland	0	0	3	0	0	0	0	1	0
515	Prairie State	0	0	0	0	0	0	2	5	0
521	Rend Lake	0	0	1	0	0	0	0	1	1
537	Richland	3	0	2	0	0	0	0	0	0
511	Rock Valley	0	0	10	0	0	5	0	15	0
518	Sandburg	0	0	0	0	0	0	6	2	0
506	Sauk Valley	0	0	0	0	0	1	4	3	0
531	Shawnee	0	0	0	0	0	0	0	0	0
510	South Suburban	1	0	0	0	0	0	0	13	0
533	Southeastern	0	0	0	0	0	0	0	0	0
534	Spoon River	0	0	0	0	0	0	0	0	0
504	Triton	12	0	0	0	0	4	3	7	0
516	Waubonsee	0	0	0	0	0	2	0	7	0
539	Wood	0	0	0	0	0	0	0	3	0
	TOTALS	51	18	49	24	3	44	60	265	2

SOURCE OF DATA: Annual Enrollment & Completion Data (A1)

Illinois Community College Board  
 Table III-9  
 ANNUAL DUPLICATED COMPLETERS BY ACADEMIC PROGRAM BY COLLEGE  
 FOR FISCAL YEAR 1998

Dist. No.	District/College	Construction/Building Technology/Technician 12 151001	Surveying 12 151102	Child Care & Development 12 200202	Fashion Design & Coordination 12 200306	Food Production Management, General 12 200401	Dietetic Aide/Assisting 12 200404	Home Furnishings/Equipmt. Installers & Consultants, Other 12 200501	Elder Care Provider/Companion 12 200602	Custodial Services 12 200604
522	Belleville	0	0	13	0	6	0	0	0	0
503	Black Hawk	0	0	35	0	0	0	3	0	0
508	Chicago	(0)	(0)	(307)	(0)	(755)	(24)	(0)	(0)	(0)
	Daley	0	0	11	0	0	0	0	0	0
	Kennedy-King	0	0	24	0	0	0	0	0	0
	Malcolm X	0	0	27	0	11	24	0	0	0
	Olive-Harvey	0	0	125	0	0	0	0	0	0
	Truman	0	0	101	0	0	0	0	0	0
	Washington	0	0	19	0	744	0	0	0	0
	Wilbur Wright	0	0	0	0	0	0	0	0	0
507	Danville	0	0	7	0	0	0	0	0	0
502	DuPage	0	0	29	7	0	0	12	1	0
509	Elgin	0	0	2	0	0	0	0	0	0
512	Harper	0	0	40	14	0	10	22	0	0
540	Heartland	0	0	3	0	0	0	0	0	0
519	Highland	0	0	16	0	0	0	0	0	0
514	Illinois Central	0	0	24	0	0	8	6	0	3
529	Illinois Eastern	(0)	(0)	(12)	(0)	(0)	(0)	(0)	(0)	(5)
	Frontier	0	0	0	0	0	0	0	0	0
	Lincoln Trail	0	0	0	0	0	0	0	0	5
	Olney Central	0	0	0	0	0	0	0	0	0
	Wabash	0	0	12	0	0	0	0	0	0
513	Illinois Valley	0	0	27	0	0	0	0	0	22
525	Joliet	0	0	2	0	0	0	8	0	0
520	Kankakee	0	0	8	0	0	0	0	0	0
501	Kaskaskia	0	0	9	0	0	0	0	0	8
523	Kishwaukee	0	0	11	0	0	0	0	0	0
532	Lake County	3	0	3	0	0	0	0	0	0
517	Lake Land	0	0	27	0	0	0	0	0	11
536	Lewis & Clark	0	0	25	0	0	0	0	0	0
526	Lincoln Land	0	4	5	0	0	0	0	0	0
530	Logan	0	0	15	0	0	0	0	0	0
528	McHenry	0	0	10	0	0	0	0	0	0
541	Metropolitan	0	0	2	0	0	0	0	0	3
524	Moraine Valley	0	0	18	0	0	0	0	0	0
527	Morton	0	0	0	0	0	0	0	0	0
535	Oakton	0	0	18	0	0	0	0	0	0
505	Parkland	0	0	14	0	0	0	0	0	0
515	Prairie State	0	0	11	0	0	0	5	0	0
521	Rend Lake	0	0	9	0	0	0	0	0	0
537	Richland	0	0	25	0	0	0	0	0	0
511	Rock Valley	0	0	10	0	0	0	0	0	0
518	Sandburg	0	0	5	0	0	0	0	0	44
506	Sauk Valley	0	0	12	0	0	0	0	0	0
531	Shawnee	0	0	16	0	0	0	0	0	0
510	South Suburban	0	0	7	0	0	0	0	0	0
533	Southeastern	0	0	4	0	0	0	0	0	26
534	Spoon River	0	0	0	0	0	0	0	0	0
504	Triton	0	0	34	0	0	0	5	0	0
516	Waubensee	0	0	20	0	0	0	0	0	0
539	Wood	0	0	2	0	0	2	0	0	0
	TOTALS	3	4	842	21	761	49	61	1	122

SOURCE OF DATA: Annual Enrollment & Completion Data (A1)



Illinois Community College Board  
Table III-9  
ANNUAL DUPLICATED COMPLETERS BY ACADEMIC PROGRAM BY COLLEGE  
FOR FISCAL YEAR 1998

Dist. No.	District/College	Legal Assisting 12 220103	Technical/Business Writing 12 231101	Library Assisting 12 250301	Parks, Recreation, & Leisure Facilities Mgmt 12 310301	Exercise Sciences/Physiology & Movement Studies 12 310505	Biological Technology/Technician 12 410101	Chemical Technology 12 410301	Corrections 12 430102	Law Enforcement/Police Science 12 430107
522	Belleville	29	0	0	0	0	0	0	0	115
503	Black Hawk	3	1	5	0	0	0	0	0	4
508	Chicago	(0)	(0)	(4)	(0)	(0)	(5)	(3)	(0)	(254)
	Daley	0	0	0	0	0	0	0	0	27
	Kennedy-King	0	0	0	0	0	0	0	0	0
	Malcolm X	0	0	0	0	0	0	0	0	0
	Olive-Harvey	0	0	0	0	0	0	0	0	7
	Truman	0	0	0	0	0	5	3	0	5
	Washington	0	0	0	0	0	0	0	0	5
	Wilbur Wright	0	0	4	0	0	0	0	0	210
507	Danville	0	0	0	0	0	0	0	0	8
502	DuPage	0	0	35	1	0	0	0	0	32
509	Elgin	26	0	0	0	0	0	0	0	13
512	Harper	46	0	0	0	12	0	0	0	16
540	Heartland	0	0	0	0	0	0	0	0	0
519	Highland	0	0	0	0	0	0	0	0	0
514	Illinois Central	23	0	1	0	0	0	0	0	39
529	Illinois Eastern	(0)	(0)	(0)	(0)	(0)	(0)	(0)	(0)	(8)
	Frontier	0	0	0	0	0	0	0	0	0
	Lincoln Trail	0	0	0	0	0	0	0	0	0
	Olney Central	0	0	0	0	0	0	0	0	8
	Wabash	0	0	0	0	0	0	0	0	0
513	Illinois Valley	0	0	0	0	0	0	0	0	13
525	Joliet	0	0	0	0	0	0	0	15	10
520	Kankakee	0	0	0	0	0	0	0	0	19
501	Kaskaskia	0	0	0	0	0	0	0	0	30
523	Kishwaukee	0	0	0	0	0	0	0	0	3
532	Lake County	0	10	7	0	0	0	10	1	34
517	Lake Land	0	0	0	0	0	0	0	0	9
536	Lewis & Clark	0	0	3	0	0	0	0	0	17
526	Lincoln Land	0	0	0	0	0	0	0	2	23
530	Logan	0	0	0	0	0	0	0	0	43
528	McHenry	0	0	0	0	0	0	0	0	2
541	Metropolitan	0	0	0	0	0	0	0	0	1
524	Moraine Valley	0	0	0	2	0	0	0	0	41
527	Morton	0	0	0	0	0	0	0	0	11
535	Oakton	0	0	0	0	0	0	0	0	9
505	Parkland	0	0	0	0	0	0	0	0	14
515	Prairie State	0	0	0	0	0	0	0	0	1
521	Rend Lake	0	0	0	0	0	0	0	0	14
537	Richland	0	0	0	0	0	0	0	0	15
511	Rock Valley	0	0	0	0	0	0	0	0	5
518	Sandburg	0	0	0	0	0	0	0	0	7
506	Sauk Valley	0	0	0	0	0	0	0	2	9
531	Shawnee	0	0	0	0	0	0	0	0	6
510	South Suburban	39	0	0	0	0	0	0	0	13
533	Southeastern	0	0	0	0	0	0	0	0	15
534	Spoon River	0	0	0	0	0	0	0	0	0
504	Triton	0	0	0	0	0	0	0	0	27
516	Waubonsee	0	0	0	0	0	0	0	0	16
539	Wood	0	0	0	0	0	0	0	0	0
	TOTALS	166	11	55	3	12	5	13	20	896

SOURCE OF DATA: Annual Enrollment & Completion Data (A1)



Illinois Community College Board  
Table III-9  
ANNUAL DUPLICATED COMPLETERS BY ACADEMIC PROGRAM BY COLLEGE  
FOR FISCAL YEAR 1998

Dist. No.	District/College	Security Services (Private) 12 430109	Fire Control/Safety Technology 12 430201	Fire Officer 12 430202	Firefighting 12 430203	Social Work/Social Service 12 440701	Mason and Tilesetter 12 460101	Carpentry 12 460201	Electrician 12 460302	Lineworker 12 460303
522	Belleville	0	6	0	6	0	3	75	20	0
503	Black Hawk	0	0	1	0	0	0	0	0	0
508	Chicago	(2)	(17)	(0)	(0)	(9)	(0)	(38)	(0)	(0)
	Daley	0	0	0	0	0	0	0	0	0
	Kennedy-King	0	0	0	0	4	0	38	0	0
	Malcolm X	0	0	0	0	0	0	0	0	0
	Olive-Harvey	0	0	0	0	0	0	0	0	0
	Truman	0	0	0	0	0	0	0	0	0
	Washington	2	17	0	0	5	0	0	0	0
	Wilbur Wright	0	0	0	0	0	0	0	0	0
507	Danville	0	0	0	0	5	0	0	0	0
502	DuPage	0	22	0	0	9	0	0	0	0
509	Elgin	0	12	0	0	13	0	0	0	0
512	Harper	0	4	0	0	0	0	0	0	0
540	Heartland	0	0	0	0	0	0	0	0	0
519	Highland	0	0	0	0	0	0	0	0	0
514	Illinois Central	1	16	0	0	0	0	0	0	0
529	Illinois Eastern	(0)	(0)	(0)	(3)	(8)	(0)	(0)	(0)	(19)
	Frontier	0	0	0	3	0	0	0	0	0
	Lincoln Trail	0	0	0	0	0	0	0	0	19
	Olney Central	0	0	0	0	0	0	0	0	0
	Wabash	0	0	0	0	8	0	0	0	0
513	Illinois Valley	0	0	0	0	0	0	0	7	0
525	Joliet	0	7	0	1	0	0	0	2	0
520	Kankakee	0	0	0	0	0	0	0	0	0
501	Kaskaskia	0	0	0	0	0	0	0	0	0
523	Kishwaukee	0	1	0	0	0	0	0	6	0
532	Lake County	0	7	0	0	0	0	0	1	0
517	Lake Land	0	0	0	0	16	0	0	0	0
536	Lewis & Clark	0	11	0	0	0	0	0	0	0
526	Lincoln Land	0	1	0	7	0	0	0	0	0
530	Logan	0	0	0	0	0	0	0	0	0
528	McHenry	0	0	0	5	0	0	0	0	0
541	Metropolitan	0	0	0	0	0	0	0	0	0
524	Moraine Valley	0	12	1	0	0	0	0	0	0
527	Morton	0	0	0	0	0	0	0	0	0
535	Oakton	0	4	0	0	4	0	0	0	0
505	Parkland	0	3	0	0	0	0	0	0	0
515	Prairie State	0	4	0	0	0	0	0	19	0
521	Rend Lake	0	0	0	0	0	0	0	0	0
537	Richland	0	3	0	0	0	0	0	0	0
511	Rock Valley	0	3	1	0	13	0	0	18	0
518	Sandburg	0	0	0	0	1	0	0	0	0
506	Sauk Valley	0	0	0	0	8	0	0	0	0
531	Shawnee	0	0	0	0	4	0	0	0	0
510	South Suburban	0	1	0	0	12	0	0	0	0
533	Southeastern	0	0	0	40	0	0	0	0	0
534	Spoon River	0	0	0	0	0	0	0	0	0
504	Triton	0	11	0	0	0	0	0	1	0
516	Waubonsee	0	3	0	1	3	0	0	0	0
539	Wood	0	2	0	0	0	0	0	0	0
	TOTALS	3	150	3	63	105	3	113	74	19

SOURCE OF DATA: Annual Enrollment & Completion Data (A1)

Illinois Community College Board  
 Table III-9  
 ANNUAL DUPLICATED COMPLETERS BY ACADEMIC PROGRAM BY COLLEGE  
 FOR FISCAL YEAR 1998

Dist. No.	District/College	Building/Property Maintenance 12 460401	Construction Cement Mason 12 460402	Construction Inspection 12 460403	Painter & Wallcoverer 12 460408	Plumber & Pipefitter 12 460501	Construction Trades 12 461000	Electrical/Electronics Equipmt Installer/Repairer, General 12 470101	Communications Electronics 12 470103	Computer Electronics Maintenance/Repair 12 470104
522	Belleville	0	5	0	1	6	11	0	10	10
503	Black Hawk	0	0	0	0	0	16	0	0	0
508	Chicago	(4)	(0)	(0)	(0)	(0)	(0)	(6)	(1)	(5)
	Daley	4	0	0	0	0	0	0	0	5
	Kennedy-King	0	0	0	0	0	0	6	0	0
	Malcolm X	0	0	0	0	0	0	0	0	0
	Olive-Harvey	0	0	0	0	0	0	0	0	0
	Truman	0	0	0	0	0	0	0	0	0
	Washington	0	0	0	0	0	0	0	0	0
	Wilbur Wright	0	0	0	0	0	0	0	1	0
507	Danville	0	0	0	0	0	0	0	0	0
502	DuPage	7	0	0	0	0	0	0	0	0
509	Elgin	0	0	0	0	0	0	0	0	2
512	Harper	0	0	5	0	0	0	8	0	2
540	Heartland	0	0	0	0	0	0	0	0	0
519	Highland	0	0	0	0	0	0	0	0	0
514	Illinois Central	0	0	0	0	0	23	0	0	0
529	Illinois Eastern	(0)	(0)	(0)	(0)	(0)	(0)	(0)	(2)	(0)
	Frontier	0	0	0	0	0	0	0	0	0
	Lincoln Trail	0	0	0	0	0	0	0	2	0
	Olney Central	0	0	0	0	0	0	0	0	0
	Wabash	0	0	0	0	0	0	0	0	0
513	Illinois Valley	0	0	0	0	0	0	0	0	0
525	Joliet	0	0	0	0	0	4	0	0	0
520	Kankakee	0	0	0	0	0	0	0	0	0
501	Kaskaskia	0	0	0	0	0	32	0	0	0
523	Kishwaukee	0	0	0	0	0	0	0	0	0
532	Lake County	0	0	0	0	0	0	0	0	0
517	Lake Land	12	0	0	0	0	41	0	2	0
536	Lewis & Clark	0	0	0	0	0	0	0	0	6
526	Lincoln Land	11	0	0	0	0	16	0	0	0
530	Logan	0	0	0	0	0	0	0	0	0
528	McHenry	0	0	0	0	0	0	0	0	0
541	Metropolitan	0	0	0	0	0	0	0	0	0
524	Moraine Valley	0	0	0	0	0	0	0	0	0
527	Morton	0	0	0	0	0	0	0	0	0
535	Oakton	2	0	0	0	0	0	0	0	0
505	Parkland	3	0	0	0	0	9	0	0	0
515	Prairie State	0	0	0	0	0	0	0	0	0
521	Rend Lake	5	0	0	0	0	12	0	0	0
537	Richland	0	0	0	0	0	0	0	0	0
511	Rock Valley	0	0	0	0	0	2	0	0	3
518	Sandburg	0	0	0	0	0	0	0	0	0
506	Sauk Valley	0	0	0	0	0	0	0	4	1
531	Shawnee	0	0	0	0	0	0	0	0	0
510	South Suburban	0	0	3	0	0	11	0	0	0
533	Southeastern	0	0	0	0	0	24	0	0	0
534	Spoon River	0	0	0	0	0	0	0	0	0
504	Triton	0	0	0	0	0	3	0	0	9
516	Waubonsee	0	0	0	0	0	0	0	0	0
539	Wood	0	0	0	0	0	0	0	0	0
	TOTALS	44	5	8	1	6	204	14	19	38

SOURCE OF DATA: Annual Enrollment & Completion Data (A1)

Illinois Community College Board  
 Table III-9  
 ANNUAL DUPLICATED COMPLETERS BY ACADEMIC PROGRAM BY COLLEGE  
 FOR FISCAL YEAR 1998

Dist. No.	District/College	Industrial Electronics 12 470105	Major Appliance Repair 12 470106	Heating, Air Conditioning, & Refrigeration Mechanics 12 470201	Industrial Machinery Maintenance/Repairer 12 470303	Stationary Energy Sources Installer/Operator 12 470501	Automotive Body Repair 12 470603	Automotive Mechanics 12 470604	Diesel Engine/Truck Mechanics 12 470605	Small Engine Repair 12 470606
522	Belleville	13	5	31	0	5	0	0	0	0
503	Black Hawk	0	0	7	0	0	0	16	0	0
508	Chicago	(2)	(6)	(16)	(10)	(0)	(3)	(93)	(0)	(0)
	Daley	2	0	0	1	0	0	0	0	0
	Kennedy-King	0	0	16	0	0	3	8	0	0
	Malcolm X	0	0	0	0	0	0	0	0	0
	Olive-Harvey	0	0	0	0	0	0	0	0	0
	Truman	0	6	0	0	0	0	85	0	0
	Washington	0	0	0	0	0	0	0	0	0
	Wilbur Wright	0	0	0	9	0	0	0	0	0
507	Danville	4	0	0	4	0	0	1	0	0
502	DuPage	14	0	31	0	0	0	30	0	0
509	Elgin	0	0	15	0	0	0	19	0	0
512	Harper	0	0	34	0	0	0	0	0	0
540	Heartland	0	0	0	0	0	0	0	0	0
519	Highland	0	0	0	0	0	2	14	0	0
514	Illinois Central	6	0	18	5	0	0	44	1	0
529	Illinois Eastern	(0)	(0)	(11)	(4)	(0)	(3)	(3)	(10)	(0)
	Frontier	0	0	0	0	0	0	0	0	0
	Lincoln Trail	0	0	11	0	0	0	0	0	0
	Olney Central	0	0	0	4	0	3	3	0	0
	Wabash	0	0	0	0	0	0	0	10	0
513	Illinois Valley	0	0	0	2	0	0	37	0	2
525	Joliet	36	0	3	0	0	0	11	0	0
520	Kankakee	7	0	3	2	0	0	2	0	0
501	Kaskaskia	0	0	0	2	0	8	4	0	0
523	Kishwaukee	0	0	0	0	0	1	2	2	0
532	Lake County	0	0	15	7	0	0	25	0	0
517	Lake Land	0	0	15	0	0	0	53	0	0
536	Lewis & Clark	4	0	0	0	0	0	10	0	0
526	Lincoln Land	13	0	39	0	0	4	14	0	4
530	Logan	0	0	11	7	0	4	4	0	0
528	McHenry	0	0	0	0	0	0	0	0	0
541	Metropolitan	0	0	0	0	0	0	7	0	0
524	Moraine Valley	0	0	14	1	0	0	4	0	0
527	Morton	0	0	9	0	0	0	2	0	0
535	Oakton	0	0	3	0	0	0	9	0	0
505	Parkland	6	0	0	0	0	0	6	0	0
515	Prairie State	0	0	13	0	0	0	3	0	0
521	Rend Lake	0	0	6	19	0	5	24	0	0
537	Richland	29	0	0	1	0	0	1	0	0
511	Rock Valley	0	0	0	0	0	0	24	0	0
518	Sandburg	0	0	0	0	0	1	1	8	1
506	Sauk Valley	8	0	3	0	0	0	0	0	0
531	Shawnee	0	0	0	0	0	0	4	0	0
510	South Suburban	0	0	0	0	0	0	0	0	0
533	Southeastern	0	0	17	22	0	13	27	10	0
534	Spoon River	0	0	0	0	0	0	8	0	0
504	Triton	0	0	43	1	6	0	30	0	0
516	Waubonsee	0	0	8	2	0	18	28	0	0
539	Wood	1	0	0	0	0	0	0	0	0
	TOTALS	143	11	366	89	11	62	560	31	7

SOURCE OF DATA: Annual Enrollment & Completion Data (A1)



Illinois Community College Board  
Table III-9

ANNUAL DUPLICATED COMPLETERS BY ACADEMIC PROGRAM BY COLLEGE  
FOR FISCAL YEAR 1998

Dist. No.	District/College	Aircraft Mechanic/Technician, Airframe 12 470607	Aircraft Mechanic/Technician, Powerplant 12 470608	Aviation Systems/Avionics Maintenance Technologist/Technician 12 470609	Architectural Drafting 12 480102	Mechanical Drafting 12 480105	Graphic/Printing Equipment Operator, General 12 480201	Typesetting, Make-up, & Composition 12 480205	Lithography, Photography, & Platemaking 12 480206	Printing Press Operator 12 480208
522	Belleville	0	0	8	0	5	0	0	0	0
503	Black Hawk	0	0	0	0	6	0	0	0	0
508	Chicago	(1)	(1)	(12)	(12)	(16)	(0)	(1)	(3)	(0)
	Daley	1	1	12	1	0	0	0	0	0
	Kennedy-King	0	0	0	0	9	0	1	3	0
	Malcolm X	0	0	0	0	0	0	0	0	0
	Olive-Harvey	0	0	0	1	0	0	0	0	0
	Truman	0	0	0	0	7	0	0	0	0
	Washington	0	0	0	4	0	0	0	0	0
	Wilbur Wright	0	0	0	6	0	0	0	0	0
507	Danville	0	0	0	0	0	0	0	0	0
502	DuPage	0	0	0	11	0	0	3	4	1
509	Elgin	0	0	0	0	0	0	0	0	0
512	Harper	0	0	0	5	2	0	0	0	0
540	Heartland	0	0	0	0	0	0	0	0	0
519	Highland	0	0	0	0	0	0	0	0	0
514	Illinois Central	0	0	0	2	0	0	0	6	0
529	Illinois Eastern	(0)	(0)	(0)	(4)	(0)	(0)	(0)	(0)	(0)
	Frontier	0	0	0	0	0	0	0	0	0
	Lincoln Trail	0	0	0	4	0	0	0	0	0
	Olney Central	0	0	0	0	0	0	0	0	0
	Wabash	0	0	0	0	0	0	0	0	0
513	Illinois Valley	0	0	0	0	0	0	0	0	0
525	Joliet	0	0	0	0	0	0	0	0	0
520	Kankakee	0	0	0	0	0	0	0	0	0
501	Kaskaskia	0	0	0	8	15	0	0	0	0
523	Kishwaukee	0	0	0	0	0	0	0	0	0
532	Lake County	0	0	0	3	6	0	0	0	0
517	Lake Land	0	0	0	11	0	1	0	0	0
536	Lewis & Clark	0	0	0	0	0	0	0	0	0
526	Lincoln Land	0	0	4	5	0	0	0	0	0
530	Logan	0	0	0	0	0	0	0	0	0
528	McHenry	0	0	0	0	0	0	0	0	0
541	Metropolitan	0	0	0	0	0	0	0	0	0
524	Moraine Valley	0	0	0	0	7	0	0	0	0
527	Morton	0	0	0	0	6	0	0	0	0
535	Oakton	0	0	0	2	0	0	0	0	0
505	Parkland	0	0	0	0	1	0	0	0	0
515	Prairie State	0	0	0	0	2	0	0	0	0
521	Rend Lake	0	0	0	11	0	0	0	0	0
537	Richland	0	0	0	0	6	0	0	0	0
511	Rock Valley	0	0	13	0	4	0	0	0	0
518	Sandburg	0	0	0	0	0	0	0	0	0
506	Sauk Valley	0	0	0	0	1	0	0	0	0
531	Shawnee	0	0	0	0	0	0	0	0	0
510	South Suburban	0	0	0	0	0	0	0	12	0
533	Southeastern	0	0	0	0	0	0	0	0	0
534	Spoon River	0	0	0	0	0	0	0	0	0
504	Triton	0	0	0	2	4	0	2	24	0
516	Waubonsee	0	0	0	0	0	0	0	0	0
539	Wood	0	0	0	0	0	0	0	0	0
	TOTALS	1	1	37	76	81	1	6	49	1

SOURCE OF DATA: Annual Enrollment & Completion Data (A1)

Illinois Community College Board  
Table III-9  
ANNUAL DUPLICATED COMPLETERS BY ACADEMIC PROGRAM BY COLLEGE  
FOR FISCAL YEAR 1998

Dist. No.	District/College	Desktop Publishing Equipment Operator 12 480212	Machinist/Machine Technologist 12 480501	Machine Tool Operators/ Machine Shop 12 480503	Sheet Metal 12 480506	Tool & Die Making 12 480507	Welding, Brazing, & Soldering 12 480508	Numerical Control 12 480520	Precision Metal Workers 12 480599
522	Belleville	3	0	18	6	0	104	0	0
503	Black Hawk	0	0	4	0	0	3	0	0
508	Chicago	(0)	(0)	(13)	(0)	(0)	(11)	(0)	(0)
	Daley	0	0	13	0	0	0	0	0
	Kennedy-King	0	0	0	0	0	11	0	0
	Malcolm X	0	0	0	0	0	0	0	0
	Olive-Harvey	0	0	0	0	0	0	0	0
	Truman	0	0	0	0	0	0	0	0
	Washington	0	0	0	0	0	0	0	0
	Wilbur Wright	0	0	0	0	0	0	0	0
507	Danville	0	0	1	0	0	13	0	0
502	DuPage	54	0	0	0	17	3	0	0
509	Elgin	0	0	2	0	6	3	0	0
512	Harper	0	0	0	0	0	1	0	0
540	Heartland	0	0	0	0	0	0	0	0
519	Highland	1	0	0	0	0	0	0	0
514	Illinois Central	4	0	1	0	0	21	0	0
529	Illinois Eastern	(0)	(0)	(15)	(12)	(0)	(1)	(0)	(0)
	Frontier	0	0	0	0	0	0	0	0
	Lincoln Trail	0	0	0	12	0	0	0	0
	Olney Central	0	0	0	0	0	1	0	0
	Wabash	0	0	15	0	0	0	0	0
513	Illinois Valley	3	0	5	0	0	1	0	0
525	Joliet	3	0	0	0	0	1	0	0
520	Kankakee	0	0	0	0	2	1	0	0
501	Kaskaskia	0	0	0	0	0	1	0	0
523	Kishwaukee	0	0	0	0	4	2	0	0
532	Lake County	1	0	0	0	1	13	0	0
517	Lake Land	5	0	0	0	0	12	0	0
536	Lewis & Clark	2	0	6	0	0	0	0	0
526	Lincoln Land	0	0	0	0	0	13	0	0
530	Logan	0	0	4	0	0	2	0	0
528	McHenry	0	0	2	0	0	0	0	0
541	Metropolitan	0	0	0	0	0	0	0	0
524	Moraine Valley	10	0	9	0	0	1	0	0
527	Morton	0	0	0	0	0	0	0	0
535	Oakton	12	0	7	0	0	0	0	0
505	Parkland	17	0	0	0	0	0	0	0
515	Prairie State	2	0	10	0	0	1	0	0
521	Rend Lake	0	0	0	0	0	12	0	0
537	Richland	0	0	4	0	0	0	0	0
511	Rock Valley	0	3	0	11	23	5	1	0
518	Sandburg	6	0	1	0	0	2	0	0
506	Sauk Valley	0	0	1	0	0	0	0	0
531	Shawnee	0	0	0	0	0	0	0	0
510	South Suburban	10	0	3	0	0	0	0	0
533	Southeastern	0	0	0	0	0	14	0	0
534	Spoon River	0	0	0	0	0	0	0	0
504	Triton	5	0	7	0	2	12	0	0
516	Waubonsee	2	0	6	0	0	1	0	1
539	Wood	0	0	0	0	0	0	0	0
	TOTALS	140	3	119	29	55	254	1	1

SOURCE OF DATA: Annual Enrollment &amp; Completion Data (A1)

Illinois Community College Board  
Table III-9  
ANNUAL DUPLICATED COMPLETERS BY ACADEMIC PROGRAM BY COLLEGE  
FOR FISCAL YEAR 1998

Dist. No.	District/College	Millwork & Cabinet Making 12 480703	Airplane Piloting 12 490102	Truck/Bus/Other Commercial Vehicle Operator 12 490205	Marine Science/Merchant Marine Officer 12 490309	Design & Visual Communications 12 500401	Commercial Photography 12 500406	Sign Language Interpreter 12 510205	Dental Assistant 12 510601	Dental Hygienist 12 510602
522	Belleville	0	5	0	1	1	0	0	0	0
503	Black Hawk	0	0	0	0	6	0	0	0	0
508	Chicago	(0)	(0)	(0)	(0)	(1)	(0)	(0)	(0)	(20)
	Daley	0	0	0	0	0	0	0	0	0
	Kennedy-King	0	0	0	0	0	0	0	0	20
	Malcolm X	0	0	0	0	0	0	0	0	0
	Olive-Harvey	0	0	0	0	0	0	0	0	0
	Truman	0	0	0	0	0	0	0	0	0
	Washington	0	0	0	0	1	0	0	0	0
	Wilbur Wright	0	0	0	0	0	0	0	0	0
507	Danville	0	0	0	0	0	0	0	0	0
502	DuPage	0	0	0	0	44	22	0	0	0
509	Elgin	0	0	44	0	29	0	0	7	0
512	Harper	0	0	0	0	0	0	5	0	31
540	Heartland	0	0	0	0	0	0	0	0	0
519	Highland	0	0	0	0	0	0	0	0	0
514	Illinois Central	0	0	0	0	21	0	17	9	17
529	Illinois Eastern	(1)	(0)	(0)	(0)	(0)	(0)	(0)	(0)	(0)
	Frontier	0	0	0	0	0	0	0	0	0
	Lincoln Trail	0	0	0	0	0	0	0	0	0
	Olney Central	1	0	0	0	0	0	0	0	0
	Wabash	0	0	0	0	0	0	0	0	0
513	Illinois Valley	0	0	0	0	0	0	0	4	0
525	Joliet	0	0	0	0	0	0	0	0	0
520	Kankakee	0	0	0	0	0	0	0	0	0
501	Kaskaskia	0	0	0	0	0	0	0	15	0
523	Kishwaukee	0	0	0	0	0	0	0	0	0
532	Lake County	0	0	0	0	0	0	0	0	0
517	Lake Land	0	0	0	0	0	0	0	0	25
536	Lewis & Clark	0	0	0	0	0	0	0	19	24
526	Lincoln Land	0	0	0	0	0	0	0	0	0
530	Logan	0	0	0	0	0	0	4	10	0
528	McHenry	0	0	0	0	0	0	0	0	0
541	Metropolitan	0	0	0	0	0	0	0	0	0
524	Moraine Valley	0	0	0	0	0	0	0	0	0
527	Morton	0	0	0	0	0	0	0	7	0
535	Oakton	0	0	0	0	0	0	0	0	0
505	Parkland	0	0	44	0	7	0	0	0	0
515	Prairie State	0	0	0	0	2	5	0	0	31
521	Rend Lake	0	0	0	0	0	0	0	0	0
537	Richland	0	0	0	0	0	0	0	0	0
511	Rock Valley	0	0	0	0	0	0	0	0	0
518	Sandburg	0	0	0	0	0	0	0	0	0
506	Sauk Valley	0	0	0	0	0	0	0	0	0
531	Shawnee	0	0	0	0	0	0	0	0	0
510	South Suburban	0	0	0	0	7	0	0	0	0
533	Southeastern	0	0	0	0	0	0	0	0	0
534	Spoon River	0	0	0	0	0	0	0	0	0
504	Triton	0	0	0	0	7	0	0	0	0
516	Waubonsee	0	0	0	0	0	0	49	0	0
539	Wood	0	0	0	0	0	0	0	0	0
	TOTALS	1	5	115	1	125	27	75	83	185

SOURCE OF DATA: Annual Enrollment & Completion Data (A1)



Illinois Community College Board  
 Table III-9  
 ANNUAL DUPLICATED COMPLETERS BY ACADEMIC PROGRAM BY COLLEGE  
 FOR FISCAL YEAR 1998

Dist. No.	District/College	Dental Laboratory Assistant 12 510603	Hospital/Health Facilities Administration 12 510702	Health Unit Coordinator/Ward Clerk 12 510703	Medical Records Technology/ Technician 12 510707	Medical Transcription 12 510708	Medical Assistant 12 510801	Occupational Therapy Assistant 12 510803	Pharmacy Technician/Assistant 12 510805	Physician Therapy Assistant 12 510806
522	Belleville	0	0	6	20	0	28	0	0	32
503	Black Hawk	0	0	0	0	0	0	0	2	23
508	Chicago	(0)	(0)	(0)	(11)	(11)	(0)	(25)	(21)	(0)
	Daley	0	0	0	0	0	0	0	0	0
	Kennedy-King	0	0	0	0	11	0	0	0	0
	Malcolm X	0	0	0	0	0	0	0	21	0
	Olive-Harvey	0	0	0	0	0	0	0	0	0
	Truman	0	0	0	11	0	0	0	0	0
	Washington	0	0	0	0	0	0	0	0	0
	Wilbur Wright	0	0	0	0	0	0	25	0	0
507	Danville	0	0	0	0	0	0	0	0	0
502	DuPage	0	4	0	11	28	0	31	0	18
509	Elgin	0	0	0	0	2	0	0	0	18
512	Harper	0	0	0	0	2	10	0	9	0
540	Heartland	0	0	0	0	0	0	0	0	0
519	Highland	0	0	0	0	2	0	0	0	0
514	Illinois Central	0	2	0	0	9	0	15	0	21
529	Illinois Eastern	(0)	(0)	(0)	(0)	(1)	(0)	(0)	(0)	(0)
	Frontier	0	0	0	0	0	0	0	0	0
	Lincoln Trail	0	0	0	0	0	0	0	0	0
	Olney Central	0	0	0	0	1	0	0	0	0
	Wabash	0	0	0	0	0	0	0	0	0
513	Illinois Valley	0	0	0	0	0	0	0	0	0
525	Joliet	0	0	0	0	1	0	0	0	0
520	Kankakee	0	0	0	0	0	0	0	0	14
501	Kaskaskia	0	0	0	0	0	0	0	0	16
523	Kishwaukee	0	0	0	0	6	0	0	0	0
532	Lake County	0	0	0	15	5	0	0	0	0
517	Lake Land	0	0	0	0	0	0	0	0	20
536	Lewis & Clark	0	0	30	0	0	0	0	0	0
526	Lincoln Land	0	0	0	0	6	0	0	0	11
530	Logan	0	0	0	2	5	0	4	0	0
528	McHenry	0	0	0	0	3	0	0	0	0
541	Metropolitan	0	0	0	0	0	0	0	0	0
524	Moraine Valley	0	0	0	18	0	0	0	0	0
527	Morton	0	0	0	0	0	0	0	0	32
535	Oakton	0	0	0	20	0	0	0	0	28
505	Parkland	0	0	0	0	1	0	17	0	0
515	Prairie State	0	0	0	0	0	0	0	0	0
521	Rend Lake	0	0	0	0	0	0	3	0	0
537	Richland	0	0	0	0	0	0	0	0	0
511	Rock Valley	0	0	0	0	1	0	0	5	0
518	Sandburg	0	0	0	0	0	0	0	0	0
506	Sauk Valley	0	0	0	0	0	0	0	0	0
531	Shawnee	0	0	0	4	2	0	3	0	0
510	South Suburban	0	0	0	0	4	3	35	15	0
533	Southeastern	0	0	0	1	0	0	5	0	0
534	Spoon River	0	0	0	0	0	0	0	0	0
504	Triton	17	0	0	0	0	0	0	0	0
516	Waubonsee	0	0	0	0	0	0	0	0	0
539	Wood	0	0	0	0	1	0	0	0	0
	TOTALS	17	6	36	102	90	41	138	52	233

SOURCE OF DATA: Annual Enrollment & Completion Data (A1)



Illinois Community College Board

Table III-9

ANNUAL DUPLICATED COMPLETERS BY ACADEMIC PROGRAM BY COLLEGE  
FOR FISCAL YEAR 1998

Dist. No.	District/College	Physician Assistant 12 510807	Veterinarian Assistant/Animal Health Technician 12 510808	Electroencephalograph Technology/Technician 12 510903	Emergency Medical Technology/Technician 12 510904	Nuclear Medical Technology/ Technician 12 510905	Medical Radiologic Technology/ Technician 12 510907	Respiratory Therapy Technician 12 510908	Surgical/Operating Room Technician 12 510909	Diagnostic Medical Sonography 12 510910
522	Belleville	0	0	0	1	0	29	20	0	0
503	Black Hawk	0	0	1	0	0	3	7	0	0
508	Chicago	(1)	(0)	(0)	(128)	(0)	(44)	(12)	(0)	(0)
	Daley	0	0	0	0	0	0	0	0	0
	Kennedy-King	0	0	0	0	0	0	0	0	0
	Malcolm X	1	0	0	128	0	20	4	0	0
	Olive-Harvey	0	0	0	0	0	0	8	0	0
	Truman	0	0	0	0	0	0	0	0	0
	Washington	0	0	0	0	0	0	0	0	0
	Wilbur Wright	0	0	0	0	0	24	0	0	0
507	Danville	0	0	0	0	0	2	0	0	0
502	DuPage	0	0	0	0	7	23	36	24	0
509	Elgin	0	0	0	30	0	0	0	20	0
512	Harper	0	0	0	0	0	0	0	0	0
540	Heartland	0	0	0	0	0	0	0	0	0
519	Highland	0	0	0	0	0	0	0	0	0
514	Illinois Central	0	0	0	0	0	10	18	18	0
529	Illinois Eastern	(0)	(0)	(0)	(3)	(0)	(6)	(0)	(0)	(0)
	Frontier	0	0	0	3	0	0	0	0	0
	Lincoln Trail	0	0	0	0	0	0	0	0	0
	Olney Central	0	0	0	0	0	6	0	0	0
	Wabash	0	0	0	0	0	0	0	0	0
513	Illinois Valley	0	0	0	0	0	0	0	0	0
525	Joliet	0	0	0	0	0	0	0	0	0
520	Kankakee	0	0	0	2	0	11	9	0	0
501	Kaskaskia	0	0	0	0	0	26	8	0	0
523	Kishwaukee	0	0	0	0	0	13	0	0	0
532	Lake County	0	0	0	0	0	19	0	0	0
517	Lake Land	0	0	0	0	0	0	0	0	0
536	Lewis & Clark	0	0	0	0	0	0	0	0	0
526	Lincoln Land	0	0	0	0	0	11	4	0	0
530	Logan	0	0	0	0	0	0	0	0	0
528	McHenry	0	0	0	2	0	0	0	0	0
541	Metropolitan	0	0	0	0	0	0	0	0	0
524	Moraine Valley	0	0	0	0	0	23	15	0	0
527	Morton	0	0	0	0	0	0	0	0	0
535	Oakton	0	0	0	0	0	0	0	0	0
505	Parkland	0	35	0	0	0	5	7	8	0
515	Prairie State	0	0	0	0	0	0	0	1	0
521	Rend Lake	0	0	0	0	0	0	0	0	0
537	Richland	0	0	0	0	0	0	0	5	0
511	Rock Valley	0	0	0	0	0	0	20	0	0
518	Sandburg	0	0	0	0	0	15	0	0	0
506	Sauk Valley	0	0	0	0	0	23	0	0	0
531	Shawnee	0	0	0	0	0	0	0	0	0
510	South Suburban	0	0	0	29	0	19	0	0	9
533	Southeastern	0	0	0	58	0	0	0	0	0
534	Spoon River	0	0	0	0	0	0	0	0	0
504	Triton	0	0	0	0	12	22	15	23	15
516	Waubonsee	0	0	0	0	0	0	13	0	0
539	Wood	0	0	0	0	0	4	0	0	0
	TOTALS	1	35	1	253	19	308	184	99	24

SOURCE OF DATA: Annual Enrollment & Completion Data (A1)



Illinois Community College Board  
 Table III-9  
 ANNUAL DUPLICATED COMPLETERS BY ACADEMIC PROGRAM BY COLLEGE  
 FOR FISCAL YEAR 1998

Dist. No.	District/College	Renal Dialysis Technology/ Technician 12 510911	Computerized Tomography 12 510913	Magnetic Resonance Imaging 12 510914	Medical Laboratory Technician 12 511004	Alcohol/Drug Abuse Counseling 12 511501	Psychiatric/Mental Health Services Technician 12 511502	Developmental Disabilities/ Habilitation Aide 12 511504	Nursing (R N Training) 12 511601	Practical Nurse (I, P, N Training) 12 511613
522	Belleville	0	0	0	4	0	0	0	41	0
503	Black Hawk	0	0	0	0	0	0	0	43	26
508	Chicago	(6)	(0)	(0)	(28)	(84)	(1)	(0)	(218)	(163)
	Daley	0	0	0	0	0	0	0	44	0
	Kennedy-King	0	0	0	0	0	0	0	55	163
	Malcolm X	6	0	0	28	0	0	0	13	0
	Olive-Harvey	0	0	0	0	0	0	0	38	0
	Truman	0	0	0	0	0	0	0	68	0
	Washington	0	0	0	0	84	1	0	0	0
	Wilbur Wright	0	0	0	0	0	0	0	0	0
507	Danville	0	0	0	0	3	0	0	0	25
502	DuPage	0	0	0	0	13	0	0	72	0
509	Elgin	0	0	0	5	6	2	0	89	48
512	Harper	0	0	0	0	0	0	0	95	45
540	Heartland	0	0	0	0	0	0	0	25	0
519	Highland	0	0	0	0	0	0	0	15	14
514	Illinois Central	0	0	0	21	0	0	0	53	10
529	Illinois Eastern	(0)	(0)	(0)	(0)	(0)	(0)	(0)	(104)	(79)
	Frontier	0	0	0	0	0	0	0	0	0
	Lincoln Trail	0	0	0	0	0	0	0	0	0
	Olney Central	0	0	0	0	0	0	0	104	79
	Wabash	0	0	0	0	0	0	0	0	0
513	Illinois Valley	0	0	0	0	0	0	0	43	15
525	Joliet	0	0	0	0	0	0	0	91	0
520	Kankakee	0	0	0	6	0	0	0	46	37
501	Kaskaskia	0	0	0	0	0	0	0	61	16
523	Kishwaukee	0	0	0	0	0	0	0	47	2
532	Lake County	0	0	0	49	3	0	0	61	0
517	Lake Land	0	0	0	0	0	0	0	33	26
536	Lewis & Clark	0	0	0	9	0	0	0	87	19
526	Lincoln Land	0	0	0	0	0	0	0	82	0
530	Logan	0	0	0	1	0	0	0	48	83
528	McHenry	0	0	0	0	0	0	6	0	0
541	Metropolitan	0	0	0	0	3	0	0	0	0
524	Moraine Valley	0	0	0	14	3	0	0	56	0
527	Morton	0	0	0	0	0	0	0	43	26
535	Oakton	0	0	0	6	11	0	0	52	0
505	Parkland	0	0	0	0	0	0	0	78	13
515	Prairie State	0	0	0	0	10	11	0	58	0
521	Rend Lake	0	0	0	4	0	0	0	40	38
537	Richland	0	0	0	0	0	0	0	34	0
511	Rock Valley	0	0	0	0	5	0	0	34	0
518	Sandburg	0	0	0	0	0	0	0	27	32
506	Sauk Valley	0	0	0	6	0	0	0	18	13
531	Shawnee	0	0	0	0	0	0	0	22	26
510	South Suburban	0	0	0	0	0	2	0	66	28
533	Southeastern	0	0	0	2	0	3	0	28	83
534	Spoon River	0	0	0	0	0	0	0	15	45
504	Triton	0	10	32	0	14	0	0	100	83
516	Waubonsee	0	0	0	0	1	0	0	55	0
539	Wood	0	0	0	2	0	0	0	21	26
	TOTALS	6	10	32	160	156	19	6	2,101	1,021

SOURCE OF DATA: Annual Enrollment & Completion Data (A1)



Illinois Community College Board  
Table III-9  
ANNUAL DUPLICATED COMPLETERS BY ACADEMIC PROGRAM BY COLLEGE  
FOR FISCAL YEAR 1998

Dist. No.	District/College	Nurse Assistant/Aide 12 511614	Home Health Aide 12 511615	Optician/Dispersing Optician 12 511801	Ophthalmic Medical Technologist 12 511803	Medical Laboratory Aide/ Phlebotomy 12 512602	Therapeutic Recreational Assisting 12 512604	Business, General 12 520101	Business Administration & Management, General 12 520201	Logistics & Materials Management 12 520202
522	Belleville	55	0	0	0	0	0	0	35	0
503	Black Hawk	1	0	0	0	0	0	0	7	0
508	Chicago	(170)	(0)	(0)	(0)	(0)	(0)	(0)	(49)	(0)
	Daley	15	0	0	0	0	0	0	4	0
	Kennedy-King	155	0	0	0	0	0	0	0	0
	Malcolm X	0	0	0	0	0	0	0	0	0
	Olive-Harvey	0	0	0	0	0	0	0	5	0
	Truman	0	0	0	0	0	0	0	5	0
	Washington	0	0	0	0	0	0	0	4	0
	Wilbur Wright	0	0	0	0	0	0	0	31	0
507	Danville	0	0	0	0	0	0	0	0	0
502	DuPage	0	0	0	0	0	0	0	93	0
509	Elgin	10	0	0	0	0	0	0	1	0
512	Harper	0	0	0	0	0	0	0	13	0
540	Heartland	0	0	0	0	0	0	0	0	0
519	Highland	0	0	0	0	0	0	0	8	0
514	Illinois Central	1	0	0	0	0	0	0	62	0
529	Illinois Eastern	(76)	(0)	(0)	(0)	(0)	(0)	(0)	(15)	(0)
	Frontier	32	0	0	0	0	0	0	0	0
	Lincoln Trail	26	0	0	0	0	0	0	15	0
	Olney Central	18	0	0	0	0	0	0	0	0
	Wabash	0	0	0	0	0	0	0	0	0
513	Illinois Valley	93	0	0	0	0	0	0	6	0
525	Joliet	0	0	0	0	0	0	0	0	0
520	Kankakee	0	0	0	0	0	0	0	25	0
501	Kaskaskia	0	0	0	0	0	0	0	8	0
523	Kishwaukee	38	0	0	0	0	0	0	2	0
532	Lake County	95	0	0	0	0	0	0	23	0
517	Lake Land	1	0	0	0	0	0	0	23	0
536	Lewis & Clark	110	0	0	0	0	0	0	11	0
526	Lincoln Land	0	0	0	0	0	0	0	17	0
530	Logan	0	0	0	0	0	0	0	0	0
528	McHenry	118	6	2	0	0	0	0	3	0
541	Metropolitan	1	0	0	0	0	0	0	0	0
524	Moraine Valley	0	0	0	0	41	4	1	38	0
527	Morton	0	0	0	0	0	0	0	8	0
535	Oakton	58	0	0	0	6	0	0	0	0
505	Parkland	0	0	0	0	0	0	0	18	0
515	Prairie State	0	0	0	0	0	0	0	0	0
521	Rend Lake	0	0	0	0	0	0	0	11	0
537	Richland	0	0	0	0	0	0	0	20	0
511	Rock Valley	187	0	0	0	0	0	0	29	0
518	Sandburg	0	0	0	0	0	0	0	18	6
506	Sauk Valley	46	0	0	0	0	0	0	13	0
531	Shawnee	0	0	0	0	0	0	0	0	0
510	South Suburban	0	0	0	0	0	0	0	0	0
533	Southeastern	13	0	0	0	0	0	0	11	0
534	Spoon River	0	0	0	0	0	0	0	0	0
504	Triton	0	0	0	16	0	9	0	25	0
516	Waubonsee	96	0	0	0	0	0	0	4	0
539	Wood	62	0	0	0	0	0	0	8	0
	TOTALS	1,238	6	2	16	47	13	1	604	6

SOURCE OF DATA: Annual Enrollment & Completion Data (A1)



Illinois Community College Board  
Table III-9  
ANNUAL DUPLICATED COMPLETERS BY ACADEMIC PROGRAM BY COLLEGE  
FOR FISCAL YEAR 1998

Dist. No.	District/College	Purchasing, Procurement, & Contracts Management 12 520203	Office Supervision & Management 12 520204	Operations Management & Supervision 12 520205	Accounting 12 520301	Accounting Technician 12 520302	Administrative Asst./Secretarial Science, General 12 520401	Executive Assistant/Secretary 12 520402	Legal Administrative Assistant/ Secretary 12 520403	Medical Administrative Assistant/ Secretary 12 520404
522	Belleville	0	0	0	0	10	21	0	0	1
503	Black Hawk	0	1	0	0	19	27	0	2	6
508	Chicago	(0)	(0)	(0)	(0)	(163)	(29)	(0)	(0)	(20)
	Daley	0	0	0	0	13	0	0	0	20
	Kennedy-King	0	0	0	0	1	3	0	0	0
	Malcolm X	0	0	0	0	10	4	0	0	0
	Olive-Harvey	0	0	0	0	21	11	0	0	0
	Truman	0	0	0	0	36	0	0	0	0
	Washington	0	0	0	0	24	6	0	0	0
	Wilbur Wright	0	0	0	0	58	5	0	0	0
507	Danville	0	3	0	0	16	8	19	0	11
502	DuPage	0	3	0	0	51	49	0	16	0
509	Elgin	0	8	0	0	7	12	12	3	1
512	Harper	0	0	0	0	36	14	30	5	0
540	Heartland	0	0	0	0	0	3	0	0	0
519	Highland	0	0	0	0	3	4	0	0	0
514	Illinois Central	0	1	0	0	21	9	0	0	19
529	Illinois Eastern	(0)	(0)	(0)	(0)	(5)	(25)	(3)	(0)	(2)
	Frontier	0	0	0	0	0	10	0	0	0
	Lincoln Trail	0	0	0	0	0	7	3	0	0
	Olney Central	0	0	0	0	5	5	0	0	2
	Wabash	0	0	0	0	0	3	0	0	0
513	Illinois Valley	0	0	0	0	10	0	0	0	0
525	Joliet	0	0	16	0	14	7	0	0	0
520	Kankakee	0	0	0	0	14	5	0	3	2
501	Kaskaskia	0	6	0	0	10	0	7	0	0
523	Kishwaukee	3	0	1	0	0	14	0	2	0
532	Lake County	0	0	1	1	18	18	0	0	0
517	Lake Land	0	0	0	0	18	22	0	2	6
536	Lewis & Clark	0	0	1	0	9	15	0	4	16
526	Lincoln Land	0	23	0	0	10	8	2	0	5
530	Logan	0	1	0	0	12	1	2	2	4
528	McHenry	0	0	16	0	5	25	0	4	0
541	Metropolitan	0	0	0	0	0	0	0	0	0
524	Moraine Valley	0	0	0	0	6	20	6	1	0
527	Morton	0	0	0	0	2	11	0	0	3
535	Oakton	4	1	3	0	6	12	4	0	0
505	Parkland	2	0	0	0	29	6	6	6	2
515	Prairie State	5	0	8	0	8	12	0	1	0
521	Rend Lake	0	0	0	0	1	5	0	0	3
537	Richland	0	0	0	0	0	23	0	0	0
511	Rock Valley	5	6	0	0	17	7	0	3	11
518	Sandburg	0	0	0	0	13	15	0	2	6
506	Sauk Valley	0	0	0	0	11	13	0	6	2
531	Shawnee	0	0	0	0	11	2	2	0	1
510	South Suburban	1	60	0	0	23	22	2	0	2
533	Southeastern	0	0	0	0	0	8	0	0	0
534	Spoon River	0	0	0	0	0	13	0	0	0
504	Triton	0	0	0	0	12	17	8	4	0
516	Waubonsee	1	0	0	0	11	3	10	2	0
539	Wood	0	0	0	0	2	6	1	0	0
	TOTALS	21	113	46	1	603	511	114	68	123

SOURCE OF DATA: Annual Enrollment &amp; Completion Data (A1)

Illinois Community College Board  
 Table III-9  
 ANNUAL DUPLICATED COMPLETERS BY ACADEMIC PROGRAM BY COLLEGE  
 FOR FISCAL YEAR 1998

Dist. No.	District/College	Court Reporter 12 520405	Information Processing/Data Entry Technician 12 520407	General Office Clerk/Clerical & Typing Services 12 520408	Enterprise Management & Operation, General 12 520701	Banking & Financial Support Services 12 520803	Investments & Securities 12 520807	Hotel/Motel & Restaurant Management 12 520902	Human Resources Management 12 521001	International Business 12 521101
522	Belleville	0	78	4	5	1	0	0	0	0
503	Black Hawk	0	26	0	0	11	0	0	0	0
508	Chicago	(0)	(0)	(52)	(0)	(0)	(0)	(4)	(0)	(0)
	Daley	0	0	0	0	0	0	0	0	0
	Kennedy-King	0	0	5	0	0	0	0	0	0
	Malcolm X	0	0	0	0	0	0	0	0	0
	Olive-Harvey	0	0	0	0	0	0	0	0	0
	Truman	0	0	0	0	0	0	0	0	0
	Washington	0	0	0	0	0	0	4	0	0
	Wilbur Wright	0	0	47	0	0	0	0	0	0
507	Danville	0	6	0	0	0	0	0	0	0
502	DuPage	0	0	0	0	0	0	5	0	0
509	Elgin	0	4	3	0	0	0	0	0	0
512	Harper	0	0	3	0	4	0	0	6	3
540	Heartland	0	4	0	2	0	0	0	0	0
519	Highland	0	0	2	0	0	0	0	0	0
514	Illinois Central	1	13	35	0	9	0	0	0	0
529	Illinois Eastern	(2)	(45)	(0)	(0)	(0)	(0)	(0)	(0)	(0)
	Frontier	0	11	0	0	0	0	0	0	0
	Lincoln Trail	0	24	0	0	0	0	0	0	0
	Olney Central	0	6	0	0	0	0	0	0	0
	Wabash	2	4	0	0	0	0	0	0	0
513	Illinois Valley	0	29	4	0	0	0	0	0	0
525	Joliet	0	21	2	0	0	0	0	9	0
520	Kankakee	0	0	0	0	0	0	0	0	0
501	Kaskaskia	0	0	1	0	0	0	0	0	0
523	Kishwaukee	0	2	3	0	0	0	0	0	0
532	Lake County	0	35	0	0	0	0	0	0	0
517	Lake Land	0	32	9	0	0	0	0	0	0
536	Lewis & Clark	0	0	4	1	0	0	5	0	0
526	Lincoln Land	0	42	2	0	0	0	3	0	0
530	Logan	0	0	4	0	1	0	0	0	0
528	McHenry	0	17	0	0	0	0	0	0	1
541	Metropolitan	0	4	0	2	0	0	0	0	0
524	Moraine Valley	0	0	2	0	1	0	0	2	0
527	Morton	0	18	9	0	1	0	0	0	0
535	Oakton	0	0	0	0	2	1	7	1	0
505	Parkland	0	5	0	0	2	0	2	0	4
515	Prairie State	0	14	0	0	0	0	0	0	0
521	Rend Lake	0	2	0	6	0	0	0	0	0
537	Richland	0	13	0	0	0	0	0	0	0
511	Rock Valley	0	12	0	3	0	0	0	0	0
518	Sandburg	0	9	2	0	0	0	0	1	0
506	Sauk Valley	0	7	6	0	0	0	0	0	0
531	Shawnee	0	0	2	0	0	0	0	0	0
510	South Suburban	13	5	6	1	0	0	0	0	0
533	Southeastern	0	20	2	0	0	0	0	0	0
534	Spoon River	0	0	6	0	3	0	0	0	0
504	Triton	10	1	1	0	0	0	10	1	0
516	Waubonsee	0	25	3	1	2	0	0	0	0
539	Wood	0	2	8	0	0	0	0	0	0
	TOTALS	26	491	175	21	37	1	36	20	8

SOURCE OF DATA: Annual Enrollment & Completion Data (A1)



Illinois Community College Board  
Table III-9  
ANNUAL DUPLICATED COMPLETERS BY ACADEMIC PROGRAM BY COLLEGE  
FOR FISCAL YEAR 1998

Dist. No.	District/College	Management Information Systems/Business Data Processing, General 12 521201	Business Computer Programming/Programmer 12 521202	Business Systems Networking & Telecommunications 12 521204	Business Computer Facilities Operator 12 521205	Business Marketing/Marketing Management 12 521401	Real Estate 12 521501	General Studies	Vocational Skills	Total
522	Belleville	0	4	0	0	0	1	0	0	1647
503	Black Hawk	0	11	0	0	0	0	10	0	785
508	Chicago	(0)	(160)	(0)	(0)	(0)	(0)	(218)	(255)	(5031)
	Daley	0	16	0	0	0	0	3	0	432
	Kennedy-King	0	13	0	0	0	0	25	5	756
	Malcolm X	0	6	0	0	0	0	9	0	387
	Olive-Harvey	0	26	0	0	0	0	12	0	395
	Truman	0	44	0	0	0	0	38	249	914
	Washington	0	34	0	0	0	0	83	0	1205
	Wilbur Wright	0	21	0	0	0	0	48	1	942
507	Danville	0	23	0	10	0	0	0	0	329
502	DuPage	0	147	0	0	0	0	92	0	2527
509	Elgin	0	9	1	0	0	0	0	0	1066
512	Harper	0	59	0	1	0	0	0	0	1437
540	Heartland	6	2	0	0	0	0	0	0	299
519	Highland	0	1	0	0	0	0	2	0	292
514	Illinois Central	0	41	34	0	0	2	132	1	1623
529	Illinois Eastern	(0)	(1)	(0)	(0)	(0)	(0)	(34)	(0)	(1028)
	Frontier	0	0	0	0	0	0	4	0	110
	Lincoln Trail	0	1	0	0	0	0	15	0	301
	Olney Central	0	0	0	0	0	0	4	0	389
	Wabash	0	0	0	0	0	0	11	0	228
513	Illinois Valley	0	2	7	0	0	0	39	0	662
525	Joliet	0	10	0	0	0	0	5	0	822
520	Kankakee	0	6	0	0	0	0	28	0	350
501	Kaskaskia	0	6	0	0	0	0	12	0	591
523	Kishwaukee	0	0	0	0	0	0	0	0	521
532	Lake County	0	10	9	0	0	0	0	0	1051
517	Lake Land	0	13	0	6	0	0	10	0	954
536	Lewis & Clark	0	17	2	0	0	0	1	0	797
526	Lincoln Land	0	30	8	0	0	2	0	0	916
530	Logan	0	30	0	0	0	0	1	0	699
528	McHenry	0	9	0	0	0	0	17	0	533
541	Metropolitan	0	0	0	0	0	0	0	4	71
524	Moraine Valley	0	25	9	0	0	0	0	0	1268
527	Morton	0	10	0	0	0	0	70	0	379
535	Oakton	0	14	6	0	6	0	0	0	557
505	Parkland	5	36	18	0	0	0	13	0	909
515	Prairie State	0	10	0	1	0	0	15	0	477
521	Rend Lake	0	1	0	0	0	0	0	0	492
537	Richland	0	2	0	0	0	0	4	0	416
511	Rock Valley	0	11	1	4	0	0	3	0	990
518	Sandburg	0	6	0	0	0	0	16	0	412
506	Sauk Valley	0	2	0	0	0	0	3	2	411
531	Shawnee	0	4	0	0	0	0	9	0	292
510	South Suburban	0	22	0	0	0	0	0	0	763
533	Southeastern	0	7	0	0	0	1	13	0	646
534	Spoon River	0	4	0	0	0	0	5	0	283
504	Triton	0	7	0	0	0	3	14	0	1043
516	Waubonsee	0	6	0	0	0	0	17	0	799
539	Wood	0	0	0	0	0	0	2	1	361
	TOTALS	11	758	95	22	6	9	785	263	34,529

SOURCE OF DATA: Annual Enrollment & Completion Data (A1)



Illinois Community College Board  
Table III-10  
SUMMARY OF ADULT EDUCATION COMPLETIONS  
AWARDED IN FISCAL YEAR 1998 BY COMMUNITY COLLEGE DISTRICT

Dist. No.	District/College	Adult Basic Education Levels Completed	English As A Second Language Levels Completed	Total
522	Belleville	112	23	135
503	Black Hawk	85	45	130
508	Chicago	823	673	1,496
507	Danville	89	2	91
502	DuPage	218	402	620
509	Elgin	45	0	45
512	Harper	60	20	80
540	Heartland	35	1	36
519	Highland	20	6	26
514	Illinois Central	94	8	102
529	Illinois Eastern	98	0	98
513	Illinois Valley	63	22	85
525	Joliet	138	48	186
520	Kankakee	69	0	69
501	Kaskaskia	34	1	35
523	Kishwaukee	13	3	16
532	Lake County	32	75	107
517	Lake Land	50	0	50
536	Lewis & Clark	80	5	85
526	Lincoln Land	28	2	30
530	Logan	125	0	125
528	McHenry	34	29	63
541	Metropolitan	74	0	74
524	Moraine Valley	1	213	214
527	Morton	128	282	410
535	Oakton	113	309	422
505	Parkland	37	31	68
515	Prairie State	76	8	84
521	Rend Lake	42	0	42
537	Richland	84	5	89
511	Rock Valley	65	19	84
518	Sandburg	46	2	48
506	Sauk Valley	8	3	11
531	Shawnee	36	0	36
510	South Suburban	5	0	5
533	Southeastern	33	0	33
534	Spoon River	15	0	15
504	Triton	134	188	322
516	Waubonsee	32	72	104
539	Wood	<u>23</u>	<u>4</u>	<u>27</u>
TOTALS		3,297	2,501	5,798

Education levels completed: ABE Beginning (0 - 5.9) to ABE Intermediate, ABE Intermediate (6.0-8.9) to ASE, ESL Beginning Level (CELSA/MELT 0-V) to ESL Intermediate, ESL Intermediate Level (CELSA/MELT VI-VII) to ESL Advanced

SOURCE OF DATA: ISBE Adult Education Data

Illinois Community College Board  
Table III-11  
SUMMARY OF HIGH SCHOOL COMPLETIONS  
AWARDED IN FISCAL YEAR 1998 BY COMMUNITY COLLEGE DISTRICT

Dist. No.	District/College	Passed GED Exam**	Alternative High School Diploma Awarded	Total High School Completions
522	Belleville	364	5	369
503	Black Hawk*	204	59	263
508	Chicago	1,321	0	1,321
507	Danville	71	4	75
502	DuPage	140	0	140
509	Elgin*	51	0	51
512	Harper	56	0	56
540	Heartland	25	0	25
519	Highland	102	0	102
514	Illinois Central	70	0	70
529	Illinois Eastern	32	0	32
513	Illinois Valley*	80	39	119
525	Joliet	160	63	223
520	Kankakee*	128	2	130
501	Kaskaskia	36	0	36
523	Kishwaukee*	144	68	212
532	Lake County	138	1	139
517	Lake Land	84	0	84
536	Lewis & Clark	73	0	73
526	Lincoln Land	77	0	77
530	Logan	69	7	76
528	McHenry*	115	1	116
541	Metropolitan	23	0	23
524	Moraine Valley	166	0	166
527	Morton	144	26	170
535	Oakton	16	14	30
505	Parkland	83	0	83
515	Prairie State	75	22	97
521	Rend Lake	33	0	33
537	Richland	69	0	69
511	Rock Valley	79	0	79
518	Sandburg	41	0	41
506	Sauk Valley	16	0	16
531	Shawnee	46	19	65
510	South Suburban	150	0	150
533	Southeastern*	60	0	60
534	Spoon River*	36	0	36
504	Triton	111	0	111
516	Waubonsee	65	0	65
539	Wood*	<u>71</u>	<u>1</u>	<u>72</u>
TOTALS		4,824	331	5,155

\* GED completion data from ICCB Annual Enrollment and Completion (A1) Data for selected colleges.

\*\* Completeness of the GED count is based on matches between student SSN identifiers in college and ETS data.

SOURCES OF DATA: ISBE Adult Education Data

ICCB Annual Enrollment and Completions (A1) Data for GED completions at selected colleges.



## Section IV

## FINANCIAL DATA

Presented in this section are financial data on audited revenues and expenditures, chargeback computations, local tax rates, tuition and fees, and state aid grants.

Tables IV-1 through IV-3 give historical data for annual enrollments, ICCB grants to colleges, and net instructional unit costs.

Table IV-4 shows the fiscal year 1998 reimbursable credit hours for funded instructional categories and the total reimbursable credit hours for each community college district. Reimbursable credit hours are those hours which qualify for state funding.

Tables IV-5 and IV-6 list the state grants received by each community college district during fiscal year 1998 and fiscal year 1999 for each category of grants.

Table IV-7 shows the per capita costs per credit hour, the chargeback rate, and tuition and fee rates for each community college district. Colleges are limited by law to a tuition rate that does not exceed one-third of their per capita costs.

Table IV-8 lists the total 1997 operating tax extensions and the corporate personal property replacement tax paid to each community college district in 1998.

Table IV-9 itemizes each college's 1997 tax levy rates for the Education Fund; Operations and Maintenance Fund; Bond and Interest Fund; Liability, Protection, and Settlement Fund; Audit Fund; and Other Funds.

Table IV-10 details the fiscal year 1998 net instructional unit cost for funded instructional categories for each community college district.

Tables IV-11 through IV-13 show operating revenues by source and operating expenditures by object and function for the Education and Operation and Maintenance Funds as reported in the districts' fiscal year 1998 external audits.

Tables IV-14 through IV-15 present total current funds revenues by source of funds and expenditures by function for each public community college district as reported in the districts' fiscal year 1998 external audit.

Table IV-16 provides data on energy costs for each college for fiscal year 1998.

ERIC  
Full Text Provided by ERIC

Illinois Community College Board  
Table IV-1

ANNUAL FTE STUDENTS\*  
FISCAL YEAR 1988 THROUGH FISCAL YEAR 1998

Dist. No.	District/College	Annual FY 1988 FTE	Annual FY 1989 FTE	Annual FY 1990 FTE	Annual FY 1991 FTE	Annual FY 1992 FTE	Annual FY 1993 FTE	Annual FY 1994 FTE	Annual FY 1995 FTE	Annual FY 1996 FTE	Annual FY 1997 FTE	Annual FY 1998 FTE
522	Belleville	5,639	6,040	6,335	6,691	7,378	7,782	7,393	7,056	6,991	6,870	6,819
503	Black Hawk	4,590	4,631	4,725	4,906	5,110	5,034	5,194	4,969	5,080	5,110	4,951
508	Chicago	54,079	51,429	51,831	56,147	58,754	55,902	52,403	47,708	45,887	45,748	45,180
507	Danville	1,893	1,924	1,992	2,085	2,182	2,249	1,937	1,736	1,665	1,629	1,629
502	DuPage	10,981	11,936	12,811	13,424	14,019	14,395	14,024	13,890	13,836	13,702	13,748
509	Elgin	2,978	3,403	3,966	4,168	4,465	4,798	4,688	4,585	4,628	4,678	4,754
512	Harper	7,301	7,723	7,923	7,847	8,218	8,183	7,970	7,641	7,413	7,540	7,707
540	Hearthland											
519	Highland	1,687	1,712	1,801	1,790	1,823	1,826	1,796	1,378	1,603	1,743	1,831
514	Illinois Central	6,169	6,038	6,095	6,347	6,668	6,423	6,319	6,144	6,231	6,546	6,560
529	Illinois Eastern	4,134	4,170	4,317	4,567	4,818	4,691	4,423	4,452	4,404	4,603	4,733
513	Illinois Valley	2,469	2,401	2,493	2,605	2,634	2,617	2,572	2,468	2,348	2,423	2,378
525	Joliet	5,181	5,283	5,332	5,512	5,621	5,827	5,578	5,534	5,709	5,811	5,965
520	Kankakee	2,560	2,385	2,457	2,661	2,871	3,037	2,829	2,917	3,070	2,936	2,861
501	Kaskaskia	2,129	2,139	2,254	2,398	2,541	2,602	2,520	2,476	2,354	2,296	2,204
523	Kishwaukee	1,724	1,749	1,772	1,795	1,952	1,881	1,838	1,856	1,912	1,749	1,878
532	Lake County	4,701	5,001	5,552	5,733	5,865	6,032	5,870	5,807	5,887	5,942	6,089
517	Lake Land	2,742	2,708	2,890	2,992	3,217	3,231	3,276	3,141	3,283	3,389	3,738
536	Lewis & Clark	2,496	2,527	2,800	2,985	3,109	3,069	2,852	2,719	2,797	2,864	2,918
526	Lincoln Land	3,718	3,805	3,842	4,102	4,346	4,467	4,335	4,565	4,584	4,622	4,313
530	Logan	2,412	2,771	2,983	3,271	3,383	3,460	3,379	3,580	3,622	3,555	3,664
528	McHenry	1,407	1,537	1,737	1,949	2,267	2,449	2,499	2,531	2,716	2,707	2,789
541	Metropolitan								802	613	625	688
524	Moraine Valley	6,379	7,035	7,402	7,776	8,123	8,084	7,406	7,140	7,040	7,058	7,187
527	Morton	1,409	1,573	1,760	1,869	1,993	1,923	1,845	1,807	1,762	1,955	2,080
535	Oakton	4,783	5,329	5,781	5,960	6,146	6,327	6,289	6,031	6,367	6,070	5,872
505	Parkland	4,116	4,505	4,831	4,905	5,675	5,477	5,139	4,955	4,881	4,752	4,807
515	Prairie State	2,378	2,447	2,542	2,851	3,042	3,029	2,840	2,718	2,746	2,809	2,851
521	Rend Lake	1,914	1,942	2,061	2,180	2,266	2,138	2,219	2,335	2,301	2,296	2,238
537	Richland	1,636	1,720	1,883	1,963	2,167	2,220	2,064	1,869	1,775	1,782	1,829
511	Rock Valley	3,548	3,664	3,849	4,117	4,316	4,321	4,369	4,170	4,141	4,072	4,082
518	Sandburg	1,645	1,659	1,605	1,684	1,800	1,794	1,636	1,729	1,825	1,852	1,847
506	Sauk Valley	1,677	1,652	1,646	1,792	1,873	1,744	1,567	1,503	1,487	1,486	1,454
531	Shawnee	965	945	964	1,099	1,364	1,396	1,400	1,353	1,357	1,282	1,296
510	South Suburban	3,416	3,884	4,012	4,204	4,759	5,106	4,984	4,574	4,437	4,168	4,187
533	Southeastern	2,224	2,180	2,296	2,348	2,320	2,245	2,300	2,277	2,147	2,025	1,960
534	Spoon River	1,089	1,066	1,086	1,283	1,382	1,457	1,274	1,187	1,204	1,206	1,132
504	Triton	8,183	8,183	8,185	8,391	8,266	8,236	7,489	7,646	8,154	8,349	8,387
516	Waubensee	2,270	2,526	2,875	3,007	3,104	3,267	3,363	3,376	3,437	3,582	3,695
539	Wood	1,381	1,382	1,466	1,490	1,522	1,386	1,261	1,173	1,187	1,204	1,272
TOTALS		180,003	183,004	190,152	200,894	211,359	210,105	201,140	195,505	194,444	194,266	194,995

\*Calculated from annual reimbursable credit hours  
SOURCE OF DATA: ICCB Credit Hour Claims

BEST COPY AVAILABLE



Illinois Community College Board

Table IV-2

TOTAL ICCB GRANTS PAID TO COMMUNITY COLLEGES  
FISCAL YEAR 1992 THROUGH FISCAL YEAR 1999

Dist. No.	District/College	FY 1992 Total Grants	FY 1993 Total Grants	FY 1994 Total Grants	FY 1995 Total Grants	FY 1996 Total Grants	FY 1997 Total Grants	FY 1998 Total Grants	FY 1999 Total Grants
522	Belleville	\$8,912,403	\$8,930,408	\$9,996,639	\$11,588,232	\$11,944,222	\$12,919,931	\$13,197,001	\$13,693,129
503	Black Hawk	7,011,571	6,978,585	7,340,297	7,560,329	8,374,803	8,821,192	9,496,762	10,286,682
508	Chicago	53,763,432	56,160,170	56,489,317	55,307,152	55,004,449	54,867,655	54,437,927	54,930,479
507	Danville	3,189,140	3,146,845	3,288,457	3,491,144	3,624,427	3,813,564	3,754,788	3,830,962
502	DuPage	12,051,255	11,939,840	11,964,764	12,627,767	13,179,428	13,790,384	14,154,326	15,081,253
509	Elgin	3,714,451	3,640,406	3,836,507	4,201,372	4,307,067	4,691,917	4,903,069	5,335,270
512	Harper	7,095,854	6,595,465	6,742,589	6,865,061	7,387,696	7,560,636	7,718,768	8,139,624
540	Heartland						1,682,175	1,978,600	2,268,286
519	Highland	2,769,746	2,491,418	2,458,116	2,584,034	2,783,363	3,088,573	3,085,376	3,024,912
514	Illinois Central	7,679,254	7,577,320	7,652,605	7,776,102	8,299,320	8,550,807	8,990,741	10,040,722
529	Illinois Eastern	7,443,518	7,523,449	7,893,756	8,289,703	8,645,907	9,407,968	10,115,803	11,405,568
513	Illinois Valley	2,440,673	2,492,913	2,438,812	2,473,722	2,645,841	2,923,061	3,033,110	3,238,587
525	Joliet	5,031,849	4,867,164	4,829,447	5,115,972	5,325,738	5,720,266	6,105,851	6,637,669
520	Kankakee	3,984,002	3,897,761	4,355,528	4,927,588	4,791,921	5,315,643	5,948,450	6,159,953
501	Kaskaskia	3,690,756	3,813,223	4,139,871	4,331,001	4,650,210	5,090,772	5,331,459	5,498,425
523	Kishwaukee	2,729,376	2,455,612	2,554,458	2,494,373	2,654,823	2,978,101	3,105,796	3,112,985
532	Lake County	5,225,514	5,035,053	5,027,855	5,266,182	5,571,405	5,903,991	6,081,848	6,577,240
517	Lake Land	3,829,689	3,755,129	4,209,942	4,591,794	4,923,519	5,259,389	5,791,824	6,550,682
536	Lewis & Clark	3,418,863	3,342,042	3,342,042	3,529,624	3,780,402	4,039,454	4,297,924	5,010,532
526	Lincoln Land	3,777,511	3,804,974	3,874,207	4,051,525	4,286,015	4,818,344	5,160,656	5,640,488
530	Logan	5,410,548	6,041,715	6,232,524	6,784,207	7,260,943	8,510,363	9,447,213	10,018,663
528	McHenry	1,623,317	1,766,576	1,982,642	2,147,914	2,361,952	2,596,410	2,849,976	3,119,537
541	Metropolitan						2,324,857	2,144,312	1,819,657
524	Moraine Valley	7,426,585	7,093,419	7,230,433	7,327,879	7,570,684	7,536,024	7,535,553	7,960,135
527	Morton	1,819,208	1,709,953	1,811,652	1,833,487	1,908,350	2,163,780	2,242,755	2,671,800
535	Oakton	5,176,328	4,950,623	5,000,129	5,291,025	5,696,547	6,005,266	6,464,993	6,610,315
505	Parkland	5,457,576	4,911,077	5,954,200	6,138,854	6,644,624	6,661,421	6,628,947	6,719,915
515	Prairie State	2,578,497	2,625,273	2,752,858	2,763,692	2,944,497	3,135,988	3,415,543	3,771,699
521	Rend Lake	3,848,469	3,920,115	4,041,847	4,108,903	4,358,233	4,994,048	5,428,696	5,889,394
537	Richland	1,741,509	1,734,528	1,865,178	1,943,716	2,046,188	2,288,960	2,293,923	2,377,645
511	Rock Valley	3,738,825	3,753,256	3,793,454	3,847,896	4,187,882	4,464,383	4,604,212	4,844,598
518	Sandburg	2,031,043	1,917,516	2,129,184	2,233,779	2,288,356	2,671,293	3,173,508	3,540,614
506	Sauk Valley	2,230,739	2,217,439	2,295,426	2,327,003	2,389,055	2,540,632	2,549,889	2,741,392
531	Shawnee	1,783,995	1,896,714	2,468,869	2,690,240	2,913,163	3,281,289	3,533,128	3,713,847
510	South Suburban	4,878,025	4,383,016	4,984,812	6,173,345	6,290,196	7,099,445	7,341,227	7,063,308
533	Southeastern	4,074,090	3,977,343	4,024,591	4,178,918	4,591,564	5,034,661	5,355,455	5,550,454
534	Spoon River	1,599,810	1,659,284	1,633,330	1,796,487	1,786,143	2,014,395	2,060,291	2,327,767
504	Triton	8,399,833	7,920,530	7,635,909	7,768,211	7,943,413	8,234,878	8,959,950	9,657,662
516	Waubensee	2,613,578	2,570,435	2,618,486	2,824,993	3,045,086	3,389,490	3,523,213	3,967,555
539	Wood	2,229,467	2,006,101	1,930,584	1,951,200	1,950,158	2,112,359	2,144,771	2,333,865
<b>TOTALS</b>		\$216,420,299	\$215,449,701	\$222,821,316	\$231,204,426	\$240,357,589	\$258,303,762	\$268,387,634	\$283,163,271

\*Heartland and Metropolitan were included in the system funding formula in fiscal year 1997 for the first time.  
SOURCE OF DATA: ICCB Records




Table IV-3

NET INSTRUCTIONAL UNIT COST IN ILLINOIS PUBLIC COMMUNITY COLLEGES  
SINCE FISCAL YEAR 1992

Dist.	District/College	FY 1992	FY 1993	FY 1994	FY 1995	FY 1996	FY 1997	FY 1998
522	Belleville	\$105.82	\$106.73	\$115.93	\$125.33	\$133.82	\$139.94	\$149.28
503	Black Hawk	130.94	141.07	142.18	159.55	162.45	180.41	179.48
508	Chicago	108.75	114.61	117.08	135.91	154.72	141.25	155.09
	City-Wide	98.77	120.08	--	--	--	--	--
	Daley	123.14	141.60	126.79	152.58	141.92	133.84	149.84
	Kennedy-King	99.11	112.86	110.60	163.16	211.20	162.10	175.74
	Malcolm X	97.42	92.70	101.73	119.67	135.27	132.22	143.89
	Olive-Harvey	112.58	118.69	131.97	149.32	166.70	146.31	162.80
	Truman	101.52	101.94	107.78	122.03	133.25	127.81	142.81
	Washington	144.83	148.13	135.42	136.57	177.07	169.11	184.83
	Wright	127.23	122.91	127.13	136.03	156.83	142.63	153.82
507	Danville	120.96	129.93	143.97	170.47	185.04	212.85	205.33
502	DuPage	120.35	124.26	134.86	143.55	148.46	158.06	165.18
509	Elgin	133.46	138.97	144.08	161.87	158.84	180.29	196.61
512	Harper	161.06	163.08	178.72	160.70	220.69	219.30	222.30
540	Heartland				154.98	169.44	161.72	177.35
519	Highland	131.08	143.01	140.88	158.04	181.66	174.56	182.94
514	Illinois Central	124.83	133.16	152.64	149.11	143.51	168.50	173.41
529	Illinois Eastern	85.63	85.37	93.40	98.04	105.67	119.84	131.55
	Frontier	98.27	62.69	75.06	75.50	90.48	104.35	132.72
	Lincoln Trail	104.07	103.93	114.64	117.53	124.89	128.78	137.16
	Olney Central	78.24	101.98	105.90	117.30	128.29	164.24	173.51
	Wabash Valley	64.91	77.32	83.15	87.29	90.06	97.63	103.83
513	Illinois Valley	111.82	118.81	128.77	139.88	155.35	166.47	173.10
525	Joliet	143.86	145.15	158.98	178.19	194.66	200.64	187.89
520	Kankakee	93.29	92.69	102.81	104.19	104.92	116.97	130.35
501	Kaskaskia	112.59	111.56	123.75	131.50	136.10	141.28	158.26
523	Kishwaukee	123.83	131.17	144.26	150.88	153.25	179.45	187.33
532	Lake County	162.59	157.02	181.14	187.18	195.85	208.81	218.88
517	Lake Land	102.05	103.17	126.53	133.67	132.56	133.36	146.42
536	Lewis & Clark	98.82	109.91	124.33	143.38	141.78	175.99	166.74
526	Lincoln Land	116.48	117.79	132.62	142.43	154.95	164.06	185.49
530	Logan	119.28	111.12	124.19	127.47	143.69	155.85	162.96
528	McHenry	132.52	134.45	143.67	149.23	154.38	167.93	182.46
541	Metropolitan/SCC	189.53	154.71	DNS	155.79	155.79	132.49	DNS
524	Moraine Valley	159.83	136.17	160.72	164.54	174.17	175.85	174.53
527	Morton	141.87	145.58	155.63	153.54	163.19	160.21	155.32
535	Oakton	132.92	127.85	133.86	150.05	150.86	167.50	182.14
505	Parkland	125.15	146.46	154.08	169.00	176.44	185.40	194.42
515	Prairie State	125.97	133.69	143.42	156.65	160.24	181.06	173.38
521	Rend Lake	99.83	120.32	120.69	132.82	132.50	155.95	173.11
537	Richland	114.97	113.07	134.40	158.23	175.79	198.99	204.66
511	Rock Valley	138.16	147.55	151.39	162.88	172.64	177.83	192.84
518	Sandburg	124.45	130.58	130.58	163.17	163.17	207.27	197.19
506	Sauk Valley	134.54	138.56	154.96	164.82	200.45	196.54	205.32
531	Shawnee	116.51	70.54	136.07	161.85	170.32	170.53	152.54
510	South Suburban	129.71	133.81	141.00	162.52	164.81	159.48	155.30
533	Southeastern	114.70	120.55	127.15	138.40	143.79	153.76	175.53
534	Spoon River	116.30	119.20	127.38	127.63	156.13	171.04	190.94
504	Triton	149.00	154.41	160.88	158.98	154.35	152.84	163.92
516	Waubonsee	150.74	163.18	156.89	162.14	185.91	184.00	190.39
539	Wood	<u>140.43</u>	<u>147.42</u>	<u>162.90</u>	<u>176.48</u>	<u>182.77</u>	<u>184.54</u>	<u>172.34</u>
	STATE AVERAGES	\$123.44	\$126.88	\$136.09	\$147.68	\$158.95	\$163.40	\$171.76

DNS = Data Not Submitted

SOURCE OF DATA: Unit Cost Reports

Illinois Community College Board  
Table IV-4  
FISCAL YEAR 1998 TOTAL REIMBURSABLE CREDIT HOURS

Dist. No.	District	Baccalaureate	Business	Technical	Health	Remedial	ABE/ASE	Total
522	Belleville	112,127	21,451	34,864	10,552	17,410	8,159	204,563
503	Black Hawk	76,859	10,583	19,039	6,191	8,286	27,560	148,518
508	Chicago	335,691	53,736	74,293	63,182	95,049	733,446	1,355,397
507	Danville	28,271	4,706	7,535	1,363	3,536	3,464	48,875
502	DuPage	257,799	32,264	62,655	12,013	24,831	22,882	412,444
509	Elgin	77,281	11,361	18,755	7,090	8,189	19,947	142,623
512	Harper	150,372	17,001	19,074	7,280	24,795	12,675	231,197
540	Heartland	38,049	3,302	4,248	1,332	7,173	840	54,944
519	Highland	27,221	2,652	3,850	2,654	6,265	4,153	46,795
514	Illinois Central	126,049	16,640	25,778	9,158	7,750	7,284	192,659
529	Illinois Eastern	65,121	11,344	41,518	15,487	4,747	3,764	141,981
513	Illinois Valley	42,211	6,033	12,925	3,137	3,266	3,771	71,343
525	Joliet	102,803	10,247	31,403	5,773	18,688	10,035	178,949
520	Kankakee	31,669	5,554	7,775	8,342	6,857	25,619	85,816
501	Kaskaskia	37,280	6,255	9,767	8,313	2,569	1,927	66,111
523	Kishwaukee	34,099	3,568	5,718	3,614	3,956	5,385	56,340
532	Lake County	112,128	8,227	23,948	6,793	15,997	15,583	182,676
517	Lake Land	60,559	11,172	26,338	6,420	4,590	3,063	112,142
536	Lewis & Clark	50,866	7,140	10,033	6,069	7,392	6,039	87,539
526	Lincoln Land	80,547	10,468	16,750	8,142	11,644	1,846	129,397
530	Logan	66,966	9,541	12,140	8,697	5,224	7,348	109,916
528	McHenry	54,903	6,627	7,710	2,310	4,571	7,540	83,661
524	Moraine Valley	144,981	12,328	21,118	11,567	15,562	10,042	215,598
527	Morton	29,284	3,061	3,953	3,880	3,104	19,118	62,400
535	Oakton	93,023	9,861	20,622	6,937	17,557	28,171	176,171
505	Parkland	91,641	8,430	16,451	9,020	14,292	4,371	144,205
515	Prairie State	47,033	5,401	9,610	6,337	9,188	7,956	85,525
521	Rend Lake	35,260	4,791	15,191	5,084	3,954	2,856	67,136
537	Richland	35,013	4,045	5,901	2,012	5,163	2,729	54,863
511	Rock Valley	74,604	7,731	19,894	4,351	11,123	4,756	122,459
518	Sandburg	31,338	4,484	7,770	4,813	3,533	3,475	55,413
506	Sauk Valley	26,708	3,539	5,638	2,604	4,034	1,100	43,623
531	Shawnee	22,338	3,846	3,462	4,229	1,664	3,354	38,893
510	South Suburban	57,027	9,028	10,040	11,187	14,576	23,740	125,598
533	Southeastern	28,855	4,709	13,400	7,076	2,180	2,575	58,795
534	Spoon River	22,913	2,589	3,760	1,988	1,181	1,530	33,961
504	Triton	116,007	23,574	39,359	22,604	12,977	37,087	251,608
516	Waubonsee	57,275	9,133	10,861	4,189	6,782	22,616	110,856
539	Wood	<u>21,432</u>	<u>3,913</u>	<u>5,358</u>	<u>2,477</u>	<u>2,868</u>	<u>2,101</u>	<u>38,149</u>
STATE TOTALS		2,903,603	390,335	688,504	314,267	422,523	1,109,907	5,829,139

\*The credit hours used for funding purposes may not be the same as presented in this table.  
SOURCE OF DATA: ICCB Credit Hour Claims

Illinois Community College Board  
Table IV-5  
SUMMARY OF FISCAL YEAR 1998 ICCB GRANTS TO ILLINOIS PUBLIC COMMUNITY COLLEGES

Dist. No.	District	Credit Hour Grants	Small College Grants	Equalization Grants	Special Population Grants	Workforce Preparation				Advanced Technology			Deferred Maint. Grants	Retirees Health Ins. Grants	Total Grants
						Business/Industry	Education to Careers	Student Support Services	Instructional Equipment	Technology Support	Health Ins. Grants	Total Grants			
522	Belleville	\$6,604,172	\$0	\$5,515,355	\$191,621	\$199,822	\$124,509	\$72,055	\$217,819	\$148,670	\$43,150	\$79,828	\$13,197,001		
523	Black Hawk	4,358,768	0	4,174,749	260,427	143,015	113,628	44,712	135,229	142,617	43,150	80,467	9,496,762		
508	Chicago	32,434,991	0	12,073,664	6,874,099	4,999,581	165,271	492,607	653,622	227,108	317,050	699,934	54,437,927		
507	Danville	1,536,615	120,000	1,537,529	88,498	81,598	111,944	14,335	45,939	117,065	43,150	58,115	3,754,788		
502	DuPage	12,604,217	0	0	257,274	298,014	132,623	167,294	360,574	131,633	48,150	154,547	14,154,326		
509	Elgin	4,041,444	0	0	215,943	136,340	122,524	50,973	125,526	102,777	48,150	59,392	4,903,069		
540	Hearland	6,672,222	0	0	223,335	153,362	147,752	84,370	150,272	105,194	48,150	134,111	7,718,768		
512	Highland	1,432,416	120,000	908,846	59,075	67,482	108,339	14,889	25,416	117,833	33,150	0	1,978,600		
519	Illinois Central	1,518,646	0	2,404,747	87,727	75,100	108,119	23,701	36,492	129,639	38,150	38,956	3,085,376		
514	Illinois Eastern	5,656,337	0	0	117,368	162,310	117,856	58,828	163,282	136,054	48,150	125,809	8,990,741		
529	Illinois Eastern	4,594,306	0	4,426,825	150,976	193,734	108,486	77,091	208,967	161,510	132,600	61,308	10,115,803		
513	Illinois Valley	2,331,805	120,000	0	59,383	99,040	112,302	20,155	71,297	121,586	38,150	59,392	3,033,110		
525	Joliet	5,198,699	0	0	194,113	148,366	122,821	49,117	143,009	111,530	48,150	90,046	6,105,851		
520	Kankakee	2,450,101	0	2,763,851	243,931	100,880	111,992	30,439	73,971	107,674	38,150	27,461	5,948,450		
501	Kaskaskia	2,429,511	120,000	2,181,384	65,441	109,301	112,546	17,465	86,214	134,407	38,150	37,040	5,331,459		
523	Kishwaukee	1,718,364	120,000	772,423	82,950	80,324	106,480	17,819	44,086	98,378	38,150	26,822	3,105,796		
532	Lake County	5,240,601	0	0	189,993	130,687	119,487	74,406	117,306	105,019	48,150	56,199	6,081,848		
517	Lake Land	3,194,490	0	1,870,678	70,906	138,510	110,698	28,457	128,680	151,224	38,150	60,031	5,791,824		
536	Lewis & Clark	2,530,754	0	1,096,551	133,541	99,631	112,942	26,841	72,155	135,101	43,150	47,258	4,297,924		
526	Lincoln Land	4,288,298	0	50,000	105,023	146,054	116,844	57,625	139,648	155,790	38,150	63,224	5,160,656		
530	Logan	3,285,947	0	5,518,058	117,037	114,801	113,476	28,325	94,210	108,471	38,150	28,738	9,447,213		
528	McHenry	2,314,816	0	0	93,790	87,833	109,944	29,962	55,003	99,403	38,150	21,075	2,849,976		
541	Metropolitan	648,831	120,000	981,790	61,260	62,677	106,763	5,242	18,430	106,169	33,150	0	2,144,312		
524	Moraine Valley	6,544,494	0	50,000	183,204	156,280	140,112	69,552	154,515	103,032	48,150	86,214	7,535,553		
527	Morton	1,530,152	120,000	50,000	107,339	75,710	112,572	21,242	37,378	84,434	38,150	65,778	2,242,755		
535	Oakton	5,462,813	0	0	294,441	140,078	133,029	82,791	130,959	144,139	43,150	68,972	6,464,993		
505	Parkland	4,724,349	0	1,080,625	153,923	137,110	111,479	44,303	126,645	144,139	43,150	63,224	6,628,947		
515	Prairie State	2,545,630	0	228,744	120,759	95,177	129,738	30,436	65,681	92,365	43,150	63,863	3,415,543		
521	Rend Lake	2,288,598	120,000	2,414,189	77,817	112,845	113,389	28,041	91,367	115,761	38,150	30,654	5,428,696		
537	Richland	1,662,725	120,000	0	96,090	76,151	116,112	42,832	38,020	117,029	33,150	16,604	2,293,923		
511	Rock Valley	3,855,985	0	0	124,761	127,366	116,112	42,832	112,478	108,086	43,150	73,442	4,604,212		
518	Sandburg	1,759,026	120,000	734,519	75,907	92,175	109,717	17,228	61,316	141,093	33,150	29,377	3,173,508		
506	Sauk Valley	1,416,467	120,000	503,284	60,840	78,477	107,517	13,885	41,401	126,550	43,150	38,318	2,549,889		
531	Shawnee	1,289,451	120,000	1,665,477	55,717	80,275	111,702	11,977	44,015	106,676	33,150	14,688	3,533,128		
510	South Suburban	4,096,251	0	2,287,434	305,840	130,589	126,042	53,460	117,164	97,637	43,150	83,660	7,341,227		
533	Southeastern	2,265,859	120,000	2,365,993	83,214	120,022	113,922	18,912	101,801	101,869	33,150	21,713	5,355,455		
534	Spoon River	1,109,295	120,000	362,190	48,763	72,247	109,610	12,186	32,343	125,383	33,150	35,124	2,060,291		
504	Triton	7,586,020	0	0	333,262	242,872	119,745	98,077	280,406	107,727	48,150	143,691	8,959,950		
516	Waubesaet	2,827,545	0	0	172,857	106,466	112,034	35,084	82,092	101,197	43,150	42,788	3,523,213		
539	Wood	1,116,499	120,000	407,500	61,555	77,700	129,663	12,522	40,272	134,415	33,150	11,495	2,144,771		
STATE TOTALS		\$169,167,510	\$1,920,000	\$58,426,405	\$12,300,000	\$5,250,002	\$4,725,003	\$2,100,001	\$4,725,000	\$4,875,005	\$1,999,350	\$2,899,358	\$268,387,634		
OTHER RETIREES ROUNDING		90	95	95	(1)	(3)	(1)	(5)	639	3	650	827			
TOTAL		\$169,167,600	\$1,920,000	\$58,426,500	\$12,300,000	\$5,250,000	\$4,725,000	\$2,100,000	\$4,725,000	\$4,875,000	\$2,000,000	\$2,900,000	\$268,389,100		

SOURCE OF DATA: ICCB Financial Records



Illinois Community College Board  
Table IV-6  
SUMMARY OF FISCAL YEAR 1999 ICCB GRANTS TO ILLINOIS PUBLIC COMMUNITY COLLEGES

Dist. No.	District	Base Operating Grants	Small College Grants	Equalization Grants	Performance Based Initiative	Special Population Grants	Workforce Preparation		Advanced Technology			Deferred Maint. Grants	Retirees Health Ins. Grants	Total Grants to Colleges
							Business/ Industry	Educ. to Careers	Welfare to Work	Instructional Equipment	Technology Support			
522	Belleville	\$6,765,515	\$0	\$5,675,509	\$48,110	202,231	208,802	121,079	228,926	163,151	77,634	45,200	78,871	13,693,129
503	Black Hawk	4,549,425	0	4,605,217	31,106	294,678	149,616	66,100	137,870	156,333	55,481	45,200	81,814	10,286,682
508	Chicago	31,321,725	0	13,543,571	175,040	6,310,260	514,656	145,696	699,470	249,270	430,005	331,400	686,885	54,930,479
507	Danville	1,547,155	120,000	1,513,651	13,619	76,722	90,289	115,014	46,599	125,376	40,005	45,200	53,562	3,830,962
502	DuPage	13,310,835	0	0	18,121	336,850	305,215	136,919	377,253	143,356	136,478	50,200	159,508	15,081,253
509	Elgin	4,348,831	0	0	58,132	217,597	146,724	121,669	133,422	108,303	65,668	50,200	60,036	5,335,270
512	Harpur	6,921,190	0	0	30,170	276,078	161,862	135,168	156,711	110,883	98,987	50,200	135,964	8,139,624
540	HIGHLAND	1,603,398	120,000	771,867	10,775	75,181	79,137	109,973	29,441	127,018	20,175	35,200	0	2,268,286
519	Highland	4,999,857	120,000	0	10,775	96,427	82,924	109,979	35,268	140,258	19,087	40,200	37,670	3,024,912
514	Illinois Central	6,137,639	0	2,813,466	34,061	125,497	176,311	120,543	178,939	149,402	62,503	50,200	120,661	10,040,722
529	Illinois Eastern	5,231,583	0	4,936,028	37,147	139,041	218,052	110,751	243,156	178,739	45,592	140,800	62,979	11,405,568
513	Illinois Valley	2,419,876	120,000	0	13,175	74,380	108,302	116,293	74,310	130,905	21,164	40,200	57,682	3,238,587
525	Joliet	5,551,526	0	0	31,174	226,425	165,522	123,954	162,342	119,486	48,163	50,200	88,877	6,637,669
520	Kankakee	2,483,693	0	2,803,571	20,108	283,721	111,081	112,779	78,586	114,816	24,032	40,200	22,366	6,159,953
501	Kaskaskia	2,518,296	120,000	2,168,467	18,288	58,824	117,576	111,861	88,578	146,507	16,714	35,200	35,315	5,498,425
523	Kishwaukee	1,766,540	120,000	623,703	10,790	90,375	90,173	109,346	46,420	103,227	24,823	40,200	26,487	3,112,985
532	Lake County	5,561,205	0	0	24,964	233,394	145,097	122,840	130,919	110,559	64,283	40,200	62,979	6,577,240
517	Lake Land	3,472,503	0	2,222,977	23,475	73,575	147,804	112,599	135,084	166,893	33,724	40,200	59,448	6,550,682
536	Lewis & Clark	2,755,669	0	1,477,691	16,790	121,952	111,869	114,042	79,799	147,598	29,966	45,200	43,556	5,010,532
526	Lincoln Land	4,640,912	0	50,000	21,668	114,375	157,104	116,794	149,391	172,114	42,031	40,200	67,099	5,640,488
530	Logan	3,475,887	0	5,780,200	32,192	101,117	123,153	117,517	97,159	116,476	34,812	40,200	33,550	10,018,663
528	McHenry	2,478,084	0	0	11,026	107,219	96,110	13,372	55,554	104,355	29,274	40,200	23,544	3,119,537
541	Metropolitan	511,928	120,000	696,380	6,011	67,202	66,983	109,377	157,914	112,272	35,200	35,200	0	1,819,657
524	Moraine Valley	6,833,379	0	50,000	35,228	209,885	162,644	129,883	107,914	108,329	60,130	50,200	90,643	7,960,135
527	Morton	1,609,043	120,000	254,950	8,745	175,173	82,688	112,670	135,198	157,760	58,646	40,200	62,979	2,671,800
535	Oakton	5,447,191	0	0	26,002	363,747	147,879	125,475	135,198	108,972	19,582	40,200	71,105	6,610,315
505	Parkland	4,790,709	0	966,959	27,782	161,102	141,331	12,942	135,198	157,760	53,009	45,200	72,397	6,719,915
515	Prairie State	2,695,020	0	311,225	14,432	143,234	108,444	124,239	74,529	96,296	29,867	45,200	61,213	3,771,699
521	Rend Lake	2,438,131	120,000	2,623,530	21,213	67,436	124,643	15,483	99,451	124,227	22,450	40,200	29,430	5,889,394
537	Richland	1,657,661	120,000	0	8,165	86,153	84,453	16,624	117,446	124,769	23,241	35,200	17,658	2,377,645
511	Rock Valley	3,980,993	0	0	18,707	131,680	136,340	17,439	117,446	115,236	38,372	45,200	72,985	4,844,598
518	Sandburg	1,852,704	120,000	901,358	11,215	73,158	101,995	111,827	64,607	154,574	21,659	35,200	30,018	3,540,614
506	Sauk Valley	1,472,285	120,000	489,560	10,456	59,329	87,175	109,764	41,807	137,051	17,505	45,200	36,493	2,688,325
531	Shawnee	1,321,609	120,000	1,717,040	12,328	53,615	87,547	116,461	42,380	113,344	16,120	35,200	15,303	3,713,847
510	South Suburban	3,990,739	0	2,027,149	26,299	293,043	138,279	21,089	120,429	100,278	35,801	45,200	82,403	7,063,308
533	Southeastern	2,308,622	120,000	2,428,312	19,094	72,851	125,630	116,288	100,969	117,890	17,109	40,200	21,189	5,550,454
534	Spoon River	1,192,427	120,000	450,893	7,178	45,068	81,145	115,927	32,530	35,623	17,604	35,200	32,372	2,327,767
504	Triton	8,084,324	0	0	37,307	378,901	260,952	17,153	309,156	120,256	86,140	50,200	140,673	9,657,662
516	Waubesaee	3,090,033	0	0	14,748	223,703	118,298	114,511	89,690	106,570	53,602	45,200	46,499	3,967,555
539	Wood	1,170,604	120,000	453,892	8,286	58,799	86,196	125,820	40,301	146,161	15,922	35,200	11,183	2,333,865
STATE TOTALS		174,808,749	1,920,000	62,357,166	999,996	12,299,998	5,650,001	4,725,001	4,999,997	5,250,000	2,000,000	2,099,800	2,899,396	283,110,204
ADVERSE COURT				33,067										33,067
OTHER RETIREES														589
ROUNDING		1,951		667	4	2	(1)	(1)	3			200	15	2,740
		\$174,810,700	\$1,920,000	\$62,410,900	\$1,000,000	\$12,300,000	\$5,650,000	\$4,725,000	\$5,000,000	\$5,250,000	\$2,000,000	\$2,100,000	\$2,900,000	\$283,166,600

SOURCE OF DATA: ICCB Financial Records



## Illinois Community College Board

Table IV-7

## PER CAPITA COSTS, CHARGEBACK RATES, AND STUDENT TUITION AND FEE RATES AT ILLINOIS PUBLIC COMMUNITY COLLEGE DISTRICTS

Dist. No.	District	FY 1998 Per Capita Costs a)	FY 1999 Chargeback Rates a)	FY 1999 Student Tuition & Fee Rates b)
522	Belleville	194.59	68.88	43.50
503	Black Hawk	238.10	89.63	53.00
508	Chicago	170.06	162.95	49.17
507	Danville	312.03	134.16	42.00
502	DuPage	222.78	117.10	45.00
509	Elgin	255.97	161.21	43.00
512	Harper	263.90	162.40	56.33
540	Heartland	217.89	111.39	40.00
519	Highland	267.96	128.55	44.35
514	Illinois Central	244.13	94.99	44.45
529	Illinois Eastern	167.99	49.93	35.50
513	Illinois Valley	234.87	106.13	50.00
525	Joliet	218.42	109.63	49.00
520	Kankakee	203.53	68.12	38.00
501	Kaskaskia	194.28	69.19	39.75
523	Kishwaukee	271.65	141.55	44.00
532	Lake County	319.28	190.21	52.00
517	Lake Land	226.05	64.65	48.00
536	Lewis & Clark	274.09	132.25	48.00
526	Lincoln Land	201.45	92.18	43.00
530	Logan	185.84	82.82	36.00
528	McHenry	241.97	160.56	43.47
541	Metropolitan	DNS	DNS	44.00
524	Moraine Valley	250.01	140.91	49.00
527	Morton	221.82	88.87	48.00
535	Oakton	245.73	144.70	40.25
505	Parkland	243.02	127.29	49.00
515	Prairie State	263.43	121.72	56.00
521	Rend Lake	282.03	154.49	38.00
537	Richland	237.95	96.09	44.50
511	Rock Valley	261.51	123.09	43.00
518	Sandburg	266.66	106.00	57.50
506	Sauk Valley	257.91	104.19	46.00
531	Shawnee	231.56	66.86	38.00
510	South Suburban	276.97	144.83	54.00
533	Southeastern	213.12	84.49	34.00
534	Spoon River	243.66	93.53	50.00
504	Triton	207.00	98.45	44.50
516	Waubonsee	270.28	155.19	42.23
539	Wood	<u>243.15</u>	<u>99.32</u>	<u>54.00</u>
	AVERAGES	\$233.57	\$111.21	\$45.49

DNS = Data Not Submitted

SOURCES OF DATA: a) Certificate of Chargeback Reimbursement  
b) ICCB Survey



Illinois Community College Board  
Table IV-8  
1997 OPERATING TAX EXTENSIONS\* FOR REAL ESTATE  
AND OTHER PROPEORTY TAX AND 1998 CORPORATE PERSONAL  
PROPERTY REPLACEMENT TAX REVENUES

<u>Dist.</u> <u>No.</u>	<u>District</u>	<u>1997 Operating</u> <u>Tax Extension a)</u>	<u>1998 Total</u> <u>CPPRT b)</u>
522	Belleville	5,216,555	1,012,090
503	Black Hawk	4,913,502	995,849
508	Chicago	75,002,820	9,914,725
507	Danville	3,059,020	419,037
502	DuPage	43,718,178	1,129,370
509	Elgin	17,192,616	410,134
512	Harper	29,998,444	697,930
540	Heartland	5,264,369	583,831
519	Highland	2,671,893	292,647
514	Illinois Central	8,611,944	2,140,526
529	Illinois Eastern	2,262,127	488,969
513	Illinois Valley	3,383,376	875,239
525	Joliet	15,221,518	1,431,591
520	Kankakee	2,498,261	357,531
501	Kaskaskia	1,903,176	361,405
523	Kishwaukee	3,931,001	190,980
532	Lake County	25,467,551	861,322
517	Lake Land	3,678,625	317,305
536	Lewis & Clark	4,511,874	721,744
526	Lincoln Land	12,022,269	800,109
530	Logan	2,238,254	457,619
528	McHenry	9,656,320	236,794
541	Metropolitan	199,676	236,603
524	Moraine Valley	13,975,466	915,468
527	Morton	4,366,563	911,906
535	Oakton	24,020,337	747,020
505	Parkland	9,351,381	1,603,401
515	Prairie State	4,673,593	351,233
521	Rend Lake	1,236,336	312,614
537	Richland	4,497,023	314,688
511	Rock Valley	11,023,870	1,122,464
518	Sandburg	2,318,378	197,712
506	Sauk Valley	2,815,494	337,932
531	Shawnee	746,633	358,902
510	South Suburban	5,549,329	408,756
533	Southeastern	1,176,301	163,036
534	Spoon River	1,284,322	667,256
504	Triton	15,923,100	1,461,347
516	Waubonsee	10,312,853	672,319
539	Wood	<u>1,828,861</u>	<u>365,715</u>
TOTALS		\$397,723,209	\$35,845,119

\*1997 tax extensions are collectible in 1998

SOURCES OF DATA: a) ICCB 1999 Tax Survey  
b) Department of Revenue

Illinois Community College Board  
Table IV-9  
1997 TAX LEVY RATES (PER \$100 OF EAV)

Dist. No.	District	Impacted by PTELL*	Education Fund	Oper. & Maint. Fund	Supp. Equity	Liability, Protect. & Settlement Fund	Audit Fund	Building Bonds	Working Cash Bonds	Protect., Health & Safety Bonds	Teacher's Orders/Other	Prot., Health., & Safety Tax Levy	PBC Oper. & Maint. Fund	PBC Rental Fund	Total
522	Belleville		13.20	2.80		2.75	0.07		1.23			3.33			23.38
503	Black Hawk		11.96	6.98	4.26	9.12	0.38					4.76			37.46
508	Chicago	X	17.50	5.00		0.98	0.24						3.27	11.92	38.91
507	Danville		37.29	7.50		6.51	0.29	9.47				5.00			66.06
502	DuPage	X	17.03	2.92		0.62	0.02								20.59
509	Elgin	X	22.99	7.34		3.35	0.08						1.50	6.72	41.98
512	Harper	X	17.50	7.50		0.81	0.04	2.13				0.97			28.95
540	Hearland		17.50	5.00		2.42	0.15		1.09		2.16	0.65			28.96
519	Highland		17.50	7.50		3.90	0.24		3.26		2.36	4.93			39.69
514	Illinois Central		19.69	4.93		4.74	0.13				4.51	3.01		6.44	43.45
529	Illinois Eastern		17.50	7.50		4.98	0.33	13.15		2.01		2.38			45.47
513	Illinois Valley		13.00	4.00		5.46	0.14	3.14				0.88			28.12
525	Joliet	X	12.31	7.25		1.03	0.06								21.53
520	Kankakee		12.63	3.69	2.50	1.73	0.26								20.81
501	Kaskaskia		17.50	7.50		6.46	0.23		5.44			5.00			42.13
523	Kishwaukee		26.89	7.34		3.86	0.25	12.42				2.14			56.46
532	Lake County		13.00	6.00		1.40	0.20		1.20			0.40			22.20
517	Lake Land		15.50	2.50	5.25	6.48	0.17		5.09			5.00			39.99
536	Lewis & Clark		14.96	9.98		3.18	0.09		2.79	0.10	9.00				40.10
526	Lincoln Land		27.00	7.00		2.92	0.08		1.60	1.04					39.64
530	Logan		20.00	5.00		7.30	0.04	10.90				4.96			48.20
528	McHenry	X	22.00	3.00		1.86	0.11	7.54							34.51
541	Metropolitan		17.50	4.95		14.65	0.48		5.61						43.19
524	Moraine Valley	X	18.03	4.94	0.00	0.52	0.15	2.51				1.62			27.77
527	Morton	X	28.17	9.39		10.56	0.47		4.97			2.04			55.60
535	Oakton	X	17.23	3.45		0.62	0.04								21.34
505	Parkland		26.00	10.00		4.88	0.14					5.00			46.02
515	Prairie State	X	18.88	2.77		3.96	0.15					4.60			37.11
521	Rend Lake		20.00	5.00		5.56	0.50		9.89	4.02	6.75	5.56			61.46
537	Richland		21.17	3.91		2.28	0.21					1.25			28.82
511	Rock Valley		23.00	4.00		3.05	0.10	2.03				5.00			37.18
518	Sandburg		17.00	5.00		7.85	0.41		1.44	0.66	8.98	4.45			47.04
506	Sauk Valley		24.49	2.99	1.25	3.87	0.41				7.15	4.30			43.21
531	Shawnee		19.08	4.75		7.44	0.50					5.00			36.77
510	South Suburban	X	9.34	7.14	5.73	14.49	0.24		1.86		7.40	1.39			47.59
533	Southeastern		27.14	9.82		6.08	0.49			11.34					54.87
534	Spoon River		20.00	5.00		12.89	0.21			4.59					42.60
504	Triton	X	23.78	6.36		3.15	0.09								34.53
516	Waubonsee	X	25.70	3.00		2.13	0.16		1.36					11.52	45.27
539	Wood		17.50	5.00		6.02	0.33		3.09			2.00			33.94

\*Property Tax Extension Limitation Law  
SOURCE OF DATA: ICCB 1998 Budget Information/Tax Revenue Survey



## Illinois Community College Board

## Table IV-10

FISCAL YEAR 1998 NET INSTRUCTIONAL UNIT COST BY FUNDED INSTRUCTIONAL CATEGORIES  
IN ILLINOIS PUBLIC COMMUNITY COLLEGES

Dist. No.	District	Baccalaureate	Business	Technical	Health	Remedial	ABE/ASE	Average
522	Belleville	\$139.59	\$151.95	\$167.37	\$218.38	\$131.34	\$145.69	\$149.28
503	Black Hawk	178.73	176.34	212.66	305.04	166.55	135.13	179.48
508	Chicago	220.93	164.91	176.97	188.97	169.94	116.80	155.09
507	Danville	185.94	247.49	268.61	251.53	171.41	188.83	205.33
502	DuPage	157.01	188.08	184.20	279.31	163.39	125.29	165.18
509	Elgin	185.03	216.47	232.42	314.72	180.55	163.46	196.61
512	Harper	210.13	246.16	252.90	388.94	211.68	216.85	222.30
540	Heartland	172.17	193.29	218.04	296.96	155.96	134.93	177.35
519	Highland	184.68	203.99	261.42	188.03	130.13	165.02	182.94
514	Illinois Central	157.22	178.87	226.68	293.00	151.12	130.70	173.41
529	Illinois Eastern	126.38	139.62	134.25	151.20	118.02	107.70	131.55
513	Illinois Valley	173.79	161.92	170.58	249.40	162.64	137.16	173.10
525	Joliet	167.22	212.98	244.76	353.38	158.57	151.60	187.89
520	Kankakee	128.25	146.68	197.62	204.75	116.65	89.51	130.35
501	Kaskaskia	143.56	156.07	183.90	212.11	135.01	120.73	158.26
523	Kishwaukee	159.99	204.97	270.36	256.14	165.44	226.87	187.33
532	Lake County	220.42	233.86	242.38	357.27	205.48	152.34	218.88
517	Lake Land	133.25	144.18	166.17	221.77	140.35	107.60	146.42
536	Lewis & Clark	156.65	181.02	181.49	264.12	146.27	149.46	166.74
526	Lincoln Land	180.00	171.40	177.53	272.39	176.54	242.54	185.49
530	Logan	148.15	186.78	220.02	206.35	171.73	118.23	162.96
528	McHenry	178.35	200.43	234.93	233.34	178.05	132.13	182.46
524	Moraine Valley	168.45	205.85	225.72	269.22	127.93	117.91	174.53
527	Morton	159.61	178.09	199.68	266.13	130.19	120.63	155.32
535	Oakton	184.48	216.84	212.20	323.27	161.05	116.93	182.14
505	Parkland	177.87	186.46	225.00	356.69	184.16	172.35	194.42
515	Prairie State	158.99	164.53	204.52	287.10	151.14	162.18	173.38
521	Rend Lake	149.49	175.80	197.78	275.61	124.29	228.08	173.11
537	Richland	191.26	231.19	259.03	288.50	190.42	185.07	204.66
511	Rock Valley	178.34	199.95	278.72	222.13	143.34	132.40	192.84
518	Sandburg	185.15	234.35	217.48	247.18	178.14	159.88	197.19
506	Sauk Valley	189.88	197.69	222.58	347.63	194.55	218.45	205.32
531	Shawnee	141.43	163.92	199.98	195.97	152.22	111.27	152.54
510	South Suburban	156.80	159.14	194.66	222.85	151.01	106.79	155.30
533	Southeastern	158.77	184.65	206.98	198.49	152.15	144.22	175.53
534	Spoon River	166.25	229.91	256.25	237.87	152.40	303.08	190.94
504	Triton	161.07	151.75	196.56	217.20	167.07	110.67	163.92
516	Waubensee	180.06	195.37	205.09	185.68	175.21	212.72	190.39
539	Wood	<u>158.12</u>	<u>161.33</u>	<u>205.68</u>	<u>259.41</u>	<u>156.43</u>	<u>171.96</u>	<u>172.34</u>
STATE AVERAGES		\$174.66	\$182.41	\$202.22	\$241.79	\$164.09	\$124.93	\$171.76

SOURCE OF DATA: ICCB Unit Cost Report

Illinois Community College Board

Table IV-11

Fiscal Year 1998 Audited Operating Revenues\* By Source

Dist. No.	District	Local Taxes & Chrbacks	Student Tuition	Student Fees	ICCB Grants	CPPRT**	SBE Adult Ed & Other State	SBE Voc Ed	Federal	Other	Total
522	Belleville	\$5,018,114	\$9,113,212	\$924,561	\$12,119,527	\$963,943	\$0	\$523,790	\$32,405	\$680,454	\$29,376,006
503	Black Hawk	4,877,193	7,618,320	715,739	8,333,738	987,366	36,048	499,100	52,037	1,416,885	24,536,426
508	Chicago	75,436,248	35,286,735	5,025,808	44,508,655	9,363,275		1,461,443	211,182	3,157,856	174,451,202
507	Danville	2,893,817	2,646,456	588,680	3,194,144	395,722	0	88,220	9,332	283,678	10,100,049
502	DuPage	42,782,108	21,432,104	812,885	12,604,217	1,075,651	0	467,728	0	1,945,943	81,120,636
509	Elgin	17,768,077	5,989,588	0	4,041,444	387,316	138,986	0	0	632,545	28,957,956
512	Harper	28,659,922	11,832,740	1,155,778	6,672,222	659,111	357,314	212,115	0	2,203,469	51,752,671
540	Heartland	6,588,000	2,697,807	199,919	1,552,416	556,058	435,123	56,976	7,913	633,650	12,727,862
519	Highland	2,602,081	1,761,214	123,534	2,547,492	278,725	0	79,627	38,622	427,418	7,858,713
514	Illinois Central	8,427,102	8,442,766	565,038	7,828,736	2,038,700	1,874,878	299,443	0	2,458,628	31,935,291
529	Illinois Eastern	2,143,709	1,329,340	287,335	8,873,139	461,764	1,779,291	586,427	0	340,576	15,801,581
513	Illinois Valley	3,345,970	2,608,013	298,133	2,306,443	826,541	650,134	91,954	1,186	432,614	10,560,988
525	Joliet	16,129,525	8,013,124	790,124	5,198,699	0	347,704	162,426	19,132	778,105	31,438,839
520	Kankakee	2,450,869	2,775,003	226,270	5,213,952	337,637	917,261	174,489	48,092	595,899	12,739,472
501	Kaskaskia	1,799,043	3,320,983	311,172	4,396,949	344,212	715,954	0	0	241,966	10,130,279
523	Kishwaukee	3,941,606	2,253,020	247,545	2,597,925	165,253	0	92,633	9,820	187,857	9,495,659
532	Lake County	25,752,200	9,936,787	747,107	5,245,982	813,398	2,445,310	135,861	0	745,498	45,822,143
517	Lake Land	3,564,679	3,836,548	1,618,387	4,645,153	299,651	1,214,420	328,169	0	4,233,508	19,740,515
536	Lewis & Clark	4,418,652	3,639,038	383,334	3,627,305	681,587	0	157,417	0	97,333	13,004,666
526	Lincoln Land	11,397,523	4,709,749	523,195	3,913,974	762,047	0	150,625	11,875	509,622	21,978,610
530	Logan	2,083,900	4,320,959	450,050	8,804,005	435,849	0	200,340	0	487,102	16,782,205
528	McHenry	9,377,237	3,668,951	968,747	2,314,816	225,530	991,446	77,110	0	484,003	18,107,840
524	Moraine Valley	13,179,126	14,457,236	97,609	6,594,494	864,550	1,861,619	314,094	0	1,244,510	38,613,238
527	Morton	4,369,174	2,364,476	148,168	1,700,152	861,186	0	32,846	0	432,902	9,908,904
535	Oakton	22,964,909	7,322,640	1,054,537	4,787,798	0	705,463	124,643	0	2,971,710	39,931,700
505	Parkland	9,698,388	11,350,470	930,734	5,804,974	1,514,189	1,662,597	226,174	18,437	1,579,906	32,785,869
515	Prairie State	4,633,593	5,370,206	531,237	2,774,374	331,697	0	142,175	0	276,569	14,059,851
521	Rend Lake	1,193,585	2,527,606	187,657	4,608,320	297,743	659,065	193,228	0	487,502	10,154,706
537	Richland	4,428,760	2,524,779	259,253	1,782,725	297,179	0	48,036	0	972,713	10,313,445
511	Rock Valley	10,730,132	5,616,431	436,539	3,855,986	1,060,011	0	151,637	0	421,769	22,272,505
518	Sandburg	2,248,447	2,465,125	241,291	2,418,272	188,307	610,498	99,146	0	121,091	8,392,177
506	Sauk Valley	2,673,749	1,883,155	135,606	2,039,751	317,299	1,831	66,976	52,122	151,959	7,322,448
531	Shawnee	800,304	1,013,994	207,367	3,074,928	352,743	2,497,640	105,324	9,231	464,246	6,028,137
510	South Suburban	5,323,272	6,014,450	1,055,717	6,383,685	155,787	0	264,788	18,515	606,619	22,164,686
533	Southeastern	1,339,811	1,987,735	149,059	4,751,852	630,130	0	164,305	141,434	228,797	8,918,780
534	Spoon River	1,288,857	1,684,154	191,097	1,591,485	0	0	32,714	0	185,599	5,653,266
504	Triton	16,541,002	12,327,892	312,902	7,586,020	1,380,068	0	691,832	1,120	1,610,422	40,451,258
516	Waubensee	9,954,149	3,885,612	528,268	2,827,545	634,911	0	127,187	59,533	3,948,904	21,966,109
539	Wood	1,785,111	2,534,943	254,644	1,643,999	348,318	504,400	0	0	447,630	7,519,045
STATE TOTALS		\$394,609,944	\$241,563,361	\$23,685,026	\$224,767,293	\$31,293,454	\$20,406,982	\$8,647,514	\$774,702	\$39,127,457	\$984,875,733

117

BEST COPY AVAILABLE

116



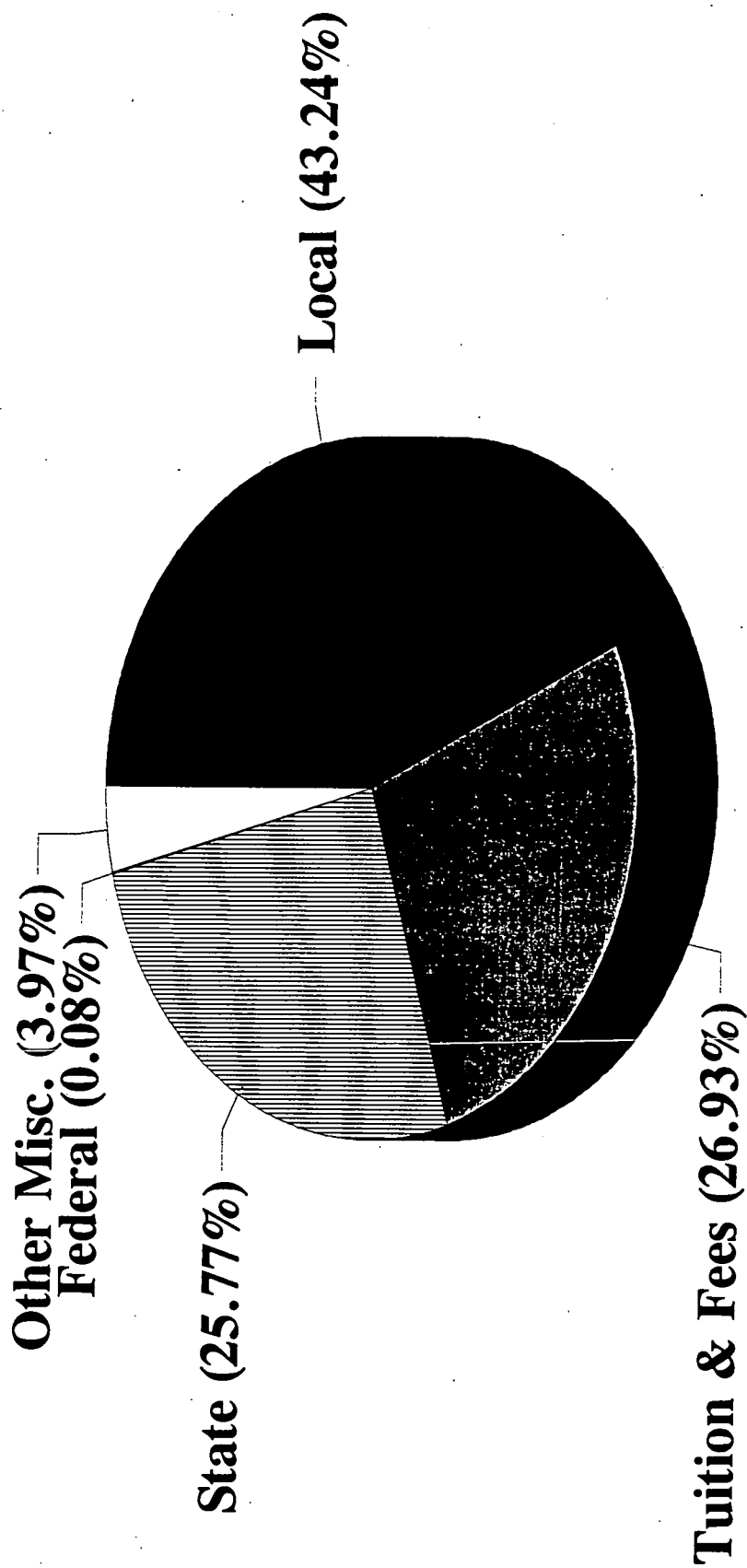


Figure 4. FY 1998 Audited Sources of Revenue

Illinois Community College Board

Table IV-12

Fiscal Year 1998 Audited Operating Expenditures\* by Function

Dist. No.	District	Instruction	Acad Support	Student Services	Public Service	Organ Research	Auxiliary Services	Oper & Maintenance	Instit. Support	Scholar., Grants & Waivers	Total
522	Belleville	\$15,335,619	\$1,622,316	\$2,893,320	\$296,661	\$0	\$0	\$3,116,377	\$4,636,654	\$0	\$27,900,947
503	Black Hawk	10,827,122	2,525,682	1,901,432	833,874	0	0	2,604,974	2,342,810	3,548,718	24,584,612
508	Chicago	68,212,170	79,567,134	19,758	594,102	0	0	15,769,788	4,638,875	4,155,671	172,957,498
507	Danville	3,420,290	678,900	716,429	466,025	0	0	1,702,398	2,167,126	611,453	9,762,621
502	DuPage	40,061,188	5,335,442	7,106,148	112,602	0	0	9,109,319	12,922,558	1,779,912	76,427,169
509	Elgin	11,103,915	2,100,161	2,542,709	89,742	0	0	3,686,975	4,860,012	78,055	24,461,569
512	Harper	23,257,553	2,640,392	4,996,552	162,902	0	0	6,849,210	12,776,796	0	50,683,405
540	Heartland	4,850,297	752,081	693,194	433,527	0	0	1,113,470	2,115,882	406,046	10,364,497
519	Highland	3,356,287	680,884	569,765	237,669	0	0	1,005,232	1,634,078	46,675	7,530,590
514	Illinois Central	14,912,043	1,439,400	1,910,345	0	0	0	4,705,773	5,988,848	0	28,956,409
529	Illinois Eastern	9,134,382	449,718	719,810	50,840	0	0	2,550,993	3,779,113	27,846	16,712,702
513	Illinois Valley	5,036,180	467,097	743,407	0	0	0	1,354,226	2,562,595	0	10,163,505
525	Joliet	17,574,357	1,218,260	2,135,951	24,319	0	0	4,512,882	4,783,649	0	30,249,418
520	Kankakee	4,806,333	1,197,264	729,111	226,632	0	0	1,284,957	2,902,938	236,901	11,384,136
501	Kaskaskia	4,441,532	362,343	725,324	0	0	95,513	913,475	1,973,928	0	8,512,115
523	Kishwaukee	5,334,099	432,365	690,309	237,612	0	0	1,371,174	1,436,652	0	9,502,211
532	Lake County	21,014,643	3,425,083	3,090,304	2,210,787	0	0	4,347,482	8,586,557	0	42,674,856
517	Lake Land	7,823,387	628,807	1,159,347	367,074	0	0	1,987,618	6,582,428	321,009	18,869,670
536	Lewis & Clark	5,816,718	2,226,588	1,163,214	141,108	0	0	2,292,616	2,168,105	101,173	13,909,522
526	Lincoln Land	9,217,432	3,844,087	1,604,809	148,231	0	206,747	2,902,133	3,980,172	97,265	22,000,876
530	Logan	7,445,907	1,550,739	1,715,065	337,163	0	0	1,821,275	2,384,244	512,809	15,767,202
528	McHenry	7,486,355	1,031,487	1,482,472	1,001,624	0	0	1,664,050	4,154,269	0	16,820,257
524	Moraine Valley	17,898,250	1,659,788	3,781,836	591,878	0	0	4,581,380	6,908,304	0	35,421,436
527	Morton	3,947,149	509,630	737,800	90,029	0	187,932	1,267,910	2,862,147	127,010	9,729,607
535	Oakton	19,069,258	2,693,260	3,989,795	376,354	0	0	3,657,029	3,111,937	0	32,897,633
505	Parkland	15,746,738	2,434,419	2,311,114	1,343,744	0	0	3,238,243	5,320,269	770,872	31,165,399
515	Prairie State	6,256,878	1,024,233	1,194,873	82,526	0	0	1,737,046	3,554,093	0	13,849,649
521	Rend Lake	4,659,697	431,037	786,271	155,676	0	0	936,665	1,626,773	672,759	10,080,200
537	Richland	5,364,222	569,131	812,176	421,169	0	0	2,629,920	2,111,840	65,370	9,795,506
511	Rock Valley	10,542,595	1,614,256	1,150,572	1,102,071	0	0	2,440,705	4,888,786	68,742	22,169,266
518	Sandburg	4,579,844	353,770	528,218	11,301	0	0	973,611	2,101,761	268,910	8,548,505
506	Sauk Valley	3,300,379	730,209	670,814	38,957	0	0	879,066	1,594,792	13,833	5,596,311
531	Shawnee	3,045,458	239,834	548,669	143,733	0	0	727,307	877,477	0	21,860,006
510	South Suburban	10,774,455	476,872	2,428,197	2,061,012	0	0	1,967,339	4,152,131	0	7,470,105
533	Southeastern	3,629,324	267,038	568,906	78,153	0	0	1,096,451	1,195,533	569,665	5,740,433
534	Spoon River	2,904,430	317,822	484,287	0	0	0	739,919	1,051,565	242,410	5,740,433
504	Triton	15,166,539	3,077,704	2,583,406	2,159,515	0	0	5,010,130	10,471,404	269,075	38,737,773
516	Waubonsee	6,399,754	886,350	1,201,315	1,431,233	0	232,123	2,750,221	7,195,725	0	20,096,721
539	Wood	3,222,935	321,340	655,900	277,301	0	394	561,391	2,076,230	248,424	7,363,915
TOTAL		\$436,975,714	\$131,782,923	\$63,742,924	\$18,337,146	\$0	\$1,149,283	\$110,493,730	\$160,479,056	\$15,240,603	\$938,201,379

\*Expenditures made from the Education and Operations & Maintenance Funds  
SOURCE OF DATA: College Audits



Illinois Community College Board  
Table IV-13

Fiscal Year 1998 Audited Operating Expenditures\* by Object

Dist. No.	District	Salaries	Employee Benefits	Contract. Services	General Materials	Travel	Fixed Charges	Utilities	Capital Outlay	Other	Total
522	Belleville	\$20,877,510	\$1,025,273	\$1,075,529	\$1,750,209	\$222,231	\$578,789	\$1,067,487	\$816,101	\$487,818	\$27,900,947
503	Black Hawk	16,643,452	2,260,460	1,065,794	1,833,474	294,880	210,692	920,644	402,377	952,839	24,584,612
508	Chicago	122,750,701	16,234,629	7,279,886	5,194,426	126,808	0	7,895,286	7,899,018	5,576,744	172,957,498
507	Danville	5,660,811	614,089	652,647	723,679	205,642	155,575	621,145	490,698	638,335	9,762,621
502	DuPage	53,436,766	5,226,467	3,201,825	5,180,021	473,030	1,920,537	2,503,481	2,589,487	1,895,555	76,427,169
509	Elgin	18,387,894	623,006	759,426	2,184,832	325,242	202,209	1,049,252	851,653	78,055	24,461,569
512	Harper	35,757,447	3,996,337	1,770,423	4,076,510	484,413	232,609	1,782,220	1,825,546	757,900	50,683,405
540	Heartland	5,624,036	728,737	619,777	878,973	256,963	753,954	194,739	867,660	439,658	10,364,497
519	Highland	5,381,004	659,978	285,516	587,029	96,526	78,167	423,384	88,256	(69,270)	7,530,590
514	Illinois Central	19,760,408	1,778,689	874,019	2,295,484	300,345	84,827	1,235,560	530,665	2,096,412	28,956,409
529	Illinois Eastern	10,493,271	1,690,802	942,492	1,002,371	231,834	188,415	906,513	973,702	283,302	16,712,702
513	Illinois Valley	6,415,054	1,411,301	363,679	615,354	145,181	352,615	485,173	137,965	237,183	10,163,505
525	Joliet	20,950,697	2,600,486	809,440	2,173,848	389,364	205,411	1,060,102	913,992	1,146,078	30,249,418
520	Kankakee	7,365,108	1,363,890	551,238	682,663	100,708	38,852	521,758	357,043	266,204	11,384,136
501	Kaskaskia	5,367,263	566,489	258,335	773,843	146,200	81,226	375,498	157,045	922,888	8,512,115
523	Kishwaukee	6,883,497	518,271	417,460	773,843	72,648	88,643	506,053	278,009	142,097	9,502,211
532	Lake County	27,947,136	5,126,476	1,753,947	2,913,936	506,652	762,744	1,722,766	1,263,447	677,752	42,674,856
517	Lake Land	9,017,829	2,113,627	571,044	1,607,212	214,791	441,128	611,714	1,956,665	2,335,660	18,869,670
536	Lewis & Clark	8,745,247	396,609	1,812,135	1,007,251	116,883	102,188	775,681	873,962	79,566	13,909,522
526	Lincoln Land	15,735,775	1,288,675	678,741	1,310,675	342,264	835,581	914,492	783,878	110,795	22,000,876
530	Logan	10,921,640	1,032,210	692,212	1,264,298	343,285	145,722	585,867	116,175	665,793	15,767,202
528	McHenry	10,999,069	2,232,110	1,099,828	1,161,010	267,125	32,203	609,753	239,093	180,066	16,820,257
524	Moraine Valley	21,657,211	4,926,874	2,007,956	3,176,105	353,338	229,226	1,179,194	1,479,889	411,643	35,421,436
527	Morton	6,424,759	1,202,431	357,641	748,461	69,904	33,322	501,741	235,955	155,393	9,729,607
535	Oakton	23,455,106	2,464,545	2,892,243	2,023,344	222,335	34,472	1,140,834	664,754	0	32,897,633
505	Parkland	19,997,215	3,438,425	1,101,530	2,228,416	361,072	503,486	1,188,227	1,068,129	1,278,899	31,165,399
515	Prairie State	9,443,137	796,971	920,268	1,106,559	179,908	30,227	571,189	18,223	783,167	13,849,649
521	Rend Lake	6,272,172	389,453	471,053	587,348	103,643	34,643	492,766	242,833	1,486,289	10,080,200
537	Richland	6,668,244	1,167,126	485,447	736,144	124,158	393,761	751,232	128,378	92,248	9,795,506
511	Rock Valley	13,898,770	2,440,009	1,385,407	1,547,313	274,741	108,864	353,979	1,057,430	705,500	22,169,266
518	Sandburg	5,105,424	896,033	771,483	624,015	178,007	192,131	275,211	259,573	167,860	8,548,505
506	Sauk Valley	5,375,760	386,873	381,657	504,751	90,722	72,774	277,781	244,810	277,051	7,483,127
531	Shawnee	4,057,107	135,318	891,066	1,894,339	156,820	35,868	277,781	99,274	13,833	5,596,311
510	South Suburban	13,797,957	3,375,924	489,142	512,660	102,011	228,523	916,316	227,771	371,290	21,860,006
533	Southeastern	4,773,945	305,698	489,142	523,674	113,167	43,599	427,162	228,166	587,723	7,470,106
534	Spoon River	3,631,738	429,967	113,963	523,674	113,167	30,678	354,852	128,270	414,124	5,740,433
504	Triton	26,269,620	4,243,598	2,069,323	2,420,430	211,870	185,035	1,275,126	1,453,233	609,538	38,737,773
516	Waubensee	12,052,390	1,741,638	904,001	2,630,068	285,326	275,650	964,451	942,003	301,194	20,096,721
539	Wood	4,146,335	839,939	445,657	511,771	157,074	255,444	241,780	318,875	447,040	7,363,915
STATE TOTALS		\$632,148,505	\$82,669,433	\$43,350,045	\$62,179,862	\$8,779,111	\$10,179,790	\$37,680,409	\$33,210,003	\$28,004,222	\$938,201,380

\*Expenditures made from the Education and Operations and Maintenance Funds.

SOURCE OF DATA: College Audits



Illinois Community College Board  
Table IV-14

Fiscal Year 1998 Total Current Funds\* Revenue by Source

Dist. No.	District	Local Tax Revenue	Other Local Revenue	ICCB Grants	Other State Revenue	Federal Revenue	Tuition and Fees	Other Misc. Revenue	Total
522	Belleville	\$5,970,891	\$1,427,191	\$13,345,751	\$3,097,362	\$6,095,923	\$10,037,773	\$5,164,873	\$45,139,764
503	Black Hawk	6,730,516	117,701	9,298,731	6,658,217	5,298,108	8,572,214	6,992,367	43,667,854
508	Chicago	78,405,971	162,347	54,459,453	24,178,014	38,181,862	40,312,543	5,447,187	241,147,377
507	Danville	3,294,921	13,048	3,711,638	1,431,989	3,610,394	3,554,653	1,296,756	16,913,399
502	DuPage	43,985,210	179,714	14,150,110	9,215,839	3,243,129	27,670,453	7,197,342	105,641,788
509	Elgin	18,669,144	995,683	4,854,919	1,183,734	154,119	7,357,573	5,539,207	38,754,379
512	Harper	29,868,582	162,963	7,835,791	6,158,546	1,958,318	16,810,345	9,748,071	72,542,616
540	Heartland	5,463,725	1,690,000	1,945,450	1,292,241	1,192,497	2,897,726	677,825	15,159,464
519	Highland	3,039,727	0	3,047,229	1,132,066	1,441,532	2,333,300	1,578,690	12,572,544
514	Illinois Central	9,983,331	333,715	8,686,459	9,200,748	6,209,388	9,007,804	9,043,975	52,465,420
529	Illinois Eastern	2,524,663	44,933	9,835,211	3,936,132	4,426,607	1,960,122	2,613,743	25,341,411
513	Illinois Valley	4,268,753	17,332	2,994,960	2,073,045	2,670,175	3,195,010	3,266,009	18,485,284
525	Joliet	15,457,296	1,405,315	6,076,683	3,241,493	4,122,202	8,803,248	12,618,673	51,724,910
520	Kankakee	2,736,364	507	5,910,312	2,015,949	4,587,235	3,175,680	2,345,234	20,771,281
501	Kaskaskia	2,275,365	28,617	5,293,309	2,321,561	1,831,187	2,716,000	1,509,885	15,975,924
523	Kaskaskia	4,405,741	7,448	3,125,649	1,699,557	965,564	3,186,200	1,180,673	14,570,832
532	Kishwaukee	33,061,767	668,765	6,237,799	5,720,720	3,920,866	11,060,687	6,018,341	66,688,945
517	Lake County	4,535,411	89,109	5,333,756	6,843,370	3,034,610	5,454,935	5,153,591	30,444,782
536	Lewis & Clark	4,971,943	25,611	3,979,890	2,074,876	3,972,207	4,760,010	1,645,231	21,429,768
526	Lincoln Land	12,212,076	37,813	4,698,182	1,875,263	2,962,038	5,232,944	5,509,229	32,527,545
530	Logan	2,858,017	10,448	9,447,213	2,216,040	6,628,493	4,771,009	1,170,090	27,101,310
528	McHenry	10,155,892	0	2,859,937	1,694,509	511,871	4,974,875	2,576,198	22,773,282
524	Moraine Valley	14,962,474	7,691,737	7,485,989	6,070,509	1,582,304	14,554,845	5,287,519	57,635,377
527	Morton	5,602,277	51,923	2,274,340	2,163,414	763,575	2,514,888	1,386,003	14,756,420
535	Oakton	24,209,714	190,194	6,572,843	3,286,844	1,650,898	9,532,210	10,997,429	56,440,132
505	Parkland	10,436,124	559,287	6,585,797	5,212,101	6,649,716	12,415,679	4,649,662	46,508,366
515	Prairie State	5,441,825	57,545	3,119,322	1,194,069	3,057,248	6,473,220	1,550,487	20,893,716
521	Rend Lake	1,440,253	13,036	5,330,546	3,524,522	2,746,628	2,715,263	2,121,382	17,891,630
537	Richland	4,940,312	228,565	2,540,141	1,711,075	1,096,747	2,843,507	1,670,702	15,031,049
511	Rock Valley	12,450,562	33,942	4,959,971	3,315,830	3,954,632	6,449,209	2,882,679	34,046,825
518	Sandburg	3,007,461	355,205	2,945,085	1,741,918	2,096,069	2,849,303	1,105,866	14,100,907
506	Sauk Valley	3,143,914	0	2,506,739	1,175,076	1,453,465	2,258,576	2,076,785	12,614,555
531	Shawnee	1,073,056	5,395	3,502,283	814,767	2,529,332	1,221,361	1,734,901	10,881,095
510	South Suburban	8,828,069	47,714	7,298,077	3,251,784	5,029,759	7,393,603	3,654,901	35,503,907
533	Southeastern	1,476,900	87,450	5,330,375	1,804,323	2,339,578	2,136,794	990,773	14,166,193
534	Spoon River	2,091,367	0	2,027,141	1,160,289	1,346,095	2,187,762	1,124,171	9,936,825
504	Triton	17,409,089	803,478	8,874,603	6,213,189	3,488,062	12,742,802	6,212,995	55,744,218
516	Waubensee	10,696,146	95,152	3,480,063	3,675,111	1,719,177	4,413,880	6,552,343	30,631,872
539	Wood	2,396,428	26,537	2,111,621	1,195,906	1,980,965	2,907,512	1,275,063	11,894,032
<b>STATE TOTALS</b>		<b>\$434,481,277</b>	<b>\$17,665,420</b>	<b>\$264,073,368</b>	<b>\$146,771,998</b>	<b>\$150,502,566</b>	<b>\$283,455,518</b>	<b>\$153,566,851</b>	<b>\$1,450,516,998</b>

\*Revenues received in the Education, Operation and Maintenance (including PBC), Restricted Purposes, Auxiliary Services, Liability/Protection/Settlement and Audit Funds

SOURCE OF DATA: College Audits





Illinois Community College Board  
Table IV-15  
Fiscal Year 1998 Total Current Fund\* Expenditures by Function

Dist. No.	District	Instruction	Academic Support	Student Services	Public Service	Organized Research	Auxiliary Services	Operation & Maintenance	Institutional Support	Scholar., Grants & Waivers	Total
522	Belleville	\$16,805,950	\$16,805,950	\$3,735,683	\$4,203,171	\$0	\$3,457,661	\$3,574,263	\$5,628,243	\$3,917,785	\$58,128,706
503	Black Hawk	12,808,994	4,050,584	3,018,847	4,174,388	0	2,845,346	2,835,305	4,970,373	8,331,047	43,034,884
508	Chicago	87,389,351	87,465,194	29,946,706	5,096,916	0	0	20,387,473	5,344,845	4,155,671	239,786,156
507	Danville	4,351,864	925,335	1,270,035	2,382,964	0	751,568	1,730,798	2,648,065	2,251,581	16,312,210
502	DuPage	44,627,569	5,691,495	7,960,305	5,040,667	0	5,098,018	9,419,376	15,798,065	5,339,927	98,975,422
509	Elgin	11,898,757	2,108,889	2,692,333	1,258,683	0	4,775,876	4,095,073	6,912,232	228,598	33,970,441
512	Harper	24,130,346	2,939,235	5,723,780	5,374,242	0	4,966,067	6,849,210	15,456,502	2,405,790	67,845,172
540	Heartland	5,182,638	999,325	833,862	505,203	0	0	1,377,995	2,366,524	1,452,248	12,717,795
519	Highland	4,695,630	686,193	1,266,470	592,478	0	750,008	1,129,347	2,192,084	786,060	12,098,270
514	Illinois Central	17,464,085	2,072,670	3,151,494	1,328,157	0	5,565,404	5,149,794	7,910,834	5,979,879	48,622,317
529	Illinois Eastern	11,176,398	483,371	2,531,923	577,424	0	2,469,716	2,619,068	4,467,293	2,427,186	26,752,379
513	Illinois Valley	6,887,111	472,136	1,612,399	1,136,715	0	2,324,542	1,531,134	4,090,107	0	18,054,144
525	Joliet	22,098,943	1,229,158	4,521,789	1,624,341	0	9,001,324	4,512,882	8,060,722	0	51,049,159
520	Kankakee	6,995,341	1,197,264	808,387	2,790,886	0	1,206,751	1,362,543	3,095,406	1,489,172	18,945,750
501	Kaskaskia	8,226,561	362,343	725,324	0	0	1,231,065	976,573	2,505,486	0	14,027,352
523	Kishwaukee	6,270,054	1,736,044	1,704,333	615,284	0	6,679,621	1,421,803	2,743,093	0	14,490,611
532	Lake County	21,014,643	3,425,083	7,799,803	3,307,375	0	1,033,512	4,347,482	16,878,859	0	63,452,866
517	Lake Land	10,562,529	1,408,926	1,268,439	1,434,462	0	680,583	2,417,948	7,602,797	4,165,710	29,894,323
536	Lewis & Clark	7,381,951	2,361,689	1,323,227	2,259,262	0	2,400,526	2,433,407	2,980,838	2,243,164	21,664,121
526	Lincoln Land	9,583,302	4,806,619	3,698,198	1,959,579	0	887,104	2,908,487	6,699,368	97,265	32,153,344
530	Logan	8,198,360	2,131,497	2,888,465	1,444,530	0	2,210,571	2,038,921	2,878,747	5,747,175	26,214,799
524	McHenry	7,663,696	1,205,553	2,138,096	1,580,644	149,943	0	1,818,545	4,644,956	0	21,412,004
528	Moraine Valley	20,374,211	1,659,933	5,850,154	1,674,453	0	0	5,482,255	18,033,047	0	53,074,053
527	Morton	4,897,180	509,630	1,529,607	272,933	0	1,074,363	1,801,299	4,012,476	127,010	14,224,498
535	Oakton	22,392,278	3,105,607	5,249,890	580,127	0	10,992,979	4,623,330	4,202,956	0	51,147,167
505	Parkland	17,565,701	3,039,774	2,631,399	2,627,159	0	2,713,839	3,268,243	7,123,777	6,625,152	45,595,044
515	Prairie State	7,353,204	1,046,492	1,370,105	1,465,315	0	151,638	2,096,551	5,067,823	2,127,842	20,678,970
521	Rend Lake	5,869,596	896,959	2,854,098	615,124	0	1,150,692	1,516,319	2,607,636	2,228,268	17,738,692
537	Richland	5,767,289	939,027	3,343,162	532,758	0	576,861	936,665	1,948,183	187,321	14,231,266
511	Rock Valley	10,864,060	1,635,950	1,163,226	6,248,535	0	582,916	2,475,649	6,701,143	2,564,696	32,236,175
518	Sandburg	5,462,352	499,735	2,629,053	858,339	0	660,006	973,611	3,754,450	0	14,837,546
506	Sauk Valley	4,080,224	759,542	841,685	294,201	0	1,888,171	1,070,817	2,063,489	1,784,315	12,782,444
531	Shawnee	3,708,951	239,834	1,020,361	1,310,907	0	1,061,239	727,307	1,100,122	1,347,570	10,516,291
510	South Suburban	11,037,023	541,108	7,708,159	3,011,409	0	2,883,840	1,967,339	7,683,500	0	34,832,378
533	Southeastern	5,532,613	439,427	1,443,563	398,393	0	854,746	1,096,451	1,511,628	2,338,763	13,615,584
534	Spoon River	3,363,864	329,126	652,943	726,712	0	1,035,520	739,919	1,548,479	1,306,584	9,703,147
504	Triton	16,647,501	3,514,183	2,980,983	3,574,138	0	4,342,197	5,010,130	12,398,929	5,418,757	53,886,818
516	Waubesaee	7,424,124	3,500,695	3,182,976	1,534,506	0	2,546,364	2,750,221	7,928,114	0	28,867,000
539	Wood	3,541,240	469,422	1,365,333	802,521	0	696,427	564,081	2,520,624	1,439,152	11,398,800
STATE TOTALS		\$511,295,484	\$167,690,997	\$136,436,595	\$75,214,901	\$149,943	\$91,547,061	\$122,037,614	\$226,081,815	\$78,513,688	\$1,408,968,098

\*Expenditures made from the Education, Operation and Maintenance (including PBC), Restricted Purposes, Auxiliary Services, Liability/Protection/Settlement, and Audit Funds  
SOURCE OF DATA: College Audits



Illinois Community College Board  
Table IV-16  
FISCAL YEAR 1998 ENERGY COSTS

Dist. No.	District	Total Utility Costs*	Total Utility Costs Per GSF **
522	Belleville	\$869,600	\$1.69
503	Black Hawk	683,900	\$1.49
508	Chicago	7,895,286	\$1.83
507	Danville	446,102	\$1.06
502	DuPage	2,215,714	\$1.64
509	Elgin	1,037,258	\$1.53
512	Harper	1,567,338	\$1.90
540	Heartland	109,043	\$1.02
519	Highland	359,800	\$1.23
514	Illinois Central	904,296	\$1.39
529	Illinois Eastern	662,462	\$1.29
513	Illinois Valley	417,879	\$1.35
525	Joliet	842,261	\$1.39
520	Kankakee	402,940	\$1.53
501	Kaskaskia	230,225	\$1.01
523	Kishwaukee	458,800	\$1.39
532	Lake County	1,422,651	\$2.03
517	Lake Land	372,813	\$1.38
536	Lewis & Clark	572,601	\$1.15
526	Lincoln Land	606,240	\$1.85
530	Logan	395,982	\$1.21
528	McHenry	487,434	\$1.50
524	Moraine Valley	938,139	\$1.43
527	Morton	460,282	\$1.95
535	Oakton	954,087	\$1.53
505	Parkland	1,005,402	\$2.08
515	Prairie State	493,628	\$1.42
521	Rend Lake	340,783	\$1.31
537	Richland	207,160	\$1.02
511	Rock Valley	613,724	\$1.29
518	Sandburg	309,692	\$1.68
506	Sauk Valley	227,046	\$0.56
531	Shawnee	149,702	\$1.36
510	South Suburban	990,931	\$1.87
533	Southeastern	346,271	\$1.42
534	Spoon River	232,363	\$1.20
504	Triton	1,134,053	\$1.36
516	Waubonsee	818,997	\$1.47
539	Wood	151,210	\$1.18
		\$32,334,095	\$1.55

\*Excludes telephone charges

\*\*GSF = Gross Square Feet

SOURCE OF DATA: 1998 Tax Revenue and Budget Information Survey

## Section V

## FACILITIES DATA

This section on facilities presents two types of data; the first part gives data on physical facilities available on community college campuses and the second briefly describes how the facilities were financed.

Table V-1 summarizes the total acreage on each college campus by nine categories of land use.

Table V-2 summarizes the total net assignable square feet (NASF) and gross square feet (GSF) available on each community college campus as of August 1998.

Table V-3 lists the square footage of all on-campus facilities under construction or approved for construction as of August 1998.

Table V-4 presents the total NASF by room use classification. Tables V-5 through V-7 show the NASF by function of space on each campus for completed facilities. The NASF is shown for state-funded facilities, locally funded facilities, and temporary facilities.

Table V-8 shows the NASF by function of space in state-funded facilities under construction. Table V-9 shows this breakdown for locally funded permanent facilities approved or under construction.

Table V-10 presents a computed figure for space (room use category) per student (fall FTE).

Table V-11 depicts the number of protection, health, and safety projects approved and the budgeted amounts for these projects.

Table V-12 lists the project and funding for all capital projects completed since January 1990.

Tables V-13 through V-17 list projects currently under construction or approved as of May 1999. Table V-13 includes regular capital projects; Table V-14 identifies projects funded with protection, health, and safety monies; and Tables V-15 through V-17 present capital renewal grants for fiscal years 1997, 1998, and 1999, respectively.

Illinois Community College Board  
Table V-1  
Summary of Acres for Use for Illinois Public Community Colleges as of August 1, 1998

Dist. No.	District/College	Landscaped Grounds	P.E. & Athletic Fields	Buildings/ Structures	Experiment Plots	Other Instruc. Areas	Parking			Pond Retention Roadways & Drainage	Other	Total Assigned Area	Unassigned	Total Acres	Total Funded By State
							Lots	Roadways	Drainage						
522	Belleville	38.35	10.60	9.05	5.00	1.09	16.69	15.62	2.64	91.82	190.86	52.12	242.98	151.00	
503	Black Hawk Chicago	71.85	13.86	9.59	11.00	3.00	19.10	7.50	5.28	0.00	141.18	121.82	263.00	160.35	
508	Daley	14.69	2.65	6.44	0.00	0.00	20.38	3.13	0.00	0.00	47.29	0.00	47.29	0.00	
	Kennedy	3.14	1.28	7.76	0.00	0.00	10.05	0.59	0.00	0.70	23.52	0.00	23.52	18.20	
	Malcolm	4.93	0.00	5.25	0.00	0.00	8.81	0.00	0.00	0.46	19.45	0.75	20.20	19.13	
	Olive	50.47	0.10	3.55	0.00	0.00	7.68	0.50	0.00	4.87	67.17	0.00	67.17	0.00	
	Truman	2.29	1.24	4.06	0.00	0.67	4.13	0.20	0.00	0.00	12.59	0.00	12.59	4.95	
	Washington	0.00	0.00	0.66	0.00	0.00	0.00	0.00	0.00	0.00	0.66	0.00	0.66	0.00	
	Wright	6.30	0.91	12.43	0.00	0.00	10.63	0.00	0.00	0.00	30.27	0.00	30.27	20.75	
507	Danville	28.84	0.00	8.34	16.96	0.00	12.43	5.00	0.00	0.00	71.57	0.00	71.57	41.75	
509	DuPage	71.89	24.43	25.55	42.00	0.27	79.52	7.38	12.25	22.22	285.51	11.98	297.49	13.80	
512	Harper	0.00	21.00	35.00	0.00	1.50	28.20	6.00	9.50	0.00	132.00	13.00	145.00	119.00	
540	Heartland	0.00	0.00	0.00	0.00	0.00	35.00	27.00	8.00	17.00	192.00	0.00	192.00	92.00	
519	Highland	22.70	30.00	7.25	0.00	0.00	0.00	0.00	0.00	0.00	0.00	160.00	160.00	160.00	
514	Illinois Central	112.79	6.10	7.60	3.80	0.00	20.00	10.00	10.05	0.00	100.00	0.00	100.00	47.95	
529	Illinois Eastern	3.80	0.00	1.00	0.00	0.00	24.81	12.80	3.80	261.09	432.79	0.00	432.79	32.35	
	Frontier	12.00	5.00	3.50	0.00	0.00	0.50	0.10	0.00	0.00	5.40	5.16	10.56	0.00	
	Lincoln Trail	81.00	17.00	8.00	0.50	0.00	6.50	5.00	2.00	5.00	39.00	86.00	125.00	0.00	
	Olney Central	5.00	2.00	9.00	0.00	0.00	5.20	1.10	1.00	0.00	113.80	14.20	128.00	0.00	
	Wabash	36.00	26.00	7.00	0.00	0.00	3.75	1.00	2.00	0.00	22.75	17.25	40.00	0.00	
513	Illinois Valley	102.12	18.25	18.10	0.00	0.00	18.00	2.00	3.00	0.00	92.00	323.40	415.40	56.00	
525	Joliet	41.59	23.40	9.00	18.00	0.00	26.46	8.60	22.00	0.00	355.53	87.00	442.53	80.00	
520	Kankakee	144.00	15.00	15.00	4.00	4.00	13.41	5.50	1.30	64.30	176.50	1.00	177.50	128.70	
501	Kaskaskia	33.30	7.00	26.80	22.30	0.00	10.00	3.28	0.00	0.00	195.28	0.00	195.28	0.00	
523	Kishwaukee	81.42	8.28	8.97	11.00	0.00	11.00	2.00	6.00	0.00	108.40	11.60	120.00	63.50	
517	Lake Land	83.07	3.50	5.77	21.00	0.00	29.42	3.70	7.84	0.00	153.13	102.92	256.05	51.52	
536	Lewis & Clark	76.00	9.00	15.00	0.00	0.00	11.69	7.02	5.80	0.00	307.65	0.00	307.65	20.76	
526	Lincoln Land	53.00	35.00	7.20	31.50	0.00	8.00	4.00	2.00	0.00	114.00	104.00	218.00	218.00	
530	Logan	12.80	19.80	8.00	17.80	0.00	19.50	4.00	7.00	7.00	164.20	57.00	221.20	118.40	
528	McHenry	9.00	12.00	7.00	1.00	0.00	17.80	4.50	3.10	0.00	66.00	103.30	169.30	57.50	
541	Metropolitan	10.00	0.00	1.97	0.00	0.00	16.00	4.00	4.00	0.00	69.00	40.00	109.00	31.00	
524	Moraine Valley	41.00	30.00	12.00	40.00	0.00	2.34	1.50	0.00	0.00	15.81	18.42	34.23	25.73	
527	Monton	6.52	4.36	2.67	0.00	0.00	20.00	8.00	4.00	0.00	155.00	139.00	294.00	0.00	
535	Oakton	31.00	29.25	7.00	1.75	62.50	7.28	2.10	0.00	1.67	24.60	12.55	37.15	15.56	
505	Parkland	93.00	65.00	8.00	25.00	0.00	29.00	7.50	25.00	0.00	193.00	0.00	193.00	147.00	
515	Prairie State	46.00	7.00	4.00	0.00	0.00	26.00	7.00	6.00	0.00	230.00	0.00	230.00	179.00	
521	Rend Lake	52.00	6.00	8.00	217.50	0.00	18.00	4.00	3.00	0.00	82.00	39.00	121.00	26.00	
537	Richland	36.20	6.00	3.75	0.00	58.65	5.90	3.00	1.50	2.00	117.00	0.00	117.00	0.00	
511	Rock Valley	102.80	22.00	4.06	0.17	0.00	10.88	3.17	3.00	59.00	205.08	14.70	219.78	78.00	
518	Sandburg	38.74	10.00	5.40	6.00	0.00	6.25	4.00	0.75	25.35	96.49	7.51	104.00	0.00	
506	Sauk Valley	95.46	12.62	7.85	11.70	0.00	12.53	4.21	0.13	0.00	144.50	0.00	144.50	81.50	
531	Shawnee	22.00	4.10	3.40	2.00	2.00	7.00	1.70	4.00	116.70	162.90	2.00	164.90	50.90	
510	South Suburban	54.40	8.10	8.10	0.00	0.00	25.62	6.30	4.20	0.00	106.72	10.50	117.22	35.10	
533	Southeastern	10.94	24.00	5.29	0.00	0.00	10.87	2.60	9.00	0.00	62.70	85.30	148.00	50.00	
534	Spoon River	23.00	0.00	3.00	15.00	2.00	5.00	3.00	10.00	0.00	61.00	99.00	160.00	28.00	
504	Triton	28.38	12.57	10.51	0.00	0.00	37.36	9.20	6.50	3.75	102.77	0.00	102.77	55.00	
516	Waubensee	65.50	8.80	7.00	0.00	16.00	18.00	4.00	1.00	0.00	125.80	109.10	234.90	26.20	
539	Wood	6.30	15.20	7.14	21.00	0.00	5.90	2.04	4.20	0.25	62.03	144.30	206.33	26.90	
TOTALS		2,037.08	578.40	416.31	518.68	558.48	748.09	228.84	202.84	683.18	5,971.90	1,993.87	7,965.77	2,531.50	

SOURCE OF DATA: RAMP/CC Table C1.3 (FY 2000)

131

BEST COPY AVAILABLE

130



Illinois Community College Board  
Table V-2  
SUMMARY OF TOTAL SQUARE FOOTAGE AVAILABLE ON ILLINOIS PUBLIC COMMUNITY  
COLLEGE CAMPUSES AS OF AUGUST 1, 1998

Dist. No.	District/College	State-Appropriated		Locally Funded		Total Permanent		Temporary		Totals		% All Bldgs.
		NASF	GSF	NASF	GSF	NASF	GSF	NASF	GSF	NASF	GSF	
522	Belleville	173,145	271,412	165,707	224,753	338,852	496,165	16,650	17,820	355,502	513,985	69.2%
503	Black Hawk	282,777	419,445	12,671	13,050	295,448	432,495	21,431	27,354	316,879	459,849	68.9%
508	Chicago	0	0	0	0	0	0	0	0	0	0	0
	Daley	0	0	345,880	572,686	345,880	572,686	67,202	88,480	413,082	661,166	62.5%
	Kennedy	435,641	673,846	108,702	148,655	544,343	822,501	0	0	544,343	822,501	66.2%
	Malcolm	334,382	541,575	29,964	37,168	364,346	578,743	0	0	364,346	578,743	63.0%
	Olive-Harvey	0	0	265,205	413,160	265,205	413,160	94,507	111,880	359,712	525,040	68.5%
	Truman	288,988	437,500	77,497	116,200	366,485	553,700	0	0	366,485	553,700	66.2%
	Washington	0	0	220,379	345,300	220,379	345,300	0	0	220,379	345,300	63.8%
	Wright	159,942	241,745	362,002	587,940	521,944	829,685	0	0	521,944	829,685	62.9%
502	Danville	141,697	227,693	6,669	12,238	148,366	239,931	100,353	180,770	248,719	420,701	59.1%
507	DuPage	501,616	658,143	406,839	692,616	908,455	1,350,759	0	0	908,455	1,350,759	67.3%
509	Egin	200,854	347,633	193,006	328,947	393,860	676,580	0	0	393,860	676,580	58.2%
512	Harper	376,610	592,799	177,810	230,556	554,420	823,355	0	0	554,420	823,355	67.3%
540	Heartland	0	0	0	0	0	0	0	0	0	0	0.0%
519	Highland	135,604	195,640	76,321	95,918	211,925	291,558	0	0	211,925	291,558	72.7%
514	Illinois Central	322,489	469,286	139,349	180,388	462,038	649,674	0	0	462,038	649,674	71.1%
529	Illinois Eastern	0	0	0	0	0	0	0	0	0	0	0
	Frontier	0	0	20,015	26,787	20,015	26,787	0	0	20,015	26,787	74.7%
	Lincoln Trail	72,946	90,467	28,803	33,971	101,749	124,438	22,499	27,800	124,248	152,238	81.6%
	Olney	77,551	114,589	21,550	26,133	99,101	140,722	31,211	36,336	130,312	177,058	73.6%
	Wabash Valley	77,473	102,615	45,465	56,602	122,938	159,217	0	0	122,938	159,217	77.2%
513	Illinois Valley	182,703	264,652	264,652	34,542	217,456	310,294	0	0	217,456	310,294	70.1%
525	Joliet	299,765	462,317	74,094	93,505	373,859	555,822	46,606	51,730	420,465	607,552	69.2%
520	Kankakee	160,178	202,578	209,365	273,744	190,022	240,332	16,369	23,160	206,391	263,482	78.3%
501	Kaskaskia	35,298	51,949	108,600	158,888	143,898	210,837	15,682	17,993	159,580	228,830	69.7%
523	Kishwaukee	115,688	165,938	111,152	152,054	226,840	317,992	6,758	12,561	233,598	330,553	70.7%
532	Lake County	239,448	375,208	116,103	209,365	355,551	584,573	100,510	117,294	456,061	701,867	65.0%
517	Lake Land	187,414	244,204	2,716	3,072	190,130	247,276	21,169	22,650	211,299	269,926	78.3%
536	Lewis & Clark	192,995	307,064	114,910	189,181	307,905	496,245	0	0	307,905	496,245	62.0%
526	Lincoln Land	192,983	278,113	38,830	50,106	231,813	328,219	0	0	231,813	328,219	70.6%
530	Logan	149,398	231,308	71,840	96,999	221,238	328,307	0	0	221,238	328,307	67.4%
528	McHenry	116,799	159,828	105,500	164,282	222,299	324,110	0	0	222,299	324,110	68.6%
541	Metropolitan	96,619	127,475	0	0	96,619	127,475	0	0	96,619	127,475	75.8%
524	Moraine Valley	392,868	571,990	61,326	82,413	454,394	654,403	0	0	454,394	654,403	69.4%
527	Morton	144,616	230,842	4,676	4,876	149,292	235,718	0	0	149,292	235,718	63.3%
535	Oakton	192,010	303,107	201,621	318,641	393,631	621,748	0	0	393,631	621,748	63.3%
505	Parkland	256,730	381,053	74,030	102,304	330,760	483,357	0	0	330,760	483,357	68.4%
515	Prairie State	189,849	286,785	30,547	37,003	220,396	323,788	17,893	23,040	238,289	346,828	68.7%
521	Rend Lake	130,691	185,999	60,036	73,942	190,727	259,941	0	0	190,727	259,941	73.4%
537	Richland	143,502	202,144	865	1,000	144,367	203,144	0	0	144,367	203,144	71.1%
511	Rock Valley	216,469	307,706	133,611	167,723	350,080	475,429	0	0	350,080	475,429	73.6%
518	Sandburg	100,113	137,790	13,005	17,420	113,118	155,210	17,661	29,181	130,779	184,391	70.9%
506	Sauk Valley	78,692	353,290	41,031	51,040	219,723	404,330	0	0	219,723	404,330	54.3%
531	Shawnee	49,308	63,931	29,738	42,866	79,046	106,797	2,772	2,880	81,818	109,677	74.6%
510	South Suburban	301,437	436,259	68,573	93,670	370,010	529,929	0	0	370,010	529,929	69.8%
533	Southeastern	111,590	170,207	55,386	74,089	166,976	244,296	0	0	166,976	244,296	68.3%
534	Spoun River	106,300	146,733	27,102	47,000	133,402	193,733	0	0	133,402	193,733	68.9%
504	Triton	482,549	713,767	96,180	119,618	578,729	831,385	0	0	578,729	831,385	69.4%
516	Waubesa	142,721	162,700	341,706	394,974	484,427	557,674	0	0	484,427	557,674	86.9%
539	Wood	78,216	112,173	4,725	5,608	82,941	117,781	8,388	10,898	91,329	128,679	71.0%
TOTALS		8,768,664	13,021,498	4,756,734	6,978,093	13,525,398	19,999,591	607,661	801,827	14,133,059	20,801,418	

NASF = Net Assignable Square Feet

GSF = Gross Square Feet

\*Building efficiency equals net assignable square feet divided by gross square feet.

SOURCE OF DATA: RAMP/CC Table C1.0 (FY 2000)



Illinois Community College Board  
Table V-3  
SQUARE FOOTAGE OF ON-CAMPUS FACILITIES UNDER CONSTRUCTION  
OR APPROVED FOR CONSTRUCTION AS OF AUGUST 1, 1998

Dist. No.	District/College	State Approp.		Local Funded		Total		% Eff.
		NASF	GSF	NASF	GSF	NASF	GSF	
522	Belleville	68,197	109,100	0	0	68,197	109,100	62.5%
503	Black Hawk	0	0	0	0	0	0	
508	Chicago							
	Daley	0	0	0	0	0	0	
	Kennedy	0	0	0	0	0	0	
	Malcolm	0	0	0	0	0	0	
	Olive	0	0	0	0	0	0	
	Truman	0	0	0	0	0	0	
	Washington	0	0	0	0	0	0	
	Wright	0	0	0	0	0	0	
507	Danville	64,262	67,450	4,347	4,347	68,609	71,797	95.6%
502	DuPage	0	0	11,440	20,000	11,440	20,000	57.2%
509	Elgin	0	0	0	0	0	0	
512	Harper	31,241	48,740	25,560	39,658	56,801	88,398	64.3%
540	Heartland	153,319	222,591	0	0	153,319	222,591	68.9%
519	Highland	0	0	0	0	0	0	
514	Illinois Central	0	0	0	0	0	0	
529	Illinois Eastern							
	Frontier	0	0	0	0	0	0	
	Lincoln Trail	0	0	0	0	0	0	
	Olney	0	0	0	0	0	0	
	Wabash	0	0	0	0	0	0	
513	Illinois Valley	0	0	0	0	0	0	
525	Joliet	0	0	0	0	0	0	
520	Kankakee	0	0	0	0	0	0	
501	Kaskaskia	0	0	26,185	34,200	26,185	34,200	76.6%
523	Kishwaukee	0	0	0	0	0	0	
532	Lake County	0	0	22,807	24,758	22,807	24,758	92.1%
517	Lake Land	0	0	0	0	0	0	
536	Lewis & Clark	37,259	58,152	0	0	37,259	58,152	64.1%
526	Lincoln Land	61,400	74,570	0	0	61,400	74,570	82.3%
530	Logan	71,930	106,716	0	0	71,930	106,716	67.4%
528	McHenry	0	0	0	0	0	0	
540	Metropolitan	0	0	0	0	0	0	
524	Moraine Valley	0	0	0	0	0	0	
527	Morton	0	0	0	0	0	0	
535	Oakton	0	0	0	0	0	0	
505	Parkland	0	0	0	0	0	0	
515	Prairie State	0	0	15,335	25,788	15,335	25,788	59.5%
521	Rend Lake	0	0	3,432	4,761	3,432	4,761	72.1%
537	Richland	0	0	0	0	0	0	
511	Rock Valley	0	0	0	0	0	0	
518	Sandburg	0	0	6,200	11,800	6,200	11,800	52.5%
506	Sauk Valley	0	0	0	0	0	0	
531	Shawnee	21,800	31,800	0	0	21,800	31,800	68.6%
510	South Suburban	0	0	0	0	0	0	
533	Southeastern	0	0	0	0	0	0	
534	Spoon River	0	0	0	0	0	0	
504	Triton	6,100	7,015	0	0	6,100	7,015	87.0%
516	Waubensee	0	0	0	0	0	0	
539	Wood	0	0	0	0	0	0	
TOTALS		515,508	726,134	115,306	165,312	630,814	891,446	

NASF= Net Assignable Square Feet

GSF= Gross Square Feet

SOURCE OF DATA: RAMP/CC Table C1.1 (FY 2000)

Illinois Community College Board

Table V-4

TOTAL NET ASSIGNABLE SQUARE FOOTAGE BY ROOM USE CLASSIFICATION

Dist. No.	District/College	Classrooms	Laboratory	Office	Study	Athletic/ PE	Special Use	Theater/ Aud.	General Use	Support	Health Care	Unclass.	NASE	GSE
522	Belleville	93,977	88,099	48,080	7,880	34,202	14,892	4,622	31,457	31,843	0	450	355,502	513,985
503	Black Hawk	39,670	67,248	39,183	32,757	54,740	13,470	2,235	37,321	27,848	1,047	1,360	316,879	-459,849
508	Chicago													
	Daley	84,606	98,871	31,894	24,765	19,655	19,205	150	46,354	21,222	0	16,360	413,082	661,166
	Kennedy	85,406	195,897	93,143	18,852	38,591	47,926	7,220	39,519	17,453	336	0	544,343	822,501
	Malcolm	126,522	51,457	88,096	8,135	19,355	19,207	0	22,211	19,510	1,630	8,223	364,346	578,743
	Olive	88,324	71,430	65,905	20,366	25,195	8,200	4,200	29,213	44,779	1,900	0	359,712	525,040
	Truman	107,037	69,793	83,990	30,225	9,642	6,737	8,132	37,996	12,933	0	0	366,485	553,700
	Washington	61,247	42,686	63,654	17,367	0	4,135	0	21,111	10,179	0	0	220,379	345,300
	Wright	110,642	108,366	73,695	35,433	35,414	32,015	21,405	35,342	32,243	0	37,389	521,944	829,685
507	Danville	33,654	58,776	35,410	10,466	19,548	3,773	3,418	18,469	19,297	0	45,908	248,719	420,701
502	DuPage	132,580	204,034	135,807	79,144	65,173	49,598	15,777	136,940	51,379	1,261	36,762	908,455	1,350,759
509	Elgin	85,871	109,500	70,838	24,094	15,918	8,951	13,039	53,094	12,555	0	0	393,860	676,580
512	Harper	100,671	142,826	111,067	37,162	63,668	16,343	4,122	45,346	32,386	829	0	554,420	823,355
540	Heartland	0	0	0	0	0	0	0	0	0	0	0	0	0
519	Highland	20,759	42,068	32,600	12,393	17,586	3,673	4,969	30,451	1,652	0	45,774	211,925	291,558
514	Illinois Central	51,378	130,205	70,319	30,077	15,290	19,489	7,143	93,364	42,157	1,388	1,228	462,038	649,674
529	Illinois Eastern													
	Frontier	4,419	4,598	6,045	1,248	0	198	0	421	2,616	0	470	20,015	26,787
	Lincoln Trail	14,307	29,187	10,095	6,430	20,654	6,403	6,702	12,667	15,280	0	2,523	124,248	152,238
	Olney	15,627	44,968	17,165	12,540	10,678	4,838	5,016	14,371	5,109	0	0	130,312	177,058
	Wabash	15,670	33,586	11,006	6,070	22,472	5,765	7,898	12,577	7,894	0	0	122,938	159,217
513	Illinois Valley	29,586	58,309	25,013	17,845	19,156	4,574	9,006	26,269	27,698	0	0	217,456	310,294
525	Joliet	72,562	147,716	50,386	37,967	21,118	16,586	4,748	37,909	24,464	480	6,529	420,465	607,552
520	Kankakee	40,971	45,702	33,609	14,104	19,320	7,678	0	24,341	15,420	0	5,246	206,391	263,482
501	Kaskaskia	23,436	49,620	21,980	13,432	16,716	4,036	9,213	14,488	5,999	0	660	159,580	228,830
523	Kishwaukee	30,430	74,635	32,851	13,058	9,007	19,039	0	31,825	22,642	111	0	233,598	330,553
532	Lake County	94,732	105,258	65,563	35,806	27,129	23,115	21,570	41,132	38,603	708	2,425	456,061	701,867
517	Lake Land	32,939	68,672	30,025	25,175	19,644	5,273	4,500	9,765	15,206	100	0	211,299	269,926
536	Lewis & Clark	46,569	76,423	66,334	12,715	24,170	4,395	17,102	19,708	34,343	220	5,926	307,905	496,245
526	Lincoln Land	30,051	45,799	31,811	29,334	15,401	15,912	0	49,147	14,358	0	0	231,813	328,219
530	Logan	30,652	60,522	41,754	14,987	11,515	11,349	6,780	27,673	16,006	0	0	221,238	328,307
528	McHenry	29,367	60,488	41,392	29,329	14,231	8,845	4,554	23,594	10,499	0	0	222,299	324,110
541	Metropolitan	16,597	45,283	16,597	7,465	2,433	6,993	0	0	1,126	125	0	96,619	127,475
524	Moraine Valley	71,894	143,482	80,767	32,754	29,764	8,521	19,051	46,895	21,266	0	0	454,394	654,403
527	Morton	22,600	43,158	22,761	13,258	14,640	2,901	6,533	14,888	8,553	0	0	149,292	235,718
535	Oakton	67,990	88,865	77,542	25,201	12,935	8,904	4,689	53,676	25,247	566	28,016	393,631	621,748
505	Parkland	38,171	90,276	51,751	35,796	26,583	3,142	13,183	57,072	11,134	432	3,220	330,760	483,357
515	Prairie State	33,560	70,762	29,971	23,478	9,012	13,436	2,346	37,996	17,728	0	0	238,289	346,828
521	Rend Lake	21,333	64,959	22,499	11,400	16,790	9,627	3,652	22,808	16,319	1,340	0	190,727	259,941
537	Richland	24,625	39,581	21,005	11,967	1,728	3,759	7,815	22,897	10,990	0	0	144,367	203,144
511	Rock Valley	44,743	84,095	48,696	39,946	32,529	18,132	10,444	49,381	22,114	0	0	350,080	475,429
518	Sandburg	25,958	39,537	21,751	11,752	9,420	3,923	2,868	13,890	1,680	0	0	130,779	184,391
506	Sauk Valley	21,095	68,040	26,690	13,100	14,225	6,090	0	22,367	7,085	0	41,031	219,723	404,330
531	Shawnee	19,346	17,130	10,906	9,487	7,200	6,295	0	9,641	1,813	0	0	81,818	109,677
510	South Suburban	78,222	72,112	57,968	34,019	24,603	26,866	6,754	0	25,814	0	43,652	370,010	529,929
533	Southeastern	19,135	36,900	24,357	10,610	20,070	10,683	19,364	17,626	8,231	0	0	166,976	244,296
534	Spoon River	20,551	54,737	13,869	13,488	0	3,551	17,623	0	9,583	0	0	133,402	193,733
504	Triton	99,803	214,028	80,027	26,914	29,068	14,013	10,661	58,994	27,006	1,513	16,702	578,729	833,385
516	Waubensee	78,065	98,525	57,822	21,858	22,412	8,403	6,659	41,603	47,705	0	101,375	484,427	557,674
539	Wood	14,464	18,252	17,670	3,129	5,027	11,874	0	8,152	1,101	0	11,160	91,329	128,679
	TOTALS	2,451,834	3,676,961	2,261,359	1,004,978	963,627	572,733	325,163	1,501,961	898,068	13,986	462,389	14,133,059	20,801,418

SOURCE OF DATA: RAMP/CC Table C1.0 (FY 2000)

BEST COPY AVAILABLE

Illinois Community College Board  
Table V-5  
NET ASSIGNABLE SQUARE FOOTAGE IN COMPLETED PERMANENT STATE FUNDED FACILITIES  
BY HIGHER EDUCATION FACILITY INVENTORY ROOM USE CLASSIFICATION AS OF AUGUST 1, 1998

Dist. No.	District/College	Classrooms	Laboratory	Offices	Study	Athletic/ PE	Special Use	Theater/ Aud.	General Use	Support	Health Care	Unclass.	NASF	GSF*
522	Belleville	28,256	46,414	27,707	1,403	34,202	4,198	4,622	15,557	10,786	0	0	173,145	271,412
503	Black Hawk Chicago	33,685	59,031	36,577	32,757	54,740	1,499	1,905	34,046	26,479	1,047	1,011	282,777	419,445
508	Daley	0	0	0	0	0	0	0	0	0	0	0	0	0
	Kennedy	62,006	147,853	74,896	13,227	38,591	44,576	7,220	34,644	12,628	0	0	435,641	673,846
	Malcolm	121,647	45,436	85,039	7,211	19,355	18,276	0	19,759	17,229	430	0	334,382	541,575
	Olive-Harvey	0	0	0	0	0	0	0	0	0	0	0	0	0
	Truman	69,818	56,705	78,350	30,225	0	5,575	5,700	31,255	11,360	0	0	288,988	437,500
	Washington	0	0	0	0	0	0	0	0	0	0	0	0	0
	Wright	56,228	13,326	14,327	6,000	14,351	14,486	12,908	6,244	19,543	0	2,529	159,942	241,745
507	Danville	24,791	44,925	16,455	10,352	19,548	3,683	0	13,729	6,960	0	1,254	141,697	227,693
502	DuPage	99,435	136,944	99,139	53,304	0	5,456	0	82,164	17,469	1,261	6,444	501,616	658,143
509	Elgin	45,413	52,633	45,867	20,755	0	3,709	2,583	22,953	6,941	0	0	200,854	347,633
512	Harper	80,315	104,543	89,977	37,162	0	10,608	4,122	35,764	13,290	829	0	376,610	592,799
540	Hearthland	0	0	0	0	0	0	0	0	0	0	0	0	0
519	Highland	20,715	41,175	31,566	12,393	0	2,500	4,969	18,589	1,483	0	2,214	135,604	195,640
514	Illinois Central	44,850	57,444	63,244	29,512	15,290	16,469	0	80,546	12,518	1,388	1,228	322,489	469,286
529	Illinois Eastern	0	0	0	0	0	0	0	0	0	0	0	0	0
04	Frontier	11,235	14,617	7,497	6,430	12,304	4,562	6,702	9,449	150	0	0	72,946	90,467
01	Lincoln Trail	13,177	21,457	15,202	12,540	0	1,566	0	12,861	748	0	0	77,551	114,589
02	Olney	9,827	15,988	7,286	6,070	15,316	4,882	7,898	7,192	3,014	0	0	77,473	102,615
513	Illinois Valley	26,700	38,809	23,977	17,845	19,156	3,907	0	25,987	26,322	0	0	182,703	264,652
525	Joliet	51,041	116,740	38,117	31,506	12,370	12,705	0	32,616	4,190	480	0	299,765	462,317
520	Kankakee	30,506	41,475	25,614	14,104	19,320	4,237	0	19,716	5,206	0	0	160,178	202,578
501	Kaskaskia	5,435	10,667	4,662	3,190	4,179	0	2,303	3,702	1,160	0	0	35,298	51,949
523	Kishwaukee	17,121	32,934	17,689	11,843	9,007	5,881	0	17,040	4,173	0	0	115,688	165,938
532	Lake County	46,189	69,990	38,225	27,267	27,129	5,731	0	10,228	14,689	0	0	239,448	375,208
517	Lake Land	31,202	64,650	27,773	25,175	19,644	3,699	4,500	8,103	2,568	100	0	187,414	244,204
536	Lewis & Clark	24,880	57,500	24,723	12,654	24,170	3,163	14,686	15,295	15,856	0	68	192,995	307,064
526	Lewis & Clark	26,646	43,727	25,533	29,334	15,401	9,021	0	34,088	9,233	0	0	192,983	278,113
530	Logan	20,670	30,273	30,576	14,987	11,515	11,349	1,351	22,105	6,572	0	0	149,398	231,308
528	McHenry	13,567	42,003	24,569	27,244	0	2,564	0	1,996	4,856	0	0	116,799	159,828
541	Metropolitan	16,597	45,283	16,597	7,465	2,433	6,993	0	0	1,126	125	0	96,619	127,475
524	Moraine Valley	71,894	143,482	60,225	32,754	29,764	6,060	18,919	22,141	7,629	0	0	392,868	571,990
527	Morton	22,600	43,158	22,761	13,258	14,640	2,901	6,533	14,888	3,877	0	0	144,616	230,842
535	Oakton	27,345	56,966	46,356	13,219	11,087	7,848	4,689	17,878	6,516	106	0	192,010	303,107
505	Parkland	33,086	78,007	44,621	35,796	0	3,142	2,086	52,896	3,980	432	2,684	256,730	381,053
515	Prairie State	27,559	57,433	24,162	20,183	9,012	7,410	2,346	34,024	7,720	0	0	189,849	286,785
521	Rend Lake	14,191	34,031	18,987	11,400	15,583	8,374	3,652	21,528	10,990	1,085	0	130,691	185,999
537	Richland	24,625	39,581	21,005	11,967	1,728	2,894	7,815	22,897	10,990	0	0	143,502	202,144
511	Rock Valley	28,706	37,381	24,314	39,946	32,529	17,491	3,321	32,130	651	0	0	216,469	307,706
518	Sandburg	11,805	34,180	16,768	10,270	9,420	3,923	2,868	9,199	1,680	0	0	100,113	137,790
506	Sauk Valley	21,095	68,040	26,690	13,100	14,225	6,090	0	22,367	7,085	0	0	178,692	353,294
531	Shawnee	5,905	14,111	9,024	9,487	0	0	0	9,641	1,140	0	0	49,308	63,931
510	South Suburban	66,126	72,112	56,348	33,137	4,999	24,869	6,754	0	16,540	0	20,552	301,437	436,259
533	Southeastern	14,895	19,055	19,357	10,610	0	10,683	19,364	17,626	0	0	0	111,590	170,207
534	Spoxon River	13,094	45,373	12,596	12,982	0	0	14,007	0	8,248	0	0	106,300	146,733
504	Triton	87,061	162,702	72,977	26,914	24,625	12,668	10,661	45,731	21,240	1,268	16,702	482,549	713,767
516	Waubesa	18,002	56,991	15,104	21,576	18,412	8,157	4,479	0	0	0	0	142,721	162,700
539	Wood	7,719	18,752	17,444	3,129	5,027	7,919	0	5,965	1,101	0	11,160	78,216	112,173
TOTALS		1,527,660	2,433,897	1,499,923	821,683	579,072	341,724	188,963	944,539	356,806	8,551	65,846	8,768,664	13,021,948

\* Gross Square Feet

\*\* Building efficiency equals net assignable square footage divided by gross square feet

SOURCE OF DATA: RAMP/CC Table C1.0 (FY 2000)





Illinois Community College Board  
Table V-6

NET ASSIGNABLE SQUARE FOOTAGE IN COMPLETED PERMANENT LOCALLY FUNDED FACILITIES  
BY HIGHER EDUCATION FACILITY INVENTORY ROOM USE CLASSIFICATION AS OF AUG 1, 1998

Dist. No.	District/College	Classrooms	Laboratory	Office	Study	Athletic/ PE	Special Use	Theater/ Aud.	General Use	Support	Health Care	Unclass.	NASF	GSF*
522	Belleville	51,321	41,685	18,573	6,477	0	10,694	0	15,900	21,057	0	0	165,707	224,753
503	Black Hawk	700	0	0	0	0	11,971	0	0	0	0	0	12,671	13,050
508	Chicago													
	Daley	58,330	80,563	69,078	22,710	19,655	19,205	150	43,248	16,581	0	16,360	345,880	572,686
	Kennedy	23,400	48,044	18,247	5,625	0	3,350	0	4,875	4,825	336	0	108,702	148,655
	Malcolm	4,875	6,021	3,057	924	0	931	0	2,452	2,281	1,200	8,223	29,964	37,168
	Olive	53,436	58,060	57,611	20,566	25,195	8,200	4,200	27,467	8,570	1,900	0	265,205	413,160
	Truman	37,219	13,088	5,640	0	9,642	1,162	2,432	6,741	1,573	0	0	77,497	116,200
	Washington	61,247	42,686	63,654	17,367	0	4,135	0	21,111	10,179	0	0	220,379	345,300
	Wright	54,414	95,040	59,368	29,433	21,063	17,529	8,497	29,098	12,700	0	34,860	362,002	587,940
507	Danville	0	0	2,354	0	0	0	3,418	443	454	0	0	6,669	12,238
502	DuPage	33,145	67,090	36,668	25,840	65,173	44,142	15,777	54,776	33,910	0	30,318	406,839	692,616
509	Elgin	40,458	56,867	24,971	3,339	15,918	5,242	10,456	30,141	5,614	0	0	193,006	328,947
512	Harper	20,356	38,283	21,090	0	63,668	5,735	0	9,582	19,096	0	0	177,810	230,556
541	Heartland	0	0	0	0	0	0	0	0	0	0	0	0	0
519	Highland	44	893	1,034	0	17,586	1,173	0	11,862	169	0	43,560	76,321	95,918
514	Illinois Central	6,528	72,761	7,075	565	0	3,020	7,143	12,818	29,639	0	0	139,549	180,388
529	Illinois Eastern													
	Frontier	4,419	4,598	6,045	1,248	0	198	0	421	2,616	0	470	20,015	26,787
	Lincoln Trail	1,363	5,635	1,607	0	8,350	1,841	0	315	7,169	0	2,523	28,803	33,971
	Olney	0	0	312	0	10,678	3,272	5,016	1,510	762	0	0	21,550	26,133
	Wabash	5,843	17,598	3,720	0	7,156	883	0	5,385	4,880	0	0	45,465	56,602
513	Illinois Valley	2,886	19,500	1,036	0	0	667	9,006	282	1,376	0	0	34,753	45,642
525	Joliet	18,455	30,463	5,667	6,461	0	0	4,748	5,293	3,007	0	0	74,094	93,505
520	Kankakee	8,057	3,177	1,288	0	0	3,441	0	4,625	9,256	0	0	29,844	37,744
501	Kaskaskia	15,984	31,278	15,210	10,242	12,537	1,450	6,910	10,150	4,839	0	0	108,600	158,888
523	Kishwaukee	13,309	41,701	14,634	1,215	0	13,158	0	14,785	12,239	111	0	111,152	152,054
532	Lake County	30,574	14,342	12,720	1,120	0	11,306	21,570	11,012	12,751	708	0	116,103	209,365
517	Lake Land	685	0	403	0	0	1,574	0	54	0	0	0	2,716	3,072
536	Lewis & Clark	21,689	18,923	41,611	61	0	1,232	2,416	4,413	18,487	220	5,858	114,910	189,181
526	Lincoln Land	3,405	2,072	6,278	0	0	6,891	0	15,059	5,125	0	0	38,830	50,106
530	Logan	9,982	30,249	11,178	0	0	0	5,429	5,568	9,434	0	0	71,840	96,999
528	McHenry	15,800	18,485	16,823	2,085	14,231	6,281	4,554	21,598	5,643	0	0	105,500	164,282
541	Metropolitan	0	0	0	0	0	0	0	0	0	0	0	0	0
524	Moraine Valley	0	0	20,542	0	0	2,461	132	24,754	13,637	0	0	61,526	82,413
527	Morton	0	0	0	0	0	0	0	0	4,676	0	0	4,676	4,876
535	Oakton	40,645	31,899	31,186	11,982	1,848	1,056	0	35,798	18,731	460	28,016	201,621	318,641
505	Parkland	5,085	12,269	7,130	0	26,583	0	11,097	4,176	7,154	0	536	74,030	102,304
515	Prairie State	760	10,973	2,019	3,185	0	0	0	3,602	10,008	0	0	30,547	37,003
521	Rend Lake	7,142	30,928	3,512	0	1,207	1,253	0	1,280	14,459	255	0	60,036	73,942
537	Richland	0	0	0	0	0	865	0	0	0	0	0	865	1,000
511	Rock Valley	16,037	46,714	24,382	0	0	641	7,123	17,251	21,463	0	0	133,611	167,723
518	Sandburg	4,705	3,027	2,415	4,482	0	0	0	1,376	0	0	0	13,005	17,420
506	Sauk Valley	0	0	0	0	0	0	0	0	0	0	41,031	41,031	51,040
531	Shawnee	10,813	3,019	1,882	0	7,200	6,295	0	0	529	0	0	29,738	42,866
510	South Suburban	12,096	0	1,620	882	19,604	1,997	0	0	9,274	0	23,100	68,573	93,670
533	Southeastern	4,240	17,845	5,000	0	20,070	0	0	0	8,231	0	0	55,386	74,089
534	Spoon River	7,457	9,364	1,273	506	0	3,551	3,616	0	1,335	0	0	27,102	47,000
504	Triton	12,742	51,326	7,050	0	4,443	1,345	0	13,263	5,766	245	0	96,180	119,618
516	Waubesaee	60,063	41,534	42,718	282	4,000	246	2,180	41,603	47,705	0	101,375	341,706	394,974
539	Wood	517	0	82	0	0	3,955	0	171	0	0	0	4,725	5,608
	TOTAL	780,226	1,118,000	677,763	173,597	375,807	212,348	135,870	514,258	427,200	5,435	336,230	4,756,734	6,978,093

\* Gross Square Feet  
\*\* Building efficiency equals net assignable square footage divided by gross square feet  
SOURCE OF DATA: RAMP/CC Table C1.0 (FY 2000)



Illinois Community College Board

Table V-7

NET ASSIGNABLE SQUARE FOOTAGE IN TEMPORARY FACILITIES BY HIGHER EDUCATION FACILITY INVENTORY ROOM USE CLASSIFICATION AS OF AUGUST 1, 1998

Dist. No.	District/College	Classrooms	Laboratory	Office	Study	Athletic/ PE	Special Use	Theater/ Aud.	General Use	Support	Health Care	Unchass.	NASF	GSP*
522	Belleville	14,400	0	1,800	0	0	0	0	0	0	0	450	16,650	17,820
503	Black Hawk	5,285	8,217	2,606	0	0	0	330	3,275	1,369	0	349	21,431	27,354
508	Chicago													
	Daley	26,276	18,308	12,816	2,055	0	0	0	3,106	4,641	0	0	67,202	88,480
	Kennedy	0	0	0	0	0	0	0	0	0	0	0	0	0
	Malcolm	0	0	0	0	0	0	0	0	0	0	0	0	0
	Olive	34,888	13,370	8,294	0	0	0	0	1,746	36,209	0	0	94,507	111,880
	Truman	0	0	0	0	0	0	0	0	0	0	0	0	0
	Washington	0	0	0	0	0	0	0	0	0	0	0	0	0
	Wright	0	0	0	0	0	0	0	0	0	0	0	0	0
507	Danville	8,863	13,851	16,601	114	0	90	0	4,297	11,883	0	44,654	100,353	180,770
502	DuPage	0	0	0	0	0	0	0	0	0	0	0	0	0
509	Elgin	0	0	0	0	0	0	0	0	0	0	0	0	0
512	Harper	0	0	0	0	0	0	0	0	0	0	0	0	0
540	Heartland	0	0	0	0	0	0	0	0	0	0	0	0	0
519	Highland	0	0	0	0	0	0	0	0	0	0	0	0	0
514	Illinois Central	0	0	0	0	0	0	0	0	0	0	0	0	0
529	Illinois Eastern	0	0	0	0	0	0	0	0	0	0	0	0	0
	Frontier	0	0	0	0	0	0	0	0	0	0	0	0	0
	Lincoln Trail	1,709	8,935	991	0	0	0	0	2,903	7,961	0	0	22,499	27,800
	Olney	2,450	23,511	1,651	0	0	0	0	0	3,599	0	0	31,211	36,336
	Wabash	0	0	0	0	0	0	0	0	0	0	0	0	0
513	Illinois Valley	0	0	0	0	8,748	3,881	0	0	17,267	0	0	0	0
525	Joliet	3,066	513	6,602	0	0	0	0	0	958	0	6,529	46,606	51,730
520	Kankakee	2,408	1,050	6,707	0	0	0	0	0	0	0	5,246	16,369	23,160
501	Kaskaskia	2,017	7,675	2,108	0	0	2,586	0	636	0	0	660	15,682	17,993
523	Kishwaukee	0	0	528	0	0	0	0	0	6,230	0	0	6,758	12,561
532	Lake County	17,989	20,926	14,618	7,419	0	6,078	0	19,892	11,163	0	2,425	100,510	117,294
517	Lake Land	1,052	4,022	1,849	0	0	0	0	1,608	12,638	0	0	21,169	22,650
536	Lewis & Clark	0	0	0	0	0	0	0	0	0	0	0	0	0
526	Lincoln Land	0	0	0	0	0	0	0	0	0	0	0	0	0
530	Logan	0	0	0	0	0	0	0	0	0	0	0	0	0
528	McHenry	0	0	0	0	0	0	0	0	0	0	0	0	0
541	Metropolitan	0	0	0	0	0	0	0	0	0	0	0	0	0
524	Moraine Valley	0	0	0	0	0	0	0	0	0	0	0	0	0
527	Morton	0	0	0	0	0	0	0	0	0	0	0	0	0
535	Oakton	0	0	0	0	0	0	0	0	0	0	0	0	0
505	Parkland	0	0	0	0	0	0	0	0	0	0	0	0	0
515	Prairie State	5,241	2,356	3,790	110	0	6,026	0	370	0	0	0	17,893	23,040
521	Rend Lake	0	0	0	0	0	0	0	0	0	0	0	0	0
537	Richland	0	0	0	0	0	0	0	0	0	0	0	0	0
511	Rock Valley	0	0	0	0	0	0	0	0	0	0	0	0	0
518	Sandburg	9,448	2,330	2,568	0	0	0	0	3,315	0	0	0	17,661	29,181
506	Sauk Valley	0	0	0	0	0	0	0	0	0	0	0	0	0
531	Shawnee	2,628	0	0	0	0	0	0	0	144	0	0	2,772	2,880
510	South Suburban	0	0	0	0	0	0	0	0	0	0	0	0	0
533	Southeastern	0	0	0	0	0	0	0	0	0	0	0	0	0
534	Spoon River	0	0	0	0	0	0	0	0	0	0	0	0	0
504	Triton	0	0	0	0	0	0	0	0	0	0	0	0	0
516	Waubonsee	0	0	0	0	0	0	0	0	0	0	0	0	0
539	Wood	6,228	0	144	0	0	0	0	2,016	0	0	0	8,388	10,898
	TOTALS	143,948	125,064	83,673	9,698	8,748	18,661	330	43,164	114,062	0	60,313	607,661	801,827

\* Gross Square Feet  
 \*\* Building efficiency equals net assignable square footage divided by gross square feet  
 SOURCE OF DATA: RAMP/CQ Table C1.0 (FY 2000)



Illinois Community College Board  
Table V-8

NET ASSIGNABLE SQUARE FOOTAGE IN STATE-FUNDED FACILITIES UNDER CONSTRUCTION OR APPROVED FOR CONSTRUCTION BY HIGHER EDUCATION FACILITY INVENTORY ROOM USE CLASSIFICATION AS OF AUGUST 1, 1998

Dist. No.	District/College	Classrooms	Laboratory	Office	Study	PE	Special Use	Theater	General Use	Support	Unclass.	Total NASF	Total GSF
522	Belleville	12,086	7,050	25,365	22,190				1,506			68,197	109,100
507	Danville	8,103	7,870	7,980	1,313				4,866	7,484	26,646	64,262	67,450
512	Harper	9,378	14,410	3,328	825					3,300		31,241	48,740
540	Heartland	18,579	28,973	38,296	18,108		9,538	9,017	4,207	26,601		153,319	222,591
536	Lewis & Clark	11,152	3,632	4,144	1,258		2,854	8,467		5,752		37,259	58,152
526	Lincoln Land	13,385	9,450	9,515	2,600			7,200	2,375	13,970	2,905	61,400	74,570
530	Logan	19,793	33,517	7,939			1,005	691	8,985			71,930	106,716
531	Shawnee	15,200	1,400	800						4,400		21,800	31,800
504	Triton			1,500			4,600					6,100	7,015
	Totals	107,676	106,302	98,867	46,294	0	17,997	25,375	21,939	61,507	29,551	515,508	726,134

\* Gross Square Feet

\*\*Building efficiency equals net assignable square footage divided by gross square feet  
SOURCE OF DATA: RAMP/CC Table C1.0 (FY 2000)



Illinois Community College Board  
Table V-9

NET ASSIGNABLE SQUARE FOOTAGE IN LOCALLY FUNDED PERMANENT FACILITIES  
UNDER CONSTRUCTION OR APPROVED FOR CONSTRUCTION AS OF AUGUST 1, 1998

Dist. No.	District/College	Classrooms	Laboratory	Office	Study	PE	Special Use	Theater	General Use	Support	Unclass.	Total NASF	Total GSF
507	Danville	1,195	2,302	217							633	4,347	4,347
502	DuPage	10,000		440						1,000		11,440	20,000
512	Harper	7,672	11,790	2,723	675					2,700		25,560	39,658
501	Kaskaskia	780	9,664	1,612	924					13,205		26,185	34,200
532	Lake County	2,306		13,449					2,619	4,433		22,807	24,758
515	Prairie State	12,635	300				1,200			1,200		15,335	25,788
521	Rend Land	694	1,832	262				320		324		3,432	4,761
518	Sandburg	1,450	4,250	500								6,200	11,800
		36,732	30,138	19,203	1,599	0	0	1,200	2,939	22,862	633	115,306	165,312

\* Gross Square Feet

\*\*Building efficiency equals net assignable square footage divided by gross square feet  
SOURCE OF DATA: RAMP/CC Table C1.0 (FY 2000)

Illinois Community College Board  
Table V-10

TOTAL NET ASSIGNABLE SQUARE FEET OF PERMANENT FACILITIES BY ROOM USE CLASSIFICATION  
PER 10TH DAY ON-CAMPUS FTE STUDENT AS OF AUGUST 1, 1998 (COMPLETED, UNDER CONSTRUCTION, APPROVED,  
OR APPROPRIATED)

Dist. No.	District/College	Fall FTE	Class	Labs	Office	Study	PE	Special	Theater	General	Support	Health	Unclass	Total NASE
522	Belleville	6,378	16.63	14.92	11.52	4.71	5.36	2.34	0.72	5.17	4.99	0.00	0.07	66.44
503	Black Hawk	4,015	9.88	16.75	9.76	8.16	13.63	3.36	0.56	9.30	6.94	0.26	0.34	78.93
508	Chicago													
	Daley	5,979	14.15	16.54	13.70	4.14	3.29	3.21	0.03	7.75	3.55	0.00	2.74	69.08
	Kennedy	4,774	17.89	41.04	19.51	3.95	8.08	10.04	1.51	8.28	3.66	0.07	0.00	114.03
	Malcolm	6,780	18.66	7.59	12.99	1.20	2.83	2.83	0.79	3.28	2.88	0.24	1.21	53.74
	Olive	5,284	16.71	13.52	12.47	3.89	4.77	1.55	0.79	5.53	8.47	0.36	0.00	68.07
	Truman	6,153	17.40	11.34	13.65	4.91	1.57	1.09	1.32	6.17	2.10	0.00	0.00	59.56
	Washington	4,403	13.91	16.09	14.46	3.94	0.00	0.94	0.00	4.79	2.31	0.00	0.00	50.05
507	Wright	6,736	16.43	16.09	10.94	5.26	5.26	4.75	3.18	14.29	16.40	0.00	5.55	77.49
502	Danville	1,633	26.30	42.21	26.70	7.21	11.97	2.31	2.09	14.29	16.40	0.00	44.42	193.90
509	DuPage	15,324	9.30	13.31	8.89	5.16	4.25	3.24	1.03	8.94	3.42	0.08	2.40	60.03
512	Elgin	4,588	18.72	23.87	15.44	5.25	3.47	1.95	2.84	11.57	2.74	0.00	0.00	85.85
540	Harper	7,797	15.10	21.68	15.02	4.96	8.17	2.10	0.53	5.82	4.92	0.11	0.00	78.40
519	Heartland	2,000	9.29	14.49	19.15	9.05	0.00	4.77	4.51	2.10	13.30	0.00	0.00	76.67
514	Highland	1,332	15.58	31.58	24.47	9.30	13.20	2.76	3.73	22.86	1.24	0.00	34.36	159.10
514	Illinois Central	6,301	8.15	20.67	11.16	4.77	2.43	3.09	1.13	14.82	6.69	0.22	0.19	73.33
529	Illinois Eastern													
	Frontier	485	9.12	9.49	12.47	2.58	0.00	0.41	0.00	0.87	5.40	0.00	0.97	41.30
	Lincoln Trail	816	17.54	35.78	12.38	7.88	25.32	7.85	8.22	15.53	18.73	0.00	3.09	152.33
	Olney	1,057	14.79	42.56	16.25	11.87	10.11	4.58	4.75	13.60	4.84	0.00	0.00	123.34
	Wabash	1,043	15.03	32.21	10.56	5.82	21.55	5.53	7.57	12.06	7.57	0.00	0.00	117.90
513	Illinois Valley	2,183	13.55	26.71	11.46	8.18	8.78	2.10	4.13	12.03	12.69	0.00	0.00	99.63
525	Joliet	5,854	12.40	25.23	8.61	6.49	3.61	2.83	0.81	6.48	4.18	0.08	1.12	71.83
520	Kankakee	1,932	21.21	23.66	17.40	7.30	10.00	3.97	0.00	12.60	7.98	0.00	2.72	106.84
501	Kaskaskia	2,269	10.67	26.12	10.40	6.33	7.37	1.78	4.06	6.38	8.46	0.00	0.29	81.86
523	Kishwaukee	1,933	15.74	38.61	17.00	6.76	4.66	9.85	0.00	16.47	11.71	0.06	0.00	120.86
532	Lake County	6,064	16.00	17.36	13.03	5.90	4.47	3.81	3.56	7.21	7.10	0.12	0.40	78.97
517	Lake Land	3,467	9.30	19.81	8.66	7.26	5.67	1.52	1.30	2.82	4.39	0.03	0.00	60.94
536	Lewis & Clark	2,968	19.45	26.97	23.75	4.71	8.14	2.44	8.61	6.64	13.51	0.07	2.00	116.29
526	Lincoln Land	3,898	11.14	14.17	10.60	8.19	3.95	4.08	1.85	13.22	7.27	0.00	0.75	75.22
530	Logan	3,389	14.89	27.75	14.66	4.42	3.40	3.65	2.20	10.82	4.72	0.00	0.00	86.51
528	McHenry	2,519	11.66	24.02	16.43	11.64	5.65	3.51	1.81	9.37	4.17	0.00	0.00	88.26
541	Metropolitan	481	34.49	94.10	34.49	15.51	5.06	14.53	0.00	0.00	2.34	0.26	0.00	200.79
524	Moraine Valley	7,596	9.46	18.89	10.63	4.31	3.92	1.12	2.51	6.17	2.80	0.00	0.00	59.82
527	Morton	1,819	12.42	23.72	12.51	7.29	8.05	1.59	3.59	8.18	4.70	0.00	0.00	82.06
535	Oakton	4,971	13.68	17.88	15.60	5.07	2.60	1.79	0.94	10.80	5.08	0.11	5.64	79.18
505	Parkland	4,967	7.68	18.17	10.42	7.21	5.35	0.63	2.65	11.49	2.24	0.09	0.65	66.59
515	Prairie State	2,681	17.23	26.51	11.18	8.76	3.36	5.01	1.32	14.17	7.06	0.00	0.00	94.60
521	Rend Lake	1,880	11.71	35.52	12.10	6.06	8.93	5.12	1.94	12.30	8.85	0.71	0.00	103.25
537	Richland	1,750	14.07	22.62	12.00	6.84	0.99	2.15	4.47	13.09	6.28	0.00	0.00	82.51
511	Rock Valley	4,093	10.93	20.55	11.90	9.76	7.95	4.43	2.55	12.07	5.40	0.00	0.00	85.54
518	Sandburg	1,576	17.39	27.79	14.12	7.46	5.98	2.49	1.82	8.81	1.07	0.00	0.00	86.92
506	Sauk Valley	1,366	15.45	49.82	19.54	9.59	10.42	4.16	0.00	16.38	5.19	0.00	30.04	160.88
531	Shawnee	1,024	33.72	18.09	11.43	9.34	6.75	7.37	1.85	9.41	6.06	0.00	0.00	101.15
510	South Suburban	3,644	21.47	19.79	15.91	9.34	6.75	7.37	1.85	9.41	6.06	0.00	0.00	101.15
533	Southwestern	1,496	12.79	24.67	16.28	7.09	13.42	7.14	12.94	11.78	5.50	0.00	0.00	111.61
534	Spoon River	1,093	18.80	50.09	12.69	12.34	0.00	3.25	16.13	0.00	8.77	0.00	0.00	122.07
504	Triton	8,126	12.28	26.34	10.03	3.31	3.58	2.29	1.31	7.26	3.32	0.19	2.06	71.97
516	Waubesa	3,007	25.97	32.77	19.23	7.27	7.45	2.79	2.21	13.84	15.87	0.00	3.72	161.13
539	Wood	1,368	10.58	13.71	12.92	2.29	3.68	8.68	0.00	5.96	0.81	0.00	8.16	66.78
	TOTALS	182,288	14.24	20.92	13.05	5.78	5.29	3.24	1.93	8.38	5.39	0.08	2.70	77.53

SOURCES OF DATA: RAMP/CC Tables C1.0 and C1.1  
Fall Enrollment - E1 Records



Illinois Community College Board  
Table V-11  
TOTAL PROTECTION, HEALTH, SAFETY PROJECTS APPROVED

Dist. No.	District/College	# of Projects Approved			Total	Total Budgeted Amounts
		Bond Issues	Tax Levy			
522	Belleville	5	53	58	\$10,966,417	
503	Black Hawk	0	72	72	10,532,395	
508	Chicago	0	1	1	4,500,000	
507	Danville	13	8	21	5,668,872	
502	DuPage	0	0	0	0	
509	Elgin	10	0	10	1,117,822	
512	Harper	11	58	69	25,344,421	
540	Heartland	0	4	4	257,633	
519	Highland	1	36	37	6,075,890	
514	Illinois Central	0	58	58	13,827,772	
529	Illinois Eastern	52	0	52	9,236,890	
513	Illinois Valley	0	50	50	7,017,760	
525	Joliet	9	31	40	8,918,871	
520	Kankakee	0	0	0	0	
501	Kaskaskia	0	19	19	3,204,096	
523	Kishwaukee	0	15	15	2,323,463	
532	Lake County	11	44	55	8,842,261	
517	Lake Land	2	44	46	7,034,594	
536	Lewis & Clark	7	0	7	3,499,610	
526	Lincoln Land	9	1	10	4,628,775	
530	Logan	6	9	15	2,773,710	
528	McHenry	0	2	2	1,904,456	
541	Metropolitan	1	0	1	475,000	
524	Moraine Valley	0	29	29	5,412,613	
527	Morton	5	3	8	6,517,269	
535	Oakton	0	10	10	1,767,654	
505	Parkland	0	27	27	7,233,909	
515	Prairie State	10	12	22	11,342,256	
521	Rend Lake	28	19	47	7,995,373	
537	Richland	0	5	5	1,102,324	
511	Rock Valley	0	78	78	15,676,919	
518	Sandburg	1	24	25	4,478,440	
506	Sauk Valley	2	30	32	5,829,943	
531	Shawnee	10	2	12	2,111,364	
510	South Suburban	22	38	60	12,870,018	
533	Southeastern	4	0	4	2,600,000	
534	Spoon River	13	6	19	7,764,907	
504	Triton	0	82	82	16,385,445	
516	Waubonsee	0	35	35	5,569,705	
539	Wood	8	17	25	941,400	
TOTALS		240	922	1162	\$253,750,247	

SOURCE OF DATA: ICCB Records

Illinois Community College Board  
Table V-12  
BUDGETED REVENUE FOR COMMUNITY COLLEGE CONSTRUCTION  
SINCE JANUARY 1990\*

Dist. No.	District/College	Project	Federal	Local	State	Total
522	Belleville	Mechanical System Renovation	\$ 0	\$ 429650	\$ 0	\$ 429650
		Student Services Renovation	0	242179	94926	337105
		Fire Protection Renovation	0	47600	0	47600
		Roofing System Repairs	0	283440	0	283440
		Campus Storage Renovation	0	164869	93866	258735
		Energy Conservation	0	95750	0	95750
		Cafeteria Expansion	0	181000	0	181000
		Modular Classroom Units	0	584170	0	584170
		Accessibility Renovations	0	789000	0	789000
		Accessibility Modifications	0	102200	0	102200
		Mechanical System Renovation	0	589120	0	589120
		Roofing & Moisture Problems	0	47040	0	47040
		Aviation Maintenance Training Facility	0	265750	0	265750
		Remodel Vo-Tech Center	0	752100	2256400	3008500
		Moisture Protection-Roof Replace	0	30000	0	30000
		Hazardous Materials Storage	0	130000	0	130000
		Water Piping-Code Corrections	0	153400	0	153400
		Energy Conservation	0	25200	0	25200
		Fire Protection Renovation	0	82040	0	82040
		Exterior Lighting Code Corrections	0	80000	0	80000
		Energy Conservation Measures	0	668600	0	668600
		Moisture Protection-Window Repl.	0	28000	0	28000
		Energy Conservation/Electric Retrofit	0	36960	0	36960
		Energy Conservation/Granite City	0	330950	0	330950
		Energy Conservation/PSOP	0	25750	0	25750
		HVAC Retrofit-Phase II	0	353360	0	353360
		ADA Accessibility	0	117600	0	117,600
		Energy Conservation-Belleville	0	61150	0	61150
		Electrical Code Compliance	0	34150	0	34150
		Mechanical Renovations-Granite City	0	145600	0	145600
		ADA Accessibility-Granite City	0	67200	0	67200
		Fire Protection Renovations	0	56000	0	56000
		8.6 Acre Land Acquisition	0	68000	0	68000
		Land Acquisition	0	210042	0	210042
						\$ 9723062
503	Black Hawk	Remodel Corporate Center	0	274042	0	\$ 274042
		Site Acquisition	0	370000	0	370000
		Life Safety Renovations	0	30955	0	30955
		Weatherize Entrances	0	91269	0	91269
		Fire Code Corrections	0	111391	0	111391
		New Restroom Facility	0	30700	0	30700
		Construction Defects	0	0	210000	210000
		Aggregate Repairs	0	114719	0	114719
		Roof Replacement	0	118507	0	118507
		WIU Office Relocation	0	7000	0	7000
		Local Child Care Center	0	45000	0	45000
		Storm Drainage Repairs-Phase V	0	145000	0	145000
		Install Variable Air Volume System	0	465000	0	465000
		Storm Drain System-Phase IV	0	119900	0	119900
		Retube Boiler	0	107000	0	107000
		Fire & Security System Update	0	256094	0	256094

150

Illinois Community College Board  
Table V-12  
BUDGETED REVENUE FOR COMMUNITY COLLEGE CONSTRUCTION  
SINCE JANUARY 1990\*

Dist. No.	District/College	Project	Federal	Local	State	Total
		Pool Repairs	0	140000	0	140000
		Energy Management System	0	29955	0	29955
		Storm Drainage Repair-Phase IV	0	96800	0	96800
		Asbestos Removal	0	359800	0	359800
		Rehabilitate Building 4	0	201429	0	201429
		HVAC Repairs	0	96500	0	96500
		HVAC Replacement	0	34876	0	34876
		Hazardous Boiler Replacement	0	61175	0	61175
		Elevator Code Modifications	0	101765	0	101765
		Reroof Three Buildings	0	161809	0	161809
		ADA Modifications	0	455620	0	455620
		Direct Service Addition	0	1210000	0	1210000
		Moisture Protection/Plumbing	0	136200	0	136200
		Sewer & Erosion Repairs	0	94100	0	94100
		Chemical Storage Alterations	0	52290	0	52290
		Roof Improvements	0	257500	0	257500
		Fire Alarm Update	0	132401	0	132401
		Structural Repairs	0	100300	0	100300
		Energy Conservation Measures	0	318850	0	318850
		Cooling Tower Replacement	0	164880	0	164880
		Stairway Replacement	0	75054	0	75054
		Chemical Storage Alterations	0	67051	0	67051
		Moisture Protection	0	189170	0	189170
		ADA Alterations	0	330300	0	330300
		Roof Improvement/Bldgs. 2 & 3	0	272821	0	272821
		Drainage Repairs	0	25000	0	25000
		ADA Door Openers	0	98700	0	98700
		Life Safety Upgrades	0	256900	0	256900
		ADA Accessibility Projects	0	134800	0	134800
		Efficient Lighting Upgrade	0	314400	0	314400
		Life Safety Upgrades	0	203600	0	203600
		Art/Music Department Renovations	0	668000	0	668000
		District Energy Conservation	0	190801	0	190801
		Elevator Cylinder Replacement	0	29000	0	29000
						\$ 9558424
508	Chicago	Construction/West Side Tech	0	31500000	8500000	\$ 40000000
	City-Wide	Renovate Stairway/Bridge	0	0	620899	620899
	Daley	Asbestos Abatement	0	0	50000	50000
		Additional Renovations-Stairway/Bridge	0	0	62535	62535
		Exterior Improvements	0	0	200000	200000
		Window Covering	0	0	139030	139030
		Window Coverings	0	0	125000	125000
	Kennedy-King	Exterior Painting/Caulking	0	0	287303	287303
	Malcolm X	Renovate Locker Rooms	0	0	400000	400000
	Olive-Harvey	Exterior Paint, Sidewalks	0	0	241626	241626
		Renovate Building 5	0	0	530000	530000
	Truman	Replace Carpet & Flooring	0	0	50000	50000
		Remodeling	0	1675000	0	1675000
	Washington	Remodel Floors-Basement through 11	0	1385481	0	1385481
		Dawson Skills Rehab	0	0	3500000	3500000



Illinois Community College Board  
Table V-12  
BUDGETED REVENUE FOR COMMUNITY COLLEGE CONSTRUCTION  
SINCE JANUARY 1990\*

<u>Dist.</u> <u>No.</u>	<u>District/College</u>	<u>Project</u>	<u>Federal</u>	<u>Local</u>	<u>State</u>	<u>Total</u>
	Wilbur Wright	Remodel Old Wright	0	1050000	0	1050000
		Land/New Campus	0	76600000	0	76600000
		Humboldt Park Vocational Center	0	5000000	2000000	7000000
		Repair Masonry Walls & Roof	0	0	1450000	1450000
		Replacement of Pool Filtration	0	0	160000	160000
						\$135526874
507	Danville	Repave Parking Lots	0	10312	83586	\$ 93898
		Classroom/Labs-Miller Gym	0	673700	1853600	2527300
		Repair Gazebo	0	0	12475	12475
		Technology Center Addition	0	889800	672200	1562000
		Install Automatic Door	0	0	6500	6500
		Seal Coating-Parking Areas	0	0	10058	10058
		Auto Door Openers	0	0	6850	6850
		Repair Porches-Building 17	0	0	53270	53270
		Repair Roof-Building 17	0	0	77086	77086
		Roof Repairs	0	595847	0	595847
		Energy Conservation	0	33272	0	33272
		Tech Center/Parking Lots	0	0	70000	70000
		Utility Tunnel Replacemet	0	1566200	0	1566200
		Fuel Oil Tank Replacement	0	28399	0	28399
		College Center Repairs	0	0	66500	66500
		Asbestos/Radon Survey	0	96554	0	96554
		Sanitary Sewer Replacement	0	206550	0	206550
		Natural Gas Pipe Replacement	0	36500	0	36500
		Roof-Tech Center	0	0	82010	82010
		Electrical Power Distribution	0	732300	0	732300
		Domestic Water System Repair	0	435000	0	435000
		Infrastructure Rehabilitation	0	1161500	3484500	4646000
		Site Utilities/New Building	0	0	3500000	3500000
		Conference Center Code Corrections	0	273700	0	273700
		Mary Miller Center Remodeling	0	678000	0	678000
		Walks, Curbs, & Parking Lots	0	0	194800	194800
		Bremer Conference Center Electrical	0	120650	0	120650
		Technology Center Addition	0	651800	0	651800
		Curb/Parking Lot Improvements	0	24408	149350	173758
		Classroom, Labs, Miller Gym	0	673700	1853600	2527300
						\$ 21064577
502	DuPage	Site Acquisition-Naperville	0	816750	0	\$ 816750
		Site Acquisition-Westmont	0	609840	0	609840
		Instructional Computing Center	0	391200	1173500	1564700
		Parkway Expansion	0	928940	0	928940
		Walkway Lighting/Reroof Building	0	201893	230107	432000
		Parking Lot Expansion	0	975387	0	975387
		Warehouse Expansion	0	613340	0	613340
		Renovate Parking Lots 1-5	0	229060	227538	456598
		Construct Extension Centers	0	3572800	0	3572800
		Renovate Parking Lots 8 thru 12	0	636911	227538	864449
		Land/North Regional Site	0	650000	0	650000
		Business/Industry Conference Center	0	5500000	0	5500000
		Visual/Performing Arts Phase I	0	23260694	0	23260694

Illinois Community College Board  
Table V-12  
BUDGETED REVENUE FOR COMMUNITY COLLEGE CONSTRUCTION  
SINCE JANUARY 1990\*

Dist. No.	District/College	Project	Federal	Local	State	Total
		Site Acquisition/Naperville	0	449757	0	449757
		Ceiling Replacement	0	0	263395	263395
		Roadway Renovations	0	0	224080	224080
		Fitness Room Addition	0	348000	0	348000
		Lighting/Ceiling Renovations	0	0	424922	424922
		SRC Addition	0	16830000	0	16830000
		Student Resource Center/3rd Floor	0	0	2180400	2180400
		Auto Lab Expansion Building	0	740000	0	740000
		Roof Replacements/PE & Science Bldg.	0	220400	0	220400
						\$61926452
509	Elgin	Parking Lot Repairs	0	0	66594	\$ 66594
		Construction Maintenance Bldg.	0	239533	0	239533
		Moisture Protection	0	92739	0	92739
		Construct Maintenance Bldg.	0	239533	0	239533
		Mobile Classroom Units	0	137400	0	137400
		Exterior Lighting	0	327500	0	327500
		Construct Applied Tech Building	0	1145750	0	1145750
		HVAC Modifications	0	40740	0	40740
		Resurface Parking Lot 1	0	3456	75544	79000
		Accessibility Modifications	0	38045	0	38045
		Repair Parking Lots	0	0	241675	241675
		Site Acquisition	0	2061300	0	2061300
		New Classroom Building	0	1450500	12906700	14357200
		Roof Repairs/Paving	0	0	127818	127818
		Business/Industry Conference Center	0	5500000	0	5500000
		Visual/Performing Arts	0	23260694	0	23260694
		Chiller Replacement	0	0	265500	265500
		Deck Restoration/Waterproofing	0	0	162300	162300
						\$ 48383321
512	Harper	HVAC Renovations	0	1259280	0	\$ 1259280
		Roof Replacement Bldgs. B,C,G,H	0	1121250	0	1121250
		Construct Observatory	0	44200	0	44200
		Energy Management System	0	1000000	0	1000000
		Resurface Parking Lot 8,9,10	0	789000	0	789000
		Repave Perimeter Road	0	146400	0	146400
		Renovate Fire Alarm System	0	327600	0	327600
		Construction Defects	0	0	3184856	3184856
		Install Accessible Drinking	0	200000	0	200000
		Boiler Repairs/Building B	0	110000	0	110000
		Alter Doorway/Building 1	0	29500	0	29500
		Roof Repair/Alteration	0	710000	0	710000
		Repair Parking Lots	0	0	144831	144831
		Replace Wheelchair Lifts	0	75000	0	75000
		Replace Underground Storage	0	190000	0	190000
		Repair Roofs-Buildings A & D	0	400000	0	400000
		Fire Supression System	0	25000	0	25000
		Plumbing Repairs-Buildings I & J	0	420000	0	420000
		Electrical/Mechanical Repairs	0	1469550	0	1469550
		Repair Parking Lot 3	0	85	155230	155315
		Repair HVAC-Building V	0	50000	0	50000

Illinois Community College Board  
Table V-12  
BUDGETED REVENUE FOR COMMUNITY COLLEGE CONSTRUCTION  
SINCE JANUARY 1990\*

<u>Dist.</u> <u>No.</u>	<u>District/College</u>	<u>Project</u>	<u>Federal</u>	<u>Local</u>	<u>State</u>	<u>Total</u>
		Repair Roofs-Buildings B,E,I,J	0	385000	0	385000
		Repair Restrooms-Building D	0	438500	0	438500
		Accessibility Renovations	0	54000	0	54000
		Elevator Accessibility	0	72500	0	72500
		Fire Sprinkler Installation	0	199750	0	199750
		Power Distribution System	0	317250	0	317250
		Hazardous Bleacher Repair	0	100000	0	100000
		Site Acquisition/Northeast	0	2000000	0	2000000
		Water Main Extension	0	247925	0	247925
		Construct Instructional Bldg.	0	12589800	0	12589800
		Roof Replacement-Bldg. F	0	235000	0	235000
		Roof & Ceiling-Bldg. D	0	0	145841	145841
		Moisture Protection-NE Center	0	178000	0	178000
		Building F Life Safety	0	1500000	0	1500000
		Parking Lot 1 Extension	0	0	142500	142500
		Building F Code Corrections	0	1009000	0	1009000
		Repair Parking Lots	0	0	112000	112000
		Life Safety Alterations	0	380148	0	380148
		Fire System Corrections	0	176371	0	176371
		Filter System Repair	0	143298	0	143298
		Roof Replacement - NE Center	0	444000	0	444000
		Accessibility Improvements	0	108859	0	108859
		Building I Code Corrections	0	676268	0	676268
		ADA/Accessibility	0	159000	0	159000
		Refrigerant Conversion	0	242681	0	242681
		Asbestos Abatement Work	0	72338	0	72338
		Emergency Telephone Installation	0	33000	0	33000
		Parking Lot Restoration	0	142000	0	142000
		Electrical Switch Installation	0	210000	0	210000
		Lighting Upgrade/Northeast Center	0	130434	0	130434
		HVAC Repairs	0	1062099	0	1062099
		Electrical Distribution Upgrade	0	276394	0	276394
		Electric/Safety Hazard Repairs	0	31073	0	31073
		Asbestos Abatement/Northeast Center	0	53213	0	53213
		ADA Restrooms/Northeast Center	0	133623	0	133623
						\$ 36053647
540	Heartland	Site Acquisition	0	2100000	0	\$ 2100000
		Space Renovations	0	98125	0	98125
						\$ 2198125
519	Highland	Walk Replacement/Phase IV	0	85000	0	\$ 85000
		Reroof Sports Complex	0	81000	0	81000
		Install Nonskid Pool Deck	0	25000	0	25000
		Sidewalk Replacement	0	172648	0	172648
		Reroof Maintenance Barn	0	35000	0	35000
		Accessibility-Auto Doors	0	41950	0	41950
		Tuckpointing & Sidewalks	0	73000	0	73000
		Drainage Repairs-Lot D	0	85230	0	85230
		Bleacher Repairs	0	51725	0	51725
		Sidewalk Repair/Drainage-Phase IV	0	70190	0	70190
		Drainage Alterations	0	173387	0	173387

Illinois Community College Board  
Table V-12  
BUDGETED REVENUE FOR COMMUNITY COLLEGE CONSTRUCTION  
SINCE JANUARY 1990\*

<u>Dist. No.</u>	<u>District/College</u>	<u>Project</u>	<u>Federal</u>	<u>Local</u>	<u>State</u>	<u>Total</u>
		Sidewalk Rehabilitation	0	248398	0	248398
		Student Center Building	0	168600	4952000	5120600
		Exterior Waterproofing Modifications	0	51425	0	51425
		Underground Storage Tank	0	50050	0	50050
		Moisture Protection	0	75637	0	75637
		Renovation/Buildings M & R	0	0	284968	284968
		ADA Projects	0	257620	0	257620
		ADA Compliance	0	318666	0	318666
		Auto Body Code Corrections	0	110480	0	110480
		Laboratory Ventilation	0	56975	0	56975
		Fire Alarm Improvements	0	155768	0	155768
		EMS Replacement	0	158200	0	158200
		Ventilation System Repairs	0	123700	0	123700
		Energy Conservation Program	0	645400	0	645400
		ADA Compliance	0	283770	0	283770
		Hydraulic Lift Replacement	0	89758	0	89758
		Lighting/Warning System Upgrade	0	161656	0	161656
		Waterproofing Project	0	108803	0	108803
		Resurface Parking Lot/A West	0	0	129600	129600
		Roof Replacement/Building S	0	286770	0	286770
		Building F Ventilation	0	34727	0	34727
		Drainage Control/Sidewalk Replacement	0	102971	0	102971
		Retention Pond Repairs	0	100430	0	100430
						\$ 9850502
514	Illinois Central	Test Cells	0	108000	0	\$ 108000
		Phase II-Downtown Center	0	2373250	0	2373250
		Hazardous Surface Repairs	0	170000	0	170000
		Courtyard Rehabilitation	0	360000	0	360000
		Campus Security	0	66000	0	66000
		Remodel Dirksen Hall	0	325000	0	325000
		Replace HVAC Units	0	407000	0	407000
		Parking Lot Rehabilitation	0	5127	149102	154229
		Enclose Overhang/Administration Bldg.	0	225000	0	225000
		Repair Underground Storage Tank	0	289670	0	289670
		Parking Deck Construction	0	550000	0	550000
		Construction Defects-Roof	0	0	493000	493000
		Construct Storage Building	0	78177	0	78177
		Roof Repair-Gymnasium	0	134500	0	134500
		Repair Dirksen Parking Lot	0	2563	147437	150000
		Renovate Parking Lot A	0	2563	147437	150000
		Replace Electric Transformers	0	66000	0	66000
		Replace Rooftop HVAC Units	0	830000	0	830000
		Parking Lot F Renovation	0	0	103800	103800
		Fire Damper Replacement	0	475200	0	475200
		Asbestos Removal/SW Adams	0	143750	0	143750
		Boiler Room Roof Replacement	0	76790	0	76790
		Roof Replacement-SW Adams	0	141900	0	141900
		ADA Survey/Phase I Corrective Work	0	186390	0	186390
		Water-Fire Main Relocations	0	234698	0	234698
		Erosion Control	0	76000	0	76000
		ADA Elevator Addition	0	165460	0	165460

Illinois Community College Board  
Table V-12  
BUDGETED REVENUE FOR COMMUNITY COLLEGE CONSTRUCTION  
SINCE JANUARY 1990\*

<u>Dist.</u> <u>No.</u>	<u>District/College</u>	<u>Project</u>	<u>Federal</u>	<u>Local</u>	<u>State</u>	<u>Total</u>
		Parking Lot Restoration	0	0	123400	123400
		Acquisition/Renovation-World Drug Bldg.	0	6386400	0	6386400
		Repair of Bridges	0	97000	0	97000
		Roof Replacement-Lawrence	0	80000	0	80000
		Elevator Repairs	0	99200	0	99200
		Upgrade Underground Storage Tank	0	243410	0	243410
		Renovate/Expand Student Center	0	4277350	0	4277350
		Drainage Control	0	1300000	0	1300000
		Exterior Lighting Upgrade	0	120000	0	120000
		Metal Panel Curtain Wall	0	90000	0	90000
		Floor/Bleacher Repairs	0	265700	0	265700
		ADA Accessibility	0	66900	0	66900
		Roof Replacement/Library	0	215000	0	215000
		Roof Replacement/Academic Building	0	255000	0	255000
		Carpet Replacement	0	170000	0	170000
		Masonry Wall Repair	0	62000	0	62000
		ADA Signage Upgrade	0	121800	0	121800
		Sidewalk Replacement	0	0	123430	123430
		Voltage Cable Replacement	0	151400	0	151400
		Replace Voltage Cable/Phase II	0	133000	0	133000
		Lighting Upgrades Lots A & C	0	70000	0	70000
		Drainage Roadway Rehab II	0	240000	0	240000
		Elevator Cylinder Repairs	0	106000	0	106000
		Masonry Wall Repair Phase II	0	165000	0	165000
		Carpet Replacement	0	50000	0	50000
						\$ 23545804
529	Illinois Eastern	Construct Microwave Tower	0	313191	0	\$ 313191
		Roof Replacements	0	0	813000	813000
		Stage Floor Replacement	0	0	19159	19159
		Ventilation Corrections	0	117041	0	117041
		Stage Floor Replacement	0	0	21304	21304
		ADA Compliance Alterations	0	71400	0	71400
		Pool Filter Replacement	0	33062	0	33062
		Storm Sewer Waterway Repairs	0	56856	0	56856
		Robinson Commercial Building	0	481960	0	481960
		Tool & Die Shop Code Modifications	0	141546	0	141546
		HVAC Replacement	0	0	324450	324450
		Student Services Area Remodeling	0	0	260000	260000
		Parking Lot Repairs	0	0	171400	171400
		Underground Tank Removal	0	150000	0	150000
		Roof Replacements	0	0	840000	840000
		Modify Exhaust Hoods	0	118244	0	118244
		Stage Floor Replacement	0	0	21304	21304
	Frontier	Remodel LRC	0	22280	0	22280
		Maintenance/Storage Shed	0	18400	0	18400
	Lincoln Trail	Sanitary Sewer	0	45496	0	45496
		HVAC System	0	398200	0	398200
	Olney Central	Relocate Child Care Center	0	2000	0	2000
		Construction Defects/Wattleworth	0	615000	0	615000
		Reroof Stair Enclosures	0	31838	0	31838
		Parking Lot Expansion	0	75000	0	75000

Illinois Community College Board  
Table V-12  
BUDGETED REVENUE FOR COMMUNITY COLLEGE CONSTRUCTION  
SINCE JANUARY 1990\*

Dist. No.	District/College	Project	Federal	Local	State	Total
	Wabash Valley	Natatorium Roof Replacement	0	81627	0	81627
		Roof Repairs	0	1188000	0	1188000
		HVAC Replacement	0	226200	0	226200
		Gym Floor Replacement	0	0	88962	88962
		HVAC System	0	312800	0	312800
						\$ 7059720
513	Illinois Valley	Furnace Replacement	0	48600	0	\$ 48600
		Fire Door Controls	0	30000	0	30000
		Hazardous Floor Replacement	0	56723	0	56723
		Road Subsurface Erosion	0	50301	0	50301
		Biology Lab Utilities	0	28904	0	28904
		Replace Hazardous Floor	0	58000	0	58000
		Replace Water Main	0	78860	0	78860
		Energy Audit and Survey	0	29400	0	29400
		Maintenance Room Ventilation	0	0	18800	18800
		Roof Replacement-Gym	0	30142	0	30142
		Roof Replacement	0	51450	0	51450
		Repair Parking Lots	0	0	44620	44620
		Modify Elevators	0	121211	0	121211
		Roadway & Parking Lot	0	0	64136	64136
		Asbestos Abatement-Building G	0	145200	0	145200
		Asbestos Abatement A-301	0	111200	0	111200
		Asbestos Abatement	0	115800	0	115800
		Repair Parking Lot 5	0	24522	63420	87942
		Reroof Auto Ag Facility	0	130725	0	130725
		Sewer Line Hookup	0	84000	0	84000
		Energy Conservation/Retrofit	0	257000	0	257000
		Roof Replacement	0	220000	0	220000
		Asbestos Removal-Water Tanks	0	120000	0	120000
		Security Lighting-Phase II	0	160320	0	160320
		Hazardous Walk Replacment	0	40780	45816	86596
		Sidewalk Replacement Phase II	0	0	60200	60200
		ADA Modifications	0	180600	0	180600
		Sidewalk Replacement	0	0	47300	47300
		Plumbing Code Compliance	0	30250	0	30250
		Asbestos Abatement	0	125890	0	125890
		ADA Modifications	0	150120	0	150120
		Security Lighting	0	158970	0	158970
		Asbestos Removal-Science Fume	0	40800	0	40800
		Exhaust Fans/Art Room	0	5036	14384	19420
		Fluroescent Lighting Modifications	0	119400	0	119400
		Boiler Repairs	0	27427	0	27427
		Erosion Control/SW Slope	0	172248	0	172248
		Cooling System Retrofit	0	923500	0	923500
		Water Pipe Replacement	0	220000	0	220000
		ADA/Phase III	0	220200	0	220200
		Sidewalk Replacements	0	286318	0	286318
		Boiler C Repairs	0	28220	0	28220
		Air/Moisture Infiltration	0	180000	0	180000
		Repave Parking Lot #1	0	0	203400	203400
						\$ 5424193

Illinois Community College Board  
Table V-12  
BUDGETED REVENUE FOR COMMUNITY COLLEGE CONSTRUCTION  
SINCE JANUARY 1990\*

Dist. No.	District/College	Project	Federal	Local	State	Total
525	Joliet	Resurface Tennis Courts	0	81400	0	\$ 81400
		New Roofing Building E	0	211800	0	211800
		Water Seepage - Roof	0	213400	0	213400
		Repair Parking Lots	0	0	132108	132108
		Emergency Telephones	0	66286	0	66286
		Remove Asbestos Flooring	0	88300	0	88300
		Parking Lot and Roadway Repair	0	21067	121073	142140
		Exterior Stair-Rennaisance Center	0	72315	0	72315
		Roof Work-Rennaisance Center	0	100100	0	100100
		Emergency Telephones/Phase II	0	82300	0	82300
		Roof Replacement/Building G	0	145200	0	145200
		North Campus Site	0	4665650	0	4665650
		Install Fire Alarm System	0	75500	0	75500
		Roof Replacement-Building D	0	0	98222	98222
		Install Cogeneration System	0	949000	0	949000
		Parking Lot Restoration	0	0	210061	210061
		ADA Compliance	0	287980	0	287980
		Business/Tech Center	0	2450291	6992509	9442800
		Roof Replacement	0	325475	0	325475
		Roof Replacement/Bldgs. A,B,C	0	285000	0	285000
		Emergency Warning System Upgrade	0	27000	0	27000
		Parking Lot Lighting Upgrade	0	95900	0	95900
		Student Activities Center	0	338000	0	338000
		Cooling Tower Replacement	0	372219	0	372219
		Repair Sanitary Sewer System	0	328500	0	328500
						\$ 18836656
520	Kankakee	Repair Chimney Flue	0	0	43513	\$ 43513
		Modify Heating System	0	13892	46079	59971
		Classroom Addition	0	3268500	0	3268500
		Update Fire Alarm System	0	0	64505	64505
		Retube Boilers	0	0	39800	39800
		Roadway Lighting	0	0	58965	58965
		West Campus Renovation	0	158880	51120	210000
		Campus Facilities Renovation	0	174959	170441	345400
						\$ 4090654
501	Kaskaskia	Replace Roof-Gym & Science	0	0	51797	\$ 51797
		Alterations-Buildings C,D,E,F	0	780000	0	780000
		Lighting Code Corrections	0	243500	0	243500
		Roofing Replacement	0	0	170228	170228
		ADA-Door Operators	0	39240	0	39240
		Roof Replacement-Variou Buildings	0	140000	0	140000
		Asbestos Abatement	0	26800	0	26800
		ADA Elevator Improvements	0	44000	0	44000
		ADA Restroom Alterations	0	61430	0	61430
		Pedestrian Bridge Repair	0	28000	0	28000
		Hazardous Stair Treads/Rails	0	34505	0	34505
		Moisture Protection/ST Building	0	81893	0	81893
		Sidewalk and Ramp Replacement	0	48788	0	48788
Renovation Crisp Center	0	620000	0	620000		

Illinois Community College Board  
Table V-12  
BUDGETED REVENUE FOR COMMUNITY COLLEGE CONSTRUCTION  
SINCE JANUARY 1990\*

Dist. No.	District/College	Project	Federal	Local	State	Total
		Boiler Repair	0	0	88800	88800
		HVAC Alterations/Library	0	85000	0	85000
		Career Center Renovations	0	109050	0	109050
		ADA Restroom Remodeling	0	110700	0	110700
		ADA Fire Alarm Upgrade	0	246000	0	246000
		Safety Lighting/East Parking Lot	0	91500	0	91500
						\$ 3101231
523	Kishwaukee	Accessibility/Phase II	0	113900	0	\$ 113900
		Repair Bleachers	0	0	13200	13200
		Handicapped Accessibility	0	55320	0	55320
		Resurface Tennis Courts	0	0	32000	32000
		Repair Roof-Boiler Room	0	0	15000	15000
		Construction Defects	0	0	125000	125000
		Parking Lot Lighting	0	2584	50691	53275
		Library Expansion	0	361992	1452000	1813992
		Addition/Construction-Phase IV	0	9989400	0	9989400
		Roof Replacement	0	382005	0	382005
		ADA Walk/Egress Repairs	0	65119	0	65119
		Wellhouse Safety	0	47425	0	47425
		Water Penetration	0	279197	0	279197
		Wellhouse Code Corrections	0	47425	0	47425
		Parking Lot Resurfacing (South Lot)	0	0	179835	179835
		Physical Ed Facilities Renovation	0	148879	0	148879
		Cooling Tower Repairs	0	170130	0	170130
		Hazardous Drive Repair	0	180616	0	180616
		Greenhouse Addition	0	31500	0	31500
		Structural Integrity & ADA	0	245490	0	245490
						\$ 13988708
532	Lake County	Fume Hood Reinstallation	0	114000	0	\$ 114000
		Water Main Loop Connection	0	43000	0	43000
		Toilet Room Accessibility	0	130000	0	130000
		Voice Communication System	0	54000	0	54000
		Asbestos Survey	0	32400	0	32400
		Gym Lighting Retrofit	0	30000	0	30000
		Roof Repairs & Insulation	0	918000	0	918000
		Metal Siding Repair	0	32400	0	32400
		Chemistry Lab Alterations	0	142500	0	142500
		Fire Alarm System Repairs	0	626400	0	626400
		Repair Exhaust Systems	0	82000	0	82000
		Access Road & Parking	0	0	212422	212422
		Reroof Lake Shore Campus	0	166300	0	166300
		Install Accessible Hardware	0	27400	0	27400
		Repave Parking Lot 4	0	2828	107601	110429
		Heating System Repair	0	86000	0	86000
		Repave Parking Lot 7	0	0	106211	106211
		Electrical Modifications	0	26700	0	26700
		Replacement Wiring	0	130700	0	130700
		Fire Alarm & System Auto.	0	686600	0	686600
		Drainage Repairs	0	332000	0	332000
		Accessible Entrances	0	30900	0	30900



Illinois Community College Board  
Table V-12  
BUDGETED REVENUE FOR COMMUNITY COLLEGE CONSTRUCTION  
SINCE JANUARY 1990\*

<u>Dist. No.</u>	<u>District/College</u>	<u>Project</u>	<u>Federal</u>	<u>Local</u>	<u>State</u>	<u>Total</u>
		Mechanical Unit Repairs	0	162000	0	162000
		Sidewalk Repairs	0	67700	0	67700
		Parking Lot Restoration	0	0	127900	127900
		Improve Access/Parking Lot	0	0	257900	257900
		ADA Compliance	0	345000	0	345000
		Lakshore Campus Expansion	0	3250000	0	3250000
		Heating Control/Lakeshore	0	29700	0	29700
		LRC Roof Replacement	0	450560	0	450560
		Hazardous Pavement/Drainage	0	264455	0	264455
		Replace Fuel Storage Tanks	0	27540	0	27540
		Remodel Chemistry Lab	0	59400	0	59400
		AC Equipment-Info Systems	0	74800	0	74800
		Horticulture Center Roof/Asbestos	0	64740	0	64740
		Multi-Purpose/Ventilation	0	321000	0	321000
		Perimeter Interior Walls	0	83460	0	83460
		Energy Efficient Lighting	0	25500	0	25500
		Chiller Conversion	0	103200	0	103200
		South Campus Site Land	0	7090000	0	7090000
						\$ 16925217
517	Lake Land	Energy Management System/Phase I	0	191531	0	\$ 191531
		Energy Management/Phase II	77762	84764	0	162526
		Replace Heat Piping	0	180000	0	180000
		Pave South Parking Lot	0	6384	98116	104500
		Renovate Classrooms	0	0	44651	44651
		Agricultural Tech Building	0	255000	0	255000
		Resurface Parking Lot	0	55400	36600	92000
		Exterior Moisture Protection	0	78000	0	78000
		Drainage Repairs	0	300000	0	300000
		Exterior Door Modifications	0	120000	0	120000
		Cooling Towers Repairs	0	63000	0	63000
		HVAC Alterations-Field House	0	36000	0	36000
		Asbestos Survey	0	58500	0	58500
		Hazardous Bleacher Repair	0	72000	0	72000
		ADA Modifications	0	34500	0	34500
		Security Lighting Upgrade	0	216000	0	216000
		ADA Signage	0	65000	0	65000
		Natural Gas Line Replacement	0	52250	0	52250
		Electrical Code Corrections	0	289600	0	289600
		Campus Roadway Renovation	0	0	65916	65916
		Asbestos Encapsulation	0	354983	0	354983
		Center for Higher Ed Technology	0	751600	1348400	2100000
		ADA Restrooms	0	50000	0	50000
		Reroof Fieldhouse	0	30000	0	30000
		Reroof Covered Walkways	0	180000	0	180000
		Renovate Board Room	0	0	27224	27224
		Replace Sidewalks	0	30000	0	30000
		Roofing-NW Class Building	0	300000	0	300000
		Exterior Security Lighting	0	65000	0	65000
		ADA Modifications/Locks/Walks	0	150000	0	150000
		ADA/Restroom Modification	0	359000	0	359000
		Tuckpoint Classroom Buildings	0	36000	0	36000

Illinois Community College Board  
Table V-12  
BUDGETED REVENUE FOR COMMUNITY COLLEGE CONSTRUCTION  
SINCE JANUARY 1990\*

Dist. No.	District/College	Project	Federal	Local	State	Total
		ADA Restroom	0	300000	0	300000
		Sidewalk Replacements	0	30000	0	30000
		ADA Accessible Study Areas	0	54000	0	54000
		Absorption Chiller Replacement	0	288000	0	288000
		Encapsulate Asbestos/Library	0	60000	0	60000
		Tile Replacement/Drainage	0	300000	0	300000
		Campus Security Access	0	84000	0	84000
		Security Access Road Lighting	0	90000	0	90000
						\$ 7369181
536	Lewis & Clark	Hatheway Hall	0	283000	850000	\$ 1133000
		New Parking Lots	0	267000	0	267000
		Stage Remodeling	0	199800	0	199800
		Renovation for Reception Area	0	150000	0	150000
		Modify Electrical Main Complex	0	0	72831	72831
		Install Fire Alarm	0	0	10000	10000
		Modify Ventilation System	0	0	32515	32515
		Handicapped Accessibility	0	222100	1300000	1522100
		Two Bldgs.-Arts/Cer-Maintenance	0	350000	0	350000
		Relocate Chapel	0	2194500	0	2194500
		Remodel Trimpe Building	0	800000	2400000	3200000
		Classroom/Multi-Purpose Building	0	812000	2436000	3248000
		Additional Site Lighting	0	0	33275	33275
		Roadway Repairs	0	0	6528	6528
		Main Complex Renovation	0	1000000	0	1000000
		Main Complex Renovation - Phase II	0	1000000	3000000	4000000
		Repairs Hathaway/Haskell Halls	0	0	85420	85420
		Renovation Main Complex-Phase II	0	931800	0	931800
		ADA Work/Energy Conservation	0	0	142520	142520
						\$ 18579289
526	Lincoln Land	Parking Lot Overlay-Phase III		2906	63889	\$ 66795
		Roof Replacement	0	1125000	0	1125000
		Bleacher Repairs	0	74719	0	74719
		Child Care Center	0	696000	0	696000
		Seal, Caulk, Paint Windows	0	0	76060	76060
		West Regional Education Center	0	250000	0	250000
		South Regional Education Center	0	1518109	0	1518109
		ADA/Elevator Update	0	21400	0	21400
		ADA/Fire Alarm Upgrades	0	76956	0	76956
		Menard Hall Modernization	0	0	154833	154833
		HVAC Coil Repairs	0	0	30000	30000
		HVAC Repairs/Logan Hall	0	0	65000	65000
		Classroom Enhancement/Menard	0	0	159018	159018
		Resurface Parking Lots	0	90866	0	90866
		Condensate Pan Replacement	0	150000	0	150000
		Chiller Replacement	0	850000	0	850000
						\$ 5404756
530	Logan	Construct Softball Field	0	18880	0	\$ 18880
		Mining Technology Bldg. Addition	0	163646	0	163646
		Asbestos Removal	0	2556	0	2556

161

Illinois Community College Board  
Table V-12  
BUDGETED REVENUE FOR COMMUNITY COLLEGE CONSTRUCTION  
SINCE JANUARY 1990\*

<u>Dist. No.</u>	<u>District/College</u>	<u>Project</u>	<u>Federal</u>	<u>Local</u>	<u>State</u>	<u>Total</u>
		Exterior Wall Repairs-Phase IV	0	0	49529	49529
		Exterior Repairs	0	0	50587	50587
		New Parking Lot	0	487000	0	487000
		Exterior Repairs	0	0	50088	50088
		Construct Dugouts	0	23563	0	23563
		Energy Conservation Measures	0	225000	0	225000
		Electrical Code Compliance	0	40000	0	40000
		Replace Roof-Phase I	0	683000	0	683000
		Accessibility Improvements	0	107000	0	107000
		Classroom Addition	0	2178833	6297300	8476133
		HVAC Code Compliance	0	145000	0	145000
		New Office Building	0	418100	0	418100
		Microbiology Lab	0	105880	0	105880
		Roof Replacement	0	0	159600	159600
		ADA/Environmental Improvements	0	121640	0	121640
		Office/Classroom Addition	0	475700	0	475700
		Locker Room Addition	0	234000	0	234000
		Chiller Replacements	0	340870	0	340870
		1997 Health/Life Safety Improvements	0	60200	0	60200
		Bleacher Seating Replacement	0	196000	0	196000
						\$ 12633972
528	McHenry	Site Acquisition	0	615848	0	\$ 615848
		Resurface Parking Lot	0	9387	35613	45000
		Carpet Replacement	0	6485	36015	42500
		New Classroom Building	0	11660000	0	11660000
		HVAC Repairs & Replacement	0	1208400	0	1208400
		Fire Science Training Facility	0	253800	0	253800
		Roof Replacement	0	696056	0	696056
		Library/Classroom Addition	0	152000	1324000	1476000
		Replace Fascia & Boiler	0	0	173850	173850
		Technology Building-Phase V	0	7150000	0	7150000
						\$23321454
524	Moraine Valley	Correct Drainage-Phase II	0	834000	0	\$ 834000
		Fueling System Work	0	50000	0	50000
		Handicapped Ramp & Elevator	0	347700	0	347700
		High Technology Center	0	6983700	6983700	13967400
		Storm Water Drainage Work	0	1121000	0	1121000
		Replace Roofs	0	695000	0	695000
		Remodel Faculty/Staff Offices	0	0	127112	127112
		Roof Replacement-Bldgs A&B/Central Plnt	0	555000	0	555000
		HVAC System Renovation	0	4249200	0	4249200
		Fire Alarm Replacement	0	391700	0	391700
		Remodel Buildings A, B, I	0	0	2227500	2227500
		Fine Applied Arts/Phase II	0	16174100	0	16174100
		Walk Replacement	0	0	321000	321000
		Expansion Joint Repair/Building L	0	134000	0	134000
		Reglazing Work	0	535000	0	535000
		ADA Elevator	0	38500	0	38500
		Energy Conservation Window	0	833000	0	833000
		ADA Restrooms	0	301000	0	301000

Illinois Community College Board  
Table V-12  
BUDGETED REVENUE FOR COMMUNITY COLLEGE CONSTRUCTION  
SINCE JANUARY 1990\*

Dist. No.	District/College	Project	Federal	Local	State	Total
		CCT Roof Replacement	0	958000	0	958000
		Computer Center Ventilation	0	150000	0	150000
		ADA Signage	0	102960	0	102960
		Locker Room (Revised)/T-647	0	485800	0	485800
		ADA Women's Locker Room	0	119000	0	119000
		South Entry Rehabilitation	0	52100	0	52100
		Expansion Joint Repair/Building L	0	134000	0	134000
		College Center Reroofing	0	155000	0	155000
						\$45059072
527	Morton	Fire Alarm System	0	152660	0	\$ 152660
		Asbestos Abatement 1989	0	1379700	0	1379700
		Parking Lot Renovation	0	0	48267	48267
		Renovation/Repair PE Bldg.	0	24290	50570	74860
		HVAC System Replacement	0	1905384	0	1905384
		Gym Floor Restoration	0	6644	27456	34100
		Exterior Sign Restoration	0	0	68000	68000
		Seating Restoration	0	0	35600	35600
		Land Acquisition	0	600000	0	600000
		Main Entrance/Drive Rehab.	0	0	59516	59516
		Building B/Classroom Addition	0	0	272000	272000
		LRC Circulation Desk Renovation	0	0	43310	43310
						\$ 4673397
535	Oakton	Joint Facility NWMC & OCC	0	878000	0	\$ 878000
		Site Acquisition/Niles East	0	5000000	0	5000000
		Maintenance Building Addition	0	47750	0	47750
		Parking Lot/Roadway Repair	0	44062	208438	252500
		Asbestos Removal/Demolition	0	750000	0	750000
		Underground Storage Removal	0	200000	0	200000
		Drainage Repairs	0	35000	0	35000
		Des Plaines Campus Expansion	0	0	200000	200000
		Telephone Caller ID System	0	49900	0	49900
		Health Services Upgrade	0	79775	0	79775
		Pavement Renovations	0	44000	171500	215500
		Fire Protection System	0	29924	0	29924
		Construct R. Hartstein Campus	0	18006000	0	18006000
		Des Plaines Campus Expansion	0	11292900	0	11292900
		Fire Alarm System Upgrade	0	211600	0	211600
		Stairwell Security Cameras	0	39227	0	39227
						\$ 37288076
505	Parkland	West Entrance Road	0	250000	0	\$ 250000
		Drainage Improvements	0	0	99047	99047
		Hazardous Lighting Replacement	0	555000	0	555000
		Lighting Improvements	0	0	99047	99047
		Repair Masonry Walls/Guard Rails	0	0	97941	97941
		Classroom Addition-Child Care	0	405000	0	405000
		Educational Video Center	0	300000	0	300000
		Roof Replacement	0	400000	0	400000
		Accessible Walks/Entry Rehab	0	111000	0	111000
		Lighting Code Corrections	0	200000	0	200000

Illinois Community College Board  
Table V-12  
BUDGETED REVENUE FOR COMMUNITY COLLEGE CONSTRUCTION  
SINCE JANUARY 1990\*

<u>Dist. No.</u>	<u>District/College</u>	<u>Project</u>	<u>Federal</u>	<u>Local</u>	<u>State</u>	<u>Total</u>
		Safety Lighting Upgrade	0	555000	0	555000
		Natural Gas Line Replacement	0	240000	0	240000
		Lighting Code Corrections	0	300000	0	300000
		Parking/Paving Renovations	0	0	166070	166070
		Condenser Replacement-Phase II	0	965000	0	965000
		Renovate Vet Tech Facility	0	0	97941	97941
		HVAC Condenser Replacement	0	725000	0	725000
		Child Care Center	0	0	1496300	1496300
		Interior Lighting-Phase V	0	100000	0	100000
		Drainage/Hazardous Entry II	0	200000	0	200000
		HVAC Replacement Phase III	0	905000	0	905000
		Lighting Retrofit/Phase I	0	100000	0	100000
		Parking Lot Renovations	0	0	215600	215600
						\$ 8582946
515	Prairie State	Sidewalk Replacement	0	102842	0	\$ 102842
		Renovate Building K	0	381872	0	381872
		Emergency Gas Line Repair	0	31000	0	31000
		Building Masonry Restoration	0	82350	67464	149814
		Handicapped Elevator	0	108000	0	108000
		Theater Alterations	0	92043	0	92043
		Drainage Corrections	0	151200	0	151200
		Masonry Repairs-Phase II	0	95000	0	95000
		Accessible Restrooms	0	81600	0	81600
		Exterior Security Lighting	0	222335	0	222335
		Renovate Fitness Center	0	208000	0	208000
		HVAC Rehab Building	0	231300	0	231300
		Construct Parking Lot	0	945000	0	945000
		Replace Roofs	0	882000	0	882000
		Improve Entrance Accessibility	0	409200	0	409200
		HVAC/Electrical Rehab	0	138000	0	138000
		Accessible Parking Area	0	27000	0	27000
		Emergency Electrical Generator	0	425100	0	425100
		Atrium Safety Alterations	0	98400	0	98400
		LRC Code Corrections	0	112700	0	112700
		Mechanical Systems Replacement	0	4121110	0	4121110
		LRC Addition/Remodeling	0	1466600	6397400	7864000
		Land Acquisition (4.77 acres)	0	114614	0	114614
		Natural Gas Pipe Replacement	0	78100	0	78100
		Renovate Multipurpose Room	0	0	191737	191737
		Admissions/Records Renovation	0	136457	170143	306000
						\$ 17568567
521	Rend Lake	Addition/Vo Tech Bldg.	0	950000	0	\$ 950000
		Vocational Roof Repair	0	77000	0	77000
		Addition/Vo Tech Bldg. I	0	250000	0	250000
		Addition/Vo Tech Bldg. II	0	150000	0	150000
		Code Corrections-IT Building	0	207870	0	207870
		Remodel Mining Building	0	50000	0	50000
		Drainage Alteration & Repair	0	349912	0	349912
		Replace Interior Finish	0	0	50395	50395
		Roof Repair-Science Building	0	20633	51521	72154

Illinois Community College Board  
Table V-12  
BUDGETED REVENUE FOR COMMUNITY COLLEGE CONSTRUCTION  
SINCE JANUARY 1990\*

Dist. No.	District/College	Project	Federal	Local	State	Total
		Roof Repairs	0	127462	0	127462
		Structural Repairs	0	95165	0	95165
		Plumbing System Repairs	0	438745	0	438745
		Fire Safety Alterations	0	87613	0	87613
		Ventilation Alterations	0	163429	0	163429
		Accessibility Alterations	0	91138	0	91138
		Underground Storage Tank A	0	26445	0	26445
		Paint Booth Ventilation	0	36862	0	36862
		Code Compliance-Theater	0	125241	0	125241
		ADA Elevator Repairs	0	38720	0	38720
		Cooling Tower Replacement	0	133403	0	133403
		Renovate Lecture Rooms	0	0	94810	94810
		Roof Replacement	0	125000	375000	500000
		Bleacher Repairs	0	104135	0	104135
		Computer Class Remodeling	0	33600	0	33600
		Emergency Generator Equipment	0	76684	0	76684
		Fire Alarm Repairs	0	65450	0	65450
		Plumbing System Renovations	0	450000	0	450000
		Boiler Room Controls	0	37755	0	37755
		Sewer Connection	0	96690	0	96690
		Hazardous Sidewalk Replacement	0	59312	0	59312
		Roof Replacements/New Maintenance	0	79129	0	79129
		LRC Elevator Renovation	0	31765	0	31765
		Lighting Upgrade/Energy Conservation	0	39323	0	39323
		Water System Upgrade/Student Center	0	34450	0	34450
		Student Center/Roof Replacement	0	52100	0	52100
		Drainage Improvements/Parking	0	426000	0	426000
		Natural Gas Line Replacement	0	76910	0	76910
		Maintenance Lot Drainage Improvements	0	76953	0	76953
		ADA Renovations	0	90660	0	90660
		Interior Lighting Upgrade	0	70500	0	70500
		Chilled Water Loop System	0	487600	0	487600
		Emergency Generator Replacement	0	164800	0	164800
		North Chiller Replacement	0	227500	0	227500
		Roadway Improvements	0	0	104441	104441
		Children's Center	0	400000	0	400000
						\$ 7402121
537	Richland	Maintenance/Storage Building	0	215139	645417	\$ 860556
		HVAC Modification	0	0	4405	4405
		Renovate Mechanical Room	0	0	15500	15500
		Renovate Southeast Center	0	0	11000	11000
		Construct Greenhouse	0	100000	0	100000
		Parking Lot Completion	0	107000	0	107000
		Modify Facilities	0	0	30367	30367
		Exterior Canopies Air Infiltration	0	0	171100	171100
						\$ 1299928
511	Rock Valley	Handicapped Accessibility	0	73039	0	\$ 73039
		Fire Alarm System	0	38902	0	38902
		Handicapped Accessibility	0	119879	0	119879
		Renovate Bookstore	0	96800	0	96800

Illinois Community College Board  
Table V-12  
BUDGETED REVENUE FOR COMMUNITY COLLEGE CONSTRUCTION  
SINCE JANUARY 1990\*

<u>Dist.</u> <u>No.</u>	<u>District/College</u>	<u>Project</u>	<u>Federal</u>	<u>Local</u>	<u>State</u>	<u>Total</u>
		Remodel Bldgs A,B,C,F,G	0	89650	0	89650
		Asbestos Abatement	0	85665	0	85665
		Repair Office	0	42650	0	42650
		Accessibility	0	105728	0	105728
		Repair/Replace Walks	0	112100	0	112100
		Walkway Lighting	0	33795	0	33795
		Replace Roof	0	165200	0	165200
		Replace Hangar Door	0	35400	0	35400
		Parking Lot Lighting	0	214946	0	214946
		Remove Underground Tank	0	106200	0	106200
		Remodel Buildings B & F	0	249220	0	249220
		Renovate Entrance Roadway	0	0	100197	100197
		Structural Repair-Wood Bridge	0	81420	0	81420
		Accessibility	0	94400	0	94400
		Install Emergency Warning System	0	25020	0	25020
		Indoor Air Quality Renovations	0	64900	0	64900
		Install Accessible Hardware	0	169920	0	169920
		Remove Deteriorated Asbestos	0	92790	0	92790
		Fire Alarm Renovation	0	29500	0	29500
		Remodeling Technology Center	0	133500	0	133500
		Lighting Efficiency Renovation	0	213010	0	213010
		Accessible Restroom Modifications	0	31506	0	31506
		Roof Replacement	0	237350	0	237350
		Asbestos Removal	0	51254	0	51254
		Handicapped Accessibility	0	364620	0	364620
		Theater Storage Facility	0	57947	0	57947
		Moisture Protection	0	83780	0	83780
		Underground Tank Replacement	0	76000	0	76000
		Exterior Roofing/Sealants	0	467200	0	467200
		Fire Alarm Installation	0	53100	0	53100
		Hazardous Lighting System	0	44840	0	44840
		ADA Walkway Compliance	0	177800	0	177800
		Roof Modifications	0	64900	0	64900
		ADA Modifications	0	64900	0	64900
		Emergency Phone System	0	56640	0	56640
		Hazardous Bleacher Repair	0	531000	0	531000
		Safety Lighting/Lots 7 & 8	0	135700	0	135700
		Roof Replacement/4 Buildings	0	328040	0	328040
		Stone Bridge Repairs	0	53100	0	53100
		Moisture Protection/Windows	0	389400	0	389400
		ADA Renovations/Restrooms	0	118000	0	118000
		Fire Alarm Update	0	265500	0	265500
		Asbestos Abatement Access Door	0	194920	0	194920
		Roof Replacement/Shingle Doors	0	466100	0	466100
		Moisture Protection/Doors	0	138060	0	138060
		Upgrade EMS/Chilled Water	0	295000	0	295000
		Lighting Fixture Retrofits	0	182900	0	182900
		Renovate Electrical Distribution System	0	148680	0	148680
		Repair Structural Leaks	0	53100	0	53100
		Retrofit Windows	0	810660	0	810660
		Renovation/Expand Parking Lot	0	8343	371828	380171
		Bleacher Repairs/Replacement	0	224200	0	224200

Illinois Community College Board  
Table V-12  
BUDGETED REVENUE FOR COMMUNITY COLLEGE CONSTRUCTION  
SINCE JANUARY 1990\*

<u>Dist. No.</u>	<u>District/College</u>	<u>Project</u>	<u>Federal</u>	<u>Local</u>	<u>State</u>	<u>Total</u>
		ADA Transition Plan Compliance	0	179360	0	179360
		Repair ERC Entrance Stairs	0	47200	0	47200
		Energy Conservation Project	0	295000	0	295000
		Asbestos Abatement CR/Building 1	0	306800	0	306800
						\$ 9948559
518	Sandburg	Replace Hazardous Walks	0	37580	0	\$ 37580
		Replace Roofs and Flashing	0	154600	0	154600
		Water Circulation/Heating System	0	56360	0	56360
		Energy Conservation/HVAC Repairs	0	388491	0	388491
		Roadway/Parking	0	0	112712	112712
		Gym Floor Replacement	0	0	27600	27600
		ADA Compliance Modifications	0	163595	0	163595
		HVAC Repairs	0	217618	0	217618
		Security Lighting Rehab	0	67804	0	67804
		Cooling Tower Repairs	0	140000	0	140000
		Energy Conservation Measures	0	166540	0	166540
		Elevator Accessibility Modification	0	108974	0	108974
		Bleacher Replacement/Repairs	0	152686	0	152686
		ADA Accessibility Improvements	0	181720	0	181720
		Branch Campus-Carthage, IL	0	1208600	0	1208600
		Parking Lot Renovations	0	0	35150	35150
		Energy Conservation	0	274825	0	274825
		Security Lighting	0	101494	0	101494
		Parking Lot Paving	0	243061	0	243061
		Energy Conservation Improvements	0	108170	0	108170
		Underground Storage Tank	0	68677	0	68677
		Building D/Roof Replacement	0	70316	0	70316
		Building F/Roof Replacement	0	225349	0	225349
		Building E/Roof Replacement	0	253977	0	253977
		ADA Compliance Work	0	567705	0	567705
		Building C Roof Replacement	0	198380	0	198380
		Building B Roof Replacements	0	170449	0	170449
		Carthage Land Purchase	0	42000	0	42000
		Carthage Technology Center	0	768000	0	768000
						\$ 6312433
506	Sauk Valley	Parking Lot Repairs	0	19639	83572	\$ 103211
		Reroof College-Phase II	0	342000	0	342000
		Reroof College-Phase III	0	332000	0	332000
		Construct Restroom Facility	0	54898	0	54898
		Roof Repairs	0	133300	0	133300
		Boiler Repairs	0	72700	0	72700
		Wastewater Treatment	0	156000	0	156000
		Asbestos Study/Management Plan	0	28000	0	28000
		Exterior Lighting Safety Rep.	0	417064	0	417064
		Asbestos Abatement	0	56000	0	56000
		Energy Conservation Measures	0	980460	0	980460
		Kitchen Ventilation Modification	0	79685	0	79685
		Fire Safety Valves	0	41030	0	41030
		Lighting Repairs	0	37012	0	37012
		Parking Area/Roadway Sealing	0	0	201454	201454



Illinois Community College Board  
Table V-12  
BUDGETED REVENUE FOR COMMUNITY COLLEGE CONSTRUCTION  
SINCE JANUARY 1990\*

<u>Dist.</u> <u>No.</u>	<u>District/College</u>	<u>Project</u>	<u>Federal</u>	<u>Local</u>	<u>State</u>	<u>Total</u>
		Fitness Center	0	67000	0	67000
		Boiler Repairs	0	36600	0	36600
		Cooling Tower Repairs	0	140000	0	140000
		Elevator Accessibility Modification	0	108974	0	108974
		Bleacher Replacement/Repairs	0	152686	0	152686
		Replace Fire Alarm System	0	375417	0	375417
		Replace Fire Exit Signage	0	31185	0	31185
		Mall Area Lighting Upgrade	0	375202	0	375202
		Asbestos Abatement	0	200000	0	200000
		Roof Replacement	0	30645	0	30645
		Walkway Lighting Repairs	0	26861	0	26861
		Retaining Wall Renovations	0	30180	0	30180
		Well House Roof Membrane	0	40960	0	40960
						\$ 4650524
531	Shawnee	New Guard & Hand Rails	0	47825	0	\$ 47825
		Resurface Parking Lot	0	0	42691	42691
		Resurface Parking Lot-Phase II	0	0	17543	17543
		Roadway Resurfacing	0	5330	16300	21630
		Campus Drive Improvements	0	0	23789	23789
						\$ 153478
510	South Suburban	Waterproof/Caulking	0	116142	0	\$ 116142
		General Handicapped Access	0	238096	0	238096
		Boiler Replacement	0	274800	0	274800
		Exterior Security Lighting	0	199000	0	199000
		Variable Air Volume System	0	295450	0	295450
		HVAC Renovation/Fieldhouse	0	28980	0	28980
		Carpet Replacement-Phase I	0	108000	0	108000
		Emergency/Lighting Generator	0	333098	0	333098
		Carpet Replacement-Phase II	0	175000	0	175000
		Construct Maint/Storage Bidg	0	265493	0	265493
		Rehabilitate Counseling Area	0	27500	0	27500
		Rehabilitate Stair Tread	0	117020	0	117020
		Electrically Operated Doors	0	87106	0	87106
		Handicapped Elevators	0	231000	0	231000
		Security Lighting-Phase II	0	81300	0	81300
		HVAC Renovation-Phase I	0	397200	0	397200
		HVAC Renovation-Phase II	0	749200	0	749200
		Accessibility Improvements/Western	0	58400	0	58400
		Replace Exterior Doors	0	67200	0	67200
		HVAC Renovation-Phase III	0	594288	0	594288
		Roof Renovation-Phase I	0	60000	0	60000
		Renovate Field House Ceiling	0	30960	0	30960
		Repair Gym Floor	0	0	50922	50922
		HVAC Renovation-Phase IV	0	750000	0	750000
		Replace Hazardous Walks	0	46850	0	46850
		Air Conditioning Alterations	0	120000	0	120000
		Accessible Restrooms	0	186000	0	186000
		Fire Protection System Renovation	0	25200	0	25200
		Carpet Replacement	0	0	64084	64084
		Renovate Field House Walk	0	574	32324	32898

Illinois Community College Board  
Table V-12  
BUDGETED REVENUE FOR COMMUNITY COLLEGE CONSTRUCTION  
SINCE JANUARY 1990\*

Dist. No.	District/College	Project	Federal	Local	State	Total
		Structural Concrete Repairs	0	47210	0	47210
		Ceiling Repair	0	0	25830	25830
		Install Accessible Restrooms	0	120000	0	120000
		Install Entry Vestibule	0	58860	0	58860
		Renovate Conference Center	0	0	786600	786600
		Repair HVAC System	0	368000	0	368000
		Acoustical Improvements	0	0	35853	35853
		Western Enrollment Center	0	0	1504000	1504000
		Carpet Replacement	0	0	30666	30666
		Paint Interior-Field House	0	0	30500	30500
		Class Acoustical Treatment	0	0	43481	43481
		Construct New Roadway	0	128048	0	128048
		Science Lab Safety Reconstruction	0	100000	0	100000
		Science Lab Code Corrections	0	100000	0	100000
		Roof Replacement	0	197100	0	197100
		Electrical Panel Replacement	0	26000	0	26000
		Water Main Replacement	0	420000	0	420000
		Security Lighting	0	60000	0	60000
		Storm Water Drainage Replacement	0	348000	0	348000
		Chem Lab Safety Alterations	0	200000	0	200000
		Replace Rooftop Units	0	159600	0	159600
		Install Accessible Hardware	0	138000	0	138000
		Security System Upgrade	0	87393	0	87393
		Classroom Lighting Sensors	32721	51129	0	83850
		Repair Fan Room Walls	0	60000	0	60000
		Drainage Improvements/Phase II	0	112571	0	112571
		Roofing Projects/College Center	0	192000	0	192000
		Acoustical Treatment /Phase II	0	0	78100	78100
		Additional Acoustical Treatment	0	0	102820	102820
		Acoustical Treatment-FY95	0	0	102820	102820
		Art Lab/Studio Upgrades	0	252000	0	252000
		Cooling Tower Repairs	0	34800	0	34800
		Roof Replacement/Elevator Monitor	0	63000	0	63000
						\$ 11908289
533	Southeastern	Construct Parking Lot	0	110000	0	\$ 110000
		Bldgs & Grounds Rehabilitation	0	1212	37688	38900
		Construction Deficiencies-Ventilating	0	0	750000	750000
		Replace Roof-Technical Building	0	67889	107111	175000
		Humanities/Administration Building	0	1583000	7257500	8840500
						\$ 9914400
534	Spoon River	Fire System Corrections	\$ 0	\$ 26000	\$ 0	\$ 26000
		Replace Roofs/Canton Campus	0	0	703600	703600
		Macomb Renovation-Phase III	0	324000	0	324000
		Roof Replacement-Centers	0	234146	0	234146
		Macomb Renovation	0	181000	0	181000
		Install Fire Protection System	0	120322	0	120322
		Vo Tech Lighting	0	0	41455	41455
		Remodel Macomb Center	0	0	507500	507500
		Replace Exhaust System	0	0	79192	79192
		Miscellaneous Safety Projects	0	82539	0	82539

Illinois Community College Board  
Table V-12  
BUDGETED REVENUE FOR COMMUNITY COLLEGE CONSTRUCTION  
SINCE JANUARY 1990\*

<u>Dist. No.</u>	<u>District/College</u>	<u>Project</u>	<u>Federal</u>	<u>Local</u>	<u>State</u>	<u>Total</u>
		ADA Repairs	0	29500	0	29500
		Paint Booth Renovation	0	0	56500	56500
		Drainage and Paving Repairs	0	43981	99019	143000
		Underground Storage Tank Removal	0	65000	0	65000
		ADA Repairs	0	29500	0	29500
		Moisture Protection/Windows & Stairs	0	225000	0	225000
		Stair Replacement/Enclosure	0	233400	0	233400
		Pavement Renovation	0	12000	60000	72000
		Structural Repairs/Elevated Walkways	0	0	44290	44290
						\$ 3197944
601	Metropolitan (formerly State) Community College)	Carpet Replacement	0	0	29905	\$ 29905
		Roofing/Skills Center	0	250000	0	250000
		Parking/Site Improvements	0	250000	0	250000
		Remodel Library	0	91400	0	91400
		Remodel Child Care Center	0	0	85000	85000
						\$ 706305
504	Triton	Parking Lot & Roadways	0	222338	0	\$ 222338
		Drainage & Pedestrian Safety	0	464965	0	464965
		Palmer Street Building	0	208333	1250000	1458333
		Roof Replacement	0	114325	0	114325
		Campus Drainage	0	495708	0	495708
		Accessibility/Bldgs. J & P	0	55000	0	55000
		Security Measures	0	91000	0	91000
		Repairs/Health Building	0	43197	0	43197
		Bookstore Addition	0	680000	0	680000
		Construction Defects	0	0	6800000	6800000
		Underground Storage Tank Survey	0	25500	0	25500
		Code Compliance/Hispanic Center	0	120761	0	120761
		Repair Fire Alarm System	0	372511	0	372511
		HVAC-4 Buildings	0	283140	0	283140
		Water Tower Repairs	0	140100	0	140100
		Walkway Replacement	0	227800	0	227800
		Chiller Replacement	0	0	75000	75000
		HVAC System-3 Buildings	0	1446745	0	1446745
		Roof Replacement	0	367660	0	367660
		Extend Security & Fire Alarm	0	60000	0	60000
		Handicapped Elevator	0	222338	0	222338
		Safety Measures	0	170000	0	170000
		Remove Underground Storage Tank	0	61607	0	61607
		Shower Room Accessibility	0	73500	0	73500
		Unit Heater Replacement	0	47500	0	47500
		Drainage Repairs	0	56300	0	56300
		Install Auto Door Operators	0	78360	0	78360
		Construction Defects	0	18389	1773206	1791595
		Utility Tunnel Repair	0	25700	0	25700
		Ventilation Corrections	0	359800	0	359800
		West Campus Cable Replacement	0	354500	0	354500
		Accessibility Improvements	0	88600	0	88600
		Campus Drainage/Phase III	0	464100	0	464100
		Exterior Painting-Three Buildings	0	0	56500	56500

Illinois Community College Board  
Table V-12  
BUDGETED REVENUE FOR COMMUNITY COLLEGE CONSTRUCTION  
SINCE JANUARY 1990\*

<u>Dist.</u> <u>No.</u>	<u>District/College</u>	<u>Project</u>	<u>Federal</u>	<u>Local</u>	<u>State</u>	<u>Total</u>
		College Center Rehab/Phase III	0	0	130000	130000
		College Center Renovations	0	0	171781	171781
		Chiller Replacement	0	277000	0	277000
		Hazardous Material Storage	0	65000	0	65000
		Roof Replacement/Stadium	0	87500	0	87500
		Chiller Replacement	0	273000	0	273000
		Hazardous Walk Replacement	0	69700	0	69700
		LRC Roof Repairs	0	244000	0	244000
		Roof Replacement/Bookstore & Bldg. J	0	169000	0	169000
		Security Site Lighting	0	243800	0	243800
		Asphalt Sidewalk Replacement	0	49000	0	49000
		Chiller Replacement/Technology Bldg.	0	185000	0	185000
		Roof Replacement/Technology Bldg.	0	215000	0	215000
		Electrical Renovation/Bldgs. J, T, B, H	0	330870	0	330870
		Plumbing Replacement/Bldgs. T, C, J	0	330600	0	330600
		Roof Replacement/Cernan Center	0	107520	0	107520
		ADA Compliance/Elevator	0	175000	0	175000
		Handrail Replacement/LRC Building	0	48600	0	48600
		Security Lighting Replacement	0	43800	0	43800
		Ventilation System/3 Buildings	0	804012	0	804012
		Walkway/Safety Lighting	0	625800	0	625800
		Roof Replacement/Conn. Links	0	95840	0	95840
		Asbestos Abatement CR/Bldg. 1	0	88100	0	88100
		Parking Lot Rehabilitation	0	0	95500	95500
		Code Corrections Pool	0	107800	0	107800
		Resurface Parking Lots	0	0	126800	126800
		Parking Lot Resurfacing	0	0	161690	161690
		Natorium Dehumidification	0	50000	0	50000
		Roof Replacement/Collin Center	0	600000	0	600000
		LRC Addition	0	400000	1200000	1600000
						\$ 24966196
516	Waubonsee	Energy Management System	0	90000	0	\$ 90000
		Replace Rooftop Units	0	237705	0	237705
		Asbestos Removal	0	50000	0	50000
		Rekey Existing Locks	0	25200	0	25200
		Resurface Parking Lot & Sidewalk	0	0	80516	80516
		Resurface Parking Lot	0	2385	76955	79340
		Repair Roofs	0	100000	0	100000
		Asbestos Removal/Phase II	0	300000	0	300000
		Window Replacement	0	0	21997	21997
		Window Replacement-Phase II	0	0	71386	71386
		Exterior Doors & Windows	0	58800	0	58800
		Construct Classroom Building	0	6200000	0	6200000
		Parking Lot/Roadway Repair	0	0	49000	49000
		Reroof Collins Hall	0	224000	0	224000
		Roof Inspection/Roofing	0	116000	0	116000
		Plumbing System/Sprinkler	0	225000	0	225000
		Energy Usage Study-Chiller	0	25000	0	25000
		Construction/Lease Facilities	0	10400000	0	10400000
		Exterior Waterproofing-Dickson	0	50000	0	50000
		Reroof Dickson Center	0	230000	0	230000

171

Illinois Community College Board  
Table V-12  
BUDGETED REVENUE FOR COMMUNITY COLLEGE CONSTRUCTION  
SINCE JANUARY 1990\*

<u>Dist. No.</u>	<u>District/College</u>	<u>Project</u>	<u>Federal</u>	<u>Local</u>	<u>State</u>	<u>Total</u>
		Exterior Lighting Upgrade	0	0	161440	161440
		Repair Water Treatment Facility II	0	275000	0	275000
		New Campus Entrance-Phase II	0	450000	0	450000
		Exterior Lighting-Phase II	0	80720	0	80720
		Repair Water Treatment	0	100000	0	100000
		Campus Entry Roadway	0	150000	0	150000
		Southeastern Extension Center	0	3990000	0	3990000
		Repair Water Treatment	0	100000	0	100000
		Repair Water Treatment/Phase II	0	275000	0	275000
		Domestic Water System Improvements	0	110000	0	110000
		Hazardous Entrance/Phase III	0	100000	0	100000
		Gym Floor Refinishing	0	24000	0	24000
		Gym Bleacher Replacement	0	0	108900	108900
		UST Removal/Replacement	0	50000	0	50000
						<u>\$ 24609004</u>
539	Wood	Electrical Emergency Lighting	0	43600	0	\$ 43600
		Site Preparation	0	59424	0	59424
		Site Acquisition	0	118000	0	118000
		Bituminous Paving/Drainage	0	0	26300	26300
		Accessibility Compliance	0	26200	0	26200
		Electric Code Compliance	0	38600	0	38600
		HVAC/Electrical Repair	0	73380	0	73380
		Accessibility Compliance	0	26620	0	26620
		Accessibility Improvements	0	25000	0	25000
		Code Compliance	0	75000	0	75000
		Emergency Response System	0	69415	0	69415
		Site Acquisition	0	1275000	0	1275000
		Science/Technology Building	0	354500	1795500	2150000
		ADA Accessibility Improvement	0	30585	0	30585
		Erosion Control & Drainage	0	45420	0	45420
		Emergency Generation System	0	108000	0	108000
		Pave Parking Lot/Drainage	0	0	9000	9000
		Parking Lot Repair	0	0	78908	78908
		Partial Roof Replacement	0	43200	0	43200
		Restroom Remodeling	0	0	32100	32100
						<u>\$ 4353752</u>
<b>TOTALS</b>			<u>\$110483</u>	<u>\$569910610</u>	<u>\$146969717</u>	<u>\$716990810</u>

\*This table contains only those projects completed since January 1, 1990. Projects completed prior to January 1, 1990, are listed in prior year's Data and Characteristics Book, Table V-12.

SOURCE OF DATA: ICCB Records

Illinois Community College Board  
Table V-13  
BUDGETED REVENUE FOR PERMANENT COMMUNITY COLLEGE FACILITIES  
UNDER CONSTRUCTION OR PLANNED AS OF MAY 1999

Dist. No.	District/College	Project	Local Funding	State Funding	Total Projected Budget
522	Belleville	Classroom Expansion-Planning	582,300	1,746,900	2,329,200
		Main Campus Expansion & Red Bud	3,599,000	10,797,100	14,396,100
503	Black Hawk	Allied Health Remodeling Building 3	258,400		258,400
		Technology Center Remodeling	639,952		639,952
508	Chicago	Kennedy-King Culinary Arts Institute	3,625,000	10,875,000	14,500,000
507	Danville	Lincoln Hall Construction	1,575,700	4,727,100	6,302,800
512	Harper	Instructional Building	7,372,900	7,173,200	14,546,100
514	Illinois Central	Land Lab Facility	551,700		551,700
529	Illinois Eastern	Machine Shop Expansion	61,200	465,000	526,200
		Lincoln Trail-Fiber Optics Lab	70,000		70,000
525	Joliet	Veterinary Tech/Industrial Training	73,600	220,900	294,500
532	Lake County	Multi-Use Instructional Building		11,730,400	11,730,400
		Employment and Training Center	2,767,720		2,767,720
		Horticulture Building Addition	545,757		545,757
		Southlake Education Center Alterations	324,000		324,000
		Maintenance & Warehouse Building	698,586		698,586
		Performing Arts Center	9,725,000		9,725,000
536	Lewis & Clark	Allied Health Lab-Science Building	5,611,000	6,000,000	11,611,000
		Gilman Hall & Music Building	1,685,700	881,300	2,567,000
		Allied Health/Math Building Phase II	3,375,000	10,125,000	13,500,000
530	Logan	Classroom Planning	136,500	409,400	545,900
		Classroom Additions	4,105,200	12,315,900	16,421,100
		DuQuoin Site Acquisition	395,000		395,000
524	Moraine Valley	Classroom Facility/Bookstore	1,272,367	8,809,200	10,081,567
527	Morton	East Side Site Development	2,463,000		2,463,000
535	Oakton	Career/Student Services Remodeling	125,000		125,000
		Library/ISS/ALL Renovations	2,750,540		2,750,540
		Baseball Facility	600,000		600,000
515	Prairie State	Renovate Building K	381,872		381,872
		Health Education Center	5,216,534		5,216,534
		Adult Training/Outreach Center	114,000	2,850,000	2,964,000
521	Rend Lake	Aquatics/Rehab Center	600,000	1,800,000	2,400,000
		Remodeling for Intake Center	1,299,220		1,299,220
511	Rock Valley	Theater Remodeling & Expansion	8,000,000		8,000,000
		Purchase Career Development Center	200,000		200,000
518	Sandburg	Center for Manufacturing Excellence	2,020,000		2,020,000
531	Shawnee	Building Addition & Roof Repairs	1,550,792	7,713,208	9,264,000
504	Triton	Construction Defects-LRC		3,800,000	3,800,000
516	Waubonsee	Site Acquisition	800,000		800,000
		Construction/Lease Facilities			0
539	Wood	STC Lower Level Remodeling	151,000		151,000
		STC Road and Parking Area	360,000		360,000
		New Campus Planning	623,900	1,871,800	2,495,700
			\$76,307,440	\$104,311,408	\$180,618,848

## Illinois Community College Board

Table V-14

CAPITAL PROJECTS UNDER CONSTRUCTION  
FUNDING AUTHORIZED BY PROTECTION, HEALTH, & SAFETY LEGISLATION

<u>District</u>	<u>ICCB Project #</u>	<u>Project Name</u>	<u>Approved Budget</u>
Belleville	522	T 0933-0897 Granite City Light Replacemnts	128,000
		T 0934-0897 Asbestos Abatement-Granite City	184,250
		T 0935-0897 Mechanicals-Granite City	253,000
		T 0936-0897 Energy Conservation-PSOP	31,500
		T 0937-0897 Classroom Fire Protection-Granite City	138,000
		T 0938-0897 Mechanical Renovations-Belleville	28,750
		T 0939-0897 Pipe Arch Culvert Replacement	66,000
		T 0940-0897 Structural Integrity-BAC/Red Bud	215,500
		T 1055-0998 Mechanical Renovations-Red Bud	78,000
		T 1056-0998 Electrical Service Switch-Belleville	254,000
		T 1057-0998 ADA Accessibility-PSOP Center	49,780
		T 1058-0998 Waterproofing-Red Bud & Granite Cty	65,100
		T 1059-0998 Roof Replacement-ITC Granite City	145,600
		T 1060-0998 Mechanical Renovations-GC/PSOP	32,480
		T 1061-0998 Fire/Warning System - RB/GC/PSOP	143,360
		T 1062-0998 Electrical Renovations Ph I-Belleville	192,000
		T 1063-0998 Aluminum Wiring Ph II-Belleville	493,440
Black Hawk	503	T 1080-1198 Energy Mgmt/Air Qual. Upgrades	574,000
		T 1081-1198 Roof Replacement Building 3 Quad Cities	411,000
Danville	507	B 0399-0591 Orn. Horticulture Code Corrections	200,600
		B 0400-0591 Physical Plant Code Corrections	480,300
		T 0929-0797 Pump House Roof Replacement	48,000
		T 0930-0797 Roof Replacement-Bremer	61,450
		T 0931-0797 Tuckpointing/Masonry-Cannon	155,490
		T 1084-1198 Tuckpointing Buildings 6 & 7	257,330
		T 1085-1198 Emergency Lighting - Classrooms	38,460
		T 1086-1198 Emergency Lighting Upgrade	47,070
Harper	512	T 1087-1198 Roof Replacement Orn. Horticulture Building	32,650
		T 1068-0998 HVAC Upgrades Building P	206,460
		T 1069-0998 Ventilation Modif. - Building T	66,325
		T 1072-0998 Life Safety Improvements Building M	648,911
Heartland	540	T 1155-0299 Campus Sidewalk Repair-Phase II	273,088
		T 1123-1198 Safety/Security Access System	106,633
Highland	519	T 1082-1198 Roof Replacement Buildings F & T	452,000
		T 1083-1198 Theatrical Lighting Controls	227,000
Illinois Central	514	T 0685-1194 Roof Replacement/Academic Building	214,000
		T 0966-1197 Accessibility Projects, 1998	121,000
		T 1088-1198 Sidewalk Replacement	325,000
		T 1089-1198 Masonry Wall Repair	75,000
Illinois Valley	513	T 1090-1198 ADA Stair Tower Improvements	100,000
		T 0659-0794 Asbestos/Maintenance Building	32,040
		T 0661-0794 Asbestos Removal-Bookstore	200,400
		T 1005-1297 Boiler Flue Stacks Replacement	38,958
		T 1029-1297 Electrical Infrastructure Repairs	78,000
		T 1091-1198 Boiler Piping Modifications	180,000
		T 1092-1198 Emergency Generator Switchgear	110,000
		T 1093-1198 Energy Mgmt.System Upgrade	125,000
T 1094-1198 ADA Signage Compliance	30,000		
T 1095-1198 Indoor Air Quality Project	30,000		
T 1096-1198 HVAC Upgrade-Computer Room	50,000		

Illinois Community College Board  
Table V-14  
CAPITAL PROJECTS UNDER CONSTRUCTION  
FUNDING AUTHORIZED BY PROTECTION, HEALTH, & SAFETY LEGISLATION

<u>District</u>	<u>ICCB Project #</u>	<u>Project Name</u>	<u>Approved Budget</u>
	T	1097-1198 Air/Moisture Infiltration Phase II	150,000
	T	1098-1198 Fire Alarm System Replacement	325,000
	B	1154-0399 HVAC Air System- Bldings A,B,C	4,500,000
Joliet	525	B 1001-1297 Renovate Water Heating System	408,968
	B	1003-1297 Upgrade Electrical Distribution System	96,630
	B	1028-1297 City Center Wall Waterproofing	216,990
	T	1047-0698 Bleachers/Gym Floor Repairs	111,345
Kaskaskia	501	T 1108-1198 Security/ADA Access Upgrades	289,000
	T	1109-1198 Fuel Tank Storage Modification	71,600
	T	1110-1198 ADA Seating Modifications	162,140
Kishwaukee	523	T 1099-1198 Building Integrity Upgrade	34,026
	T	1100-1198 Campus Safety and ADA Upgrades	296,967
Lake County	532	T 0904-1296 Hazardous Waste Drainage System	41,400
	T	0905-1296 ADA Toilet Room Accessibility	238,080
	T	0971-1197 Roadway Drainage Improvements	445,480
	T	0974-1197 Waterproof Underground Vault	127,440
	T	1077-0998 ADA Improvements - SLEC	174,990
Lake Land	517	T 1051-0898 Stage Backdrop Replacement	60,000
Lewis and Clark	536	T 1120-1298 Campus Improvements	3,500,000
Lincoln Land	526	B 1141-1298 East Entrance and Exit	339,400
	B	1142-1298 Sangamon/Menard Hall Renovations	675,000
	B	1143-1298 Boiler Replacemetns	806,600
Logan	530	T 1148-1298 1999 Life/Health/Safety Work	420,000
Metropolitan	541	B 1035-1297 HVAC Replacements	475,000
Moraine Valley	524	T 1120-1298 Toilet Room Exhaust	139,230
	T	1149-1298 Campus Security Phase II	453,093
	T	1150-1298 Retention Pond Stabilization	167,512
	T	1151-1298 Tennis Court Lighting Upgrade	102,080
	T	1152-1298 Resurface Outdoor Courts	71,100
	T	1153-1298 Gymnasium Floor Replacement	246,648
Morton	527	T 1101-1198 Building Envelope Improvements	1,000,000
Parkland	505	T 1112-1198 Classroom Lighting Phase III	400,000
Rend Lake	521	T 1004-1297 Hazardous Sidewalk Replacement	33,880
	T	1008-1297 Stage Curtain Replacement	34,485
	T	1009-1297 Energy Conservation Measures	242,000
	T	1116-1198 Generator Modifications	250,000
	B	1117-1198 Energy Conservation Project	713,500
	B	1118-1198 Boiler Plant Improvements	196,650
	B	1119-1198 HVAC/Air Handling Upgrades	589,700
Richland	537	T 1105-1198 Security System Upgrade	102,000
	T	1106-1198 Energy System Mgmt. Replacement	235,800
	T	1107-1198 HVAC Upgrade	538,000
Rock Valley	511	T 1065-0998 Underground Piping System Phase I	944,000
	T	1066-0998 Underground Piping System Phase II	850,000
	T	1067-0998 Science Lab/Storage Renovation	826,000
Sandburg	518	T 1074-1098 Parking Lot Code Corrections	37,840
	T	1075-1098 ADA Library Renovations	483,090
	T	1076-0998 Replace Carpet-LRC & Butlers	132,369
	T	1078-1098 Fire Alarm System Renovations	41,668
	T	1079-1098 Butler Blding Energy Conservation	39,568



Illinois Community College Board  
Table V-14  
CAPITAL PROJECTS UNDER CONSTRUCTION  
FUNDING AUTHORIZED BY PROTECTION, HEALTH, & SAFETY LEGISLATION

<u>District</u>	<u>ICCB Project #</u>	<u>Project Name</u>	<u>Approved Budget</u>
	T	1156-0499 HVAC Unit Replacements- Carthage	71,062
Sauk Valley	506	T 0708-0395 ADA Hardware Replacement	98,300
	T	1064-0998 Resurfacing Tennis Courts	176,764
	T	1121-1198 Egress Corrections-2nd Fl West	208,375
Shawnee	531	T 0957-1097 Roof Replacement Buildings H & I	612,800
	T	0958-1097 Soffit Repair Building H	363,200
South Suburban	510	T 0851-1096 Upgrade/Extend HVAC	445,500
	T	0954-1097 Drainage Improvements-Phase III	174,000
	T	1104-1198 Classroom Lighting Phase II	350,000
Spoon River	534	B 1124-1298 Parking/Entry Drive Upgrade	677,000
	B	1125-1298 Asphalt Sidewalk Replacement	116,000
	B	1126-1298 Galvanized Piping Replacement	353,000
	B	1127-1298 HVAC & Plumbing Modifications	2,368,000
	B	1128-1298 Lighting Upgrade	201,000
	B	1129-1298 Glass & Glazing Replacement	771,000
Triton	504	T 0615-1293 Boiler #1 Refurbishing	58,500
	T	0899-1296 Stadium Repairs	46,200
	T	0993-1197 911 Emergency Locator	25,000
	T	1136-1298 Science Lab Renovations	350,477
	T	1137-1298 Dental Lab Renovations	105,270
	T	1138-1298 Ceramic Lab Ventilation	60,500
	T	1139-1298 Welding & Auto Shop HVAC/Electrical	154,050
Waubonsee	516	T 0878-1296 Chiller Conversion Phase I	350,000
	T	1025-1297 AC Chiller Conversion-Phase II	400,000
	T	1026-1297 Power Supply Upgrades	50,000
	T	1144-1298 A/C Chiller Conversion Phase III	300,000
	T	1145-1298 Replace Roof-Von Ohlen Hall	100,000
	T	1147-1298 ADA Accessible Building Entrance	50,000
Wood	539	T 0692-1194 ADA Signage and Access	25,000
	T	0694-1194 Fire Prevention Measures	29,580
	T	0757-1095 HVAC Upgrades/Air Distribution	75,000
	T	0758-1095 ADA Accessibility Compliance	25,000
	T	0865-1296 Lighting Retrofits	103,200
	T	0866-1296 Electrical Improvements	56,400
	T	0867-1296 Security/Safety Upgrades	42,000
	T	0869-1296 HVAC Replacement	240,000
	T	0870-1296 HVAC Upgrade	120,000
	T	0871-1296 ADA/Code Plumbing Upgrades	40,200
	T	0872-1296 Structural Improvements	148,200

\$41,271,772

Illinois Community College Board  
Table V-15  
CAPITAL RENEWAL PROJECTS APPROVED FOR FISCAL YEAR 1997

<u>District</u>	<u>Grant Allocation</u>	<u>Project</u>	<u>Budget</u>
Belleville	\$ 163,800		\$
Black Hawk	114,200		
Chicago	1,319,400		
Danville	139,200	Walks, Curbs & Parking Lot Repairs	194,800
DuPage	425,400	Roof Replacements - PE & SRC Bldgs.	220,400
Elgin	189,600	Chiller Replacement	465,500
Harper	234,200		
Heartland	0		
Highland	92,900		
Illinois Central	207,000		
Illinois Eastern	164,000		
Illinois Valley	98,900		
Joliet	162,800		
Kankakee	84,000	Campus Facilities Renovation	345,400
Kaskaskia	72,900	Career Center Renovations	109,050
Kishwaukee	105,300		
Lake County	175,700		
Lake Land	81,200		
Lewis & Clark	139,100		
Lincoln Land	104,600		
Logan	103,000		
McHenry	83,900		
Metropolitan	61,700		
Moraine Valley	208,500		
Morton	74,400		
Oakton	175,000		
Parkland	154,000	Parking Lot Renvoations	215,600
Prairie State	99,300		
Rend Lake	77,400	Roadway Improvements	104,441
Richland	64,700		
Rock Valley	151,600		
Sandburg	58,900		
Sauk Valley	128,900		
Shawnee	35,000		
South Suburban	168,900		
Southeastern	55,400		
Spoon River	40,600		
Triton	265,600	East Campus Roadway Repairs	88,275
		Clock System Replacement	178,200
Waubonsee	137,900	Gym Floor Refinishing	24,000
		Gym Bleacher Replacement	108,900
Wood	<u>30,900</u>	Partial Roof Replacement	<u>43,200</u>
	\$ 6,249,800		\$2,097,766

NOTE: Projects may include prior year's capital renewal grant allocations  
SOURCE OF DATA: ICCB Records

Illinois Community College Board  
Table V-16  
CAPITAL RENEWAL PROJECTS APPROVED FOR FISCAL YEAR 1998

<u>District</u>	<u>Grant Allocation</u>	<u>Project</u>	<u>Budget</u>
Belleville	\$ 125,000		\$
Black Hawk	111,800		
Chicago	1,049,600		
Danville	106,200	Curb/Parking Lot Improvements	173,758
DuPage	324,600	Resurfacing Projects	324,600
Elgin	162,300	Deck Restoration/Waterproofing	162,300
Harper	202,600	Partial Roof Replacement - D&J	327,800
Heartland			
Highland	70,900		
Illinois Central	158,000	Interior Lighting Improvements	329,700
Illinois Eastern	125,600	Frontier - Various Improvements	57,000
		District Improvements	181,660
		Olney - Classroom Renovations	59,100
		Wabash - AA/Machine Shop Parking	57,400
Illinois Valley	75,500	Repave Parking Lot #1	203,400
Joliet	147,700	C-G Concourse Renovation	227,900
Kankakee	64,100	Campus Facilities Renovation II	64,000
Kaskaskia	55,600		
Kishwaukee	80,400		
Lake County	173,800	Parking Lot #2 Improvements	246,000
Lake Land	62,000		
Lewis & Clark	117,400	Campus Improvements	194,700
Lincoln Land	79,800	Space Remodeling-Menard	266,686
Logan	79,800		
McHenry	78,700		
Metropolitan	31,000		
Moraine Valley	159,100		
Morton	57,300		
Oakton	151,200	Phase 4 Roof Replacement	448,000
Parkland	117,500		
Prairie State	84,300		
Rend Lake	59,100		
Richland	49,400		
Rock Valley	116,100	Parking Lot #3 Renovations	328,300
Sandburg	44,900		
Sauk Valley	98,300	Road Resurfacing	140,909
Shawnee	26,700		
South Suburban	128,900	Flooring & Restroom Renovation	236,400
		Porch Improvements & Flooring	128,900
Southeastern	43,900		
Spoon River	47,100	Structural Repairs/Elevated Walkway	44,290
Triton	204,400		
Waubonsee	105,200		
Wood	<u>32,100</u>	Restroom Remodeling	<u>32,100</u>
	\$ 5,007,900		\$ 4,234,903

NOTE: Projects may include prior year's capital renewal grant allocations  
SOURCE OF DATA: ICCB Records

Illinois Community College Board  
Table V-17  
CAPITAL RENEWAL PROJECTS APPROVED FOR FISCAL YEAR 1999

<u>District</u>	<u>Grant Allocation</u>	<u>Project</u>	<u>Budget</u>
Belleville	93,700		\$
Black Hawk	81,500	Quad Cities Campus Lobby Renovations	643,000
Chicago	786,900		
Danville	76,300		
DuPage	243,500		
Elgin	123,400		
Harper	152,000		
Heartland	0		
Highland	53,200	Resurface Parking Lots C & E	363,794
Illinois Central	118,500		
Illinois Eastern	94,000		
Illinois Valley	56,600		
Joliet	110,800		
Kankakee	48,100		
Kaskaskia	41,700		
Kishwaukee	60,300		
Lake County	130,400		
Lake Land	46,400		
Lewis & Clark	87,200		
Lincoln Land	59,900		
Logan	59,900		
McHenry	59,100	Building A Elevator Improvements	20,000
		Multi-purpose Building HVAC/Control	100,000
Metropolitan	23,200		
Moraine Valley	119,400		
Morton	43,000		
Oakton	113,400		
Parkland	88,200		
Prairie State	63,300		
Rend Lake	44,300		
Richland	37,100		
Rock Valley	87,200		
Sandburg	33,700	Corridor Renovations	196,150
Sauk Valley	73,700		
Shawnee	20,000		
South Suburban	96,700		
Southeastern	43,400		
Spoon River	35,300		
Triton	152,000	East Campus Parking Lot Rehab	221,540
Waubonsee	81,000		
Wood	<u>17,600</u>		
	\$ 3,755,900		\$ 1,544,484

NOTE: Projects may include prior year's capital renewal grant allocations  
SOURCE OF DATA: ICCB Records



**U.S. Department of Education**  
Office of Educational Research and Improvement (OERI)  
National Library of Education (NLE)  
Educational Resources Information Center (ERIC)



JG 990395  
395

# REPRODUCTION RELEASE

(Specific Document)

## I. DOCUMENT IDENTIFICATION:

Title: Data and Characteristics of the Illinois Public Community College System	
Author(s): Illinois Community College Board	
Corporate Source:	Publication Date: July 1999

## II. REPRODUCTION RELEASE:

In order to disseminate as widely as possible timely and significant materials of interest to the educational community, documents announced in the monthly abstract journal of the ERIC system, *Resources in Education* (RIE), are usually made available to users in microfiche, reproduced paper copy, and electronic media, and sold through the ERIC Document Reproduction Service (EDRS). Credit is given to the source of each document, and, if reproduction release is granted, one of the following notices is affixed to the document.

If permission is granted to reproduce and disseminate the identified document, please CHECK ONE of the following three options and sign at the bottom of the page.

The sample sticker shown below will be affixed to all Level 1 documents

The sample sticker shown below will be affixed to all Level 2A documents

The sample sticker shown below will be affixed to all Level 2B documents

PERMISSION TO REPRODUCE AND DISSEMINATE THIS MATERIAL HAS BEEN GRANTED BY

*Sample*

\_\_\_\_\_

\_\_\_\_\_

TO THE EDUCATIONAL RESOURCES INFORMATION CENTER (ERIC)

**1**

PERMISSION TO REPRODUCE AND DISSEMINATE THIS MATERIAL IN MICROFICHE, AND IN ELECTRONIC MEDIA FOR ERIC COLLECTION SUBSCRIBERS ONLY, HAS BEEN GRANTED BY

*Sample*

\_\_\_\_\_

\_\_\_\_\_

TO THE EDUCATIONAL RESOURCES INFORMATION CENTER (ERIC)

**2A**

PERMISSION TO REPRODUCE AND DISSEMINATE THIS MATERIAL IN MICROFICHE ONLY HAS BEEN GRANTED BY

*Sample*

\_\_\_\_\_

\_\_\_\_\_

TO THE EDUCATIONAL RESOURCES INFORMATION CENTER (ERIC)

**2B**

Level 1



Level 2A



Level 2B



Check here for Level 1 release, permitting reproduction and dissemination in microfiche or other ERIC archival media (e.g., electronic) and paper copy.

Check here for Level 2A release, permitting reproduction and dissemination in microfiche and in electronic media for ERIC archival collection subscribers only

Check here for Level 2B release, permitting reproduction and dissemination in microfiche only

Documents will be processed as indicated provided reproduction quality permits.  
If permission to reproduce is granted, but no box is checked, documents will be processed at Level 1.

I hereby grant to the Educational Resources Information Center (ERIC) nonexclusive permission to reproduce and disseminate this document as indicated above. Reproduction from the ERIC microfiche or electronic media by persons other than ERIC employees and its system contractors requires permission from the copyright holder. Exception is made for non-profit reproduction by libraries and other service agencies to satisfy information needs of educators in response to discrete inquiries.

Sign here, →

Signature: <i>Virginia K. McMillan</i>	Printed Name/Position/Title: Virginia K. McMillan Executive Vice President	
Organization/Address: Illinois Community College Board 401 East Capitol Avenue Springfield, IL 62701-1711	Telephone: (217) 785-0011	FAX: (217) 524-4981
	E-Mail Address: mcmillan@iccb.state.il.us	Date: 7-28-99



### III. DOCUMENT AVAILABILITY INFORMATION (FROM NON-ERIC SOURCE):

If permission to reproduce is not granted to ERIC, or, if you wish ERIC to cite the availability of the document from another source, please provide the following information regarding the availability of the document. (ERIC will not announce a document unless it is publicly available, and a dependable source can be specified. Contributors should also be aware that ERIC selection criteria are significantly more stringent for documents that cannot be made available through EDRS.)

Publisher/Distributor:

Address:

Price:

### IV. REFERRAL OF ERIC TO COPYRIGHT/REPRODUCTION RIGHTS HOLDER:

If the right to grant this reproduction release is held by someone other than the addressee, please provide the appropriate name and address:

Name:

Address:

### V. WHERE TO SEND THIS FORM:

Send this form to the following ERIC Clearinghouse:

Willy Yu  
ERIC® Clearinghouse for Community  
Colleges  
University of California, Los Angeles  
3051 Moore Hall, Box 951521  
Los Angeles, CA 90095-1521