

DOCUMENT RESUME

ED 430 597

JC 990 262

AUTHOR Kee, Arnold Madison
TITLE Campus Climate: Perceptions, Policies and Programs in Community Colleges. AACC Research Brief.
INSTITUTION American Association of Community Colleges, Washington, DC.
REPORT NO AACC-RB-99-2
PUB DATE 1999-00-00
NOTE 10p.
PUB TYPE Numerical/Quantitative Data (110) -- Reports - Descriptive (141)
EDRS PRICE MF01/PC01 Plus Postage.
DESCRIPTORS *Community Colleges; Cultural Differences; Diversity (Faculty); Diversity (Student); *Educational Environment; *Ethnic Relations; *Institutional Characteristics; Minority Groups; *Racial Bias; Racial Composition; *Student Characteristics; Tables (Data); Two Year Colleges
IDENTIFIERS American Association of Community Colleges

ABSTRACT

In April 1997, the American Association of Community Colleges surveyed 1,450 community college presidents in order to find out the state of race and ethnic relations and diversity programming in community colleges. Respondents were asked to identify their campus climate, along a five-point scale, as "contentious" or "harmonious," and also to indicate the extent to which their campuses administer policies and programs that may affect institutional climate. Among the major findings were: (1) 57% of respondents agreed or strongly agreed on the importance of diversity programming in promoting participation and success of diverse groups of students; (2) more "harmonious" campuses tended to be large (more than 30,000 students), or located in rural areas, in southern regions, with higher percentages of minority students or faculty; (3) over 90% of responding institutions had grievance procedures for students, administrators, faculty, and staff to seek recourse for harassment based on racial or ethnic identity; (4) nearly four-fifths of respondents had student organizations that sponsor cultural events at least monthly, but less than half of the institutions use public forums to discuss race relations on a monthly basis; (5) 62% of respondents had a college official assigned to monitor on-campus race relations; (6) 59% of participating institutions offer credit courses that address ethnic and race relations, but only 35% offer noncredit courses in this subject. Tables illustrate the rating of campus climate at participating community colleges. (AS)

* Reproductions supplied by EDRS are the best that can be made *
* from the original document. *

Campus Climate: Perceptions, Policies and Programs in Community Colleges Research Brief AACC-RB-99-2

Arnold Madison Kee

American Association of Community Colleges

U.S. DEPARTMENT OF EDUCATION
Office of Educational Research and Improvement
EDUCATIONAL RESOURCES INFORMATION
CENTER (ERIC)

☒ This document has been reproduced as
received from the person or organization
originating it.

☐ Minor changes have been made to
improve reproduction quality.

- Points of view or opinions stated in this
document do not necessarily represent
official OERI position or policy.

PERMISSION TO REPRODUCE AND
DISSEMINATE THIS MATERIAL HAS
BEEN GRANTED BY

T. Gollattscheck

TO THE EDUCATIONAL RESOURCES
INFORMATION CENTER (ERIC)

1

CAMPUS CLIMATE: PERCEPTIONS, POLICIES AND PROGRAMS IN COMMUNITY COLLEGES

By Arnold Madison Kee

EXECUTIVE SUMMARY

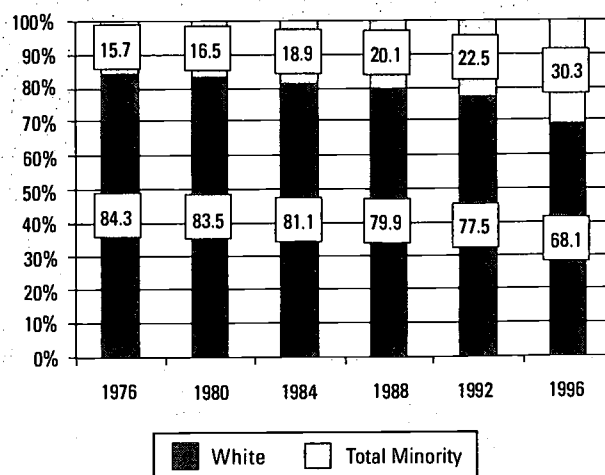
To find out about the state of race and ethnic relations and diversity programming in community colleges, the American Association of Community Colleges surveyed 1,450 community college presidents in April 1997. Respondents were asked to identify their campus climate, along a five-point scale, as "contentious" or "harmonious." Harmoniousness was considered to mean free from ethnic and racial bias, or indicative of a campus where all people participate in campus life without fear. Respondents also indicated the extent to which their campuses administer policies and programs that may affect institutional climate.

MAJOR FINDINGS

Most community college respondents considered their campuses to be harmonious. Most also were engaged in activities that suggest institutional support for diversity. Among the major findings:

- ❖ Fifty-seven percent of respondents agreed or strongly agreed that diversity programming was a way to promote participation and success of diverse groups of students.
- ❖ More "harmonious" campuses tended to be large (more than 30,000 students), or to be located in rural areas, or to be located in southern regions, or to have higher percentages of minority students or faculty.
- ❖ More than 90 percent of the responding institutions had grievance procedures for students, administrators, faculty, and staff to seek recourse for harassment based on racial or ethnic identity.
- ❖ Nearly four-fifths of respondents had student organizations that sponsor cultural events at least monthly, but less than half of the institutions use public forums to discuss race relations on a monthly basis.
- ❖ Sixty-two percent of the respondents had a college official assigned to monitor race relations on campus.
- ❖ Fifty-nine percent of responding institutions offer credit courses that address ethnic and race relations, but only 35 percent offer noncredit courses on this subject.

TRENDS IN COMMUNITY COLLEGE MINORITY ENROLLMENT: 1976-1996



Methodology

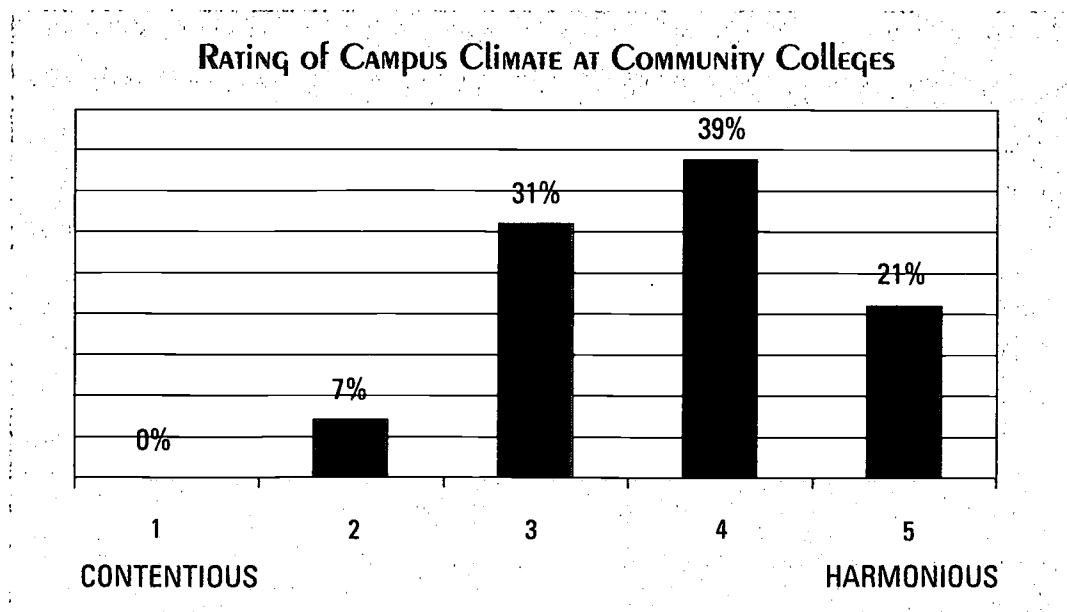
To assess race and ethnic relations and diversity programming at community colleges, AACC surveyed 1,450 community college administrators. Chief executive officers receiving the mail survey were asked to forward it to the campus official primarily responsible for assuring diversity at their institutions. In most cases, the presidents themselves responded; other respondents included affirmative action officers, deans and diversity program coordinators. The survey instrument was designed to capture information in seven areas

related to diversity practices: mission statement, institutional policies, student activities, community involvement, curriculum, campus dialogues on race, and the use of diversity programming. Respondents were asked to categorize their campus climate along a five-point "contentious-to-harmonious" scale. A total of 360 community colleges replied. Although the overall response rate of 25 percent was low, the demographic composition of the respondents was similar to the composition of community colleges in general.

Findings

Overall, respondents found their campuses to be relatively harmonious. Sixty percent ranked their campus as either a 4 or 5 on the five-point scale. The survey results were then used to

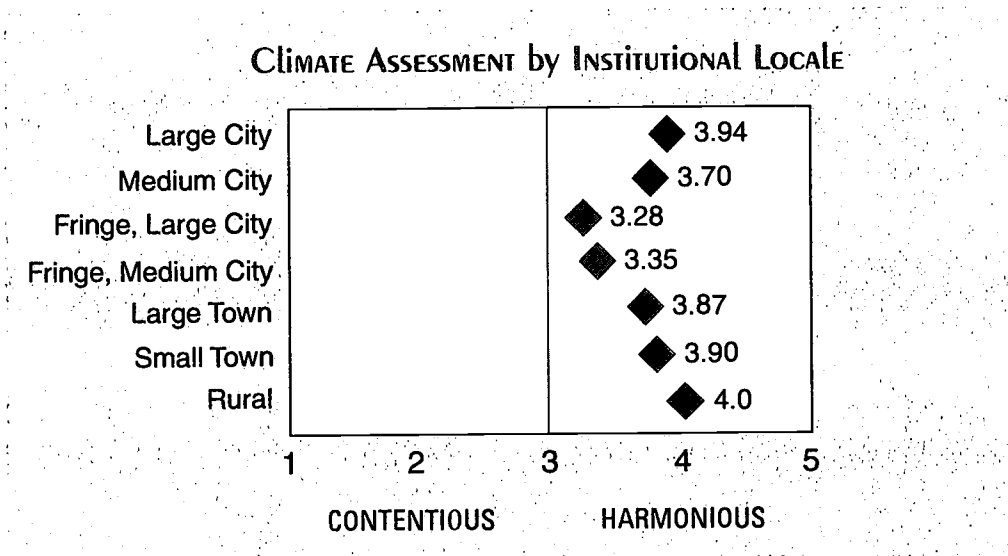
assess campus climate in relation to institutional size, locale, and the percentage of minority students and faculty on campus.



LOCALE

Respondents from the most rural and the most urban institutions tended to report that their

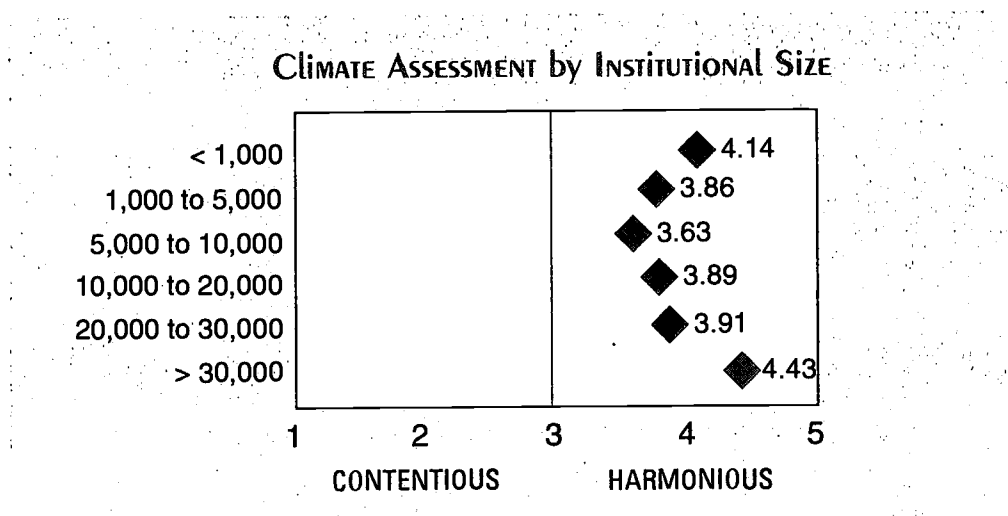
campuses were more harmonious; those in between reported less harmony.



Size

Size seemed to be a factor in campus climate. Institutions with fewer than 1,000 students or

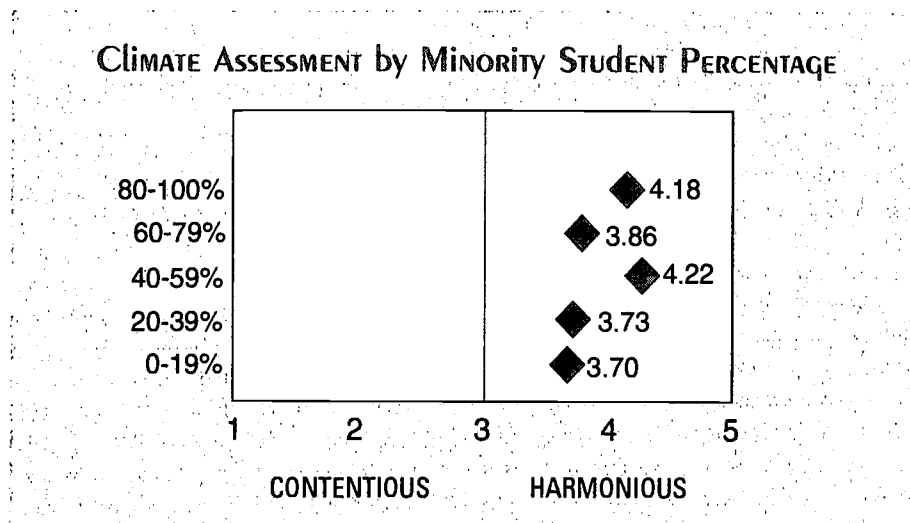
more than 30,000 students ranked their campuses as the most harmonious.



PRESENCE of MINORITY STUDENTS AND FACULTY

There appears to be a relationship between administrator perceptions of campus climate and minority faculty or student presence. Colleges with a higher minority presence tended to have a more positive climate. Campuses with less than

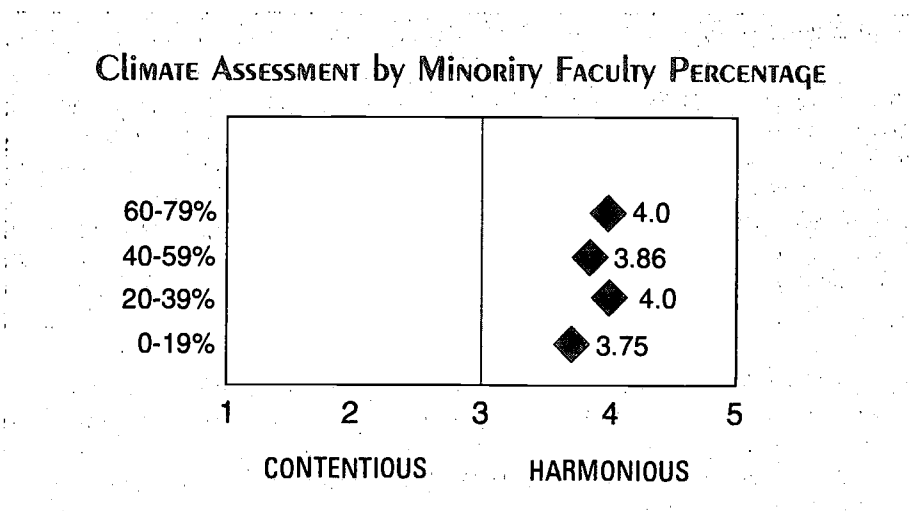
20 percent minority student enrollment reported having the least harmonious campuses, but those with at least 40 percent minority student enrollment reported the most harmony.



Similarly, institutions where minority faculty comprise less than 20 percent of the professoriate reported the less harmonious campuses. Institutions with more than 60 percent minority faculty reported more harmonious climates.

Locale appears to be a factor in minority

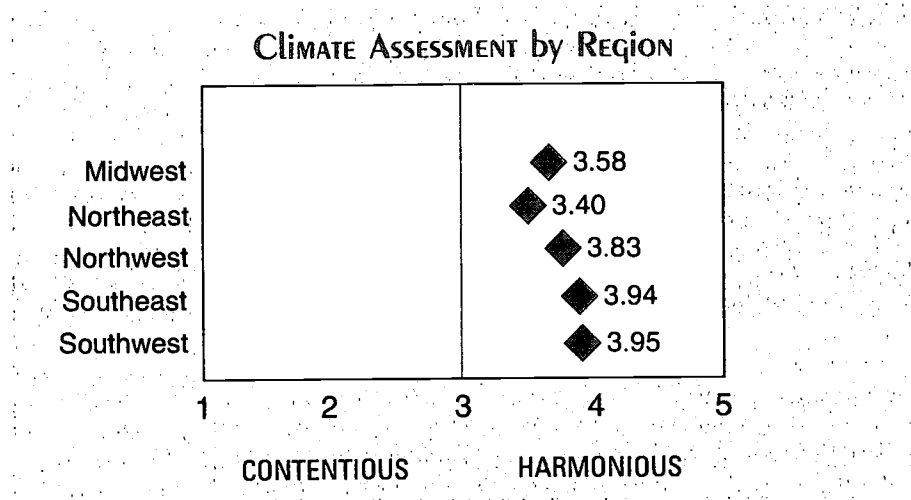
presence in community colleges. The highest percentages of minority faculty and students are on campuses in large cities. The lowest percentages are in large towns, which have an average of 3 percent minority faculty and 9 percent minority students.



REGIONAL DIFFERENCES IN CLIMATE

Institutions in the South (Southwest or Southeast) tended to report having more harmonious campus climates, and those in the Northeast less

harmonious climates. Campuses in the Midwest and Northwest fell in the middle.

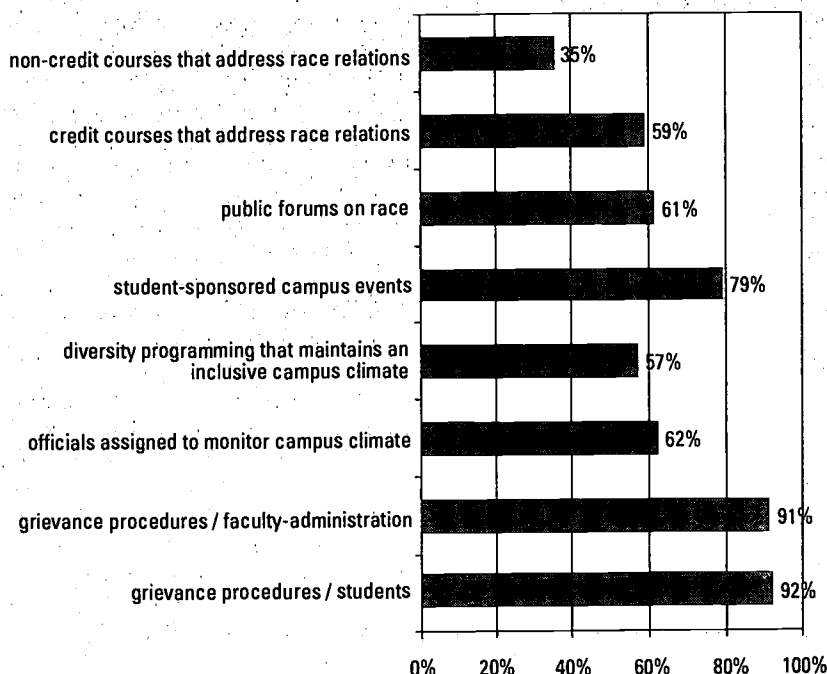


POLICIES AND PROGRAMS

In addition to perceptions of campus climate, the survey gathered information on college policies and programs that might be related to diversity and a positive climate. Responding campuses were most likely to have grievance procedures for faculty and students, and least likely to offer

noncredit courses that address ethnic and race relations. The existence of grievance procedures may not be surprising since they could have been put in place for reasons other than race or ethnic relations.

COMMUNITY COLLEGES WITH PROGRAMS & POLICIES RELATED TO DIVERSITY



Administrators contacted by AACC in a follow-up telephone survey offered the following sugges-

- ❖ Foster the participation of minority students in extra-curricular activities.
- ❖ Monitor the quality of classroom interaction between faculty and students.
- ❖ Monitor the state of race relations in the surrounding community.
- ❖ Analyze socioeconomic class differences in addition to race and ethnic differences when

tions for ensuring positive race and ethnic relations and campus climates:

- comparing student experiences on campus.
- ❖ Promote diversity and minority representation at all levels of the institution.
- ❖ Establish or enhance multicultural centers on campus to bolster cross-cultural learning.
- ❖ Create faculty development “academies” that provide multicultural training while conferring scholastic distinction.

CONCLUSIONS

According to the presidents and other administrators who responded to this survey, community college racial and ethnic relations appear to be harmonious. Although they also implement programs and policies that promote diversity, it is difficult to measure the role that such program-

ming played in each campus' climate. Based on a cross-section of the responses, the data suggest that institutions considered most harmonious were also more likely to have diversity-supportive policies.

SELECTED REFERENCES

- Barnett, L. (1995). *A Climate Created: Community Building in the Beacon College Project*. Washington, DC.: American Association of Community College. (ERIC ED 393 193)
- Clements, E. (1997). *Creating a Campus that Truly Values Diversity*. Bedford, MA.: Middlesex Community College. (ERIC ED 418 750)
- Edgert, P. (1994). Assessing Campus Climate: Implications for Diversity. *New Directions for Institutional Research*, 16(1),51-62. (ERIC ED 505 359)
- Kramer, M. & S. Weiner. (1994) *Dialogues for Diversity*. Phoenix: Oryx Press.
- Sedlacek, W. (1995). *Improving Racial and Ethnic Diversity and Campus Climate at Four-Year Independent Midwest Colleges. An Evaluation Report of the Lilly Endowment Grant Program*. Indianapolis: Lilly Endowment. (ERIC ED 403 321).

INSTITUTIONS THAT HAVE CONDUCTED CAMPUS CLIMATE SURVEYS

GENERAL SURVEYS WITH QUESTIONS ON RACIAL AND ETHNIC RELATIONS

- Luan, J. (1995). *Cabrillo Students' Campus Climate Survey, Spring 1995*. Aptos, CA.: Cabrillo College. (ERIC ED 393 193)
- Mohammadi, J. (1995) *Climate Study, Spring 1995*. Martinsville, VA.: Patrick Henry Community College. (ERIC ED 382 259)
- Peralta Community College District. (1998). *Student Survey Trends*. Oakland: Peralta Community College District.
- San Diego Community College District. (1994). *Campus Climate Student Survey*. San Diego: San Diego Community College District. (ERIC ED 377 934)
- California Postsecondary Education Commission. (1992). *Resource Guide for Assessing Campus Climate*. Sacramento: California Postsecondary Commission.
- Kerlin, S. (1992) *North Seattle Community College Multicultural Climate Survey 1992: Findings from the Employee and Student Surveys*. Seattle: North Seattle Community College. (ERIC ED 356 807)
- Langan B, and L. Keeler. (1994) *Cultural Pluralism Climate Survey Study*. Bremerton, WA.: Olympic College. (ERIC ED 373 814)
- Mattice, N. (1995). *Campus Climate Faculty/Staff/Administrator Survey*. Santa Clarita, CA.: College of the Canyons. (ERIC ED 386 253)
- Slark, J. et al. (1993) *Educational Equity and Inclusion: An Equity Atlas*. Santa Ana, CA.: Rancho Santiago College. (ERIC ED 364 307)
- Tulsa Community College. (1996). *Multicultural Diversity in the Workplace: Survey Results at Tulsa Community College*. Tulsa: Tulsa Community College.

SURVEYS THAT FOCUS ON RACIAL AND ETHNIC RELATIONS

- Arnold, Carolyn. (1997). *Chabot College Campus Climate Survey Results*. Hayward, CA.: Chabot College.
- Boughan, K. (1992) *Employee Perceptions of the Racial Climate at Prince George's Community College, Spring 1992*. Largo, MD.: Prince George's Community College. (ERIC ED 352 106)

WEBSITES

The President's Initiative on Race Dialogue Guide
<http://www.whitehouse.gov/Initiatives/OneAmerica/guidecontents.html>

Bureau of Justice statistics- <http://www.ojp.usdoj.gov/bjs/abstract/cscvca.htm>

FBI Uniform Crime Report-<http://www.fbi.gov/ucr/hateinfo.htm>

Demographic information- <http://www.census.gov/>

Sacramento College's Campus Climate Survey
<http://wserver.scc.losrios.cc.ca.us/~sccro/climate.html>

San Jose State University Campus Climate
Homepage http://www.sjsu.edu/campus_climate/

AGENCIES AND ORGANIZATIONS THAT ASSIST IN THE IMPROVEMENT of campus climate

Community Relations Service, U.S. Department of
Justice, 600 E Street, NW, Suite 2000,
Washington, DC 20530. <http://www.usdoj.gov/crs/crs.htm>

Study Circles Resources Center, 697 Pomfret Street,
Pomfret, CT 06258

Center for Living Democracy, 289 Fox Farm Road,
Brattleboro, VT 05301

FOR FURTHER INFORMATION, CONTACT:

ARNOLD KEE,
MINORITY SERVICES COORDINATOR

AMERICAN ASSOCIATION OF COMMUNITY COLLEGES

One Dupont Circle, NW, Suite 410
Washington, DC 20036-1176
Phone: (202) 728-0200 x262
Fax: (202) 833-2467
<http://www.aacc.nche.edu/services/mrc/mrcweb.htm>

TO ORDER MORE COPIES OF THE
CAMPUS CLIMATE RESEARCH BRIEF,
CONTACT:

COMMUNITY COLLEGE PRESS®
(800) 250-6557
Order # 1511

Briefs are sold in packs of 20 for \$20.
Briefs are nonreturnable.



U.S. DEPARTMENT OF EDUCATION
Office of Educational Research and Improvement (OERI)
Educational Resources Information Center (ERIC)



JL 990 262

NOTICE

REPRODUCTION BASIS



This document is covered by a signed "Reproduction Release (Blanket)" form (on file within the ERIC system), encompassing all or classes of documents from its source organization and, therefore, does not require a "Specific Document" Release form.



This document is Federally-funded, or carries its own permission to reproduce, or is otherwise in the public domain and, therefore, may be reproduced by ERIC without a signed Reproduction Release form (either "Specific Document" or "Blanket").