

DOCUMENT RESUME

ED 429 614

IR 057 340

AUTHOR French, Joe; Collins, Lesley; Vittitow, Susan
 TITLE Wyoming Public Library Statistics, FY 98.
 INSTITUTION Wyoming State Library, Cheyenne.
 PUB DATE 1999-03-00
 NOTE 41p.
 PUB TYPE Numerical/Quantitative Data (110) -- Reports - Research (143)
 EDRS PRICE MF01/PC02 Plus Postage.
 DESCRIPTORS Branch Libraries; Library Collections; Library Development; Library Expenditures; Library Funding; *Library Networks; Library Personnel; Library Services; *Library Statistics; Library Surveys; National Surveys; *Public Libraries; State Surveys; Tables (Data)
 IDENTIFIERS *Wyoming; Wyoming State Library

ABSTRACT

This report includes data furnished by public library directors to the Wyoming State Library and gives a statistical picture of the condition of public libraries throughout the state for fiscal year 1998 (July 1997 through June 1998). Information is taken from a national survey of the Federal-State Cooperative System for Public Library Data. Libraries are listed in order of county population to allow for more relevant comparisons between library systems. The tables present the following data on county library systems: (1) a five-year (1994-98) comparison; (2) services, including number of employees, library visits, reference transactions, circulation, children's program attendance, library loans, and library borrows; (3) collections, including bound materials, audio materials, video materials, subscriptions, total collection, collection age, and expenses; (4) expenditures, including salaries, benefits, collection expenses, operating expenditures, capital outlay, format expense, and access expense; (5) revenues, including Mill Levy, and county, city, state, and federal revenue; (6) other income, including gifts/donations, interest, fines, fees, and grants; (7) staffing; and (8) other comparisons, including registered patrons to population, services per capita, collection size per capita, and collection turnover. Each table also lists population estimate, number of registered patrons, and number of locations. Two additional tables present data on service and collection by city/town. (AEF)

 * Reproductions supplied by EDRS are the best that can be made *
 * from the original document. *

Wyoming Public Library Statistics FY 98

ED 429 614



U.S. DEPARTMENT OF EDUCATION
Office of Educational Research and Improvement
EDUCATIONAL RESOURCES INFORMATION
CENTER (ERIC)

This document has been reproduced as received from the person or organization originating it.

Minor changes have been made to improve reproduction quality.

Points of view or opinions stated in this document do not necessarily represent official OERI position or policy.

"PERMISSION TO REPRODUCE THIS MATERIAL HAS BEEN GRANTED BY
L. Rounds
TO THE EDUCATIONAL RESOURCES INFORMATION CENTER (ERIC)."

BEST COPY AVAILABLE

8

Wyoming Public Library Statistics FY 98

Prepared by Joe French, Wyoming State Library (WSL) budget officer
Designed by Lesley Collins and Susan Vittitow, WSL public information specialists

July 1, 1997 to June 30, 1998

Department of Administration and Information (006)
State Library Division
www-wsl.state.wy.us
jfrenc@missc.state.wy.us

Supreme Court/State Library Building
2301 Capitol Ave.
Cheyenne, WY 82002

March 1999

Wyoming Public Library Statistics FY 98

Table of Contents

Introduction	1
Wyoming Public Libraries Five-Year Comparison	2
County Library Information	
Services	3
Collections	4
Expenditures	5
Revenues	6
Other income	7
Staffing	8
Other comparisons	9
City/Town Comparisons	
Service by City/Town	10
Collection by City/Town	14

Wyoming Public Library Statistics FY 98

The Wyoming Public Library Statistics FY98 includes data furnished by library directors to the Wyoming State Library (WSL) and gives a statistical picture of the condition of public libraries throughout the state for fiscal year 1998 (July 1, 1997, through June 30, 1998).

Libraries respond to a national survey from Federal-State Cooperative System for Public Library Data (FSCS), which is done annually to back up legislative lobbying efforts. The information in this report comes from the FSCS data.

Library directors and staff are to be commended for the time and effort spent gathering this information. Libraries provide invaluable services to the state which aid efforts in education and economic development and add to Wyoming's quality of life.

An accurate picture of Wyoming's libraries can be a boon to lobbying efforts on the local, state and national levels. These statistics are intended as a tool for individual libraries to "tell their story" more effectively and build their strategic plans.

Changes for 1998

Organization of Wyoming public library data is slightly different this year. Libraries are listed in order of county population. It is hoped this will allow more relevant comparisons between library systems.

Wyoming has a number of branch libraries serving a wide variety of communi-

ties. Information on individual towns and cities has been added to the collection of county statistics.

Library facts

A few interesting facts about Wyoming libraries include:

- Wyoming's 23 county libraries and 52 branches were open for 124,458 hours, up from 121,515 in 1997.
- More than 2.4 million collection items are available for library patrons throughout the state.
- Expenditures for collections rose slightly to \$1,426,335, but is still down from its peak of \$1,826,358 in 1996.
- Total circulation was 3,867,995, which comes out to 4.96 items per capita.
- Wyoming public libraries made 17,518 interlibrary loans during FY98.

Notes on the statistics

Focus is more on the numbers than on analysis. There are some anomalies. For example, it is easier to track library hours than it is to track patron visits. One library may use a counter for patrons, while another may make an estimate. Working toward a consistent counting method in all categories will produce a more accurate picture of libraries in the state.

As the Wyoming library community continues to use and refine these statistics,

trends and strategies may become more apparent over the years. These trends could be used in the future to create a "State of Wyoming Libraries" report.

All those involved with 1998 Wyoming Public Library Statistics worked together to ensure its accuracy. However, due to the report's scope and detail, it is not perfect. Staff have verified some of the data, but not all. One future possibility to both improve and expand this report would be the creation of a committee to address the quality and types of data gathered.

Responsibility for this year's report was moved from Judy Yeo in WSL's development office to Joe French in the business office. Compilation took longer during this transition year, and the patience of the Wyoming library community has been appreciated.

Additional Information

WSL will provide additional data and analysis not included in this report upon request, and welcomes suggestions for improvements to this document. For more information on this statistical report, contact

Joe French
Dept. of Administration & Information
State Library Division
2301 Capitol Ave.

Cheyenne, WY 82002
307/777-5916 ■ FAX 307/777-6289
jfrenc@misc.state.wy.us

Wyoming Public Libraries

Five-year comparison

	1994	1995	1996	1997	1998
Number of County Libraries	23	23	23	23	23
Number of Branch Libraries	52	52	52	52	52
Annual Hours of Service	117,113	114,617	114,517	121,515	124,458
Total Operating Revenue (all sources)	\$ 10,775,452	\$ 11,920,115	\$ 11,731,749	\$ 11,634,770	\$ 12,625,546
Total Expenditures for Collection	\$ 1,254,484	\$ 1,569,132	\$ 1,826,358	\$ 1,407,624	\$ 1,426,335
Size of Collection (all items)	2,121,904	2,506,219	2,408,598	2,422,028	2,417,341
Collection Size per Capita	5.16 Items	5.28 Items	4.99 Items	4.92 Items	4.96 Items
Total Circulation	3,799,972	3,765,489	3,637,169	3,774,845	3,867,995
Circulation per capita	9.17	8.49	8.68	8.56	7.94
Full-time Employees (FTE Equivalents)	316.83	296.17	310.18	312.84	321.89
Number of FTE's with MLS degrees	31.45	32.62	30.92	30.75	31.63
Percent MLS personnel to total FTE's	10%	11%	10%	9.73%	9.83%
Interlibrary Loans	10,131	10,619	14,018	17,313	17,518

Increase in interlibrary loans due in large part to state supplemental budget expenditures in FY96.

Services

COUNTY LIBRARY SYSTEM	Population 1998 Estimate	Registered Patrons	Number Of Locations	Hrs Open Per Yr-All Locations	Number of Employees FTE'S*	Library Visits All Locations	Reference Transactions	Total Circulation	Childrens Circulation	Childrens Program Attendance	Library Loans	Library Borrows
Niobrara	2,660	1,300	1	2,080	1.83	13,603	1,353	22,226	8,667	2,215	162	199
Hot Springs	4,660	2,236	1	2,444	3.00	39,000	5,000	42,389	22,570	1,417	289	192
Sublette	5,710	5,105	2	4,970	7.35	59,734	6,109	69,317	20,847	2,470	554	709
Crook	5,810	2,463	3	5,726	5.63	43,347	8,700	53,311	13,573	6,185	102	250
Weston	6,570	4,221	2	3,378	5.13	31,122	7,885	36,340	12,074	1,279	220	707
Johnson	6,800	5,808	3	4,290	5.80	101,620	15,164	200,572	51,969	5,319	359	672
Platte	8,540	6,826	4	5,200	7.10	43,700	5,000	85,779	17,925	4,142	437	422
Washakie	8,720	4,044	2	4,420	4.90	64,971	11,829	85,663	26,542	2,326	381	244
Average	6,184	4,000	2.25	4,064	5.09	49,637	7,630	74,450	21,771	3,169	313	424
Population from 10,000 to 20,000												
Big Horn	11,490	3,114	6	5,304	1.75	47,344	626	73,822	25,140	2,243	804	1,594
Converse	12,150	8,154	2	3,848	8.93	51,918	8,580	86,113	25,746	8,904	581	399
Goshen	12,790	4,593	1	2,028	4.59	54,320	4,241	52,413	19,622	651	225	501
Teton	13,950	22,377	2	3,718	20.00	160,580	13,162	177,874	36,349	7,583	639	2,511
Lincoln	14,140	13,573	5	10,192	18.40	68,700	32,369	202,189	91,143	8,414	1,439	2,298
Carbon	15,830	8,023	8	7,020	10.51	34,019	2,356	75,746	26,915	4,376	365	80
Average	13,392	9,972	4.00	5,352	10.70	69,480	10,222	111,360	37,486	5,362	676	1,231
Population from 20,000 and up												
Uinta	20,190	19,278	3	6,680	13.45	101,097	9,894	114,387	46,063	6,274	897	343
Sheridan	25,580	29,343	4	7,206	19.50	216,087	50,840	323,166	104,376	6,706	1,622	1,522
Park	25,850	18,471	3	6,292	19.075	116,499	26,845	195,412	88,225	7,014	1,332	2,254
Albany	31,130	26,535	3	4,264	17.60	94,801	8,627	175,435	60,841	7,705	976	1,022
Campbell	32,450	26,821	2	4,851	33.30	214,448	104,510	358,723	149,561	11,972	1,598	2,772
Fremont	36,500	27,534	4	6,240	16.18	145,116	18,698	185,245	73,089	8,996	884	1,780
Sweetwater	40,450	37,830	8	12,087	45.23	182,146	17,428	345,053	137,521	21,074	2,575	1,090
Natrona	64,520	44,500	3	5,304	21.00	224,016	46,800	328,576	109,902	10,200	1,239	664
Laramie	80,420	67,436	3	6,916	31.63	398,988	47,834	578,244	185,838	3,905	1,574	1,235
Average	39,677	33,083	3.67	6,649	24.11	188,133	36,831	289,360	106,157	9,316	1,411	1,409
Totals - All	486,910	389,585	75	124,458	322	2,507,176	453,850	3,867,995	1,354,498	141,370	19,254	23,460

Collections

COUNTY LIBRARY SYSTEM	Population 1998 Estimate	Registered Patrons	Number Of Locations	Bound Materials	Audio Materials	Video Materials	Subscriptions	Total Collection	Estimated Age of Collection	Collection Expenses
Population to 10,000										
Niobrara	2,660	1,300	1	26,702	47	73	51	26,873	21 \$	7,579
Hot Springs	4,660	2,236	1	48,759	Nt Avail	Nt Avail	70	48,829	11 \$	11,647
Sublette	5,710	5,105	2	55,417	1,369	2,730	183	59,699	13.5 \$	65,681
Crook	5,810	2,463	3	59,513	546	1,043	163	61,265	Nt Avail	24,960
Weston	6,570	4,221	2	34,563	398	626	80	35,667	17.5 \$	19,342
Johnson	6,800	5,808	3	50,442	1,544	1,043	163	53,192	5 \$	33,100
Platte	8,540	6,826	4	56,297	1,117	934	91	58,439	10 \$	31,319
Washakie	8,720	4,044	2	70,929	795	1,098	11,650	84,472	12 \$	6,559
Average	6,184	4,000	2.25	50,328	831	1,078	1,556	53,555	15.00 \$	25,023
Population from 10,000 to 20,000										
Big Horn	11,490	3,114	6	83,000	797	519	111	84,427	Nt Avail	21,257
Converse	12,150	8,154	2	58,154	1,243	2,172	119	61,688	36 \$	42,235
Goshen	12,790	4,593	1	26,836	375	366	96	27,673	16 \$	14,581
Teton	13,950	22,377	2	56,629	1,875	1,456	223	60,183	16 \$	31,117
Lincoln	14,140	13,573	5	109,521	2,070	2,478	240	114,309	12 \$	86,961
Carbon	15,830	8,023	8	78,079	1,048	1,804	63	80,994	18 \$	61,267
Average	13,392	9,972	4.00	68,703	1,235	1,466	142	71,546	19.60 \$	42,903
Population from 20,000 and up										
Uinta	20,190	19,278	3	77,015	2,157	1,133	361	80,666	16.0 \$	69,283
Sheridan	25,580	29,343	4	151,748	6,273	3,553	212	161,786	10.0 \$	42,279
Park	25,850	18,471	3	138,057	2,005	1,507	188	141,757	10.0 \$	51,128
Albany	31,130	26,535	3	113,488	1,416	345	238	115,487	25.0 \$	32,106
Campbell	32,450	26,821	2	221,262	6,986	2,560	284	231,092	11.0 \$	167,372
Fremont	36,500	27,534	4	170,019	1,948	1,804	279	174,050	18.0 \$	57,398
Sweetwater	40,450	37,830	8	199,576	14,787	5,053	621	220,037	10.0 \$	253,066
Natrona	64,520	44,500	3	198,568	4,065	3,710	7,982	214,325	Nt Avail	59,973
Laramie	80,420	67,436	3	201,787	9,895	8,408	341	220,431	Nt Avail	236,126
Average	39,677	33,083	3.67	163,502	5,504	3,119	1,167	173,292	14.29 \$	107,637
Totals - All	486,910	389,585	75	2,286,361	62,756	44,415	23,809	2,417,341	\$	1,426,337

Expenditures

COUNTY LIBRARY SYSTEM	Population 1998 Estimate	Number Of Registered Patrons	Total				Other		Total			(Included in Other Op Expenses)		
			Personnel Salaries	Employee Benefits	Personnel Expense	Collection Expenses	Operating Expenditures	Operating Expenditures	Capital Outlay	Format Expense	Access Expense	C/E Exp		
Population to 10,000														
Niobrara	2,660	1,300	\$ 29,625	\$ 2,572	\$ 32,197	\$ 7,579	\$ 11,458	\$ 51,233	\$ -	\$ 194	\$ 1,955	\$ 275		
Hot Springs	4,660	2,236	\$ 59,340	\$ 16,801	\$ 76,141	\$ 11,647	\$ 21,411	\$ 109,199	\$ -	\$ 45	\$ 3,855	\$ 1,000		
Sublette	5,710	5,105	\$ 160,594	\$ 25,039	\$ 185,633	\$ 65,681	\$ 39,591	\$ 290,904	\$ 44,000	\$ -	\$ 4,066	\$ -		
Crook	5,810	2,463	\$ 81,024	\$ 18,690	\$ 99,714	\$ 24,960	\$ 10,084	\$ 134,758	\$ 10,807	\$ 600	\$ 3,850	\$ 697		
Weston	6,570	4,221	\$ 71,447	\$ 15,502	\$ 86,949	\$ 19,342	\$ 32,180	\$ 138,472	\$ -	\$ 752	\$ 4,200	\$ 1,077		
Johnson	6,800	5,808	\$ 127,708	\$ 24,500	\$ 152,208	\$ 33,100	\$ 28,844	\$ 214,152	\$ -	\$ 1,500	\$ 3,125	\$ 2,560		
Platte	8,540	6,826	\$ 116,697	\$ 28,430	\$ 144,926	\$ 31,319	\$ 47,823	\$ 224,068	\$ -	\$ 240	\$ 5,181	\$ 2,103		
Washakie	8,720	4,044	\$ 67,544	\$ 11,344	\$ 78,888	\$ 6,559	\$ 7,585	\$ 93,032	\$ -	\$ 200	\$ 3,280	\$ -		
Average	6,184	4,000	\$ 89,247	\$ 17,860	\$ 107,082	\$ 25,023	\$ 24,872	\$ 156,977	\$ 6,851	\$ 441	\$ 3,689	\$ 964		
Population from 10,000 to 20,000														
Big Horn	11,490	3,114	\$ 123,904	\$ 26,426	\$ 150,329	\$ 21,257	\$ 45,009	\$ 216,596	\$ -	\$ 840	\$ 7,320	\$ 252		
Converse	12,150	8,154	\$ 144,310	\$ 32,999	\$ 177,309	\$ 42,235	\$ 82,167	\$ 301,711	\$ 4,361	\$ 2,181	\$ 8,657	\$ 4,038		
Goshen	12,790	4,593	\$ 68,637	\$ 12,308	\$ 80,945	\$ 14,581	\$ 23,897	\$ 119,424	\$ 721	\$ 240	\$ 2,159	\$ 2,685		
Teton	13,950	22,377	\$ 518,421	\$ 147,089	\$ 665,511	\$ 31,117	\$ 178,583	\$ 875,211	\$ 1,327,894	\$ 4,684	\$ 15,976	\$ 7,929		
Lincoln	14,140	13,573	\$ 274,639	\$ 72,660	\$ 347,299	\$ 86,961	\$ 96,782	\$ 531,042	\$ 49,631	\$ 993	\$ 9,548	\$ 297		
Carbon	15,830	8,023	\$ 169,539	\$ 33,681	\$ 203,220	\$ 61,267	\$ 22,358	\$ 291,464	\$ 4,619	\$ 375	\$ 4,080	\$ 3,266		
Average	13,392	9,972	\$ 216,575	\$ 54,194	\$ 270,769	\$ 42,903	\$ 74,799	\$ 389,241	\$ 231,204	\$ 1,552	\$ 7,957	\$ 3,078		
Population from 20,000 and up														
Uinta	20,190	19,278	\$ 283,637	\$ 83,686	\$ 367,323	\$ 69,283	\$ 63,762	\$ 500,368	\$ 8,896	\$ 3,343	\$ 9,995	\$ 2,263		
Sheridan	25,580	29,343	\$ 340,856	\$ 68,220	\$ 409,076	\$ 42,279	\$ 110,562	\$ 561,917	\$ -	\$ 1,150	\$ 7,380	\$ 2,236		
Park	25,850	18,471	\$ 400,126	\$ 109,415	\$ 509,541	\$ 51,128	\$ 60,396	\$ 621,065	\$ -	\$ 1,688	\$ 14,005	\$ 6,768		
Albany	31,130	26,535	\$ 289,059	\$ 49,380	\$ 338,439	\$ 32,106	\$ 42,339	\$ 412,884	\$ -	\$ 825	\$ 6,480	\$ 659		
Campbell	32,450	26,821	\$ 862,816	\$ 269,924	\$ 1,132,740	\$ 167,372	\$ 198,046	\$ 1,498,158	\$ 23,745	\$ 10,989	\$ 29,587	\$ 3,375		
Fremont	36,500	27,534	\$ 276,328	\$ 107,561	\$ 383,889	\$ 57,398	\$ 112,241	\$ 553,528	\$ 8,667	\$ 3,219	\$ 11,610	\$ 1,434		
Sweetwater	40,450	37,830	\$ 1,063,746	\$ 412,835	\$ 1,476,581	\$ 253,066	\$ 358,920	\$ 2,088,568	\$ 87,887	\$ 3,520	\$ 39,851	\$ 8,452		
Natrona	64,520	44,500	\$ 368,246	\$ 97,701	\$ 465,947	\$ 59,973	\$ 125,992	\$ 651,912	\$ 163,016	\$ 1,200	\$ 6,580	\$ 2,753		
Laramie	80,420	67,436	\$ 702,024	\$ 133,863	\$ 835,887	\$ 236,126	\$ 380,445	\$ 1,452,458	\$ 39,276	\$ 11,470	\$ 20,994	\$ 8,666		
Average	39,677	33,083	\$ 509,649	\$ 148,065	\$ 657,714	\$ 107,637	\$ 161,412	\$ 926,762	\$ 36,832	\$ 4,156	\$ 16,276	\$ 4,067		
Totals - All	486,910	389,585	\$ 6,600,267	\$ 1,800,625	\$ 8,400,691	\$ 1,426,337	\$ 2,100,477	\$ 11,932,123	\$ 1,773,520	\$ 50,247	\$ 223,735	\$ 62,784		

Revenues

COUNTY LIBRARY SYSTEM	Population 1998 Estimate	Registered Patrons	Number Of Locations	Mill Levy	Funds		Other County Sources	City Funds	State Revenue	Federal Revenue	Other Income	Total Library Income
					From Mill Levy	Other						
Population to 10,000												
Niobrara	2,660	1,300	1	1.33	\$ 43,175	\$ 6,606	\$ -	\$ 2,000	\$ 1,025	\$ 1,327	\$ 54,133	
Hot Springs	4,660	2,236	1	0.98	\$ 99,976	\$ 6,000	\$ -	\$ -	\$ 4,971	\$ 3,733	\$ 114,680	
Sublette	5,710	5,105	2	1.14	\$ 314,312	\$ 10,000	\$ -	\$ -	\$ -	\$ 5,075	\$ 329,387	
Crook	5,810	2,463	3	1.71	\$ 158,279	\$ 20,376	\$ -	\$ -	\$ 3,227	\$ 4,393	\$ 186,275	
Weston	6,570	4,221	2	1.75	\$ 107,564	\$ 23,047	\$ 10,834	\$ -	\$ -	\$ 6,156	\$ 147,601	
Johnson	6,800	5,808	3	2.10	\$ 172,237	\$ 12,000	\$ -	\$ -	\$ -	\$ 16,333	\$ 200,570	
Platte	8,540	6,826	4	1.94	\$ 206,626	\$ 2,231	\$ 5,959	\$ -	\$ 1,770	\$ 5,867	\$ 222,453	
Washakie	8,720	4,044	2	0.76	\$ 75,000	\$ -	\$ -	\$ -	\$ 370	\$ 49,432	\$ 124,802	
Average	6,184	4,000	2.25	1.46	\$ 147,146	\$ 8,533	\$ 3,599	\$ 250	\$ 1,420	\$ 11,539	\$ 172,488	
Population from 10,000 to 20,000												
Big Horn	11,490	3,114	6	1.53	\$ 215,844	\$ 1,829	\$ -	\$ 1,366	\$ -	\$ 1,743	\$ 220,781	
Converse	12,150	8,154	2	1.07	\$ 313,919	\$ -	\$ -	\$ -	\$ 1,776	\$ 16,083	\$ 331,778	
Goshen	12,790	4,593	1	1.40	\$ 109,892	\$ -	\$ -	\$ -	\$ -	\$ 5,132	\$ 115,024	
Teton	13,950	22,377	2	2.44	\$ 831,342	\$ 109,057	\$ -	\$ -	\$ -	\$ 26,260	\$ 966,660	
Lincoln	14,140	13,573	5	1.20	\$ 478,003	\$ 30,738	\$ -	\$ -	\$ 1,659	\$ 20,721	\$ 531,121	
Carbon	15,830	8,023	8	0.77	\$ 247,725	\$ 40,105	\$ -	\$ -	\$ 692	\$ 32,964	\$ 321,486	
Average	13,392	9,972	4.00	1.40	\$ 366,121	\$ 30,288	\$ -	\$ 228	\$ 688	\$ 17,150	\$ 414,475	
Population from 20,000 and up												
Uinta	20,190	19,278	3	1.00	\$ 418,578	\$ 49,916	\$ -	\$ 1,464	\$ 130	\$ 22,861	\$ 492,949	
Sheridan	25,580	29,343	4	2.82	\$ 339,387	\$ 138,211	\$ -	\$ -	\$ 2,709	\$ 64,574	\$ 544,881	
Park	25,850	18,471	3	1.62	\$ 544,756	\$ 69,585	\$ -	\$ -	\$ 5,460	\$ 32,710	\$ 652,510	
Albany	31,130	26,535	3	1.90	\$ 232,573	\$ 29,776	\$ 27,000	\$ 76,072	\$ 683	\$ 15,631	\$ 381,735	
Campbell	32,450	26,821	2	0.90	\$ 1,474,774	\$ -	\$ -	\$ -	\$ 3,855	\$ 26,870	\$ 1,505,499	
Fremont	36,500	27,534	4	1.74	\$ 475,636	\$ 75,723	\$ -	\$ -	\$ 3,987	\$ 49,179	\$ 604,525	
Sweetwater	40,450	37,830	8	1.68	\$ 1,802,564	\$ 144,459	\$ 17,000	\$ -	\$ 10,655	\$ 103,671	\$ 2,078,349	
Natrona	64,520	44,500	3	1.25	\$ 480,285	\$ 219,227	\$ 7,500	\$ 2,118	\$ 46,599	\$ 59,199	\$ 814,928	
Laramie	80,420	67,436	3	2.00	\$ 782,261	\$ 479,663	\$ -	\$ -	\$ 3,479	\$ 418,015	\$ 1,683,418	
Average	39,677	33,083	3.67	1.66	\$ 727,868	\$ 134,062	\$ 5,722	\$ 8,850	\$ 8,617	\$ 88,079	\$ 973,199	
Totals - All	486,910	389,585	75		\$ 9,924,709	\$ 1,456,549	\$ 80,293	\$ 83,020	\$ 93,047	\$ 987,927	\$ 12,625,546	

Other Income

COUNTY LIBRARY SYSTEM	Population 1998 Estimate	Registered Patrons	Number Of Locations	Gifts And Donations	Interest	Library Fines	Fees For		Grants	Other	Total Other Income	County In kind Value
							Services	Other				
Population to 10,000												
Niobrara	2,660	1,300	1	\$ -	\$ 213	\$ 553	\$ 368	\$ -	\$ -	\$ 193	\$ 1,327	\$ 1,075
Hot Springs	4,660	2,236	1	\$ -	\$ -	\$ 917	\$ 2,815	\$ -	\$ -	\$ -	\$ 3,733	\$ -
Sublette	5,710	5,105	2	\$ -	\$ 1,275	\$ 1,500	\$ 2,300	\$ -	\$ -	\$ -	\$ 5,075	\$ 500
Crook	5,810	2,463	3	\$ -	\$ 1,555	\$ 510	\$ 377	\$ -	\$ -	\$ 1,951	\$ 4,393	\$ 11,500
Weston	6,570	4,221	2	\$ -	\$ 783	\$ 2,582	\$ 2,790	\$ -	\$ -	\$ -	\$ 6,156	\$ -
Johnson	6,800	5,808	3	\$ 9,606	\$ 427	\$ 1,000	\$ 5,300	\$ -	\$ -	\$ -	\$ 16,333	\$ -
Platte	8,540	6,826	4	\$ -	\$ 387	\$ 1,718	\$ 366	\$ -	\$ -	\$ 3,396	\$ 5,867	\$ 10,000
Washakie	8,720	4,044	2	\$ 14,920	\$ 920	\$ 1,679	\$ 2,576	\$ -	\$ -	\$ 29,337	\$ 49,432	\$ 20,000
Average	6,184	4,000	2.25	\$ 3,066	\$ 695	\$ 1,307	\$ 2,112	\$ -	\$ -	\$ 4,360	\$ 11,539	\$ 5,384
Population from 10,000 to 20,000												
Big Horn	11,490	3,114	6	\$ -	\$ 821	\$ 520	\$ 217	\$ -	\$ -	\$ 185	\$ 1,743	\$ -
Converse	12,150	8,154	2	\$ -	\$ 9,677	\$ 3,752	\$ 487	\$ -	\$ -	\$ 2,167	\$ 16,083	\$ -
Goshen	12,790	4,593	1	\$ -	\$ 159	\$ 4,973	\$ -	\$ -	\$ -	\$ -	\$ 5,132	\$ 300
Teton	13,950	22,377	2	\$ -	\$ 8,449	\$ 12,240	\$ 5,059	\$ 500	\$ -	\$ -	\$ 26,249	\$ -
Lincoln	14,140	13,573	5	\$ -	\$ 14,041	\$ 1,309	\$ 4,377	\$ 756	\$ -	\$ 237	\$ 20,721	\$ -
Carbon	15,830	8,023	8	\$ -	\$ 4,256	\$ 3,220	\$ 584	\$ 15,278	\$ 9,626	\$ 32,964	\$ 177,600	\$ -
Average	13,392	9,972	4.00	\$ -	\$ 6,234	\$ 4,336	\$ 1,787	\$ 2,756	\$ 2,036	\$ 17,149	\$ 29,650	\$ -
Population from 20,000 and up												
Uinta	20,190	19,278	3	\$ 12	\$ 4,476	\$ 13,423	\$ 3,682	\$ -	\$ -	\$ 1,280	\$ 22,873	\$ 50,000
Sheridan	25,580	29,343	4	\$ -	\$ 452	\$ 16,209	\$ -	\$ -	\$ -	\$ 47,913	\$ 64,574	\$ -
Park	25,850	18,471	3	\$ 7,146	\$ 3,152	\$ 13,536	\$ 7,979	\$ -	\$ -	\$ 896	\$ 32,710	\$ 10,500
Albany	31,130	26,535	3	\$ -	\$ 2,162	\$ 3,426	\$ 2,436	\$ -	\$ -	\$ 7,607	\$ 15,631	\$ 16,500
Campbell	32,450	26,821	2	\$ -	\$ 5,200	\$ 17,250	\$ 2,775	\$ 1,145	\$ -	\$ 500	\$ 26,870	\$ 17,963
Fremont	36,500	27,534	4	\$ -	\$ 15,048	\$ 17,955	\$ 330	\$ 6,054	\$ -	\$ 9,792	\$ 49,179	\$ -
Sweetwater	40,450	37,830	8	\$ -	\$ 52,953	\$ 13,168	\$ 8,046	\$ -	\$ -	\$ 28,504	\$ 102,671	\$ -
Natrona	64,520	44,500	3	\$ -	\$ 2,344	\$ 32,050	\$ 2,207	\$ -	\$ -	\$ 800	\$ 37,401	\$ 18,236
Laramie	80,420	67,436	3	\$ -	\$ 26,327	\$ 54,283	\$ 77,323	\$ -	\$ -	\$ 260,082	\$ 418,015	\$ 1,500
Average	39,677	33,083	3.67	\$ 795	\$ 12,457	\$ 20,145	\$ 11,642	\$ 800	\$ 39,708	\$ 85,547	\$ 12,744	\$ -
Totals - All	486,910	389,585	75	\$ 31,684	\$ 155,079	\$ 217,773	\$ 132,395	\$ 23,733	\$ 404,466	\$ 965,129	\$ 335,674	\$ -

Staffing

COUNTY LIBRARY SYSTEM	Population 1998 Estimate	Registered Patrons	Number Of Locations	Director ALA MLS	FTE		Other FTE staff	Total Paid	
					ALA MLS	Librarian FTE		FTE	Full and Part time
Population to 10,000									
Niobrara	2,660	1,300	1	No	0	1.83	0	1.83	2
Hot Springs	4,660	2,236	1	No	0	3	0	3	3
Sublette	5,710	5,105	2	No	0.75	7.35	6.6	7.35	13
Crook	5,810	2,463	3	No	0	5.63	0	5.63	7
Weston	6,570	4,221	2	No	0	5.13	3.13	5.13	0
Johnson	6,800	5,808	3	No	0	5.8	4.1	5.8	13
Platte	8,540	6,826	4	No	0	7.1	2	7.1	16
Washakie	8,720	4,044	2	No	0	4.9	1.98	4.9	7
Average	6,184	4,000	2.25		0.09	5.09	1.98	5.09	7.63
Population from 10,000 to 20,000									
Big Horn	11,490	3,114	6	Yes	0.875	1.75	0.875	1.75	17
Converse	12,150	8,154	2	No	0	8.93	2.8	8.93	11
Goshen	12,790	4,593	1	No	0	4.59	0	4.59	7
Teton	13,950	22,377	2	Yes	2	20	15.5	20	25
Lincoln	14,140	13,573	5	Yes	1	18.4	14.4	18.4	29
Carbon	15,830	8,023	8	No	0	10.51	9.51	10.51	17
Average	13,392	9,972	4.00		0.65	10.70	7.18	10.70	17.67
Population from 20,000 and up									
Uinta	20,190	19,278	3	Yes	1.7	13.45	5.1	13.45	0
Sheridan	25,580	29,343	4	Yes	3	19.5	11.5	19.5	37
Park	25,850	18,471	3	No	4.3	19,075	2.35	19,075	28
Albany	31,130	26,535	3	Yes	3	17.6	13.6	17.6	35
Campbell	32,450	26,821	2	Yes	2	33.3	31.3	33.3	46
Fremont	36,500	27,534	4	Yes	1	16.18	15.18	16.18	21
Sweetwater	40,450	37,830	8	Yes	4.25	45.23	29.31	45.23	70
Natrona	64,520	44,500	3	Yes	3	21	17	21	31
Laramie	80,420	67,436	3	Yes	4.75	31.63	14.78	31.63	53
Average	39,677	33,083	3.67		3.00	24.11	15.57	24.11	35.67
Totals - All	486,910	389,585	75		32	322	199	322	488



Other Comparisons

COUNTY LIBRARY SYSTEM	Population 1998 Estimate	Registered Patrons	Number Of Locations	Registered Patrons to Population	Library Visits Per Capita	Reference Transactions Per Capita	Circulation Per Capita	Per Registered Patron	Collection Size Per Capita	Collection Turnover	FTEs		FTEs Per 1,000 Visits
											Per 1,000 Population	Per 1,000 Registered Patrons	
Population to 10,000													
Niobrara	2,660	1,300	1	49%	5.11	0.51	8.36	17.10	10.10	0.83	0.69	1.41	0.13
Hot Springs	4,660	2,236	1	48%	8.37	1.07	9.10	18.96	10.48	0.87	0.64	1.34	0.08
Sublette	5,710	5,105	2	89%	10.46	1.07	12.14	13.58	10.46	1.16	1.29	1.44	0.12
Crook	5,810	2,463	3	42%	7.46	1.50	9.18	21.64	10.54	0.87	0.97	2.29	0.13
Weston	6,570	4,221	2	64%	4.74	1.20	5.53	8.61	5.43	1.02	0.78	1.22	0.16
Johnson	6,800	5,808	3	85%	14.94	2.23	29.50	34.53	7.82	3.77	0.85	1.00	0.06
Platte	8,540	6,826	4	80%	5.12	0.59	10.04	12.57	6.84	1.47	0.83	1.04	0.16
Washakie	8,720	4,044	2	46%	7.45	1.36	9.82	21.18	9.69	1.01	0.56	1.21	0.08
Average	6,164	4,000	2.25	63%	7.96	1.19	11.71	18.52	8.92	1.37	0.83	1.37	0.12
Population from 10,000 to 20,000													
Big Horn	11,490	3,114	6	27%	4.12	0.05	6.42	23.71	7.35	0.87	0.15	0.56	0.04
Converse	12,150	8,154	2	67%	4.27	0.71	7.09	10.56	5.08	1.40	0.73	1.10	0.17
Goshen	12,790	4,593	1	36%	4.25	0.33	4.10	11.41	2.16	1.89	0.36	1.00	0.08
Teton	13,950	22,377	2	160%	11.51	0.94	12.75	7.95	4.31	2.96	1.43	0.89	0.12
Lincoln	14,140	13,573	5	96%	4.86	2.29	14.30	14.90	8.08	1.77	1.30	1.36	0.27
Carbon	15,830	8,023	8	51%	2.15	0.15	4.78	9.44	5.12	0.94	0.66	1.31	0.31
Average	13,392	9,972	4.00	73%	5.19	0.75	8.24	12.99	5.35	1.64	0.77	1.04	0.17
Population from 20,000 and up													
Uinta	20,190	19,278	3	95%	5.01	0.49	5.67	5.93	4.00	1.42	0.67	0.70	0.13
Sheridan	25,580	29,343	4	115%	8.45	1.99	12.63	11.01	6.32	2.00	0.76	0.66	0.09
Park	25,850	18,471	3	71%	4.51	1.04	7.56	10.58	5.48	1.38	0.74	1.03	0.16
Albany	31,130	26,535	3	85%	3.05	0.28	5.64	6.61	3.71	1.52	0.57	0.66	0.19
Campbell	32,450	26,821	2	83%	6.61	3.22	11.05	13.37	7.12	1.55	1.03	1.24	0.16
Fremont	36,500	27,534	4	75%	3.98	0.51	5.08	6.73	4.77	1.06	0.44	0.59	0.11
Sweetwater	40,450	37,830	8	94%	4.50	0.43	8.53	9.12	5.44	1.57	1.12	1.20	0.25
Natrona	64,520	44,500	3	69%	3.47	0.73	5.09	7.38	3.32	1.53	0.33	0.47	0.09
Laramie	80,420	67,436	3	84%	4.96	0.59	7.19	8.57	2.74	2.62	0.39	0.47	0.08
Average	39,677	33,083	3.67	86%	4.95	1.03	7.60	8.81	4.77	1.63	0.67	0.78	0.14

Service by City/Town



LIBRARY	Estimated Population	Patrons Registered	Hours Open Per Year	Library Visits	Reference Transactions	Total Circulation	Childrens Circulation
Population to 250							
Alta	60		832	4,698	289	6,547	3,873
Hyattville	90	35	208	339		1,152	236
Centennial	100		1,096	1,608		1,552	513
Granger	128	77	1,004	1,950	36	2,575	1,336
Farson	130	405	600	10,500	264	6,232	3,072
Clearmont	131	391	1,000	1,467	125	4,639	630
Pavillion	135						
Frannie	155	170	208	659	15	826	410
Elk Mountain	174	44	364	1,256	24	2,192	1,215
Rock River	189		312	864		1,332	617
Chugwater	190		100		50	1,393	286
Linch	200	22	286	321	15	722	165
Glendo	203		100		50	1,305	413
Deaver	218	100	208	372	10	469	107
Bairoil	232	67	500	1,248	1,260	3,775	2,261
Average	156	146	487	2,107	194	2,314	1,081
Population from 250 to 500							
Little Snake River	256	90	884	1,214	17	2,661	558
Edgerton	258		936	3,749		9,003	
Burns	275	72	1,716	-	920	13,120	5,641
Superior	276	474	1,032	2,970	154	3,641	1,766
Kaycee	291	466	988	2,499	149	5,330	2,157
Ten Sleep	323	520	1,872	15,263	2,951	33,159	16,387
Medicine Bow	367	89	520	1,278	33	1,425	496



Service by City/Town




LIBRARY	Estimated Population	Patrons Registered	Hours Open Per Year	Library Visits	Reference Transactions	Total Circulation	Childrens Circulation
Population from 250 to 500							
Medicine Bow	367	89	520	1,278	33	1,425	496
Meeteetse	392	459	2,080	5,000	650	10,627	5,795
Encampment	462	168	1,040	2,417	463	5,091	2,262
Sinclair	466	21	312	1,619	61	3,461	2,191
Hulett	474	715	2,086	9,427	2,000	18,110	7,073
Reliance	500	387	1,071	2,588	733	7,325	4,545
Average	362	315	1,211	4,366	739	9,413	4,443
Population from 500 to 1000							
Big Piney	514	1,701	2,136	11,284	4,081	11,742	4,280
LaBarge	539	198	1,716	6,500	1,817	11,172	3,945
Cokeville	543	577	1,820	6,500	2,514	14,284	4,569
Tongue River	676	2,861	1,750	2,800	275	12,585	3,668
Story	700	651	1,000	1,020	40	4,637	1,572
Moorcroft	834	621	1,820	3,380	1,700	9,476	2,671
Dubois	995	1,890	1,352	6,962	492	16,533	3,896
Upton	996		1,402	7,393	2,083	9,573	2,896
Average	725	1,214	1,625	5,730	1,625	11,250	3,437
Population From 1000 to 2000							
Hanna	1,010	92	-	-	-	-	-
Pine Bluffs	1,155	205	1,976	-	841	14,640	5,365
Guernsey	1,215		570		700	8,754	2,626
Sundance	1,245	1,127	1,820	30,540	5,000	25,725	3,829
Basin	1,286	1,404	1,872	27,796	437	36,633	14,081
Mountain View	1,332	2,829	1,872	11,224	982	15,776	6,192



Service by City/Town

LIBRARY	Estimated Population	Patrons Registered	Hours Open Per Year	Library Visits	Reference Transactions	Total Circulation	Childrens Circulation
Population From 1000 to 2000							
Pinedale	1,349	3,404	3,834	48,450	2,028	57,575	16,567
Wright	1,357	974	1,557	17,888	2,851	14,059	5,312
Star Valley	1,529	8,741	2,496	36,200	10,942	99,454	50,416
Lusk	1,594	1,300	2,080	13,603	1,353	22,226	8,667
Mills	1,659		1,248			605	
Saratoga	1,859	715	1,664	6,205	1,006	12,186	4,460
Greybull	1,953	374	1,300	6,407	37	14,465	2,627
Average	1,426	1,924	1,857	22,035	2,380	26,842	10,922
Population From 2000 to 5000							
Lyman	2,083	3,030	1,872	11,917	530	19,545	9,944
Lovell	2,320	541	1,508	11,771	127	20,277	7,679
Glenrock	2,338	1,916	1,924	16,323	780	27,288	9,550
Thermopolis	3,130	2,236	2,444	39,000	5,000	42,389	22,570
Newcastle	3,176		1,976	23,729	5,802	26,767	9,178
Kemmerer	3,290	4,001	2,600	15,600	12,847	63,621	30,065
Wheatland	3,457		4,370		3,650	74,327	14,600
Buffalo	3,638	5,320	3,016	98,800	15,000	194,520	49,647
Average	2,929	2,841	2,464	31,020	5,467	58,592	19,154
Population From 5000 to 10000							
Douglas	5,522	6,238	1,924	35,595	7,800	58,825	16,196
Jackson	5,762	22,377	2,886	155,882	12,873	171,327	32,476
Powell	5,875	6,395	2,106	39,199	10,595	78,139	38,140
Torrington	5,906	4,593	2,028	54,320	4,241	52,413	19,622
Worland	5,984	3,524	2,548	49,708	8,878	52,504	10,155
Lander	7,519	14,846	2,444	59,486	8,779	77,163	29,617



Service by City/Town



LIBRARY	Estimated Population	Patrons Registered	Hours Open Per Year	Library Visits	Reference Transactions	Total Circulation	Childrens Circulation
Population From 5000 to 10000							
Cody	8,847	11,617	2,106	72,300	15,600	106,646	44,290
Rawlins	8,944	6,804	2,236	20,030	752	47,264	15,733
Average	6,795	9,549	2,285	60,815	8,690	80,535	25,779
Population From 10000 to 20000							
Riverton	10,119	10,798	2,444	78,668	9,427	91,549	39,576
Evanston	11,843	13,419	2,936	77,956	8,382	79,066	29,927
Green River	13,300	14,256	2,862	52,286	2,800	123,456	42,402
Sheridan	15,004	25,440	3,456	210,800	50,400	301,305	98,506
Gillette	19,433	25,847	3,294	196,560	101,659	344,664	144,249
Rock Springs	19,798	22,164	5,018	110,604	12,181	198,049	82,139
Rock Springs		9,708	2,510	47,281	7,152	93,455	40,655
White Mountain		12,456	2,508	63,323	5,029	104,594	41,484
Average	14,916	18,654	3,335	121,146	30,808	189,682	72,800
Population Over 20000							
Laramie	26,949		2,856	92,329	8,627	172,551	59,711
Casper	49,325		3,120	220,267	46,800	318,968	109,902
Cheyenne	54,848	67,159	3,224	398,988	46,073	542,185	174,832
Average	43,707		3,067	237,195	33,833	344,568	114,815

Bold denotes county seat.

Collection by City/Town

LIBRARY	Estimated Population	Patrons Registered	Bound Materials	Audio Materials	Video Materials	Subscriptions	Total Collection
Population to 250							
Alta	60		2,769	115	-	16	2,900
Hyattville	90	35	3,000				3,000
Centennial	100		2,991	34	34	3	3,062
Granger	128	77	1,774	280	130	26	2,210
Farson	130	405	4,125	380	180	22	4,707
Clearmont	131	391	8,750	472	330	13	9,565
Pavillion	135						-
Frannie	155	170	8,000				8,000
Elk Mountain	174	44	2,343	10	19	2	2,374
Rock River	189		3,796	-	3	3	3,802
Chugwater	190		571	-	5	5	581
Linch	200	22	6,459	18	5	14	6,496
Glendo	203		1,114	12	8	5	1,139
Deaver	218	100	6,000				6,000
Bairoil	232	67	2,180	295	100	26	2,601
Average	156	146	3,848	85	7	12	3,953
Population from 250 to 500							
Little Snake River	256	90	3,729	55	52	4	3,840
Edgerton	258		4,363	7	93	941	5,404
Burns	275	72	6,706	182	-	16	6,904
Superior	276	474	2,722	350	150	22	3,244
Kaycee	291	466	12,683	251	72	29	13,035
Ten Sleep	323	520	18,916	201	368	5,705	25,190
Medicine Bow	367	89	2,288	7	31	4	2,330

Collection by City/Town

LIBRARY	Estimated Population	Patrons Registered	Bound Materials	Audio Materials	Video Materials	Subscriptions	Total Collection
Population from 250 to 500							
Meeteetse	392	459	18,939	211	300	25	19,475
Encampment	462	168	4,087	35	93	4	4,219
Sinclair	466	21	2,742	25	16	3	2,786
Hulett	474	715	10,527	103	400	21	11,051
Reliance	500	387	2,805	345	140	27	3,317
Average	362	315	7,542	148	156	567	8,413
Population from 500 to 1000							
Big Piney	514	1,701	16,723	85	143	48	16,999
LaBarge	539	198	10,807	246	442	28	11,523
Cokeville	543	577	16,093	478	444	41	17,056
Tongue River	676	2,861	17,401	163	535	19	18,118
Story	700	651	11,960	307	277	3	12,547
Moorcroft	834	621	22,389	332	318	54	23,093
Dubois	995	1,890	11,135	132	92	39	11,398
Upton	996	8,009	8,009	45	105	25	8,184
Average	725	1,214	14,315	224	295	32	14,865
Population From 1000 to 2000							
Hanna	1,010	92	4,198	13	71	-	4,282
Pine Bluffs	1,155	205	9,466	137	-	13	9,616
Guernsey	1,215	48	5,723	48	220	15	6,006
Sundance	1,245	1,127	26,597	111	325	88	27,121
Basin	1,286	1,404	36,000	270	486	54	36,810
Mountain View	1,332	2,829	13,800	139	48	53	14,040

Collection by City/Town

LIBRARY	Estimated Population	Patrons Registered	Bound Materials	Audio Materials	Video Materials	Subscriptions	Total Collection
Population From 1000 to 2000							
Pinedale	1,349	3,404	38,694	1,284	2,587	135	42,700
Wright	1,357	974	9,009	430	242	25	9,706
Star Valley	1,529	8,741	40,068	842	813	74	41,797
Lusk	1,594	1,300	26,702	47	73	51	26,873
Mills	1,659	-	2,041	-	-	-	2,041
Saratoga	1,859	715	10,300	62	109	8	10,479
Greybull	1,953	374	15,000	350	30	37	15,417
Average	1,426	1,924	18,277	339	455	50	19,121
Population From 2000 to 5000							
Lyman	2,083	3,030	14,137	142	39	72	14,390
Lovell	2,320	541	15,000	177	3	20	15,200
Glenrock	2,338	1,916	15,377	417	714	57	16,565
Thermopolis	3,130	2,236	48,759			70	48,829
Newcastle	3,176		26,554	353	521	55	27,483
Kemmerer	3,290	4,001	38,828	491	779	97	40,195
Wheatland	3,457		48,889	1,057	701	66	50,713
Buffalo	3,638	5,320	31,300	1,275	966	120	33,661
Average	2,929	2,841	29,856	559	532	70	31,016
Population From 5000 to 10000							
Douglas	5,522	6,238	42,777	826	1,458	62	45,123
Jackson	5,762	22,377	53,860	1,760	1,456	207	57,283
Powell	5,875	6,395	50,577	524	411	76	51,588
Torrington	5,906	4,593	26,836	375	366	96	27,673
Worland	5,984	3,524	52,013	594	730	5,945	59,282
Lander	7,519	14,846	78,705	736	961	145	80,547

Collection by City/Town

LIBRARY	Estimated Population	Patrons Registered	Bound Materials	Audio Materials	Video Materials	Subscriptions	Total Collection
Population From 5000 to 10000							
Cody	8,847	11,617	68,541	1,270	796	87	70,694
Rawlins	8,944	6,804	48,392	841	1,413	38	50,684
Average	6,795	9,549	52,713	866	949	832	55,359
Population From 10000 to 20000							
Riverton	10,119	10,798	80,179	1,080	751	95	82,105
Evanston	11,843	13,419	49,078	1,876	1,046	236	52,236
Green River	13,300	14,256	56,188	3,643	1,051	153	61,035
Sheridan	15,004	25,440	113,637	5,331	2,411	177	121,556
Gillette	19,433	25,847	212,253	6,556	2,318	259	221,386
Rock Springs	19,798	22,164	129,782	9,494	3,302	345	142,923
Rock Springs		9,708	68,415	3,173	1,303	184	73,075
White Mountain		12,456	61,367	6,321	1,999	161	69,848
Average	14,916	18,654	106,853	4,663	1,813	211	113,540
Population Over 20000							
Laramie	26,949		106,701	1,382	308	232	108,623
Casper	49,325		192,164	4,058	3,617	7,041	206,880
Cheyenne	54,848	67,159	164,709	9,576	8,408	296	182,989
Average	43,707		154,525	5,005	4,111	2,523	166,164

Bold denotes county seat.

From: <stacey@EricI.R.Syr.Edu>
To: LIB.LIBRARY(LROUND)
Date: Wed, May 12, 1999 2:11 PM
Subject: ERIC Reproduction Release

Dear Ms. Rounds:

I just sent you a request for one of your publications. I failed to include the reproduction release. I have included it at the end of this document. It is also available on the internet at:
<http://ericfac.piccard.csc.com/reprod.html>

Thank you.

Stacey Marovich

U.S. DEPARTMENT OF EDUCATION
 Office of Educational Research & Improvement (OERI)
 Educational Resources Information Center (ERIC)

REPRODUCTION RELEASE:

I. DOCUMENT IDENTIFICATION:

Title: *Wyoming Public Library Statistics*
 Author: *Joe French*
 Corporate Source: *Wyoming State Library*
 Publication Date: *March 1999*

II. REPRODUCTION RELEASE:

In order to disseminate as widely as possible timely and significant materials of interest to the educational community, documents announced in the monthly abstract journal of the ERIC system, Resources in Education (RIE), are usually made available to users in microfiche, reproduced paper copy, and electronic/optical media, and sold through the ERIC Document Reproduction Service (EDRS) or other ERIC vendors. Credit is given to the source of each document, and if reproduction release is granted, one of the following notices is affixed to the document.

If permission is granted to reproduce and disseminate the identified document, please CHECK ONE of the following three options and sign at the bottom of the page.

Permission is granted to the Educational Resources Information Center (ERIC) to reproduce this material in microfiche, paper copy, electronic, and other optical media (Level 1).

or

____ Permission is granted to the Educational Resources Information Center (ERIC) to reproduce this material in microfiche and in electronic media for ERIC subscribers only (Level 2A).

or

____ Permission is granted to the Educational Resources Information Center (ERIC) to reproduce this material in microfiche only (Level 2B).

Sign Here,
Please _____

Linn Rounds

Documents will be processed as indicated provided reproduction quality permits. If permission to reproduce is granted, but no box is checked, documents will be processed at Level 1.

I hereby grant to the Educational Resources Information Center (ERIC) nonexclusive permission to reproduce this document as indicated above. Reproduction from the ERIC microfiche or electronic/optical media by persons other than ERIC employees and its system contractors requires permission from the copyright holder. Exception is made for non-profit reproduction by libraries and other service agencies to satisfy information needs of educators in response to discrete inquiries.

Signature:

Linn Rounds

Position:

Publications Mgr.

Printed Name:

Linn Rounds

Organization:

Wyoming State LIBRARY

Address:

2301 Capitol Ave

Telephone Number:

307 / 777-5915

Date:

5/12/99

III. DOCUMENT AVAILABILITY INFORMATION (FROM NON-ERIC SOURCE):

If permission to reproduce is not granted to ERIC, or, if you wish ERIC to cite the availability of this document from another source, please provide the following information regarding the availability of the document. (ERIC will not announce a document unless it is publicly available, and a dependable source can be specified. Contributors should also be aware that ERIC selection criteria are significantly more stringent for documents which cannot be made available through EDRS).