

DOCUMENT RESUME

ED 426 963

SP 038 258

TITLE Illinois Teacher Salary Study 1997-1998.
INSTITUTION Illinois State Board of Education, Springfield. Dept. of Policy, Planning and Resource Management.
PUB DATE 1998-05-00
NOTE 283p.
PUB TYPE Numerical/Quantitative Data (110) -- Reports - Research (143)
EDRS PRICE MF01/PC12 Plus Postage.
DESCRIPTORS Educational Policy; Elementary Secondary Education; School District Spending; School Districts; Tables (Data); *Teacher Employment Benefits; *Teacher Salaries; Teachers
IDENTIFIERS *Illinois

ABSTRACT


This report presents data from the 1997-98 Illinois Teacher Salary Study, which has occurred annually since 1970-71. Part 1 presents Statewide Results. Part 2 offers Statewide Summary Tables by District Type and Size. Part 3 presents Individual Districts' Salary Schedule and Selected Policy/Provision Information. Part 4 includes Individual Area Vocational Centers' Salary Schedule and Selected Policy/Provision Information. Part 5 offers Individual Special Education Cooperatives' Salary Schedule and Selected Policy/Provision Information. Part 6 includes Policy Cost and Percent Board Paid for Fringe Benefits per Employee and Family. Highlights of the findings include: of Illinois' 898 regular public school districts, 97.8 percent have a teacher salary schedule; districts of larger enrollment size tend to adopt higher scheduled salaries than smaller districts; over 95 percent of Illinois school districts have a negotiated agreement; a total of 653 teacher organizations are affiliated with the Illinois Education Association, 189 are affiliated with the Illinois Federation of Teachers, and 15 are independent. Two appendixes include county names and code numbers and the Illinois Teacher Salary Study form for 1997-98. (SM)

* Reproductions supplied by EDRS are the best that can be made *
* from the original document. *

ILLINOIS TEACHER SALARY STUDY

1997 - 1998

Illinois State Board of Education Policy, Planning and Resource Management



PERMISSION TO REPRODUCE AND DISSEMINATE THIS MATERIAL HAS BEEN GRANTED BY

Karol Chaska

TO THE EDUCATIONAL RESOURCES INFORMATION CENTER (ERIC)

- U.S. DEPARTMENT OF EDUCATION
Office of Educational Research and Improvement
EDUCATIONAL RESOURCES INFORMATION CENTER (ERIC)
- This document has been reproduced as received from the person or organization originating it.
 - Minor changes have been made to improve reproduction quality.
 - Points of view or opinions stated in this document do not necessarily represent official OERI position or policy.

I L L I N O I S T E A C H E R S A L A R Y S T U D Y

1 9 9 7 - 1 9 9 8

POLICY, PLANNING AND RESOURCE MANAGEMENT

May 1998

**LOUIS MERVIS
CHAIRPERSON
STATE BOARD OF EDUCATION**

**JOSEPH A. SPAGNOLO
STATE SUPERINTENDENT
OF EDUCATION**

HIGHLIGHTS

- * Of Illinois' 898 regular public school districts, 97.8% (878) have a teacher salary schedule; 2.0% (18) have a salary policy but no schedule; and 0.2% (2) are without either a schedule or policy.
- * The statewide median scheduled salaries for beginning teachers at the bachelor's and master's degree levels are \$23,440 and \$25,826, respectively. The medians of the maximum scheduled salaries for experienced teachers at these same degree levels are \$35,100 and \$42,520, and the median for the highest scheduled salaries is \$46,063. These salaries represent annual percentage increases which range from 3.0% to 4.0%.
- * Districts of larger enrollment size tend to adopt higher scheduled salaries than smaller districts. The median of the highest scheduled salaries for districts under 500 enrollment is \$36,925, whereas the corresponding median for districts with 12,000 or more enrollment is \$64,252. Also, districts located in Cook and surrounding counties tend to have higher scheduled salaries than districts of comparable size in other geographic regions.
- * Over 95% (855) of Illinois school districts have a negotiated agreement. Districts with negotiated agreements employ about 99% of the teachers. The 43 districts without negotiated agreements employ about 1% of the teachers.
- * The teacher organization affiliation in districts with negotiation agreements is as follows: 653 teacher organizations are affiliated with the Illinois Education Association (IEA); 189 teacher organizations are affiliated with the Illinois Federation of Teachers (IFT); and 15 teacher organizations are independent.

FOREWORD

The Illinois Teacher Salary Study has been conducted annually since 1970-71 by the Illinois State Board of Education. This publication contains selected information on teacher salary policies, salary schedules, actual salaries paid, and fringe benefits.

This year's study was the responsibility of Karol K. Chaska, Policy, Planning and Resource Management, State Board of Education. Inquiries regarding this publication should be directed to the State Board of Education. The interpretations and conclusions expressed herein have been prepared by staff and do not necessarily reflect the position or policy of the State Board of Education.

TABLE OF CONTENTS

	Page
INTRODUCTION	1
PART I. STATEWIDE RESULTS	3
GUIDELINES FOR USING PARTS II, III, IV, V and VI	13
PART II. STATEWIDE SUMMARY TABLES BY DISTRICT TYPE AND SIZE	
Elementary Districts' Scheduled Salaries for Teachers	17
Secondary Districts' Scheduled Salaries for Teachers	19
Unit Districts' Scheduled Salaries for Teachers	21
Teacher Organization Affiliation in Districts with a Negotiated Agreement and Salary Schedule Development Process in Districts with No Negotiated Agreement	23
Teacher Salary Policies and Fringe Benefits	25
PART III. INDIVIDUAL DISTRICTS' SALARY SCHEDULE AND SELECTED POLICY/PROVISION INFORMATION	
Elementary Districts	
Under 500 Pupil Enrollment	28
500 - 999 Pupil Enrollment	34
1,000 - 2,999 Pupil Enrollment	38
3,000 - 5,999 Pupil Enrollment	44
6,000 - 11,999 Pupil Enrollment	46
Over 12,000 Pupil Enrollment	46

Secondary Districts	
Under 500 Pupil Enrollment	48
500 - 999 Pupil Enrollment	48
1,000 - 2,999 Pupil Enrollment	50
3,000 - 5,999 Pupil Enrollment	52
6,000 - 11,999 Pupil Enrollment	52
Over 12,000 Pupil Enrollment	52
Unit Districts	
Under 500 Pupil Enrollment	54
500 - 999 Pupil Enrollment	56
1,000 - 2,999 Pupil Enrollment	64
3,000 - 5,999 Pupil Enrollment	70
6,000 - 11,999 Pupil Enrollment	72
Over 12,000 Pupil Enrollment	72
PART IV. INDIVIDUAL AREA VOCATIONAL CENTERS' SALARY SCHEDULE AND SELECTED POLICY/PROVISION INFORMATION	74
PART V. INDIVIDUAL SPECIAL EDUCATION COOPERATIVES' SALARY SCHEDULE AND SELECTED POLICY/PROVISION INFORMATION	76
PART VI. POLICY COST AND PERCENT BOARD PAID FOR FRINGE BENEFITS PER EMPLOYEE AND FAMILY	80
SECTION A. Regular School Districts	80
SECTION B. Area Vocational Centers	125
SECTION C. Special Education Cooperatives	127
APPENDICES	
A. County Names and Code Numbers	132
B. Illinois Teacher Salary Study, 1997-98	133

TABLE OF TABLES

Table

PART I. DESCRIPTION OF STATEWIDE RESULTS

	Page
1. Minimum Salaries Mandated by State Law for Full-Time Teachers	2
2. Distribution of Districts' Beginning and Highest Scheduled Salaries	3
3. Percent of Illinois Public School Districts with Increases, Decreases, and No Change in Scheduled Salaries	3
4. Median Scheduled Salaries of Illinois Public School Districts	4
5. Mean Paid Salary for Full-Time Classroom Teachers	5
6. Mean Years Experience and Mean Paid Salary by Degree for Downstate Full-Time Classroom Teachers	5
7. Median Scheduled Salaries of Illinois Public School Districts by Enrollment Size and Geographic Region: 1997-98	6
8. Longevity Pay	7
9. Number of School Districts with Negotiated Agreements by Enrollment Size: 1997-98	9
10. Number and Affiliation of Teacher Organizations in School Districts with Negotiated Agreements	9
11. Number of School Districts without Negotiated Agreements by Enrollment Size: 1997-98	10
12. A Ten-Year Trend in Selected Salary Policies and Fringe Benefits of Illinois Public School Districts	10
13. Mean Percent of Teacher Retirement Which Is Board Paid by District Type by Size and Percent of Districts Which Consider Teacher Retirement Board Paid: 1997-98	11
14. Process by Which Districts without Negotiated Agreements Developed 1997-98 Salary Schedules	11
15. Number and Percent of Districts Offering Selected Fringe Benefits with Mean Total Cost and Mean Percent Paid by Employer: 1997-98	12

PART II. STATEWIDE SUMMARY TABLES BY DISTRICT TYPE AND SIZE

Page

16.	Elementary Districts' Scheduled Salaries for Teachers with Bachelor's Degree	17
17.	Elementary Districts' Scheduled Salaries for Teachers with Master's Degree	17
18.	Elementary Districts' Scheduled Salaries for Teachers with Master's Degree plus 30-32 Semester Hours	18
19.	Elementary Districts' Highest Scheduled and Average Paid Salaries for Teachers	18
20.	Secondary Districts' Scheduled Salaries for Teachers with Bachelor's Degree	19
21.	Secondary Districts' Scheduled Salaries for Teachers with Master's Degree	19
22.	Secondary Districts' Scheduled Salaries for Teachers with Master's Degree Plus 30-32 Semester Hours	20
23.	Secondary Districts' Highest Scheduled and Average Paid Salaries for Teachers	20
24.	Unit Districts' Scheduled Salaries for Teachers with Bachelor's Degree	21
25.	Unit Districts' Scheduled Salaries for Teachers with Master's Degree	21
26.	Unit Districts' Scheduled Salaries for Teachers with Master's Degree Plus 30-32 Semester Hours	22
27.	Unit Districts' Highest Scheduled and Average Paid Salaries for Teachers	22
28.	Teacher Organization Affiliation and Salary Schedule Development Process in Elementary Districts	23
29.	Teacher Organization Affiliation and Salary Schedule Development Process in Secondary Districts	23
30.	Teacher Organization Affiliation and Salary Schedule Development Process in Unit Districts	24
31.	Teacher Organization Affiliation and Salary Schedule Development Process in All Districts	24
32.	Teacher Salary Policies and Fringe Benefits in Elementary Districts	25
33.	Teacher Salary Policies and Fringe Benefits in Secondary Districts	26
34.	Teacher Salary Policies and Fringe Benefits in Unit Districts	26
35.	Teacher Salary Policies and Fringe Benefits in All Districts	26

TABLE OF FIGURES

Figure 1. Selected Geographic Regions of the State	7
Figure 2. Number and Percentage of Districts with Negotiated Agreements by County	8

INTRODUCTION

The adoption of a salary schedule is typically the result of formal negotiations or meetings between representatives of the local board of education and the teacher organization. Teacher/board representatives in 93% of Illinois public school districts, special education cooperatives, and area vocational centers engage in collective bargaining, either annually, biennially, or triennially. Participants in the developmental process of a salary schedule or negotiated agreement require timely information concerning trends in teacher salary schedules and fringe benefits. Therefore, the purpose of this study is twofold: first, to provide school board members, teachers, administrators, and the general public with accurate teacher salary schedule, fringe benefit, and contract provision information by school district, by special education cooperative, and by area vocational center; and second, to present a statewide analysis as a comparative basis for overall planning and decision-making.

Scheduled salaries with longevity pay included were collected for the first time in 1989-90. Scheduled salary with longevity is that which is paid beyond the schedule's last annual regular salary increase. Some districts pay longevity every few years rather than on an annual basis. Therefore, longevity pay/years does not necessarily mean that teachers receive an annual longevity step increase for each year between the last regularly scheduled increase and the maximum longevity pay/years. Teacher Retirement money is included in the longevity pay. Data are presented in Part I (Table 8) and Part II.

The information presented in this publication is taken from two sources:

1. The 1996-97 Illinois Teacher Salary Study form was completed and submitted by superintendents in all Illinois school districts, as well as by directors of special education cooperatives and area vocational centers. The scheduled salaries reported by superintendents/directors and presented in this study are for the "regular school year" (180-185 school days) for "regular teaching duties," and include the Teacher Retirement contribution. The scheduled salary summary tables presented do not include additional pay received by some teachers for (1) extra duties, (2) extended school-year employment, or (3) longevity service which is reported as a separate data item.
2. Average paid salary information is obtained from the Teacher Service Record form which is completed and submitted annually by district superintendents and directors of special education cooperatives and of area vocational centers. This salary is the compensation reported as earnings to the Teachers' Retirement System of full-time elementary, secondary and special education teachers and includes pay for (1) extra duties, (2) extended work time if these are included in the teacher's employment contract, (3) longevity service, (4) Teacher Retirement, and (5) cost of insurance benefits if it is reported to TRS as part of the teacher's paid salary. **The 1997-98 Teacher Service Record data were not available at the time of publication.**

This publication is organized into six parts:

- Part I. Description of Statewide Results
- Part II. Statewide Summary Tables by District Type and Size
- Part III. Individual Districts' Salary Schedule and Selected Policy/Provision Information
- Part IV. Individual Area Vocational Centers' Salary Schedule and Selected Policy/Provision Information
- Part V. Individual Special Education Cooperatives' Salary Schedule and Selected Policy/Provision Information
- Part VI. Policy Cost and Percent Board Paid for Fringe Benefits Per Employee and Family

Guidelines for Using Parts II, III, IV, V and VI are presented on page 13.

Table 1. MINIMUM SALARIES MANDATED BY STATE LAW FOR FULL-TIME TEACHERS*

Degree Status	Public School Teaching Experience			
	No Experience	5 Years	8 Years	13 Years
Bachelor's Degree (includes 120 semester hours)	\$10,000	\$1,000 above District's B.A. starting salary	\$1,600 above District's B.A. starting salary	\$2,750 above District's M.A. starting salary
Master's Degree (Includes 150 semester hours)	\$11,000	\$1,250 above District's M.A. starting salary	\$2,000 above District's M.A. starting salary	\$2,750 above District's M.A. starting salary

*The information was taken from the 1990 Illinois 105 ILCS 5/24-8.

PART I. STATEWIDE RESULTS

Table 2. DISTRIBUTION OF DISTRICTS' BEGINNING AND HIGHEST SCHEDULED SALARIES

Degree and Experience Levels	Lowest	25th	Median	75th	Highest
	Amount	%tile	Amount	%tile	Amount
Bachelor's Beginning 1993-94	14,003	19,231	20,601	22,837	33,517
Bachelor's Beginning 1994-95	14,691	19,896	21,350	23,647	35,489
Bachelor's Beginning 1995-96	15,379	20,565	22,050	24,280	36,075
Bachelor's Beginning 1996-97	16,067	21,250	22,717	25,000	36,475
Bachelor's Beginning 1997-98	16,005	21,902	23,440	25,625	37,026
Highest Scheduled 1993-94	20,250	33,125	39,423	47,636	80,468
Highest Scheduled 1994-95	22,100	34,455	40,951	49,608	84,749
Highest Scheduled 1995-96	23,947	35,973	42,834	51,490	86,148
Highest Scheduled 1996-97	25,515	37,260	44,585	53,284	84,662
Highest Scheduled 1997-98	25,870	38,745	46,039	54,965	88,472

Table 3. PERCENT OF ILLINOIS PUBLIC SCHOOL DISTRICTS WITH INCREASES, DECREASES, AND NO CHANGE IN SCHEDULED SALARIES

Degree and Experience Levels	Percent of Districts with Increase in Scheduled Salaries					Percent of Districts with No Changes in Scheduled Salaries					Percent of Districts with Decreases in Scheduled Salaries				
	1993-1994	1994-1995	1995-1996	1996-1997	1997-1998	1993-1994	1994-1995	1995-1996	1996-1997	1997-1998	1993-1994	1994-1995	1995-1996	1996-1997	1997-1998
	B.A. Minimum	91.0	93.7	91.8	93.7	94.9	7.9	5.4	6.2	5.0	3.9	1.1	.9	2.0	1.3
B.A. Maximum	95.5	96.9	94.2	95.0	96.5	3.4	2.2	4.2	2.7	2.3	1.1	.9	1.6	2.3	1.2
M.A. Minimum	91.1	94.3	91.4	94.1	95.4	7.3	4.4	6.1	3.9	3.0	1.6	1.3	2.5	2.0	1.6
M.A. Maximum	95.6	96.7	95.2	94.6	96.1	3.6	2.6	3.5	2.7	2.4	1.0	.7	1.3	2.7	1.5
M.A. + 30-32 Beg.	95.8	96.8	91.2	96.4	97.1	3.4	2.0	6.1	2.0	2.3	.8	1.2	2.7	1.6	.6
M.A. + 30-32 Max.	97.9	98.6	95.6	97.1	98.0	1.7	1.2	3.6	1.0	1.4	.4	.2	.8	1.9	.6
Highest Scheduled	95.7	97.0	95.0	94.7	96.7	3.4	2.3	3.3	2.5	2.1	.9	.7	1.7	2.8	1.2

Note: The percents shown above exclude districts which do not have a salary policy, districts which do not have scheduled salaries for the specified degree and experience levels, and 14 districts which had not settled at the time of publication.

Table 4. MEDIAN SCHEDULED SALARIES OF ILLINOIS PUBLIC SCHOOL DISTRICTS*

Degree and Experience Level	1990-91		1991-92		1992-93		1993-94		1994-95		1995-96		1996-97		1997-98	
	Median Salary	Inc. Over 89-90	Median Salary	Inc. Over 90-91	Median Salary	Inc. Over 91-92	Median Salary	Inc. Over 92-93	Median Salary	Inc. Over 93-94	Median Salary	Inc. Over 94-95	Median Salary	Inc. Over 95-96	Median Salary	Inc. Over 96-97
B.A. Min.	18,447	4.9%	19,200	4.1%	20,000	4.2%	20,601	3.0%	21,350	3.6%	22,050	3.3%	22,717	3.0%	23,440	3.2%
B.A. Max.	27,152	5.2%	28,355	4.4%	29,484	4.0%	30,707	4.1%	31,851	3.7%	33,030	3.7%	34,120	3.3%	35,100	2.9%
M.A. Min.	20,356	4.8%	21,200	4.1%	22,000	3.8%	22,764	3.5%	23,522	3.3%	24,277	3.2%	25,080	3.3%	25,826	3.0%
M.A. 10 Step	26,065	3.8%	27,191	4.3%	28,035	3.1%	29,146	4.0%	30,018	3.0%	31,113	3.6%	31,915	2.6%	32,932	3.2%
M.A. Max.	32,139	5.0%	33,635	4.7%	35,060	4.2%	36,510	4.1%	38,091	4.3%	39,569	3.9%	41,181	4.1%	42,520	3.3%
M.A. + Min.	23,537	5.5%	24,585	4.5%	25,435	3.5%	26,168	2.9%	26,995	3.2%	27,823	3.1%	28,513	2.5%	29,315	2.8%
M.A. + Max.	39,225	6.3%	40,924	4.3%	42,672	4.3%	44,071	3.3%	45,418	3.1%	47,098	3.7%	48,301	2.6%	50,035	3.6%
Highest	34,387	5.0%	36,200	5.3%	37,802	4.4%	39,428	4.3%	40,997	4.0%	42,855	4.5%	44,585	4.0%	46,063	3.3%

* Excludes districts which do not have scheduled salaries for the specified degree level and 14 districts which had not settled at the time of publication.

Table 5. MEAN PAID SALARY FOR FULL-TIME CLASSROOM TEACHERS*

	1992-93	% Inc.	1993-94	% Inc.	1994-95	% Inc.	1995-96	% Inc.	1996-97	% Inc.	1997-1998***% Inc.
Downstate Mean	\$37,491	5.6%	\$38,800	3.5%	\$38,884	.2%	\$40,127	3.2%	\$41,530	3.2%	3.5%
Chicago Mean	\$43,087	7.8%	\$42,125	-2.2%	\$41,627	1.2%	\$43,868	5.4%	\$45,508	3.7%	3.7%
Statewide Mean	\$38,699	6.2%	\$39,473	2.0%	\$39,445	-.1%	\$40,890	3.7%	\$42,339	3.5%	3.5%

Beginning Teachers Only

Statewide

Mean	\$25,030	12.0%	\$25,188	2.1%	\$25,619	1.7%	\$26,294	2.6%	\$26,401	.4%
------	----------	-------	----------	------	----------	------	----------	------	----------	-----

* Includes full-time elementary, secondary, and special education teachers in all districts, special education cooperatives, and area vocational centers, except 14 districts for whom 1997-98 salary data were unavailable at the time of publication.

**Starting in 1991-92, mean paid salary includes any compensation reported as earnings to the Teachers' Retirement System.

***Not currently available.

Table 6. MEAN YEARS EXPERIENCE AND MEAN PAID SALARY BY DEGREE FOR DOWNSTATE FULL-TIME CLASSROOM TEACHERS*

	1993-94**			1994-95			1995-96			1996-97			1997-98***		
	Mean		% of	Mean		% of	Mean		% of	Mean		% of	Mean		% of
	Year	Exp. Salary		Year	Exp. Salary		Year	Exp. Salary		Year	Exp. Salary		Year	Exp. Salary	
B.A.	12.2	31,711	52.5	11.0	31,957	55.2	11.2	32,919	54.9	11.4	33,971	53.9	11.4	33,971	53.9
M.A.	19.2	46,438	47.1	18.4	47,302	44.4	18.7	48,811	44.7	19.0	50,292	45.7	19.0	50,292	45.7
Ph.D.	21.8	55,764	.4	20.6	56,670	.4	21.5	58,946	.4	21.6	60,399	.4	21.6	60,399	.4

* For 1997-98, the mean years of experience include those teachers in all districts, special education cooperatives, and area vocational centers which have not agreed on salary schedules for 1997-98. However, the mean salary does not include 14 districts for which salary data were unavailable at time of publication.

**Starting in 1991-92, mean paid salary includes any compensation reported as earnings to the Teachers' Retirement System.

***Not currently available.

Note: "Mean Years Experience" represents total teaching experience reported to the Illinois State Board of Education and includes district, Illinois out-of-district, and out-of-state experience.

Table 7. MEDIAN SCHEDULED SALARIES OF ILLINOIS PUBLIC SCHOOL DISTRICTS BY ENROLLMENT SIZE AND GEOGRAPHIC REGION: 1997-98

District Size (Enrollment)	Bachelor's Degree (No. Additional Hours)			Master's Degree (No. Additional Hours)			Master's Plus 30-32 Semester Hours*			Median Highest Scheduled Salary
	Beginning Salary	Maximum Salary	Median	Beginning Salary	Maximum Salary	Median	Beginning Salary	Maximum Salary	Median	
Under 500	21,855 (17)	31,247	23,558 (20)	35,485	26,122 (21)	40,732	36,925 (21)			
500-999	22,935 (14)	33,532	25,195 (19)	40,365	27,766 (20)	46,535	43,648 (20)			
1,000-2,999	24,411 (15)	37,051	26,913 (19)	45,800	29,540 (20)	50,783	50,000 (20)			
3,000-5,999	26,087 (13)	41,102	29,330 (18)	52,965	32,854 (19)	57,920	59,936 (19)			
6,000-11,999	27,262 (13)	40,595	29,436 (17)	52,776	31,986 (18)	58,624	60,638 (19)			
12,000 & Above	27,360 (12)	41,005	30,238 (17)	54,698	34,850 (17)	60,577	64,252 (18)			
<u>Geographic Region</u>										
Northeast	26,251 (12)	39,722	29,034 (19)	52,980	32,348 (20)	58,653	59,158 (20)			
Northwest	22,049 (13)	31,994	24,561 (17)	39,357	27,939 (19)	46,947	42,426 (19)			
W. Central	22,357 (18)	33,219	24,458 (21)	37,610	26,639 (22)	44,289	39,803 (22)			
E. Central	22,135 (16)	31,811	24,312 (19)	37,261	26,830 (20)	42,598	39,876 (20)			
Southwest	24,101 (16)	37,289	26,409 (20)	43,195	28,784 (19)	47,766	44,772 (20)			
Southeast	22,700 (19)	34,594	24,203 (22)	39,075	26,220 (22)	44,014	40,328 (22)			

Note: The numbers within parentheses indicate the median number of annual increases necessary to reach the maximum and highest scheduled salaries.

* The proportion of school districts with a master's plus 30-32 semester hours provision in their salary schedule varies widely according to district size and is as follows: Under 500 (23%); 500-999 (53%); 1,000-2,999 (71%); 3,000-5,999 (76%); 6,000-11,999 (97%); above 12,000 (93%).

Table 8. LONGEVITY PAY*

Degree	Elementary Districts**			Secondary Districts**			Unit Districts**		
	% of Districts	Median Long. Pay	Median Years	% of Districts	Median Long. Pay	Median Years	% of Districts	Median Long. Pay	Median Years
B.A.	29.9	40,832	23	29.8	44,955	24	31.5	34,669	23
M.A.	38.1	50,385	25	46.2	64,588	27	35.5	40,586	24
M.A. + 30-32	24.0	58,234	26	39.4	71,122	27	18.2	45,560	24
Highest	41.8	54,398	25	48.1	71,195	27	36.2	43,119	25

* Pay beyond the schedule's last annual regular salary increase.

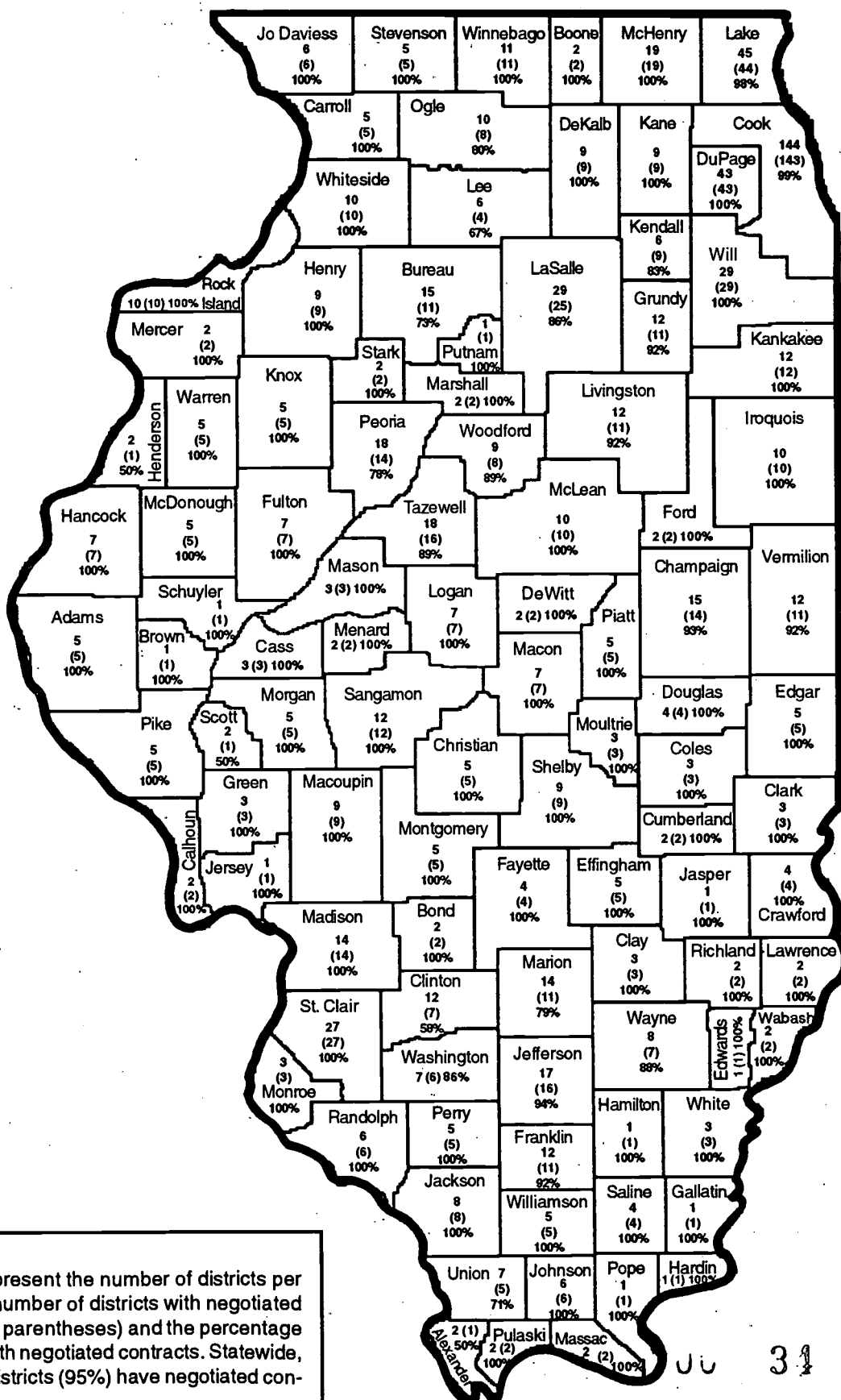
** There are a total of 388 elementary districts, 104 secondary districts, and 406 unit districts.

Figure 1: SELECTED GEOGRAPHIC REGIONS OF THE STATE*

Northeast	Northwest	West Central	East Central	Southwest	Southeast
Cook	Boone	Adams	Champaign	Bond	Alexander
DuPage	Bureau	Brown	Clark	Calhoun	Clay
Grundy	Carrroll	Cass	Coles	Clinton	Crawford
Kane	DeKalb	Christian	Cumberland	Greene	Edwards
Kankakee	Henry	Fulton	DeWitt	Jersey	Effingham
Kendall	Jo Daviess	Hancock	Douglas	Macoupin	Fayette
Lake	LaSalle	Henderson	Edgar	Madison	Franklin
McHenry	Lee	Knox	Ford	Monroe	Gallatin
Will	Marshall	Logan	Iroquois	Montgomery	Hamilton
	Mercer	Mason	Livingston	Perry	Hardin
	Ogle	McDonough	Macon	Randolph	Jackson
	Putnam	Menard	McLean	St. Clair	Jasper
	Rock Island	Morgan	Moultrie	Washington	Jefferson
	Stark	Peoria	Piatt		Johnson
	Stephenson	Pike	Shelby		Lawrence
	Whiteside	Sangamon	Vermilion		Marion
	Winnebago	Schuyler	Woodford		Massac
		Scott			
		Tazewell			
		Warren			

*This geographic organization of counties is made solely to facilitate comparative analysis of the data.

FIGURE 2
Number and Percentage of Districts
with Negotiated Agreements by County



NOTE:
The data represent the number of districts per county, the number of districts with negotiated contracts (in parentheses) and the percentage of districts with negotiated contracts. Statewide, 398 districts (95%) have negotiated contracts.



Table 9. NUMBER OF SCHOOL DISTRICTS WITH NEGOTIATED AGREEMENTS BY ENROLLMENT SIZE: 1997-98

<u>District Enrollment</u>	No. of Districts		<u>% of Districts with Agreements</u>
	<u>Districts</u>	<u>with Agreements</u>	
Under 500	248	214	86.3%
500-999	230	224	97.4%
1,000-2,999	292	291	99.7%
3,000-5,999	84	84	100.0%
6,000-11,999	30	30	100.0%
<u>12,000 & Above</u>	<u>14</u>	<u>14</u>	<u>100.0%</u>
Total	898	855	95.4%

Table 10. NUMBER AND AFFILIATION OF TEACHER ORGANIZATIONS IN SCHOOL DISTRICTS WITH NEGOTIATED AGREEMENTS

<u>School Year</u>	<u>IEA</u>	<u>IFT</u>	<u>ITA</u>	<u>IEA & IFT</u>	<u>Independent</u>	<u>Total Number</u>	<u>% Of Districts with Agreements</u>
1996-97	648	190	0	0	18	856	94.8%
1995-96	644	190	0	0	20	854	94.3%
1994-95	645	189	0	0	21	855	93.6%
1993-94	642	183	0	0	28	853	92.5%
1992-93	644	181	0	0	25	850	91.5%
1991-92	648	180	0	0	29	857	91.0%
1990-91	645	179	0	0	30	854	89.9%
1989-90	637	179	0	0	35	851	89.1%
1988-89	636	178	0	0	36	850	87.9%

Table 11. NUMBER OF SCHOOL DISTRICTS WITHOUT NEGOTIATED AGREEMENTS BY ENROLLMENT SIZE: 1997-98

District Enrollment	No. of Districts		% of Districts	
	Districts	without Signed Agreements	without Signed Agreements	without Signed Agreements
Under 500	248	32		12.9%
500-999	230	6		2.6%
1,000-2,999	292	1		.3%
3,000-5,999	84	0		0.0%
6,000-11,999	30	0		0.0%
12,000 & Above	14	0		0.0%
Total	898	39		4.3%

Table 12. A TEN-YEAR TREND IN SELECTED SALARY POLICIES* AND FRINGE BENEFITS OF ILLINOIS PUBLIC SCHOOL DISTRICTS

Salary Policies and Provisions	Percentage of Districts Reporting Policies and Provisions									
	1988-9	1989-0	1990-1	1991-2	1992-3	1993-4	1994-5	1995-6	1996-7	1997-98
A - Merit salary	3.0%	1.7%	2.1%	1.8%	2.0%	1.7%	2.0%	1.7%	1.4%	1.4%
B - Severance pay	16.8%	16.4%	16.5%	16.7%	18.3%	19.5%	19.4%	18.0%	16.3%	15.4%
C - Teachers' retirement in scheduled salary	84.1%	83.2%	80.3%	81.6%	79.9%	80.4%	78.2%	78.2%	76.6%	77.4%
D - Early retirement beyond statutory requirement	39.6%	39.8%	39.7%	41.9%	42.2%	45.3%	41.5%	37.1%	33.9%	33.6%
E - Sick leave bank	24.7%	27.1%	27.4%	29.4%	32.0%	33.4%	34.8%	36.2%	37.8%	37.9%
F - Reimbursement of college expense	48.4%	49.2%	50.1%	52.1%	53.6%	54.6%	55.2%	56.9%	59.1%	61.6%
G - Personal/emergency leave	95.4%	95.2%	95.5%	98.2%	95.5%	94.6%	95.5%	95.5%	96.8%	96.8%
H - Sick leave accumulated beyond 180 days**	38.1%	40.7%	48.2%	52.1%	59.5%	61.3%	61.7%	64.4%	68.8%	68.9%
Total number of districts	977	955	950	942	929	922	913	905	903	898

* See Appendix B for clarification of policy/provision.

** Public Act 83-713, effective September 23, 1983, allows unused sick leave to accumulate to a minimum of 180 days.

Table 13. MEAN PERCENT OF TEACHER RETIREMENT WHICH IS BOARD PAID BY DISTRICT TYPE BY SIZE AND PERCENT OF DISTRICTS WHICH CONSIDER TEACHER RETIREMENT BOARD PAID: 1997-98

District Size (Enrollment)	Elementary			Secondary			Unit		
	TRS %	# of Dist.	% of Dist.	TRS %	# of Dist.	% of Dist.	TRS %	# of Dist.	% of Dist.
Under 500	8.1	80 of 153	52.3	8.6	10 of 18	55.6	7.9	41 of 77	53.2
500-999	8.2	34 of 74	45.9	8.3	19 of 26	73.1	8.2	80 of 130	61.5
1,000-2,999	8.2	37 of 117	31.6	7.8	21 of 36	58.3	8.1	81 of 139	58.3
3,000-5,999	7.7	10 of 36	27.8	8.5	6 of 17	35.3	8.3	18 of 31	58.1
6,000-11,999	8.1	5 of 6	83.3	8.3	2 of 6	33.3	8.1	10 of 18	55.6
12,000-above	8.3	2 of 2	100.0	0	0 of 1	0	6.7	7 of 11	63.6

Table 14. PROCESS BY WHICH DISTRICTS WITHOUT NEGOTIATED AGREEMENTS DEVELOPED 1997-98 SALARY SCHEDULES

Salary Schedule Development Process	Total		% Districts	
	No. of Districts	No. Districts Reporting Process*	Reporting Process	Process
Meeting(s) between school board and superintendent based upon discussion(s) between superintendent and teachers.	898	34	3.8%	
Meetings between school board and superintendent.	898	5	.6%	

*Two districts without a salary schedule or policy are excluded.

Table 15. NUMBER AND PERCENT OF DISTRICTS OFFERING SELECTED FRINGE BENEFITS WITH MEAN TOTAL COST AND MEAN PERCENT PAID BY EMPLOYER: 1997-98

	Hospital		Life		Dental		Prescription		Disability		Cafeteria		Vision		Other	
	# of	% of	# of	% of	# of	% of	# of	% of	# of	% of	# of	% of	# of	% of	# of	% of
	Dist.	Dist.	Dist.	Dist.	Dist.	Dist.	Dist.	Dist.	Dist.	Dist.	Dist.	Dist.	Dist.	Dist.	Dist.	Dist.
Teacher-1**	726	80.8%	622	69.2%	495	5.1%	379	42.2%	126	14.0%	98	10.9%	121	13.5%	14	.1%
Teacher-2**	12	1.3%	40	4.5%	49	5.5%	1	.1%	8	.9%	7	.8%	42	4.7%	1	.1%
Family-1***	391	43.5%	56	6.2%	26	80.8%	160	17.8%	13	1.4%	26	2.9%	48	5.3%	1	.1%
Family-2***	278	30.9%	34	3.8%	192	21.4%	160	17.8%	0		41	4.6%	57	6.3%	5	.6%
	Total	%	Total	%	Total	%	Total	%	Total	%	Total	%	Total	%	Total	%
Teacher-1**	2,378	92%	80	99%	250	92%	213	94%	165	97%	2,278	92%	88	94%	1,335	99%
Teacher-2**	1,885		53		211		325		128		2,234		84		97	
Family-1***	4,504	62%	48	86%	528	66%	386	63%	6	80%	4,351	48%	152	74%	6,073	80%
Family 2***	3,614		24		454		63		0		3,367		136		2,556	

NOTE: Employer (district) cost = total cost x percent paid by employer. Family does not include employee. Premium for one fringe benefit may include the premium of another fringe benefit (i.e. health insurance may include prescription, dental, etc.).

* Less than .1%.

** Teacher-1 is when all/part of the premium is paid by the district. Teacher-2 is when the policy is offered under the district name but none of the premium is paid by the district.

*** Family-1 is when all/part of the premium is paid by the district. Family-2 is when the policy is offered under the district name but none of the premium is paid by the district.

**** Cost is included in the premium of another fringe benefit.

GUIDELINES FOR USING PARTS II, III, IV, V, AND VI

The remainder of this publication is organized into the following parts:

- Part II. Statewide Summary Tables by District Type and Size (scheduled salaries do not include longevity pay; however average contractual salary paid does include longevity pay)
- Part III. Individual Districts' Salary Schedule and Selected Policy/Provision Information
- Part IV. Individual Area Vocational Centers' Salary Schedule and Selected Policy/ Provision Information
- Part V. Individual Special Education Cooperatives' Salary Schedule and Selected Policy/ Provision Information
- Part VI. Policy Cost and Percent Board Paid for Fringe Benefits Per Member and Family

Salary, policy, and fringe benefit information in Parts II, III, and Part VI-A is organized according to district type and size for regular school districts. Information in Parts IV, V, VI-B, and VI-C is listed in county order for area vocational centers and special education cooperatives. Salary, policy, and fringe benefit information is shown separately for elementary, secondary, and unit type districts in Parts II, III, and VI-A and grouped within the following six enrollment categories:

- (1) Below 500 Enrollment
- (2) 500 - 999 Enrollment
- (3) 1,000 - 2,999 Enrollment
- (4) 3,000 - 5,999 Enrollment
- (5) 6,000 - 11,999 Enrollment
- (6) 12,000 & Above Enrollment

Part II presents statewide summary tables for the following kinds of teacher salary information:

- (1) Minimum (beginning) and maximum bachelor's degree scheduled salaries
- (2) Minimum (beginning) and maximum master's degree scheduled salaries
- (3) Minimum (beginning) and maximum master's plus 30-32 semester hours scheduled salaries
- (4) Highest scheduled salaries
- (5) School districts' salary schedule adoption dates
- (6) Teacher organization affiliation in districts with signed agreements and salary schedule development process in districts without signed agreements
- (7) Number of school districts possessing selected salary policies and fringe benefits

All tables presenting scheduled salaries show the range, 25th, 50th, and 75th percentiles. Use of these summary tables, therefore, will enable the reader to determine the relative position of any given district among all districts of the same type and comparable enrollment size.

Part III presents the salary schedule and policy/provision information listed above for each individual elementary, secondary, and unit district, respectively. After the district type and enrollment category is identified, salary and salary policy/provision information for any or all districts within that category can be determined. Within each district type and enrollment classification, school districts are listed in county-district code order--first by county and then by district.

Part IV provides salary schedule and policy/provision information for area vocational centers, and Part V provides comparable data for special education cooperatives.

Blank spaces or dashes (--) denote that the column of information either did not apply or could not be provided. The column headings for information presented in Parts III through V are described below.

1. County-District Code. The first three digits refer to the county in which the educational unit office (school district, area vocational center, or special education cooperative) is located. Appendix A on page 132 presents a listing of all county names accompanied by the respective code numbers. The last four digits refer to the district/AVC/special education coop number within the respective county.
2. Name of District, Center, or Cooperative. Each county-district code is followed by the name of the educational unit.
3. Number of Teachers. This column lists the number of full-time elementary, secondary, and special education classroom teachers reported by each educational unit on the Teacher Service Record during the fall of 1994. This number does not include part-time teachers, teacher aides, librarians, counselors, or other nonteaching personnel.
4. Teacher Salary Schedule: 1997-98. These three columns include the beginning, maximum, and longevity scheduled salaries for teachers holding (1) a bachelor's degree, (2) a master's degree plus 30-32 semester hours, and (3) a master's degree plus 30-32 semester hours, respectively. The numbers within parentheses indicate the number of annual salary increases necessary to reach the maximum salary. Also, the scheduled salary for a master's degree with 10 years of experience is presented between the columns for the master's degree and master's degree plus 30-32 semester hours. All scheduled salaries are for the "regular" calendar school year and exclude additional pay for "extra duties." These scheduled salaries include the tax-sheltered retirement contribution paid or deposited by the educational unit on behalf of the teachers to the Teachers' Retirement System.

5. County-District Code. The first column of numbers on each right-hand (odd-numbered) page repeats the county-district code for each educational unit.
6. Highest Scheduled Salary: 1997-98. This salary figure is the highest possible salary provided by each district's center's, or cooperative's schedule or policy. The number within parentheses to the left indicates the number of annual salary increases necessary to reach the highest scheduled salary. The next data item is the highest possible salary with longevity. The number within parentheses to the left indicates the number of annual salary increases necessary to reach the highest scheduled salary with longevity.
7. Increase: 1996-97 to 1997-98. These three columns present the 1996-97 to 1997-98 increase in the minimum and maximum scheduled salaries for the bachelor's degree, master's degree, and master's degree plus 30-32 semester hours. Dashes (--) in these columns indicate either (1) there was a decrease from 1996-97 to 1997-98, or (2) no scheduled salary was provided at that degree level in 1996-97 or 1997-98.
8. Highest Scheduled Salary: Degree and Semester Hours Required. This column discloses the degree status and semester hours required to reach the highest scheduled salary.
9. Average Paid Salary: 1997-98. This salary is the mean compensation reported as earnings to the Teachers' Retirement System of full-time elementary, secondary, and special education classroom teachers reported by each school district, center, or cooperative on the Teacher Service Record form. The average paid salary includes Teacher Retirement and additional pay for (1) extra duties, (2) longevity service, (3) extended work time if these are included in the teacher's employment contract, and (4) cost of insurance benefits if it is reported to TRS as part of the teacher's paid salary. Salaries of part-time teachers, teacher aides, and other nonteaching personnel are not included in this mean salary.
10. Average Years of Experience. This column provides the average years of teaching experience (total in district, out of district, out of state) for full-time classroom teachers.

11. Teachers' Retirement System. This column provides the percent of the salary that is considered board paid into Teachers' Retirement.
12. Negotiated Agreement. The "Yes" or "No" shown in this column indicates whether there is a negotiated agreement between the school board and the teacher organization.
13. Fair Share. The "Yes" or "No" shown in this column indicates whether there is a Fair Share clause in the negotiated agreement between the school board and the teacher organization.
14. Teacher Organization Affiliation. This column shows the affiliation of the local teacher organization as of February 1, 1998, for those educational units which have a negotiated agreement.

Part VI provides the total dollar costs for selected fringe benefits and the percent paid by the employer (school board). This information is given for both the individual employee/teacher and for the employee's/teacher's family. The total costs and the board-paid percents are listed for Regular School Districts (Section A), Area Vocational Centers (Section B), and Special Education Cooperatives (Section C).

RE/603PR059

PART II. STATEWIDE SUMMARY TABLES BY DISTRICT TYPE AND SIZE

Table 16. ELEMENTARY DISTRICTS' SCHEDULED SALARIES FOR TEACHERS WITH BACHELOR'S DEGREE (NO ADDITIONAL HOURS)*

ESTIMATED ENROLLMENT	NO. OF DISTRICTS	BEGINNING SALARY			NO. OF DISTRICTS	MAXIMUM SALARY				
		RANGE	25TH % TILE	50TH % TILE		75TH % TILE	RANGE	25TH % TILE	50TH % TILE	75TH % TILE
UNDER 500	147	16,005-33,833	20,380	22,115	23,853	143	22,827-55,620	28,880	31,640	35,598
500-999	72	19,239-34,748	22,632	24,688	27,069	72	24,626-58,905	32,344	38,152	42,063
1,000-2,999	116	19,440-34,800	23,603	25,148	27,360	114	27,782-59,385	35,381	38,958	44,124
3,000-5,999	33	22,442-31,915	24,625	26,059	28,957	33	29,909-57,098	37,613	41,361	47,068
6,000-11,999	6	21,576-31,306	21,873	26,629	28,772	6	29,582-45,081	36,237	40,647	44,874
12,000 & Above	2	27,955-29,313	27,955	28,634	29,313	2	45,567-53,929	45,567	49,748	53,929

Table 17. ELEMENTARY DISTRICTS' SCHEDULED SALARIES FOR TEACHERS WITH MASTER'S DEGREE (NO ADDITIONAL HOURS)*

ESTIMATED ENROLLMENT	NO. OF DISTRICTS	BEGINNING SALARY			NO. OF DISTRICTS	MAXIMUM SALARY				
		RANGE	25TH % TILE	50TH % TILE		75TH % TILE	RANGE	25TH % TILE	50TH % TILE	75TH % TILE
UNDER 500	144	17,606-39,184	21,975	24,115	26,227	142	25,870-64,070	32,225	36,195	41,448
500-999	72	19,824-42,025	25,016	27,283	29,749	72	28,000-63,709	42,867	47,013	51,645
1,000-2,999	116	22,795-40,800	25,955	27,629	30,633	114	34,469-70,455	45,570	51,240	55,794
3,000-5,999	33	24,625-37,487	27,456	28,885	32,775	33	42,830-68,067	51,347	53,308	57,452
6,000-11,999	6	23,788-34,437	23,910	29,347	31,874	6	35,084-58,855	42,277	49,890	57,652
12,000 & Above	2	31,030-35,088	31,030	33,059	35,088	2	60,383-63,662	60,383	62,023	63,662

Table 18. ELEMENTARY DISTRICTS' SCHEDULED SALARIES FOR TEACHERS WITH MASTER'S DEGREE + 30-32 SEMESTER HOURS*

ESTIMATED ENROLLMENT	NO. OF DISTRICTS	BEGINNING SALARY			NO. OF DISTRICTS	RANGE	MAXIMUM SALARY		
		25TH % TILE	50TH % TILE	75TH % TILE			25TH % TILE	50TH % TILE	75TH % TILE
UNDER 500	36	22,320-46,291	23,995	26,906	29,726	29,321-67,714	40,082	44,975	53,565
500-999	44	24,490-49,713	27,434	29,743	32,282	35,114-70,269	47,116	50,579	59,713
1,000-2,999	91	25,000-47,800	27,760	30,274	33,475	36,669-74,821	49,705	55,036	60,178
3,000-5,999	24	27,150-40,991	30,401	32,787	36,197	49,734-68,223	55,008	58,503	63,884
6,000-11,999	5	24,937-33,966	25,117	30,054	33,814	36,489-67,415	41,451	52,658	63,608
12,000 & Above	2	34,944-40,817	34,944	37,881	40,817	64,576-69,455	64,576	67,016	69,455

Table 19. ELEMENTARY DISTRICTS' HIGHEST SCHEDULED AND AVERAGE PAID SALARIES FOR TEACHERS*

ESTIMATED ENROLLMENT	NO. OF DISTRICTS	HIGHEST SCHEDULED SALARY			NO. OF DISTRICTS	RANGE	AVERAGE COMPENSATION REPORTED FOR TRS**		
		25TH % TILE	50TH % TILE	75TH % TILE			25TH % TILE	50TH % TILE	75TH % TILE
UNDER 500	143	25,870-72,572	33,478	37,520	43,150	36,489-67,415	41,451	52,658	63,608
500-999	72	28,500-72,417	46,223	50,640	56,030	64,576-69,455	64,576	67,016	69,455
1,000-2,999	115	36,669-74,821	49,993	55,036	61,206				
3,000-5,999	33	43,830-72,084	54,923	59,430	66,430				
6,000-11,999	6	36,489-70,751	45,362	56,229	68,249				
12,000 & Above	2	64,576-69,455	64,576	67,016	69,455				

* Scheduled and paid salaries for teachers were unavailable for approximately 14 districts at time of publication and, therefore, are not included.

** Data not available.

Table 20. SECONDARY DISTRICTS' SCHEDULED SALARIES FOR TEACHERS WITH BACHELOR'S DEGREE (NO ADDITIONAL HOURS)*

ESTIMATED ENROLLMENT	NO. OF DISTRICTS	BEGINNING SALARY			NO. OF DISTRICTS	RANGE	25TH % TILE	50TH % TILE	75TH % TILE	NO. OF DISTRICTS	RANGE	MAXIMUM SALARY			
		25TH % TILE	50TH % TILE	75TH % TILE								25TH % TILE	50TH % TILE	75TH % TILE	
UNDER 500	18	19,734-25,369	21,303	22,255	23,677	18	25,212-46,739	30,306	32,464	36,850	18	25,212-46,739	30,306	32,464	36,850
500-999	26	21,450-33,136	23,394	26,120	29,448	26	28,374-49,448	33,522	37,325	41,653	26	28,374-49,448	33,522	37,325	41,653
1,000-2,999	36	23,300-37,026	25,346	28,184	31,508	36	27,265-51,836	36,495	40,555	45,677	36	27,265-51,836	36,495	40,555	45,677
3,000-5,999	17	28,950-36,880	29,718	31,700	33,775	17	39,280-54,610	43,258	45,424	50,434	17	39,280-54,610	43,258	45,424	50,434
6,000-11,999	6	28,000-35,243	30,804	32,206	34,371	6	38,999-50,045	39,028	45,106	49,867	6	38,999-50,045	39,028	45,106	49,867
12,000 & Above	1	35,500-35,500	35,500	35,500	35,500	1	46,878-46,878	46,878	46,878	46,878	1	46,878-46,878	46,878	46,878	46,878

Table 21. SECONDARY DISTRICTS' SCHEDULED SALARIES FOR TEACHERS WITH MASTERS DEGREE (NO ADDITIONAL HOURS)*

ESTIMATED ENROLLMENT	NO. OF DISTRICTS	BEGINNING SALARY			NO. OF DISTRICTS	RANGE	25TH % TILE	50TH % TILE	75TH % TILE	NO. OF DISTRICTS	RANGE	MAXIMUM SALARY			
		25TH % TILE	50TH % TILE	75TH % TILE								25TH % TILE	50TH % TILE	75TH % TILE	
UNDER 500	18	20,707-28,370	22,652	24,034	25,393	18	27,495-64,105	34,170	37,440	42,489	18	27,495-64,105	34,170	37,440	42,489
500-999	26	23,974-36,580	26,397	28,574	32,230	26	36,196-70,950	43,481	45,144	53,125	26	36,196-70,950	43,481	45,144	53,125
1,000-2,999	36	25,677-40,358	28,283	30,540	34,739	36	39,356-78,410	47,357	58,213	67,328	36	39,356-78,410	47,357	58,213	67,328
3,000-5,999	17	31,197-45,645	32,803	34,484	38,287	17	57,051-76,557	63,669	68,750	72,968	17	57,051-76,557	63,669	68,750	72,968
6,000-11,999	6	30,658-39,120	33,216	35,360	37,296	6	57,331-75,772	61,701	67,394	71,930	6	57,331-75,772	61,701	67,394	71,930
12,000 & Above	1	39,050-39,050	39,050	39,050	39,050	1	76,712-76,712	76,712	76,712	76,712	1	76,712-76,712	76,712	76,712	76,712

Table 22. SECONDARY DISTRICTS' SCHEDULED SALARIES FOR TEACHERS WITH MASTERS DEGREE + 30-32 SEMESTER HOURS*

ESTIMATED ENROLLMENT	NO. OF DISTRICTS	BEGINNING SALARY			NO. OF DISTRICTS	RANGE	MAXIMUM SALARY		
		25TH % TILE	50TH % TILE	75TH % TILE			25TH % TILE	50TH % TILE	75TH % TILE
UNDER 500	6	23,342-30,941	25,787	27,997	6	29,321-69,286	34,009	44,402	52,482
500-999	20	26,498-43,112	31,739	34,508	20	41,739-74,152	47,892	50,839	61,487
1,000-2,999	33	27,545-42,950	33,227	38,220	33	46,943-83,614	53,212	66,125	72,993
3,000-5,999	16	32,317-48,098	35,006	40,878	16	64,092-82,670	68,492	74,585	76,302
6,000-11,999	6	33,236-42,644	37,634	40,503	6	66,967-81,059	68,527	74,288	77,629
12,000 & Above	1	39,050-39,050	39,050	39,050	1	83,040-83,040	83,040	83,040	83,040

Table 23. SECONDARY DISTRICTS' HIGHEST SCHEDULED AND AVERAGE PAID SALARIES FOR TEACHERS*

ESTIMATED ENROLLMENT	NO. OF DISTRICTS	HIGHEST SCHEDULED SALARY			NO. OF DISTRICTS	AVERAGE COMPENSATION REPORTED FOR TRS**		
		25TH % TILE	50TH % TILE	75TH % TILE		25TH % TILE	50TH % TILE	75TH % TILE
UNDER 500	18	29,321-69,286	34,307	44,846				
500-999	26	42,826-79,120	46,420	59,485				
1,000-2,999	36	45,203-88,472	51,095	76,075				
3,000-5,999	17	67,078-83,650	70,928	80,803				
6,000-11,999	6	73,060-83,526	74,291	81,767				
12,000 & Above	1	86,500-86,500	86,500	86,500				

* Scheduled and paid salaries for teachers were unavailable for approximately 14 districts at time of publication and, therefore, are not included.

** Data not available.

Table 24. UNIT DISTRICTS' SCHEDULED SALARIES FOR TEACHERS WITH BACHELOR'S DEGREE (NO ADDITIONAL HOURS)*

ESTIMATED ENROLLMENT	NO. OF DISTRICTS	BEGINNING SALARY			NO. OF DISTRICTS	MAXIMUM SALARY			
		RANGE	25TH % TILE	50TH % TILE		75TH % TILE	RANGE	25TH % TILE	50TH % TILE
UNDER 500	74	19,636-26,238	20,699	21,506	22,239	25,355-41,777	28,528	30,675	32,553
500-999	129	19,364-26,603	21,425	22,300	23,195	25,100-44,130	29,953	32,559	34,128
1,000-2,999	138	19,750-31,457	22,065	23,094	24,574	27,341-50,267	32,805	35,586	38,269
3,000-5,999	31	21,500-29,864	23,188	24,416	26,087	31,097-51,429	35,796	37,288	41,508
6,000-11,999	18	22,788-30,740	24,154	25,668	27,654	31,916-50,460	36,112	40,133	45,311
12,000 & Above	10	24,000-32,706	25,159	25,888	28,544	33,426-51,395	35,015	38,643	44,548

Table 25. UNIT DISTRICTS' SCHEDULED SALARIES FOR TEACHERS WITH MASTER'S DEGREE (NO ADDITIONAL HOURS)*

ESTIMATED ENROLLMENT	NO. OF DISTRICTS	BEGINNING SALARY			NO. OF DISTRICTS	MAXIMUM SALARY			
		RANGE	25TH % TILE	50TH % TILE		75TH % TILE	RANGE	25TH % TILE	50TH % TILE
UNDER 500	74	20,657-27,671	22,165	23,238	24,179	29,473-45,113	32,696	34,855	37,141
500-999	129	20,764-32,776	23,364	24,260	25,360	29,827-48,277	35,753	37,670	40,327
1,000-2,999	138	21,564-37,118	24,334	25,500	27,314	32,500-61,717	38,689	42,064	45,153
3,000-5,999	31	23,881-33,250	25,664	27,077	29,479	39,016-57,094	42,541	46,376	51,140
6,000-11,999	18	24,717-34,500	26,375	28,344	30,026	40,238-61,480	45,789	49,391	56,616
12,000 & Above	10	25,920-34,972	27,776	29,310	32,432	40,702-67,108	42,377	54,427	59,536

Table 26. UNIT DISTRICTS' SCHEDULED SALARIES FOR TEACHERS WITH MASTERS DEGREE + 30-32 SEMESTER HOURS*

ESTIMATED ENROLLMENT	NO. OF DISTRICTS	BEGINNING SALARY			NO. OF DISTRICTS	RANGE	MAXIMUM SALARY		
		25TH % TILE	50TH % TILE	75TH % TILE			25TH % TILE	50TH % TILE	75TH % TILE
UNDER 500	16	23,841	25,267	26,119	15	34,079-43,631	35,864	37,254	39,260
500-999	58	24,723	26,131	27,739	58	33,705-48,638	38,174	41,220	43,617
1,000-2,999	84	25,953	27,517	29,716	84	33,878-65,449	41,711	45,782	49,470
3,000-5,999	24	27,158	29,483	32,841	24	40,046-63,397	48,414	51,349	56,793
6,000-11,999	18	28,526	30,383	33,218	18	42,598-70,394	48,732	53,614	60,184
12,000 & Above	10	29,812	33,694	35,332	10	46,704-71,067	47,343	56,317	62,450

Table 27. UNIT DISTRICTS' HIGHEST SCHEDULED AND AVERAGE PAID SALARIES FOR TEACHERS*

ESTIMATED ENROLLMENT	NO. OF DISTRICTS	HIGHEST SCHEDULED SALARY			NO. OF DISTRICTS	AVERAGE COMPENSATION REPORTED FOR TRS**		
		25TH % TILE	50TH % TILE	75TH % TILE		25TH % TILE	50TH % TILE	75TH % TILE
UNDER 500	73	34,033	35,925	38,496				
500-999	129	37,059	40,617	43,267				
1,000-2,999	138	41,226	45,278	49,442				
3,000-5,999	31	49,177	51,209	60,244				
6,000-11,999	18	50,764	54,813	65,968				
12,000 & Above	10	56,423	61,017	66,610				

* Scheduled and paid salaries for teachers were unavailable for approximately 14 districts at time of publication and, therefore, are not included.

** Data not available.

TEACHER ORGANIZATION AFFILIATION IN DISTRICTS WITH A NEGOTIATED AGREEMENT AND SALARY SCHEDULE DEVELOPMENT PROCESS IN DISTRICTS WITH NO NEGOTIATED AGREEMENT

KEY TO SALARY SCHEDULE DEVELOPMENT PROCESS

1 = MEETING(S) BETWEEN SCHOOL BOARD AND SUPERINTENDENT BASED UPON DISCUSSION(S) BETWEEN SUPERINTENDENT AND TEACHERS.

2 = MEETING(S) BETWEEN SCHOOL BOARD AND SUPERINTENDENT.

Table 28. TEACHER ORGANIZATION AFFILIATION AND SALARY SCHEDULE DEVELOPMENT PROCESS IN ELEMENTARY DISTRICTS

ESTIMATED ENROLLMENT	NO. OF DISTRICTS	TEACHER ORGANIZATION AFFILIATION IN DISTRICTS WITH NEGOTIATED AGREEMENT		TEACHER ORGANIZATION AFFILIATION IN DISTRICTS WITH NO NEGOTIATED AGREEMENT		SALARY SCHEDULE DEVELOPMENT PROCESS IN DISTRICTS WITH NO NEGOTIATED AGREEMENT	
		IEA-NEA	IFT-AFT	INDEPENDENT	1	2	NO SCHEDULE
UNDER 500	153	78	41	4	24	4	2
500 - 999	74	46	22	2	3	1	
1,000 - 2,999	117	86	29	1	1		
3,000 - 5,999	36	30	6				
6,000 - 11,999	6	4	2				
12,000 & Above	2	2					
TOTALS	388	246	100	7	28	5	2

Table 29. TEACHER ORGANIZATION AFFILIATION AND SALARY SCHEDULE DEVELOPMENT PROCESS IN SECONDARY DISTRICTS

ESTIMATED ENROLLMENT	NO. OF DISTRICTS	TEACHER ORGANIZATION AFFILIATION IN DISTRICTS WITH NEGOTIATED AGREEMENT		TEACHER ORGANIZATION AFFILIATION IN DISTRICTS WITH NO NEGOTIATED AGREEMENT		SALARY SCHEDULE DEVELOPMENT PROCESS IN DISTRICTS WITH NO NEGOTIATED AGREEMENT	
		IEA-NEA	IFT-AFT	INDEPENDENT	1	2	NO SCHEDULE
UNDER 500	18	12	3	1	2		
500 - 999	26	20	5	1			
1,000 - 2,999	36	23	11	2			
3,000 - 5,999	17	11	6				
6,000 - 11,999	6	4	1	1			
12,000 & Above	1		1				
TOTALS	104	70	27	5	2		

Table 30. TEACHER ORGANIZATION AFFILIATION AND SALARY SCHEDULE DEVELOPMENT PROCESS IN UNIT DISTRICTS

ESTIMATED ENROLLMENT	NO. OF DISTRICTS	TEACHER ORGANIZATION AFFILIATION IN DISTRICTS WITH NEGOTIATED AGREEMENT		TEACHER ORGANIZATION AFFILIATION IN DISTRICTS WITH NO NEGOTIATED AGREEMENT		SALARY SCHEDULE DEVELOPMENT PROCESS IN DISTRICTS WITH NO NEGOTIATED AGREEMENT	
		IEA-NEA	IFT-AFT	INDEPENDENT	1	2	NO SCHEDULE
UNDER 500	77	65	9	1	2		
500 - 999	130	109	17	2	2		
1,000 - 2,999	139	119	20				
3,000 - 5,999	31	26	5				
6,000 - 11,999	18	11	7				
12,000 & Above	11	7	4				
TOTALS	406	337	62	3	4		

Table 31. TEACHER ORGANIZATION AFFILIATION AND SALARY SCHEDULE DEVELOPMENT PROCESS IN ALL DISTRICTS

TOTALS FOR ALL SCHOOL DISTRICTS	NO. OF DISTRICTS	TEACHER ORGANIZATION AFFILIATION IN DISTRICTS WITH NEGOTIATED AGREEMENT		TEACHER ORGANIZATION AFFILIATION IN DISTRICTS WITH NO NEGOTIATED AGREEMENT		SALARY SCHEDULE DEVELOPMENT PROCESS IN DISTRICTS WITH NO NEGOTIATED AGREEMENT	
		IEA-NEA	IFT-AFT	INDEPENDENT	1	2	NO SCHEDULE
	898	653	189	15	34	5	2

TEACHER SALARY POLICIES AND FRINGE BENEFITS

KEY TO SALARY POLICIES AND FRINGE BENEFITS

- | | | | |
|-----|---|-----|---|
| A = | SALARY PROGRAM BASED UPON "MERIT" OR PERFORMANCE EVALUATION OF INDIVIDUAL TEACHERS. | E = | SICK LEAVE BANK. |
| B = | SEVERANCE PAY (ADDITIONAL COMPENSATION UPON EMPLOYMENT TERMINATION). | F = | DIRECT REIMBURSEMENT (WHOLE OR PART) FOR EXPENSES INCURRED (E.G., MATERIALS ETC.) IN ACQUIRING ADDITIONAL COLLEGE CREDIT. |
| C = | BOARD-PAID OR TAX-SHELTERED TEACHERS' RETIREMENT CONTRIBUTION INCLUDED IN EXISTING SALARY SCHEDULE. | G = | PERSONAL, BUSINESS, OR EMERGENCY LEAVE WITH PAY. |
| D = | EARLY RETIREMENT PROGRAM BEYOND STATUTORY REQUIREMENT. | H = | SICK LEAVE ACCUMULATION BEYOND 180 DAYS. |

Table 32. TEACHER SALARY POLICIES AND FRINGE BENEFITS IN ELEMENTARY DISTRICTS
NUMBER OF DISTRICTS REPORTING SALARY POLICIES AND FRINGE BENEFITS

ESTIMATED ENROLLMENT	NO. OF DISTRICTS	A	B	C	D	E	F	G	H
UNDER 500	153	1	23	104	25	37	108	148	68
500-999	74	1	11	59	29	29	50	70	44
1,000-2,999	117	3	19	104	61	59	90	115	99
3,000-5,999	36		6	32	23	23	21	36	33
6,000-11,999	6	1	1	5	4	5	4	6	5
12,000 & Above	2			2		1		2	1
TOTALS	388	6	60	306	142	154	273	377	250

Table 33. TEACHER SALARY POLICIES AND FRINGE BENEFITS IN SECONDARY DISTRICTS

ESTIMATED ENROLLMENT	NO. OF DISTRICTS	NUMBER OF DISTRICTS REPORTING SALARY POLICIES AND FRINGE BENEFITS							
		A	B	C	D	E	F	G	H
UNDER 500	18		2	17	5	3	12	16	8
500-999	26	1	4	12	13	10	16	26	18
1,000-2,999	36		7	32	21	14	22	35	28
3,000-5,999	17	1	4	15	14	11	6	17	12
6,000-11,999	6		1	5	6	6	5	5	5
12,000 & Above	1			1	1		1	1	1
TOTALS	104	2	18	77	60	44	62	104	72

Table 34. TEACHER SALARY POLICIES AND FRINGE BENEFITS IN UNIT DISTRICTS

ESTIMATED ENROLLMENT	NO. OF DISTRICTS	NUMBER OF DISTRICTS REPORTING SALARY POLICIES AND FRINGE BENEFITS							
		A	B	C	D	E	F	G	H
UNDER 500	77		6	59	7	18	48	70	38
500-999	130	2	16	91	25	51	71	125	90
1,000-2,999	139	2	25	110	38	50	74	135	113
3,000-5,999	31	1	7	26	16	15	16	30	30
6,000-11,999	18		4	15	9	10	6	18	16
12,000 & Above	11		2	11	5	9	3	10	10
TOTALS	406	5	60	312	100	153	218	388	297

Table 35. TEACHER SALARY POLICIES AND FRINGE BENEFITS IN ALL DISTRICTS

TOTAL FOR ALL DISTRICTS	NO. OF DISTRICTS	NUMBER OF DISTRICTS REPORTING SALARY POLICIES AND FRINGE BENEFITS							
		A	B	C	D	E	F	G	H
	898	13	138	695	302	351	553	869	619

PART III. INDIVIDUAL DISTRICTS' SALARY SCHEDULE AND SELECTED POLICY/PROVISION INFORMATION
ELEMENTARY DISTRICTS WITH UNDER 500 ENROLLMENT

CITY-DIST	NAME OF DISTRICT	NO OF TCHRS	TEACHER SALARY SCHEDULE - 1997 - 98*		LONGEVITY	MA 10TH YEAR	MA+30-32 SCHD		
			BA SCHEDULED MIN. --- MAX.	MA SCHEDULED MIN. --- MAX.			MIN. ---	MAX.	
006-0170	OHIO COMM CONS SCHOOL DIST 17	19734	(12)25212	()	21560	(13)27495	()	23386	(13)29321
006-0840	MALDEN COMM CONS SCH DIST 84	20533	(8)23272	()	23652	(18)29815	()	26734	0
006-0920	CHERRY SCHOOL DIST 92	16755	(18)25505	()	18475	(18)27225	()	24473	0
006-0940	LADD COMM CONS SCHOOL DIST 94	20380	(17)28880	(30)	29766	(18)31663	(30)	32549	0
006-0980	DALZELL SCHOOL DISTRICT 98	19565	(16)25652	()	22391	(24)31522	()	25816	0
006-1750	LEPERTOWN C C SCH DIST 175	18991	(9)22827	()	21630	(13)25870	()	24565	0
010-1300	THOMASBORO C C SCHOOL DIST 130	20820	(11)28380	()	21456	(14)32475	(15)	33229	0
010-1420	LUDLOW C C SCHOOL DIST 142	23304	(20)30848	()	24563	(23)33238	()	27988	25822
010-1880	GIFFORD C C SCHOOL DIST 188	21150	(25)30525	()	22350	(25)31725	()	26100	23250
010-1920	PRAIRIEVIEW COMM CONS DIST 192	22691	(25)31523	(26)	33135	(25)34296	(26)	35151	0
010-2120	OGDEN COMM CONS SCH DIST 212	22174	(21)31304	()	23261	(21)33532	()	27663	0
014-0210	AVISTON SCHOOL DISTRICT 21	26848	(15)34565	(37)	36400	(19)38261	(38)	39000	0
014-0460	WILLOW GROVE SCHOOL DISTRICT 46	23228	(23)37613	()	25730	(23)40115	()	31359	0
014-0570	BARTELSO SCHOOL DISTRICT 57	23650	(16)31200	(21)	31800	(19)34050	(21)	34650	0
014-0600	GERMANTOWN SCHOOL DISTRICT 60	25467	(15)33781	(29)	37640	(21)38742	(28)	40971	0
014-0620	DAMIANSVILLE SCHOOL DISTRICT 62	0	0	()	0	0	()	0	0
014-0630	ALBERS SCHOOL DISTRICT 63	23043	(17)30435	()	25761	(22)35326	()	29674	0
014-1415	ST ROSE SCHOOL DISTRICT 14-15	27165	(34)43333	()	28604	(34)44771	()	32973	0
014-1860	NORTH WAMAC SCHOOL DISTRICT 186	25652	(26)40065	()	27984	(26)43527	()	33364	0
016-0730	EAST PRAIRIE SCHOOL DIST 73	33833	(9)41303	(12)	42653	(17)58503	(37)	67503	46291
016-0780	ROSEMONT ELEM SCHOOL DIST 78	25000	0	()	0	0	()	0	0
016-0780	PENNOYER SCHOOL DIST 79	26362	(20)41755	()	28815	(20)45640	(21)	46290	35828
016-0920	LINDOP SCHOOL DISTRICT 92	24838	(21)46206	()	27141	(21)49020	()	35413	28794
016-0930	HILLSIDE SCHOOL DIST 93	25713	(9)35554	()	28213	(15)49362	(16)	49762	31105
016-0940	KOMAREK SCHOOL DIST 94	26690	(6)33896	()	30693	(24)59519	()	41503	33096
016-1080	WILLOW SPRINGS SCHOOL DIST 108	23500	(9)28900	(28)	45318	(28)531100	(22)	41900	31100
016-1100	CENTRAL STICKNEY SCH DIST 110	25000	(14)41850	()	26900	(19)47250	()	40150	27700
016-1540	THORNTON SCHOOL DISTRICT 154	24493	(11)40355	(12)	43355	(11)43475	(12)	46475	40343
016-1545	BURNHAM SCHOOL DISTRICT 154-5	26000	(13)39520	(14)	41020	(19)48100	(20)	49600	37700
016-1720	SANDRIDGE SCHOOL DISTRICT 172	21759	(22)35019	(30)	39819	(22)36595	(30)	41395	29345
022-0340	WINFIELD SCHOOL DISTRICT 34	25557	(11)34015	(12)	34695	(14)41138	(15)	42331	36692
022-0530	BUTLER SCHOOL DISTRICT 53	30365	(10)41296	()	34920	(17)64070	(32)	67714	49495
022-0690	PUFFER HEFTY SCHOOL DIST 69	29372	(12)44058	()	34072	(19)57521	()	45283	37596
028-0620	THOMPSONVILLE SCHOOL DISTRICT 62	19775	(15)28550	(19)	31976	(19)33250	(20)	34247	27625
028-0910	AKIN COMM CONS SCHOOL DIST 91	19022	(18)29830	()	20229	(25)34870	()	27472	30337
028-1100	LOGAN COMM CONS SCH DIST 110	18750	(22)29750	(23)	30000	(22)30750	(22)	31000	24750
028-1150	EWING NORTHERN C C DISTRICT 115	23444	(17)32140	(30)	35400	(22)37574	(31)	40835	31053
032-002C	MAZON-VERONA-KINSMAN ESD 2C	23650	(28)34750	()	25525	(28)43075	()	31375	0
032-024C	NETTLE CREEK C C SCH DIST 24C	23853	(26)37984	()	25049	(26)39179	()	29940	0
032-072C	GARDNER COMM CONS SCH DIST 72C	22261	(27)42612	()	0	0	()	0	0
032-0740	SOUTH WILMINGTON CONS SCH DIST 7	20500	0	()	21500	0	()	0	0

* SALARIES INCLUDE TAX SHELTERED RETIREMENT CONTRIBUTION PAID OR DEPOSITED BY THE DISTRICT ON BEHALF OF TEACHERS TO TRS.

PART III. INDIVIDUAL DISTRICTS' SALARY SCHEDULE AND SELECTED POLICY/PROVISION INFORMATION

ELEMENTARY DISTRICTS WITH UNDER 500 ENROLLMENT

CTY-DIST	HIGHEST SCHEDULED SALARY 1996-97	LONGEVITY	INCREASE: 96-97 TO 97-98			HIGHEST MA+30-32	OEGREE & HOURS REQUIRED	AVERAGE PAID		AVERAGE YEARS EXPERIENCE 1997-98	NEGOTIATED AGREEMENT		
			MIN	MAX	MA			SALARY 1997-98	TR%*		YES/NO	FAIR/SHARE	AFFIL
006-0170	(13)29321	()	913-457	913-924	913-915	915	MA + 32			8.69	YES	YES	IFT-AFT
006-0840	(18)30967	()	545-675	784-1077		1142	MA + 16			8.69	YES	NO	IFT-AFT
006-0920	(18)27225	()	688	688-590		590	BA + 32				NO		
006-0940	(18)31663	(30)32549	815-1000	815-1500		1500	MA			8.69	NO		
006-0980	(24)31522	()	543-543	544-924		924	MA			8.69	NO		
006-1750	(13)25870	()	326-327	326-327		327	MA			8.69	NO		
010-1300	(14)33855	()	409			779	MA + 15			8.69	YES	YES	IEA-NEA
010-1420	(23)34497	()	896-1274	897-1274	897-1274	1274	MA + 32			8.67	YES	YES	IEA-NEA
010-1880	(25)32925	()	900-1525	900-1525	900-1525	1525	C.A.S.			8.69	YES	YES	IEA-NEA
010-1920	(25)36527	(26)38085	661-1014	702-1110		1175	MA + 15			8.69	YES	NO	IEA-NEA
010-2120	(21)33532	()	1304-1739	1304-1793		1793	MA			8.69	NO		
014-0210	(19)38261	(38)39000	1522-1571	1532-1595		1595	MA			8.69	NO		
014-0460	(23)40741	()	511-3574	630-3692		3722	MA + 08			8.69	YES	NO	IFT-AFT
014-0570	(19)34050	(21)34650	650-1000	650-1150		1150	MA				NO		
014-0600	(21)38742	(28)40871	326-690	326-880		880	MA			8.69	YES	NO	IFT-AFT
014-0620	()	()											
014-0630	(22)36033	()	1304-1305	1304-1304		1305	MA + 08			8.69	YES	NO	IEA-NEA
014-1415	(34)44771	()	6163-6244	6170-3642		3642	MA			8.69	NO		
014-1860	(26)43527	()	5000-1424	5224-1511		1511	MA			8.69	YES	NO	IEA-NEA
016-0730	(17)65698	(37)74698	711-1015	785-1378	973-1533	1533	MA + 32				YES	YES	IFT-AFT
016-0780	()	()									YES	NO	INOEP.
016-0790	(20)48434	(21)49084	222-352	243-385		409	MA + 27				YES	YES	IEA-NEA
016-0920	(21)53565	()	246-1790	269-486	285-2075	2075	MA + 30				YES	NO	IEA-NEA
016-0930	(15)59102	(16)59502	647-894	709-1240	782-1414	1485	MA + 45				YES	YES	IEA-NEA
016-0940	(24)61921	()	470-597	540-1048	583-1091	1091	MA + 30				YES	NO	IEA-NEA
016-1080	(09)31700	(28)45318	600	200-200		200	MA + 15			8.69	YES	YES	IFT-AFT
016-1100	(19)48450	()	0-450	0-450	0-450	450	MA + 45				YES	YES	IFT-AFT
016-1540	(11)44975	(12)47975	2884-2884	3132-3132		4632	MA + 30				YES	NO	IEA-NEA
016-1545	(21)50960	(22)52460	1000-1520	1090-1850		1960	MA + 12				YES	NO	IEA-NEA
016-1720	(22)36595	(30)41395	551-887	576-1555		1555	MA				YES	NO	IEA-NEA
022-0340	(17)48859	(18)50275	623-830	693-1005	741-1137	1192	MA + 45				YES	YES	IEA-NEA
022-0530	(17)72572	(32)77127	121-164	139-255	154		EDD-PHO			8.00	YES	YES	IEA-NEA
022-0690	(22)64862	()	204-2736		450	450	MA + 30				YES	NO	IEA-NEA
028-0620	(19)34850	(20)35895					MA + 32			8.69	YES	YES	IFT-AFT
028-0910	(25)34870	()	1522-2565	1769-3670		3430	MA				YES	NO	IFT-AFT
028-1100	(22)31250	(23)31500					MA + 16				YES	YES	IEA-NEA
028-1150	(22)37574	(31)40835	1324	2575			MA			8.69	YES	NO	IFT-AFT
032-002C	(28)44200	()	775-775	775-775		775	MA + 24			8.69	YES	YES	IEA-NEA
032-024C	(26)39179	()	1027-1027	1136-1135		1135	MA			8.69	NO		
032-072C	(27)44873	()	711-1562			1573	BA + 45			.05	YES	NO	IEA-NEA
032-0740	()	()	500	500			MA			8.00	YES	NO	IEA-NEA

* PERCENT OF TEACHERS' RETIREMENT SYSTEM MONIES WHICH ARE BOARD PAID.

ELEMENTARY DISTRICTS WITH UNDER 500 ENROLLMENT

CITY-DIST	NAME OF DISTRICT	NO OF TCHRS	TEACHER SALARY SCHEDULE - 1997 - 98*		LONGEVITY	MA 10TH YEAR	MA+30-32 SCHD		
			BA SCHEDULED MIN. --- MAX.	MA SCHEDULED MIN. --- MAX.			MIN.	MAX.	
032-0750	BRACEVILLE SCHOOL DIST 75	19396(10)24773	()	21607(10)26984	()	26381	0()	0()	
038-2750	CRESCENT CITY C C SCHOOL DIST 27	21889(14)28679	(19)29679	23489(17)31734	(19)32734	27854	0()	0()	
038-2800	MILFORD COMM CONS SCH DIST 280	19787(17)29840	(24)30319	21489(21)31543	(24)32021	25798	0()	0()	
039-0860	DESOTO CONS SCHOOL DISTRICT 86	20000(17)33500	()	22250(16)35000	()	29000	23750(21)40250	0()	
039-1300	GIANT CITY C C SCHOOL DIST 130	24682(15)34100	()	27958(18)39260	()	33609	0()	0()	
041-0020	ROME COMM CONS SCHOOL DIST 2	22391(16)28478	()	24391(24)36391	()	28891	0()	0()	
041-0030	FIELD COMM CONS SCHOOL DIST 3	23430(18)33174	(19)33717	25197(20)36023	(21)36566	30068	0()	0()	
041-0040	WOODLAWN COMM CONS SCH DIST 4	25309(23)38957	()	27683(25)42516	()	33616	0()	0()	
041-0050	OPDYKE-BELLE-RIVE CC SCH DIST 5	19500(18)28500	(19)30978	21500(20)31500	(21)36783	26000	0()	0()	
041-0060	GRAND PRAIRIE C C SCH DIST 6	18892(12)24675	(13)26821	20820(15)28049	(16)30488	25158	0()	0()	
041-0070	DODDS COMM CONS SCHOOL DIST 7	23454(17)31123	()	26073(19)34643	()	30133	0()	0()	
041-0080	INA COMM CONS SCHOOL DIST 8	17387(19)25523	()	18758(27)30320	()	22611	0()	0()	
041-0120	MCCLELLAN C C SCHOOL DIST 12	17987(15)25732	()	18856(15)26601	()	24020	0()	0()	
041-0790	SUMMERSVILLE SCHOOL DIST 79	22192(18)31213	()	24202(22)35736	()	28921	26213(26)40442	0()	
041-0820	BETHEL SCHOOL DISTRICT 82	22700(19)30500	()	24300(25)34500	()	27900	0()	0()	
(NO POLICY AND NO SCHEDULE)									
041-0990	FARRINGTON C C SCHOOL DIST 99	19930(20)32280	()	22310(24)37040	()	28710	0()	0()	
041-1140	BLUFORD C C SCHOOL DIST 114	(NEGOTIATION IN PROGRESS AS OF 02/01/98)							
044-0320	NEW SIMPSON HILL CONS DIST 32	20109(15)29348	()	21739(15)30978	()	27717	0()	0()	
044-0430	BUNCOMBE CONS SCHOOL DIST 43	24333(15)35812	()	27089(18)40863	()	33976	0()	0()	
044-0550	VIENNA SCHOOL DIST 55	(NO POLICY AND NO SCHEDULE)							
044-0640	CYPRESS SCHOOL DIST 64	20882(20)29443	()	22309(20)32225	()	26803	0()	0()	
046-2560	ST ANNE C C SCHOOL DIST 256	25348(13)34391	(20)35195	28728(17)40935	(20)41739	34772	0()	0()	
046-2580	ST GEORGE C C SCHOOL DIST 258	21000(25)32500	()	21500(25)34200	()	28300	0()	0()	
047-0660	NEWARK COMM CONS SCH DIST 66	20730(12)29574	()	23187(17)35717	()	28820	0()	0()	
047-0900	LISBON COMM CONS SCH DIST 90	21846(30)37278	()	24125(30)39557	()	28754	0()	0()	
049-0330	EMMONS SCHOOL DISTRICT 33	23500()	0	26300()	0	27950()	0	0	
049-0360	GRASS LAKE SCHOOL DIST 36	23650(13)36490	()	26487(15)41690	()	33365	0()	0()	
049-0720	RONDOUT SCHOOL DIST 72	28564(8)37664	()	33494(11)50871	()	47712	39560(11)57634	0()	
049-1060	BANNOCKBURN SCHOOL DIST 106	28325(24)55620	()	30040(24)61609	()	39825	0()	0()	
050-0560	OTTER CREEK-HYATT SCHOOL DIST 56	19500(15)25500	()	21500(15)27500	()	25500	0()	0()	
050-0650	ALLEN TWP C C SCHOOL DIST 65	20400(9)24380	()	23649(19)34452	()	28828	25089(21)38027	0()	
050-0790	TONICA COMM CONS SCH DIST 79	20203(12)25334	()	22127(21)31533	()	26402	23089(22)32495	0()	
050-0820	DEER PARK C C SCHOOL DIST 82	21011(12)26059	()	21772(16)32224	()	27651	0()	0()	
050-0950	GRAND RIDGE C C SCHOOL DIST 95	20896(11)28841	()	23821(15)35419	(27)38762	31240	0()	0()	
050-1250	OGLESBY ELEM SCH DIST 125	19223(13)29044	(15)29343	23753(19)38107	(21)38407	30552	0()	0()	
050-1350	UTICA ELEM SCHOOL DIST 135	17541(23)25755	(37)30295	18969(23)27183	(37)31724	22184	0()	0()	
050-1750	DIMMICK C C SCHOOL DIST 175	21300(13)26500	()	23460(19)31060	()	27060	0()	0()	
050-1850	WALTHAM C C SCHOOL DIST 185	22048(15)29468	(15)29763	24168(19)33708	(19)34045	28938	26288(21)36888	(21)37257	
050-1950	WALLACE C C SCHOOL DIST 185	23416(10)31611	()	26261(16)41824	(25)43768	35015	0()	0()	
050-2100	MILLER TWP CC SCH DIST 210	23043(14)35598	(35)41033	25435(15)38886	(35)43234	33505	0()	0()	
050-2300	RUTLAND C C SCHOOL DIST 230	22200(15)34956	()	23768(21)42404	(25)45348	30840	0()	0()	
050-2350	PHIR COMM CONS SCH DIST 235	18000(14)30000	()	20160(18)36360	()	28260	22320(20)40320	0()	

* SALARIES INCLUDE TAX SHELTERED RETIREMENT CONTRIBUTION PAID OR DEPOSITED BY THE DISTRICT ON BEHALF OF TEACHERS TO TRS.

ELEMENTARY DISTRICTS WITH UNDER 500 ENROLLMENT

HIGHEST SCHEDULED SALARY 1998-97

INCREASE: 96-97 TO 97-98
MA MA+30-32
MIN--MAX MIN--MAX

LONGEVITY MIN--MAX

HIGHEST SCHEDULED SALARY 1997-98

DEGREE & HOURS REQUIRED

AVERAGE PAID SALARY 1997-98

AVERAGE YEARS EXPERIENCE 1997-98

TR % *
NEGOTIATED AGREEMENT YES FAIR NO SHARE AFFIL

CTY-DIST	HIGHEST SCHEDULED SALARY 1998-97	LONGEVITY MIN--MAX	BA MIN--MAX	INCREASE: 96-97 TO 97-98 MA MA+30-32 MIN--MAX MIN--MAX	HIGHEST SCHEDULED SALARY 1997-98	DEGREE & HOURS REQUIRED	AVERAGE PAID SALARY 1997-98	AVERAGE YEARS EXPERIENCE 1997-98	TR % *	NEGOTIATED AGREEMENT YES FAIR NO SHARE AFFIL	
032-0750	(10)26984	()	596-1223	1107	---	MA + 08	---	---	.05	YES NO IEA-NEA	
038-2750	(18)32819	(19)33619	600-600	1000-1570	2455	MA + 08	---	---	---	YES NO INDEP	
038-2800	(21)31543	(24)32021	612-922	664-976	976	MA	---	---	6.38	YES NO IEA-NEA	
039-0860	(21)40250	()	500-1250	500-1250	1250	MA + 32	---	---	8.69	YES NO IEA-NEA	
039-1300	(18)40897	()	719-719	719-747	718	MA + 16	---	---	8.69	YES NO IEA-NEA	
041-0020	(26)38391	()	2604-3384	2746-3612	3655	MA + 16	---	---	8.69	YES YES IEA-NEA	
041-0030	(20)36566	(21)37110	1403-2176	1538-2376	2444	MA + 16	---	---	8.69	YES NO IEA-NEA	
041-0040	(25)43703	()	---	---	---	MA + 16	---	---	8.69	YES YES IEA-NEA	
041-0050	(20)32500	(21)37869	---	---	---	MA + 16	---	---	8.69	YES NO IEA-NEA	
041-0060	(15)28692	(16)31186	---	---	---	MA + 12	---	---	---	YES NO IEA-NEA	
041-0070	(19)34643	()	1087-1538	1087-1538	1538	MA	---	---	8.69	YES YES IEA-NEA	
041-0080	(27)30320	()	424-622	458-740	740	MA	---	---	8.69	YES NO IEA-NEA	
041-0120	(15)29601	(20)34672	775-775	774-775	775	MA	---	---	8.69	YES YES IEA-NEA	
041-0790	(26)40442	()	0-0	0-0	---	MA + 32	---	---	8.00	YES NO IEA-NEA	
041-0820	(26)35300	()	---	---	---	MA + 08	---	---	8.69	YES YES IEA-NEA	
041-0890	()	()	---	---	---	---	---	---	---	---	---
041-1140	(24)37040	()	221-1280	310-1231	1231	MA	---	---	---	---	---
044-0320	()	()	---	---	---	---	---	---	---	---	---
044-0430	(15)30978	()	761-1152	869-1261	1261	MA	---	---	8.69	YES YES IEA-NEA	
044-0550	(18)42240	()	708-1043	789-1190	1230	MA + 16	---	---	8.69	YES YES IEA-NEA	
044-0640	(20)32225	()	0-428	0-499	499	MA	---	---	---	YES NO IEA-NEA	
046-2560	(17)42022	(20)42826	22-940	560-1951	2152	MA + 08	---	---	8.69	YES NO IEA-NEA	
046-2580	(25)35800	()	1000-1900	1000-1900	2000	MA + 24	---	---	---	YES NO INDEP	
047-0860	(17)35717	()	148-148	148-148	148	MA	---	---	---	YES YES IEA-NEA	
047-0900	(30)39937	()	515-515	515-515	515	MA + 06	---	---	---	YES NO IEA-NEA	
049-0330	()	()	500	1045	1330	---	---	---	4.16	YES YES IFT-AFT	
049-0360	(15)41699	()	---	---	---	---	---	---	---	YES YES IFT-AFT	
049-0720	(11)57634	()	1360-1794	1595-2422	1884-2745	MA + 32	---	---	---	YES YES IEA-NEA	
049-1060	(24)66950	()	---	---	---	MA + 18	---	---	---	YES YES IEA-NEA	
050-0560	(15)29500	()	1158-1158	1158-1158	1158	MA + 24	---	---	---	YES YES IEA-NEA	
050-0650	(21)38027	()	500-600	583-850	618-938	MA + 30	---	---	---	YES YES IEA-NEA	
050-0790	(22)32495	()	417-1056	630-2175	2281	MA + 32	---	---	---	YES YES IFT-AFT	
050-0820	(18)36102	()	359-450	359-533	574	MA + 18	---	---	8.69	YES NO IEA-NEA	
050-0950	(16)36983	(28)40329	396-548	451-671	698	MA + 08	---	---	8.69	YES YES IEA-NEA	
050-1250	(19)38107	(21)38407	852-853	852-853	853	MA	---	---	---	YES YES IFT-AFT	
050-1350	(23)27183	(37)31724	459-459	459-459	459	MA	---	---	2.04	YES YES IFT-AFT	
050-1750	(20)33080	()	800-800	800-1200	1200	MA + 24	---	---	---	YES YES IFT-AFT	
050-1850	(21)36888	(21)37257	792-810	797-820	802-827	MA + 32	---	---	6.00	YES YES IFT-AFT	
050-1950	(16)46200	(25)48633	708-921	765-273	165	MA + 15	---	---	8.69	YES NO IEA-NEA	
050-2100	(15)38886	(35)43234	543-924	544-951	951	MA	---	---	8.69	YES YES IEA-NEA	
050-2300	(21)43188	(25)46132	200-317	216	---	MA + 16	---	---	---	YES YES INDEP	
050-2350	(20)40860	()	500-250	560-1010	620-1120	MA + 40	---	---	---	YES YES IEA-NEA	

* PERCENT OF TEACHERS' RETIREMENT SYSTEM MONIES WHICH ARE BOARD PAID.

ELEMENTARY DISTRICTS WITH UNDER 500 ENROLLMENT

CITY-DIST	NAME OF DISTRICT	TEACHER SALARY SCHEDULE - 1997 - 98*		MA SCHEDULED		LONGEVITY	YEAR	MAX.	SCHD						
		NO OF TCHRS	MIN.	MAX.	LONGEVITY					MIN.	MAX.				
052-0080	NELSON PUBLIC SCHOOL DIST 8		(NO POLICY AND NO SCHEDULE)												
052-2200	STEWART ELEM SCHOOL DIST 220	16005(30)	28628	(31)	30918	17606	(25)	26408	(25)	28520	20774	0	()	0	()
053-4250	ROOKS CREEK C C SCH DIST 425	20550(11)	25688	()	---	22708	(15)	22900	()	---	27332	0	()	0	()
053-4260	CORNELL C C SCH DIST 426	(NEGOTIATION IN PROGRESS AS OF 02/01/98)													
053-4350	ODELL COMM CONS SCHOOL DIST 435	21209(11)	27059	(12)	28192	22625	(15)	30604	(16)	31814	27413	0	()	0	()
053-4380	SAUNEMIN C CONSOL SCH DIST 438	21150()	0	()	---	22950	()	0	()	---	0	0	()	0	()
054-0610	CHESTER-EAST LINCOLN CCS DIST 61	22174(18)	34547	(19)	34764	24835	(22)	39958	(23)	40392	31022	0	()	0	()
054-0880	NEW HOLLAND-MIDDLETOWN E DIST 88	19500(23)	28470	()	---	21000	(24)	30735	()	---	24510	0	()	0	()
054-0920	WEST LINCOLN-BROADWELL E S D #92	22100(24)	31245	()	---	24100	(24)	33245	()	---	27529	0	()	0	()
058-0010	RACCOON CONS SCHOOL DIST 1	21117(19)	32970	()	---	22733	(21)	36458	()	---	28349	0	()	0	()
058-0020	KELL CONSOLIDATED SCHOOL DIST 2	20148(7)	23722	()	---	0	(25)	32718	()	---	0	0	()	0	()
058-0070	IUKA COMM CONS SCHOOL DIST 7	25231(15)	32978	()	---	27360	(17)	36585	()	---	32601	0	()	0	()
058-0100	SELMAVILLE C C SCH DIST 10	20000(22)	33860	()	---	21600	(24)	36090	()	---	27270	0	()	0	()
058-1220	ODIN SCHOOL DIST 122	24358(20)	33991	(21)	34391	24958	(20)	34441	(21)	34991	29103	0	()	0	()
058-1330	CENTRAL CITY SCHOOL DIST 133	23387(18)	34936	()	---	24706	(19)	39927	()	---	31689	0	()	0	()
063-0180	RILEY C C SCHOOL DIST 18	25454(18)	35801	()	---	27754	(27)	45866	()	---	33789	0	()	0	()
063-0360	HARRISON SCHOOL DISTRICT 36	22250(13)	30600	()	---	24450	(17)	35700	()	---	30050	26650	(24)	43150	(26)
071-1440	KINGS CONSOLIDATED SCH DIST 144	19200(24)	34200	()	---	20600	(24)	35600	()	---	26225	0	()	0	()
071-1610	CRESTON COMM CONS SCHOOL DIST 16	20217(10)	24130	()	---	21848	(17)	28804	()	---	25761	0	()	0	()
071-2690	ESWOOD C C DISTRICT 269	19637(12)	26410	()	---	21676	(16)	32178	()	---	27071	0	()	0	()
072-0620	PLEASANT VALLEY SCH DIST 62	24500()	36880	(25)	49087	26000	()	43700	(25)	58165	0	27200	()	49900	(25)
072-0630	NORWOOD ELEM SCHOOL DIST 63	24350(16)	33700	(29)	38000	25800	(20)	37300	(27)	41000	30800	0	()	0	()
072-0680	BARTONVILLE SCHOOL DIST 66	22920(9)	28400	()	---	25800	(13)	35160	()	---	32280	0	()	0	()
072-0680	OAK GROVE SCHOOL DIST 68	25020(21)	36840	()	---	28870	(23)	42050	()	---	32570	0	()	0	()
072-0690	PLEASANT HILL SCHOOL DIST 69	22729(25)	33219	()	---	24836	(25)	36299	()	---	29135	0	()	0	()
072-0700	MONROE SCHOOL DIST 70	23600(16)	33956	()	---	25266	(19)	38920	()	---	31004	26442	(19)	40731	()
072-3160	LIMESTONE WALTERS C C S DIST 316	25502(24)	36888	()	---	28053	(29)	41884	()	---	32210	0	()	0	()
072-3280	HOLLIS CONS SCHOOL DIST 328	23500(20)	35100	()	---	25140	(28)	41380	()	---	30940	26780	(28)	43020	()
073-0050	TAWAROA SCHOOL DIST 5	22283(20)	33152	()	---	24457	(20)	35326	()	---	29348	0	()	0	()
073-2040	COMMUNITY CONS SCH DIST 204	23355(14)	30203	()	---	25203	(21)	35475	()	---	29605	0	()	0	()
079-1340	PRAIRIE DU ROCHER C C S D 134	20217(15)	29674	(25)	28300	21739	(15)	31196	(25)	29705	27413	0	()	0	()
081-0290	HAMPTON SCHOOL DISTRICT 29	21320(18)	36670	()	---	23026	(18)	38376	()	---	30701	24731	(18)	40082	()
081-0360	CARBON CLIFF-BARSTOW SCH DIST 36	21577(10)	31284	(19)	32098	24168	(14)	38189	(19)	39003	33875	0	()	0	()
082-0300	ST LIBORY CONS SCH DIST 30	18556(20)	29710	()	---	20078	(20)	31232	()	---	25097	0	()	0	()
082-0850	SHILOH VILLAGE SCHOOL DIST 85	23766(28)	45478	()	---	26372	(28)	48085	()	---	32235	0	()	0	()
082-1040	CENTRAL SCHOOL DIST 104	23350(14)	33300	()	---	25450	(22)	41250	()	---	32800	0	()	0	()
082-1160	HIGH MOUNT SCHOOL DIST 116	24984(19)	39686	(20)	40226	27896	(21)	44146	(22)	44686	34860	29837	(21)	46087	(22)
082-1300	SWITHTON C C SCHOOL DIST 130	19168(20)	36206	()	---	20659	(21)	37697	()	---	28326	0	()	0	()
082-1810	SIGNAL HILL SCH DIST 181	20705(21)	43907	()	---	22130	(21)	45332	()	---	30201	23180	(21)	46382	()
087-0100	TOWER HILL C C SCHOOL DISTRICT 1	20054(30)	31196	()	---	20707	(30)	33478	()	---	24375	0	()	0	()
087-0110	COWDEN-HERRICK ELEM C C DIST 11	21908(20)	29448	(22)	29848	22669	(25)	33469	(26)	33869	26557	0	()	0	()
090-0850	ROBEIN SCHOOL DISTRICT 85	22908(14)	31246	(38)	39676	25657	(21)	38164	(38)	44732	31017	27031	(23)	40730	(38)

* SALARIES INCLUDE TAX SHELTERED RETIREMENT CONTRIBUTION PAID OR DEPOSITED BY THE DISTRICT ON BEHALF OF TEACHERS TO TRS.

ELEMENTARY DISTRICTS WITH UNDER 500 ENROLLMENT

CTY-DIST	HIGHEST SCHEDULED SALARY 1996-97	LONGEVITY	INCREASE: 96-97 TO 97-98		HIGHEST SCHEDULED	OEGREE & HOURS REQUIRED	AVERAGE PAID		AVERAGE YEARS EXPERIENCE 1997-98	NEGOTIATED AGREEMENT	
			BA MA	MA+30-32			1997-98	1997-98		YES FAIR	NO SHARE AFFIL
052-0080	()	()									
052-2200	(34) 42320	(34) 46000	4273	2571	2571	MA + 24			8.00	NO	NO
053-4250	(15) 30928	()	800	204		MA + 16				NO	NO
053-4260	()	()				MA + 16				YES	NO
053-4350	(20) 33911	(21) 35193	916-416	416	416	MA + 20			6.38	YES	NO
053-4380	()	()	1150	1150		MA + 16				YES	NO
054-0610	(24) 42663	(25) 43315	1556-5067	2361-8623	1328	MA + 48				YES	NO
054-0880	(24) 31110	()				MA + 16			8.69	YES	YES
054-0920	(24) 33245	()	800-1109	800-1109	1109	MA			8.69	YES	NO
058-0010	(21) 36458	()	111-1115	166-1233	1233	MA				YES	YES
058-0020	(25) 32718	()	2148	1909	1909	MA				NO	NO
058-0070	(17) 37316	()	495-862	1190-1586	1959	MA + 16			8.00	YES	YES
058-0100	(24) 37520	(25) 41087	990-990	990-990	1620	MA + 16				YES	NO
058-1220	(20) 34441	(21) 34991	953-1351	953-1201	1201	MA				NO	NO
058-1330	(21) 41993	()	387-579	409-661	696	MA + 24				YES	YES
063-0180	(29) 49510	()	861-1211	938-1551	2325	C. A. S.				YES	NO
063-0360	(24) 43150	(26) 49400	500-500	700-700	900-900	MA + 32			8.69	YES	NO
071-1440	(25) 36300	()				MA + 16				YES	YES
071-1610	(21) 32201	()	217	218	571	MA + 24			8.69	NO	NO
071-2690	(20) 36407	()	385-518	425-632	714	MA + 08				NO	NO
072-0620	() 49900	(25) 66417	700-1180	700-1400	1600	MA + 30				NO	NO
072-0630	(20) 38519	(31) 43000	584-700	600-800		MA + 15			8.69	YES	YES
072-0660	(15) 38040	()	700-1186	916-1618	1834	MA + 16				YES	YES
072-0680	(23) 43080	()	1200-1420	1200-1680	1770	MA + 15				NO	NO
072-0690	(25) 36299	()	663-1392	724-1521	1521	MA				YES	YES
072-0700	(19) 40731	()	1000-1438	1070-1649	1121-1726	MA + 30				YES	NO
072-3160	(29) 43159	()				MA + 15				NO	NO
072-3280	(28) 43020	()	1308-1308	1308-1308	1308	MA + 30				NO	NO
073-0050	(20) 35326	()	544-1087	544-1087	1087	MA				YES	NO
073-2040	(23) 37758	()	1165-676	1279-1768	1769	MA + 24				YES	NO
079-1340	(15) 32283	(25) 30400	0-0	0-0	326	MA + 16			8.69	YES	YES
081-0290	(18) 40082	()	820-1410	886-1476	1542	MA + 30				YES	NO
081-0360	(14) 38189	(19) 39003	1145	1720-2230	2230	MA			8.50	YES	YES
082-0300	(20) 31232	()	256-410	278-432	432	MA				YES	NO
082-0850	(28) 48736	()	736-2320	817-2401	2421	MA + 12				YES	YES
082-1040	(26) 44000	()	1000-1950	1000-2400	2550	MA + 16				YES	NO
082-1160	(21) 46087	(22) 46627	1414-2210	1579-2550	1689-2660	MA + 32			8.69	YES	YES
082-1300	(21) 38443	()	643-1214	693-1265	1290	MA + 16				YES	NO
082-1810	(21) 48182	()	585-1323	710-1448	1698	EDD-PHO			8.69	YES	YES
087-0100	(30) 33478	()	163-2473	218-2853	2853	MA				YES	NO
087-0110	(25) 33904	(26) 34304	650-650	650-650	650	MA + 16				YES	NO
090-0850	(23) 40730	(38) 46785	408	1201	1596	MA + 32			8.69	YES	NO

* PERCENT OF TEACHERS' RETIREMENT SYSTEM MONIES WHICH ARE BOARD PAID.

ELEMENTARY DISTRICTS WITH UNDER 500 ENROLLMENT

CTY-DIST	NAME OF DISTRICT	TEACHER SALARY SCHEDULE - 1997 - 98*		MA SCHEDULED		LONGEVITY	MA 10TH YEAR	MA+30-32 SCHD		LONGEVITY
		NO OF TCHRS	MIN. --- MAX.	MIN. --- MAX.	MIN. --- MAX.			MIN. --- MAX.		
090-0980	RANKIN COMMUNITY SCHOOL DIST 98	21848	(31)35393	()	23409	(31)37922	()	27623	()	()
090-1370	SOUTH PEKIN SCHOOL DIST 137	20698	(24)40039	()	22309	(24)41651	()	29562	()	()
090-6060	SPRING LAKE C C SCH DIST 606	22079	(25)31129	()	25229	(25)34279	()	28487	()	()
091-0160	LICK CREEK C C SCH DISTRICT 16	21384	(12)24300	()	21924	(15)26055	()	24403	()	()
091-0430	JONESBORO C C SCHOOL DIST 43	24150	(20)36010	()	25200	(24)40793	()	30949	()	()
092-0610	ARMSTRONG-ELLIS CONS SCH DIST 61	21660	(27)35453	()	22662	(27)36475	()	27279	()	()
095-0010	OAKDALE C C SCHOOL DISTRICT 1	19487	(14)25560	()	20796	(14)26868	()	24699	()	()
095-0110	IRVINGTON C C SCH DISTRICT 11	23535	(23)33544	()	24835	(23)35284	()	29518	()	()
095-0150	ASHLEY C C SCH DISTRICT 15	22304	(15)30065	()	24348	(17)34130	()	29239	()	()
095-0290	HOYLETON CONS SCH DISTRICT 29	22256	(20)23692	(21)31000	23403	(20)30861	(21)32112	27394	()	()
096-0060	NEW HOPE C C SCHOOL DIST 6	20480	(17)27280	()	23480	(23)37280	()	28880	()	()
096-0140	GEFF C C SCHOOL DISTRICT 14	17492	(27)26828	()	18882	(27)28217	()	21993	()	()
096-0170	JASPER COMM CONS SCHOOL DIST 17	20675	(19)29225	()	21675	(29)34725	()	25725	()	()
096-0190	MERRIAM COMM CONS SCHOOL DIST 19	19101	(26)31094	(27)36636	20599	(26)32532	(27)33074	24154	()	()
098-0120	EAST COLOMA SCHOOL DIST 12	23505	(9)32496	()	26796	(24)48774	()	38431	()	()
098-0140	RIVERDALE SCHOOL DIST 14	19124	(9)26441	(29)28693	21563	(14)32945	(29)39467	28880	()	()
098-1450	MONTMORENCY C C SCH DIST 145	20923	(25)34315	()	24271	(25)41847	()	32641	()	()
099-070C	LARAWAY C C SCHOOL DIST 70C	24739	(22)43330	(29)46175	26810	(25)52979	(29)56512	30448	27457	(26)56339
099-0810	UNION SCHOOL DIST 81	21008	(25)35207	(26)36343	22145	(25)36343	(26)37478	27257	23279	(25)37478
099-0840	ROCKDALE SCHOOL DISTRICT 84	21579	(26)41464	()	22365	(29)44747	()	27967	()	()
099-088A	RICHLAND SCHOOL DIST 88A	25378	(26)42423	()	27362	(27)47625	()	34655	29391	(27)50924
099-0880	CHANEY-MONGE SCH DISTRICT 88	24697	(27)48584	(28)49784	26886	(30)53172	(31)54672	36372	28531	(30)54818
099-0890	FAIRMONT SCHOOL DISTRICT 89	(NEGOTIATION IN PROGRESS AS OF 02/01/98)								
099-0900	TAFT SCHOOL DISTRICT 90	24628	(5)27553	()	26668	(5)29668	()	0	()	()
099-2030	ELWOOD C C SCH DIST 203	20516	(14)32840	(26)43590	22619	(19)38464	()	30541	()	()
101-1330	PRAIRIE HILL C C SCH DIST 133	23350	(17)38823	(18)40764	28113	(20)46316	(21)48631	36306	33847	(20)52051
101-1340	SHIRLAND C C SCHOOL DIST 134	21400	(16)31640	()	23900	(20)36700	()	29660	()	()
102-0020	RIVERVIEW C C SCHOOL DISTRICT 2	22115	(9)26715	()	23990	(34)42340	()	28590	25115	(34)43465
ELEMENTARY DISTRICTS WITH 500 - 999 ENROLLMENT										
006-0990	SPRING VALLEY C C SCH DIST 99	21112	(17)30856	()	24575	(18)34803	()	28928	26814	(18)37042
010-1690	ST JOSEPH C C SCHOOL DIST 169	22630	(16)32980	()	24660	(20)38405	()	30785	()	()
014-0120	BREESE SCHOOL DISTRICT 12	27092	(16)34728	(19)35461	27961	(30)42917	()	33152	()	()
016-0290	SUNSET RIDGE SCHOOL DIST 29	28097	(14)54228	()	29678	(14)58506	()	42241	31292	(14)63083
016-0310	WEST NORTHFIELD SCHOOL DIST 31	32994	(14)48726	()	37080	(17)58992	(28)64492	44231	41269	(18)65376
016-0370	AVOCA SCHOOL DIST 37	30933	(17)58905	(20)62616	33407	(17)63709	(20)67420	44540	35881	(17)68513
016-0380	KENILWORTH SCHOOL DIST 38	31340	(8)42040	()	33920	(13)54118	()	47034	()	()
016-0670	GOLF ELEM SCHOOL DIST 67	32136	(11)42325	(12)43925	39320	(17)60012	(18)63262	44921	()	()
016-0700	MORTON GROVE SCHOOL DIST 70	34748	(12)44363	(26)50333	42025	(17)59040	(26)62865	49303	49713	(17)66420
016-0710	NILES ELEM SCHOOL DIST 71	34210	(9)42160	(33)48960	41150	(16)59390	(33)66190	49000	47990	(16)65730
016-0720	SKOKIE FAIRVIEW SCHOOL DIST 72	(NEGOTIATION IN PROGRESS AS OF 02/01/98)								
016-0800	NORRIDGE SCHOOL DIST 80	(NEGOTIATION IN PROGRESS AS OF 02/01/98)								

* SALARIES INCLUDE TAX SHELTERED RETIREMENT CONTRIBUTION PAID OR DEPOSITED BY THE DISTRICT ON BEHALF OF TEACHERS TO TRS.

ELEMENTARY DISTRICTS WITH UNDER 500 ENROLLMENT

CTY-DIST	HIGHEST SCHEDULED SALARY 1996-97	LONGEVITY	INCREASE: 98-97 TO 97-98		HIGHEST MA+30-32 MAX SCHEDULED	DEGREE & HOURS REQUIRED	AVERAGE PAID SALARY 1997-98		AVERAGE YEARS EXPERIENCE 1997-98	NEGOTIATED AGREEMENT		
			BA MIN	MA MAX			TR %	FAIR SHARE		YES	NO	FAIR SHARE
090-0880	(31)39608	()	---	---	---	MA + 16	---	---	8.69	YES	NO	IFT-AFT
090-1370	(24)42458	()	218-1907	294-1984	2021	MA + 15	---	---	8.69	YES	NO	IFT-AFT
090-0600	(25)34279	()	2454-1792	2850-2007	2007	MA	---	---	8.69	YES	NO	IFT-AFT
091-0180	(15)26055	()	540-540	540-540	540	MA	---	---	8.69	NO	NO	---
091-0430	(24)42053	()	1150-1715	1200-1943	2003	MA + 24	---	---	2.17	NO	NO	---
092-0810	(27)36475	()	460-1253	482-1275	1275	MA	---	---	8.69	YES	NO	IEA-NEA
095-0010	(14)26888	()	588-745	608-782	782	MA	---	---	8.69	YES	NO	IEA-NEA
095-0110	(23)35284	()	535-1144	635-1244	1244	MA	---	---	8.69	YES	NO	IEA-NEA
095-0150	(17)34130	()	316-838	1275-2381	2381	MA	---	---	8.69	YES	NO	IEA-NEA
095-0290	(20)30861	(21)32112	0	---	---	MA	---	---	8.69	YES	NO	IEA-NEA
096-0060	(23)37280	()	405-805	405-2245	2245	MA	---	---	8.69	YES	NO	IEA-NEA
096-0140	(27)28911	()	174-445	214-488	506	MA + 16	---	---	8.69	YES	NO	IEA-NEA
096-0170	(29)34725	()	600-600	600-600	600	MA	---	---	8.69	YES	NO	IEA-NEA
096-0190	(26)32532	(27)33074	499-380	600-421	421	MA	---	---	8.69	YES	YES	IEA-NEA
098-0120	(24)51359	()	1680-1396	2189-1905	2635	MA + 24	---	---	8.69	YES	YES	IEA-NEA
098-0140	(14)34572	(29)41093	---	1417-4909	1800	MA + 24	---	---	8.69	YES	NO	IEA-NEA
098-1450	(25)43521	()	162-1098	188-325	338	MA + 16	---	---	8.69	YES	YES	IEA-NEA
098-070C	(26)56339	(29)58234	485-1057	528-1292	3055	MA + 30	---	---	8.69	YES	YES	IEA-NEA
099-0810	(25)37478	(26)38614	261-808	306-852	895	MA + 30	---	---	8.69	YES	NO	IEA-NEA
099-0840	(29)45975	()	1807-1786	1895-2582	2633	EDD-PHD	---	---	8.69	YES	NO	IEA-NEA
099-088A	(27)50924	()	0-2741	10-2175	2286	MA + 30	---	---	8.00	YES	YES	IEA-NEA
099-0880	(30)54818	(31)56318	0-2310	107-2530	186-2610	MA + 30	---	---	8.00	YES	NO	IEA-NEA
099-0890	()	()	---	---	---	MA + 32	---	---	8.00	YES	YES	IEA-NEA
099-0900	(05)30688	()	453-707	690----	---	MA + 20	---	---	8.00	YES	NO	IEA-NEA
099-2030	(18)38464	(26)43590	1375-494	1375-494	494	MA + 30	---	---	8.00	YES	NO	IEA-NEA
101-1330	(20)52051	(21)54653	350-6995	---	3939	MA + 32	---	---	8.69	YES	YES	IEA-NEA
101-1340	(21)37985	()	400-1040	600-1400	1490	MA + 10	---	---	8.00	YES	NO	IEA-NEA
102-0020	(34)43485	()	715-715	1090-6590	7340	BA + 60	---	---	8.00	YES	NO	IEA-NEA

ELEMENTARY DISTRICTS WITH 500 - 999 ENROLLMENT

006-0990	(18)37042	()	30-399	32-423	31-422	MA + 32	---	---	8.69	YES	YES	IEA-NEA
010-1690	(20)39875	()	505-1180	505-1450	1480	MA + 16	---	---	8.69	YES	YES	IEA-NEA
014-0120	(30)43152	()	1533-1533	1532-1533	1533	MA + 16	---	---	8.69	NO	NO	---
018-0290	(14)63083	()	0-0	0-0	0-0	MA + 30	---	---	8.69	YES	YES	IEA-NEA
018-0310	(18)67470	(28)72970	694-1028	780-1242	869-1376	EDD-PHD	---	---	8.69	YES	YES	IEA-NEA
018-0370	(17)69684	(20)73425	457-1237	493-1237	529-1237	MA + 45	---	---	8.00	YES	NO	IEA-NEA
018-0380	(13)56087	()	0-1617	0	---	MA + 15	---	---	8.00	YES	NO	IEA-NEA
018-0870	(17)65946	(18)69196	936	1145-1773	---	MA + 24	---	---	8.00	YES	YES	IEA-NEA
018-0700	(17)66420	(26)70245	848-1083	1025-1440	1213-1620	MA + 30	---	---	8.00	YES	YES	IEA-NEA
018-0710	(16)65730	(33)72530	710-870	850-1230	990-1360	MA + 30	---	---	8.00	YES	YES	IEA-NEA
018-0720	()	()	---	---	---	MA + 30	---	---	8.00	YES	YES	IEA-NEA
018-0800	()	()	---	---	---	MA + 24	---	---	8.00	YES	NO	IEA-NEA

* PERCENT OF TEACHERS' RETIREMENT SYSTEM MONIES WHICH ARE BOARD PAID.

ELEMENTARY DISTRICTS WITH 500 - 999 ENROLLMENT

CTY-DIST	NAME OF DISTRICT	NO OF TCHRS		TEACHER SALARY SCHEDULE - 1997 - 98*		MA SCHEDULED		LONGEVITY	MA 10TH YEAR	MA+30-32 SCHD		LONGEVITY
		MIN.	MAX.	MIN.	MAX.	MIN.	MAX.			MIN.	MAX.	
016-0845	RHODES SCHOOL OIST 84-5	20421	(9)30780	()----	24585(23)57784	(26)58797	34815	()----	28713(23)81927	()----	28713(23)81927	()----
016-0855	RIVER GROVE SCHOOL DIST 85-5	20553	(9)29093	()----	24009(22)48187	()----	33707	()----	26039(22)50415	()----	26039(22)50415	()----
016-0860	UNION RIDGE SCHOOL DIST 88	28705	(9)34577	()----	32250(21)50940	(22)52980	38358	()----	36238(24)58852	(25)81591	36238(24)58852	()----
016-0950	BROOKFIELD SCHOOL DIST 95	23490	(13)33759	()----	28548(23)49184	()----	34633	()----	28297(23)50912	()----	28297(23)50912	()----
016-1060	LAGRANGE HIGHLANDS SCH DIST 108	26528	(11)37922	()----	29504(16)48272	()----	40061	()----	32031(23)80087	()----	32031(23)80087	()----
016-1070	PLEASANTDALE SCHOOL DIST 107	24970	(9)37236	()----	28308(23)58970	(24)60149	42730	()----	0() 0	()----	0() 0	()----
016-1250	ATWOOD HEIGHTS DISTRICT 125	23655	(21)45349	()----	25751(21)47445	()----	37917	()----	26799(21)48493	()----	26799(21)48493	()----
016-1280	PALOS HEIGHTS SCHOOL DIST 128	23800	(9)30500	()----	25600(23)52900	(27)54900	32300	()----	0() 0	()----	0() 0	()----
016-1330	GEN GEO PATTON SCHOOL DIST 133	24729	(25)44488	(26)48188	27481(25)47563	(26)49263	33748	()----	0() 0	()----	0() 0	()----
016-1500	SOUTH HOLLAND SCHOOL DIST 150	26867	(10)41375	()----	29554(19)61767	()----	43444	()----	0() 0	()----	0() 0	()----
016-1560	LINCOLN ELEM SCHOOL OIST 156	26443	(14)37537	()----	29500(21)49178	()----	35911	()----	31671(23)53439	(24)54028	31671(23)53439	()----
016-1570	HOOVER-SCHRUM MEMORIAL SO 157	26250	(24)49011	()----	27227(24)50285	()----	34568	()----	30083(24)58733	()----	30083(24)58733	()----
016-1690	FORD HEIGHTS SCHOOL DISTRICT 169	25252	(22)42523	()----	26797(22)45049	()----	33468	()----	27881(22)48814	()----	27881(22)48814	()----
022-0100	ITASCA SCHOOL DIST 10	27376	(10)38053	()----	28840(18)53657	()----	40516	()----	31482(20)58585	()----	31482(20)58585	()----
022-0110	MEDINAH SCHOOL DISTRICT 11	27000	(11)32913	()----	31719(17)43543	()----	37907	()----	34888(19)49543	()----	34888(19)49543	()----
022-0120	ROSELLE SCHOOL OISTRICT 12	25440	(7)27990	()----	40412(31)54587	()----	42537	()----	48355(31)82055	()----	48355(31)82055	()----
022-0480	SALT CREEK SCHOOL DIST 48	30885	(12)47224	()----	34367(19)62598	(20)63648	49710	()----	47255(19)70269	(20)72019	47255(19)70269	()----
022-0620	GOWER SCHOOL DIST 62	28000	(9)38500	()----	31780(17)52500	(27)65895	42280	()----	0() 0	()----	0() 0	()----
022-0630	CASS SCHOOL DIST 63	27345	(9)36307	(21)41377	29772(16)50051	(28)56501	39878	()----	31708(21)60434	(28)66734	31708(21)60434	()----
022-1800	COMMUNITY CONS SCH DIST 180	27865	(7)31365	()----	30865(19)48165	()----	35165	()----	32385(19)49865	()----	32385(19)49865	()----
028-0340	CHRISTOPHER SCHOOL DIST 34	23288	(27)42071	()----	24821(27)47917	()----	32520	()----	25473(27)48787	()----	25473(27)48787	()----
032-060C	SARATOGA COMM CONS S DIST 60C	22500	(21)38250	()----	23700(29)45450	()----	31650	()----	24900(29)46850	()----	24900(29)46850	()----
037-1900	COLONA SCHOOL DISTRICT 190	22549	(18)41257	()----	24577(18)44863	()----	34720	()----	25929(18)46215	()----	25929(18)46215	()----
039-1400	UNITY POINT C C SCHOOL DIST 140	23650	(10)30200	(25)38250	25600(10)32150	(15)38200	32150	()----	0() 0	()----	0() 0	()----
046-2590	PEMBROKE C C SCHOOL DISTRICT 259	24247	(18)39351	(19)39951	28057(21)44324	(22)44924	32758	()----	0() 0	()----	0() 0	()----
049-0010	WINTHROP HARBOR SCHOOL DIST 1	23903	(15)36811	(17)41374	27286(15)43398	(17)46285	36342	()----	32009(15)43398	()----	32009(15)43398	()----
049-0240	MILLBURN C C SCHOOL DIST 24	24931	(8)29903	()----	28931(8)32903	()----	0	()----	31531(8)35503	()----	31531(8)35503	()----
049-0380	BIG HOLLOW SCHOOL DIST 38	21870	(17)41439	(18)44104	25754(20)48218	(21)51530	35208	()----	27432(20)50830	(21)54142	27432(20)50830	()----
049-0680	OAK GROVE SCHOOL DIST 68	28800	(8)35035	()----	37180(14)54628	()----	44902	()----	40040(14)60489	()----	40040(14)60489	()----
049-1140	FOX LAKE GRADE SCHOOL DIST 114	23000	(8)28292	(18)40900	27280(15)46603	(16)50053	34845	()----	29540(15)54362	(16)59332	29540(15)54362	()----
050-1220	LASALLE ELEM SCHOOL DIST 122	19239	(8)24828	()----	19824(16)33284	(17)34484	28474	()----	0() 0	()----	0() 0	()----
050-1240	PERU ELEM SCHOOL DISTRICT 124	23515	(14)31108	(22)39884	24310(21)39508	(22)40401	28917	()----	0() 0	()----	0() 0	()----
050-1500	MARSEILLES ELEM SCHOOL DIST 150	22494	(29)43241	()----	24241(29)44889	()----	34069	()----	0() 0	()----	0() 0	()----
050-1700	SENECA COMM CONS SCH DIST 170	27300	(10)39858	()----	30030(15)47229	()----	41496	()----	0() 0	()----	0() 0	()----
053-2320	DWIGHT COMMON SCHOOL DIST 232	23440	(9)31878	()----	27190(17)43130	()----	35629	()----	30941(17)46880	(18)49050	30941(17)46880	()----
057-0150	WOOD RIVER-HARTFORD ELEM S D 15	25030	(18)41209	(22)42871	27224(20)45597	(22)47060	34625	()----	29419(22)50961	()----	29419(22)50961	()----
063-0030	FOX RIVER GROVE CONS S D 3	23284	(12)32378	()----	25623(20)44258	()----	34009	()----	29350(20)47985	()----	29350(20)47985	()----
063-0110	SPRING GROVE SCH DIST 11	23754	(11)32333	()----	27828(19)40889	()----	32741	()----	30704(19)46999	()----	30704(19)46999	()----
063-0130	RICHMOND CONS SCHOOL DIST 13	23522	(9)29415	()----	25947(20)41707	()----	31281	()----	27765(25)47467	()----	27765(25)47467	()----
063-0480	PRAIRIE GROVE C SCH DIST 48	22500	(10)32970	(37)36926	26800(24)49275	(37)55188	35910	()----	0() 0	()----	0() 0	()----
073-0500	PINCKNEVILLE SCH DIST 50	25574	(15)35058	()----	27955(19)40058	()----	33538	()----	0() 0	()----	0() 0	()----
081-0340	SILVIS SCHOOL DISTRICT 34	21478	(20)38440	()----	25696(22)47520	()----	32347	()----	27858(22)49880	()----	27858(22)49880	()----

* SALARIES INCLUDE TAX SHELTERED RETIREMENT CONTRIBUTION PAID OR DEPOSITED BY THE DISTRICT ON BEHALF OF TEACHERS TO TRS.

CTY-DIST	HIGHEST SCHEDULED SALARY 1996-97	INCREASE: 96-97 TO 97-98				HIGHEST SCHEDULED 1997-98	OEGREE & HOURS REQUIRED	AVERAGE PATO SALARY 1997-98	AVERAGE YEARS EXPERIENCE 1997-98	TRS % *	NEGOTIATED AGREEMENT		
		BA MIN	MA MIN	MAX	MIN						YES FAIR	NO SHARE	AFFIL
016-0845	(23)51927	1500-448	1500-3637	1500-3637	3637	MA + 30	---	---	---	YES	NO	IEA-NEA	
016-0855	(22)52642	353-911	529-2111	662-2257	3443	MA + 60	---	---	2.00	YES	YES	IEA-NEA	
016-0860	(24)50827	660-792	740-1170	831-1347	1397	MA + 45	---	---	---	YES	NO	IEA-NEA	
016-0950	(23)50912	---	832-1195	940-1740	1802	MA + 30	---	---	---	YES	YES	IEA-NEA	
016-1060	(23)50067	---	897-1282	998-1633	2031	MA + 30	---	---	8.00	YES	NO	I FT-AFT	
016-1070	(23)56618	(24)67440	203-303	230-480	---	MA + 45	---	---	8.69	YES	NO	IEA-NEA	
016-1250	(21)49541	---	575-583	---	581	MA + 48	---	---	---	YES	YES	IEA-NEA	
016-1280	(23)55550	(27)57550	150-150	---	---	MA + 24	---	---	---	YES	YES	IEA-NEA	
016-1330	(25)49628	(26)51328	1030-778	1030-708	709	MA + 24	---	---	---	YES	YES	I FT-AFT	
016-1500	(19)62567	---	1034-1591	1137-2376	2376	MA + 16	---	---	---	YES	YES	IEA-NEA	
016-1560	(23)53439	(24)54026	1172-1569	1632-2402	1793-2174	MA + 30	---	---	8.69	YES	YES	I FT-AFT	
016-1570	(24)56733	---	1250-2111	---	1433-2443	MA + 30	---	---	---	YES	YES	I FT-AFT	
016-1690	(22)46814	---	595-970	631-1030	657-1072	MA + 30	---	---	---	YES	YES	IEA-NEA	
022-0100	(20)58585	---	689-958	751-1350	792-1475	MA + 30	---	---	8.00	YES	NO	IEA-NEA	
022-0110	(20)52696	(21)53696	2539	2439	2380	MA + 36	---	---	---	YES	YES	IEA-NEA	
022-0120	(31)62905	---	375-375	1000-1000	1200-1200	MA + 45	---	---	---	YES	YES	IEA-NEA	
022-0480	(19)72417	(20)74517	748-5612	838-1527	2229-1713	MA + 45	---	---	8.00	YES	NO	IEA-NEA	
022-0620	(17)55860	(27)70207	400-550	454-750	---	MA + 36	---	---	---	YES	YES	IEA-NEA	
022-0630	(21)50434	(28)66734	136-180	794-2084	846-634	MA + 30	---	---	---	YES	NO	IEA-NEA	
022-1800	(19)49665	---	700-700	700-300	700-300	MA + 30	---	---	---	YES	NO	IEA-NEA	
028-0340	(27)48787	---	517-1919	745-2221	544-2239	MA + 32	---	---	8.69	YES	NO	I FT-AFT	
032-060C	(29)46650	---	300-300	---	300	MA + 30	---	---	---	8.00	YES	NO	IEA-NEA
037-1900	(18)46215	---	800-3256	871-1583	918-1630	MA + 30	---	---	8.69	YES	NO	IEA-NEA	
039-1400	(10)33400	(28)47350	800-800	1250-650	---	MA + 24	---	---	8.69	YES	YES	IEA-NEA	
046-2590	(21)44680	(22)45280	591-960	636-1081	1090	MA + 16	---	---	---	YES	YES	I FT-AFT	
049-0010	(15)52418	(17)55880	342-0	383-0	---	MA + 36	---	---	8.69	YES	NO	I FT-AFT	
049-0240	(23)51591	---	489-568	2889-2968	2889-2968	MA + 32	---	---	---	NO	---	---	
049-0380	(20)50830	(21)54142	23-768	476-894	501-847	MA + 30	---	---	---	YES	NO	I FT-AFT	
049-0680	(14)64493	---	298-365	387-852	---	MA + 36	---	---	---	YES	YES	IEA-NEA	
049-1140	(15)54362	(16)59332	325	1102-1576	1167-1838	MA + 30	---	---	---	YES	YES	IEA-NEA	
050-1220	(16)35015	(17)36215	761-974	---	1385	MA + 24	---	---	8.69	YES	YES	IEA-NEA	
050-1240	(21)41304	(22)42197	1015-1215	1015-1215	---	MA + 36	---	---	8.00	YES	NO	IEA-NEA	
050-1500	(29)46736	---	894-0849	913-0969	---	MA + 36	---	---	9.19	YES	YES	IEA-NEA	
050-1700	(18)51324	---	500-730	550-865	---	MA + 24	---	---	---	YES	NO	IEA-NEA	
053-2320	(17)46880	(18)49050	800-1088	928-1472	1056-1600	MA + 32	---	---	---	YES	YES	IEA-NEA	
057-0150	(22)50961	---	387-637	421-705	455-788	MA + 32	---	---	---	YES	YES	IEA-NEA	
063-0030	(20)47985	---	788-1095	866-1497	993-1623	MA + 32	---	---	---	YES	NO	IEA-NEA	
063-0110	(19)46999	---	1044-1421	1224-1799	1350-2066	MA + 30	---	---	---	YES	NO	IEA-NEA	
063-0130	(25)47467	---	809-1011	891-1434	953-1631	MA + 32	---	---	3.00	YES	NO	IEA-NEA	
063-0460	(24)51900	(37)58128	---	67-1134	---	MA + 24	---	---	8.00	YES	NO	IEA-NEA	
073-0500	(23)43808	---	978-979	978-979	---	MA + 24	---	---	8.69	YES	YES	IEA-NEA	
081-03	(22)49680	---	1216-1232	1903-3520	2063-3680	MA + 30	---	---	8.00	YES	YES	IEA-NEA	

* PERCENT OF TEACHERS' RETIREMENT SYSTEM MONIES WHICH ARE BOARD PAID.

ELEMENTARY DISTRICTS WITH 500 - 999 ENROLLMENT

CTY-DIST	NAME OF DISTRICT	NO OF TCHRS	TEACHER SALARY SCHEDULE - 1997 - 98*		MA SCHEDULED		LONGEVITY	MA 10TH YEAR	MA+30-32 SCHD		LONGEVITY	
			MIN.	MAX.	MIN.	MAX.			MIN.	MAX.		
082-0700	FREEBURG C C SCHOOL DIST 70	23004(21)	38983	(24)	41265	24504(26)	44287	()	31352	0	()	()
082-1050	PONTIAC-W HOLLIDAY SCH DIST 105	28119(20)	47337	()	27657(20)	51586	()	38439	28678(20)	52749	()	()
082-1100	GRANT COMM CONS SCH DIST 110	24726(17)	40068	()	26154(19)	45208	()	33145	27438(19)	48014	()	()
082-1130	WOLF BRANCH SCH DIST 113	24791(19)	43274	()	26730(19)	46796	()	37534	0	0	()	()
082-1150	WHITESIDE SCHDOL DIST 115	26180(11)	36848	(12)	37048	27713(16)	44407	(17)	44607	28940(19)	48919	(20)
082-1190	BELLE VALLEY SCHOOL DIST 119	25648(23)	49500	()	27332(24)	52311	()	35305	0	0	()	()
082-1600	MILLSTADT C C SCH DIST 160	24031(14)	39849	(30)	41443	27368(14)	43265	(30)	44996	0	0	()
082-1750	HARDMNY EMGE SCHOOL DIST 175	27884(14)	44407	()	30445(15)	48070	()	39543	33001(15)	50708	()	()
090-0500	DISTRIC 50 SCHOOLS	21083(22)	36705	()	22543(26)	42015	()	28145	24490(28)	46246	()	()
090-0510	CENTRAL SCHOOL DISTRICT 51	26005(30)	39456	()	27092(30)	41195	()	31983	0	0	()	()
090-0520	WASHINGTON SCHOOL DIST 52	22636(14)	30670	()	23810(14)	33427	(35)	45290	29613	24984(14)	35114	(32)
090-0760	CREVE COEUR SCHOOL DISTRICT 76	22127(23)	34206	()	24072(25)	39208	()	38300	0	0	()	()
090-1020	N PEKIN & MARQUETTE HIGHT S D 102	22288(15)	30424	(30)	32925	24765(19)	35365	(30)	37866	27242(19)	37965	(30)
091-0370	ANNA C C SCH DIST 37	28712(13)	38683	()	31445(16)	46181	()	40655	0	0	()	()
095-0490	NASHVILLE C C SCH DISTRICT 49	22845(24)	41736	()	27405(28)	49422	()	35237	0	0	()	()
096-1120	FAIRFIELD PUBLIC SCHDOL DIST 112	20492(23)	34109	()	22960(28)	39413	()	28065	0	0	()	()
099-0910	LOCKPORT SCHOOL DIST 91	23846(32)	47418	()	27546(32)	51664	()	35855	29946(32)	54504	()	()
099-1140	MANHATTAN SCHOOL DIST 114	22000(5)	27000	()	23000(5)	28000	()	0	0	0	()	()
102-0010	METAMORA C C SCH DIST 1	24650(17)	32300	()	28286(25)	39536	()	32336	0	0	()	()
102-0690	GERMANTOWN HILLS SCHOOL DIST 69	22500(25)	39200	()	24450(30)	42850	()	30350	27050(38)	50450	()	()

ELEMENTARY DISTRICTS WITH 1000 - 2999 ENROLLMENT

006-1150	PRINCETON ELEM SCHOOL DIST 115	22685(15)	36296	()	26314(20)	44462	()	34480	28129(20)	46277	()	()
010-1370	RANTOUL CITY SCHOOL DIST 137	23561(23)	38770	(32)	43311	25523(28)	44240	(33)	48791	26830(28)	45527	(37)
016-0230	PROSPECT HEIGHTS SCHOOL DIST 23	28428(15)	45871	()	28907(19)	56525	(30)	58775	42490	31229(19)	61066	(30)
016-0260	RIVER TRAILS SCHOOL DIST 26	27428(14)	46628	(18)	50228	31542(20)	58970	(23)	63523	34285(20)	61713	(23)
016-0270	NORTHBROOK ELEM SCHOOL DIST 27	31000(14)	42975	(15)	43135	33340(16)	53950	(30)	61625	36225(19)	62665	(30)
016-0280	NORTHBROOK SCHOOL DIST 28	31750(15)	44240	()	33950(22)	61150	()	43110	0	0	()	()
016-0300	NORTHBROOK/GLENVIEW SCH DIST 30	28593(11)	43771	()	33144(18)	59655	()	45803	35512(20)	68159	()	()
016-0350	GLENCOE SCHOOL DIST 35	28895(12)	45817	(16)	60817	31322(14)	59528	(16)	64528	32812(14)	61206	(16)
016-0360	WINNETKA SCHOOL DIST 36	28328(17)	59385	()	31233(17)	70095	()	43121	0	0	()	()
016-0570	MOUNT PROSPECT SCHOOL DIST 57	28510(9)	37091	()	33642(18)	55309	()	42479	37063(18)	58445	()	()
016-0680	SKOKIE SCHOOL DIST 68	31825(30)	51773	()	35625(30)	70455	()	51140	38158(30)	72988	()	()
016-0690	SKOKIE SCHOOL DIST 69	30751(10)	44085	(37)	49035	34284(18)	63076	(37)	63076	0	0	()
016-0735	SKOKIE SCHOOL DIST 73-5	30742(10)	42138	()	33679(16)	56107	(23)	64611	46251	34139(24)	71246	(28)
016-0740	LINCOLNWOOD SCHOOL DIST 74	34800(11)	43000	()	40800(19)	62150	()	47900	47800(21)	68500	()	()
016-0810	SCHILLER PARK SCHOOL DIST 81	28840(5)	31775	(23)	44471	31415(19)	48925	(31)	55904	33475(19)	51500	(34)
016-0830	MANNHEIM SCHOOL DIST 83	24921(25)	55063	()	27593(25)	62379	()	37509	0	0	()	()
016-0840	FRANKLIN PARK SCHOOL DIST 84	29282(12)	44991	(29)	60073	33347(22)	62148	(29)	65446	36741(22)	65542	(29)
016-0870	BERKELEY SCHOOL DIST 87	22082(17)	39627	(22)	40279	24870(23)	54866	(31)	56496	0	0	()
016-0900	RIVER FOREST SCHOOL DIST 90	27069(16)	35296	()	28926(19)	53872	()	40338	31050(19)	56261	()	()
016-0910	FOREST PARK SCHOOL DIST 91	25250(10)	35963	(11)	37046	28280(14)	44433	(15)	45770	31007(16)	49757	(17)
016-0925	WESTCHESTER SCHOOL DIST 92-5	26750(6)	31565	()	30762(24)	53499	()	37985	33705(24)	57244	()	()

* SALARIES INCLUDE TAX SHELTERED RETIREMENT CONTRIBUTION PAID OR DEPOSITED BY THE DISTRICT ON BEHALF OF TEACHERS TO TRS.

ELEMENTARY DISTRICTS WITH 500 - 999 ENROLLMENT

CTY-DIST	HIGHEST SCHEDULED SALARY 1996-97	LONGEVITY	INCREASE: 96-97 TO 97-98			DEGREE & HOURS REQUIRED	AVERAGE PAID SALARY 1997-98	AVERAGE YEARS EXPERIENCE 1997-98	NEGOTIATED AGREEMENT		AFFIL
			MIN	MAX	MA				TR %	YES	
082-0700	(25)44733	()	581-810	581-1614	1767	MA + 24	---	8.69	YES	NO	IEA-NEA
082-1050	(20)52749	()	324-1805	346-1968	2012	MA + 30	---	8.69	YES	YES	IFT-AFT
082-1100	(19)48014	()	951-1541	1005-1740	1847	MA + 30	---	8.69	YES	YES	IFT-AFT
082-1130	(19)49953	()	484-2731	292-932	1285	MA + 24	---	8.69	YES	NO	INDEP.
082-1150	(19)48919	(20)49119	763-1073	807-1293	1425	MA + 32	---	8.69	YES	NO	IFT-AFT
082-1190	(24)53400	()	2794-6129	3004-6927	6612	MA + 24	---	8.69	YES	NO	IFT-AFT
082-1600	(14)44995	(30)46792	867-1438	988-1562	1627	BA + 48	---	8.69	YES	YES	IEA-NEA
082-1750	(15)50998	()	658-745	831	1164	C.A.S.	---	8.69	YES	YES	IFT-AFT
090-0500	(28)46246	()	518-412	510-585	1164	MA + 32	---	8.69	YES	NO	IFT-AFT
090-0510	(30)42065	()	978-1304	978-1304	1304	MA + 16	---	8.69	NO	NO	---
090-0520	(14)35114	(32)49509	544-1973	764	---	MA + 32	---	8.69	YES	NO	IEA-NEA
090-0760	(25)41607	()	573-2180	624-2246	3153	MA + 16	---	8.69	YES	YES	IEA-NEA
090-1020	(19)37965	(30)40466	649-886	721-1030	1106	MA + 32	---	8.69	YES	NO	IFT-AFT
091-0370	(18)48464	()	1368-1849	1497-2201	2310	MA + 24	---	8.69	YES	YES	IEA-NEA
095-0490	(30)52543	()	827-2634	1088-3069	3246	MA + 16	---	8.69	YES	NO	IEA-NEA
096-1120	(28)39413	()	741-1233	830-1425	1425	MA	---	---	YES	NO	IFT-AFT
099-0910	(32)55811	()	246-2085	326-2272	2454	MA + 45	---	---	YES	YES	IEA-NEA
099-1140	(05)28500	()	475	475	---	MA + 12	---	---	YES	NO	INDEP.
102-0010	(31)45312	()	1000-1000	1147-1147	1273	MA + 24	---	---	YES	NO	IEA-NEA
102-0690	(38)50450	()	700-8375	800-800	2650	MA + 32	---	---	NO	NO	---

ELEMENTARY DISTRICTS WITH 1000 - 2999 ENROLLMENT

006-1150	(20)46277	()	609-975	1148-1635	1196-1684	1684	MA + 30	---	8.69	YES	YES	IFT-AFT
010-1370	(28)45527	(37)50141	0-0	0-0	0-0	---	MA + 30	---	---	YES	NO	IEA-NEA
016-0230	(19)61066	(30)63316	178-2846	---	1641	1641	MA + 30	---	---	YES	YES	IEA-NEA
016-0260	(20)63084	(23)67956	405-689	466-871	506-911	931	MA + 45	---	---	YES	NO	IEA-NEA
016-0270	(19)62665	(30)69815	500-40	540-690	1155-500	500	MA + 30	---	---	YES	YES	IEA-NEA
016-0280	(28)73635	()	1000-1000	1025-550	2400	MA + 12	---	---	NO	NO	---	
016-0300	(20)70431	()	293-438	328-555	352-944	1027	MA + 45	---	---	YES	YES	IEA-NEA
016-0350	(14)61206	(16)66206	0-0	0-0	---	---	MA + 30	---	---	YES	YES	IEA-NEA
016-0360	(17)70095	()	---	---	---	---	MA	---	---	YES	YES	IEA-NEA
016-0570	(18)58445	()	695-903	820	903	---	MA + 30	---	3.00	YES	NO	IEA-NEA
016-0680	(30)72988	()	809-1217	887-1599	939-1651	1651	MA + 32	---	---	YES	NO	IEA-NEA
016-0690	(18)67709	(37)71984	603-864	672-1237	---	1328	MA + 15	---	---	YES	YES	IEA-NEA
016-0735	(24)71246	(28)76068	603-826	660	669	---	MA + 32	---	---	YES	NO	IEA-NEA
016-0740	(21)70500	()	700-1663	780-1913	952-2487	2446	EDD-PHD	---	---	YES	YES	IFT-AFT
016-0810	(19)51500	(34)62162	840-925	915-1425	975-1500	1500	MA + 30	---	8.69	YES	YES	IEA-NEA
016-0830	(25)65964	()	344-1810	381-2052	---	2169	MA + 36	---	---	YES	NO	INDEP.
016-0840	(22)66900	(29)70198	853-1310	971-1810	1070-1909	1949	MA + 42	---	---	YES	YES	IFT-AFT
016-0870	(23)59007	(36)61616	196-3635	221-5591	---	7203	MA + 24	---	8.69	YES	YES	IEA-NEA
016-0900	(25)63479	()	1557-2031	1664-4099	1787-4237	705	MA + 40	---	---	YES	YES	IEA-NEA
016-0910	(16)51025	(17)52560	1734-333	1879-436	2065-485	506	MA + 45	---	8.00	YES	YES	IEA-NEA
016-0925	(24)57244	()	648-764	744-1294	816-1385	1385	MA + 30	---	---	YES	YES	IEA-NEA

* PERCENT OF TEACHERS' RETIREMENT SYSTEM MONIES WHICH ARE BOARD PAID.

ELEMENTARY DISTRICTS WITH 1000 - 2999 ENROLLMENT

CITY-DIST	NAME OF DISTRICT	TEACHER SALARY SCHEDULE - 1997 - 98*		MA SCHEDULED		LONGEVITY	MA 10TH YEAR	MA+30-32 SCHD								
		NO OF TCHRS	MIN.	MAX.	LONGEVITY			MIN.	MAX.	LONGEVITY						
016-0960	RIVERSIDE SCHOOL DIST 96	28028	(13)	45686	()	30631	(20)	56056	(21)	57044	42042	33634	(20)	59700	(21)	60752
016-0980	BERWYN NORTH SCHOOL DIST 98	26677	(9)	35333	()	30244	(15)	46028	()	38935	38935	32619	(17)	50781	()	---
016-1000	BERWYN SOUTH SCHOOL DISTRICT 100	23572	(22)	41880	()	26912	(22)	52717	()	37745	37745	29136	(22)	58136	()	---
016-1010	WESTERN SPRINGS SCHOOL DIST 101	26525	(6)	31744	()	28725	(6)	34469	()	0	0	30925	(6)	36669	()	---
016-1020	LA GRANGE SCHDOL DIST 102	25209	(17)	33922	()	27353	(22)	54177	()	35300	35300	28424	(22)	56312	()	---
016-1030	LYONS SCHDOL DIST 103	25118	(12)	37654	(25)	38407	(20)	51579	(26)	53189	36065	27926	(20)	54844	(26)	56537
016-1040	SUMMIT SCHOOL DIST 104	25875	(23)	46475	()	26875	(25)	52775	()	29275	29275	27475	(25)	54975	()	---
016-1050	LA GRANGE SCHOOL DIST 105 (SOUTH	26870	(10)	35543	()	31169	(17)	56964	(18)	58164	45679	34394	(17)	60189	(18)	61789
016-1090	INDIAN SPRINGS SCHOOL DIST 109	25433	(13)	35976	()	27481	(26)	51710	()	34955	34955	29097	(26)	53633	()	---
016-113A	LEMONT-BROMBERK CSD 113A	25163	(21)	41657	()	28177	(25)	48761	()	34875	34875	30006	(25)	50591	()	---
016-1170	NORTH PALOS SCHOOL DIST 117	22650	(24)	45527	()	24689	(24)	53001	()	34881	34881	26954	(24)	52266	(26)	56371
016-1180	PALOS COMM CDNS SCHDOL DIST 118	29000	(17)	50128	(19)	51128	(3208)	19	57477	(29)	59077	33729	(20)	63702	(29)	65302
016-1220	RIDGELAND SCHOOL DISTRICT 122	24500	(18)	37747	(18)	45852	(18)	41026	()	33392	33392	29252	(18)	43598	(39)	55755
016-1230	DAK LAWN-HOMETOWN SCH DIST 123	23400	(18)	39909	()	25050	(32)	56309	()	35243	35243	25600	(32)	57060	()	---
016-1240	EVERGREEN PK ELEM SCH DIST 124	25510	(6)	30460	(37)	30840	(20)	51170	(37)	51550	36640	30320	(20)	53770	(37)	54150
016-1260	ALSIP-HAZLGRN-DAKLWN S DIST 126	24291	(10)	32556	()	26753	(29)	57738	()	34948	34948	28607	(29)	60554	()	---
016-1270	WORTH SCHOOL DISTRICT 127	22250	(9)	31426	()	25500	(22)	48763	(23)	49963	34676	28500	(22)	52014	(23)	53214
016-1275	CHICAGO RIDGE SCHOOL DIST 127-5	24929	(19)	39324	(21)	40999	(22)	46849	(24)	48474	35599	33454	(22)	50974	(24)	52599
016-1320	CALUMET PUBLIC SCHOOLS DIST 132	23697	(8)	30235	(9)	31570	(26034)	18	43450	(19)	45369	27046	(18)	44469	(19)	46431
016-1420	FOREST RIDGE SCHOOL DIST 142	24490	(15)	35430	()	26590	(20)	45800	(22)	47550	34610	0	()	0	()	---
016-1430	MIDLOTHIAN SCHOOL DIST 143	25330	(18)	42110	()	25330	(18)	42110	()	31638	31638	27750	(18)	44530	()	---
016-1435	POSEN-ROBBINS EL SCH DIST 143-5	(NEGOTIATION IN PROGRESS AS OF 02/01/98)														
016-1450	ARBOR PARK SCHOOL DISTRICT 145	24934	()	0	()	26053	()	0	()	0	0	28152	()	0	()	---
016-1460	TINLEY PARK COMM SCH DIST 146	25065	(19)	41100	(20)	41850	(20)	50375	(25)	51175	34120	30467	(24)	53628	(25)	54478
016-1470	W HARVEY-DIXMOOR PUB SCH DIST 147	22552	(21)	42553	()	24432	(21)	44627	()	30259	30259	25747	(21)	46023	()	---
016-1510	SOUTH HOLLAND SCHOOL DIST 151	24517	(16)	38635	(24)	42845	(25902)	18	43797	(24)	48450	26939	(19)	48878	(24)	53968
016-1525	HAZEL CREST SCHOOL DIST 152-5	22516	(17)	41596	(30)	43096	(23816)	20	48518	(30)	50018	27356	(21)	51444	(30)	52944
016-1530	HOMewood SCHOOL DISTRICT 153	24777	(13)	35478	(15)	36978	(27140)	22	49827	(24)	51327	34798	()	0	()	---
016-1550	CALUMET CITY SCHOOL DISTRICT 155	25125	(14)	33689	()	25650	(19)	38585	(28)	55957	31129	27556	()	0	()	---
016-1580	LANSING SCHOOL DISTRICT 158	24576	(12)	35378	()	27625	(19)	55706	(20)	56374	35878	30474	(19)	61673	(20)	62413
016-1590	ELEM SCHOOL DISTRICT 159	24095	(18)	49072	(24)	57912	(26328)	22	60401	()	40667	0	()	0	()	---
016-1600	COUNTRY CLUB HILLS SCH DIST 160	23065	(14)	33492	(15)	34182	(24993)	21	43732	(22)	44607	31765	()	0	()	---
016-1610	FLOSSMOOR SCHOOL DISTRICT 161	26808	(20)	45585	(26)	46585	(29302)	25	56210	(31)	57210	37047	(25)	57110	(31)	58110
016-1620	MATTESON ELEM SCHOOL DIST 162	23425	(19)	44792	(37)	50748	(25425)	21	49993	(42)	56663	33784	()	0	()	---
016-1630	PARK FOREST SCHOOL DIST 163	26015	(10)	39023	()	27264	(12)	44434	()	40193	40193	27264	(13)	52745	()	---
016-1670	BROOKWOOD SCHOOL DIST 167	25500	(13)	34570	()	27200	(19)	46340	()	31300	31300	28800	(19)	48240	()	---
016-1680	COMM CONS SCHOOL DIST 168	19440	()	0	()	22795	()	0	()	0	0	25375	()	0	()	---
016-1710	SUNNYBROOK SCHOOL DISTRICT 171	25700	(30)	50803	()	26850	(30)	54122	()	34765	34765	0	()	0	()	---
016-1940	STEGER SCHOOL DISTRICT 194	23000	(21)	40812	(44)	43727	(24000)	23	45352	(39)	50533	30290	(23)	48369	(36)	46926
022-0020	SENSEVILLE SCHOOL DISTRICT 2	26102	(9)	34794	()	29548	(19)	54267	(20)	55310	39414	31505	(19)	57895	(20)	59200
022-0070	WOOD DALE SCHOOL DISTRICT 7	28247	(10)	36156	()	32484	(20)	54517	(22)	55649	40676	34179	(22)	60166	(24)	61469
022-0130	BLOOMINGDALE SCHOOL DISTRICT 13	28470	(17)	43105	()	31810	(19)	52305	(26)	54833	40140	34280	(21)	58945	(28)	61473

* SALARIES INCLUDE TAX SHELTERED RETIREMENT CONTRIBUTION PAID OR DEPOSITED BY THE DISTRICT ON BEHALF OF TEACHERS TO TRS.

ELEMENTARY DISTRICTS WITH 1000 - 2999 ENROLLMENT

CTY-DIST	HIGHEST SCHEDULED SALARY 1996-97	LONGEVITY	BA		INCREASE: 96-97 TO 97-98		HIGHEST SCHEDULED	DEGREE & HOURS REQUIRED	AVERAGE PAID SALARY 1997-98	AVERAGE YEARS EXPERIENCE 1997-98	NEGOTIATED AGREEMENT	
			MIN	MAX	MIN	MAX					YES FAIR	NO SHARE AFFIL
016-0960	(20)59700	(21)60752	603-983	663-1206	724-1285	1285	MA + 30	---	---	---	YES YES	IFT-AFT
016-0980	(17)52498	()	394-522	447-680	482-750	775	MA + 45	---	---	---	YES YES	IEA-NEA
016-1000	(22)60436	()	194-4329	194-2645	194-1418	1467	MA + 45	---	---	---	YES YES	IEA-NEA
016-1010	(06)36669	()	1452-1446	1554	---	---	MA + 30	---	8.00	---	YES YES	IEA-NEA
016-1020	(22)59670	()	734-988	797-1578	828-1641	1738	MA + 48	---	---	---	YES YES	IEA-NEA
016-1030	(20)54844	(26)56537	337-505	351-961	375-1021	1021	MA + 30	---	---	8.69	YES NO	IFT-AFT
016-1040	(25)54975	()	875-7040	990-1615	990-1940	1940	MA + 30	---	---	---	YES YES	IFT-AFT
016-1050	(17)60189	(18)61789	397-540	460-841	509-889	889	MA + 30	---	---	---	YES YES	IEA-NEA
016-1090	(26)54564	()	742-338	802-2229	850-2312	2352	MA + 45	---	---	---	YES YES	IFT-AFT
016-113A	(25)50591	()	175-473	277-609	338-671	671	MA + 30	---	---	---	YES NO	IFT-AFT
016-1170	(24)56399	(26)57527	450-905	491-1053	536-1098	1121	MA + 45	---	---	8.69	YES YES	IEA-NEA
016-1180	(20)63702	(29)65302	0-1200	0-1400	0-1600	1600	MA + 32	---	---	---	YES YES	IEA-NEA
016-1220	(18)45023	(28)60078	1000-120	500-0	500-290	332	MA + 45	---	---	---	YES YES	IFT-AFT
016-1230	(32)57452	()	400-1628	300-2067	250-2087	2098	MA + 45	---	---	8.00	YES YES	IFT-AFT
016-1240	(20)53770	(37)54150	180-490	150-890	560-1000	1000	MA + 30	---	---	---	YES YES	IFT-AFT
016-1260	(29)61632	()	627-1189	656-7049	677-7530	7573	MA + 45	---	---	---	YES YES	IFT-AFT
016-1270	(22)52014	(23)53214	250-548	500-850	500-906	906	MA + 30	---	---	8.00	YES NO	IEA-NEA
016-1275	(22)50974	(24)52599	415-125	415-175	415-175	175	MA + 30	---	---	---	YES YES	IEA-NEA
016-1320	(18)44469	(19)46431	1522-0	1528-2269	---	351	MA + 30	---	---	---	YES YES	IEA-NEA
016-1420	(20)47770	(22)49520	940-480	1170-580	---	580	MA + 24	---	---	---	YES YES	IEA-NEA
016-1430	(18)47110	()	100-1100	---	---	1570	MA + 60	---	---	8.00	YES YES	IEA-NEA
016-1435	()	()	---	---	---	---	MA + 36	---	---	---	YES YES	IFT-AFT
016-1450	()	()	1176-1176	0-0	0-0	---	MA + 30	---	---	8.00	YES NO	IEA-NEA
016-1460	(24)55566	(25)55566	528-865	582-1080	641-1149	1170	MA + 45	---	---	---	YES YES	IFT-AFT
016-1470	(21)46023	(30)54731	678-1200	734-1342	775-1384	1384	MA + 30	---	---	8.69	YES YES	IFT-AFT
016-1510	(20)49596	(24)54747	342-1200	294-1200	257-1200	1200	MA + 45	---	---	---	YES YES	IEA-NEA
016-1525	(22)53232	(30)54732	1000-3449	1227-3809	2386-3809	3808	EDD-PHD	---	---	---	YES YES	IFT-AFT
016-1530	(23)55972	(25)57472	217-309	237-436	---	492	MA + 45	---	---	---	YES YES	IEA-NEA
016-1550	(21)39434	(28)55957	880-1606	851-996	---	---	MA + 20	---	---	8.69	YES YES	IFT-AFT
016-1580	(19)61673	(20)62413	463-671	618-1632	573-1803	1803	MA + 30	---	---	---	YES NO	IEA-NEA
016-1590	(23)66965	()	473-1887	516-2323	---	2575	MA + 20	---	---	---	YES YES	IEA-NEA
016-1600	(23)48019	(24)48979	275-399	298-522	---	573	MA + 24	---	---	8.00	YES YES	IEA-NEA
016-1610	(25)57560	(31)58560	500-850	546-1048	546-1048	1048	MA + 45	---	---	---	YES YES	IEA-NEA
016-1620	(21)49993	(42)56863	550-550	550-550	---	550	MA	---	---	8.00	YES YES	IEA-NEA
016-1630	(13)52745	()	1000-1500	1048-1708	---	2000	MA + 30	---	---	---	YES YES	IFT-AFT
016-1670	(19)48240	()	500-70	500-140	500-140	140	MA + 32	---	---	---	YES YES	IEA-NEA
016-1680	(31)50000	()	523-523	523-523	523-523	---	MA + 30	---	---	---	YES YES	IEA-NEA
016-1710	(30)54367	()	550-1915	550-2131	---	2141	MA + 10	---	---	---	YES NO	IEA-NEA
016-1940	(23)46369	(39)50533	500-1570	500-1744	500-1783	1783	MA + 30	---	---	---	YES NO	IEA-NEA
022-0020	(19)59748	(20)61183	0-0	53-1801	---	4151	MA + 45	---	---	6.54	YES YES	IEA-NEA
022-0070	(22)60166	(24)61469	771-987	887-1488	384-1093	1093	MA + 32	---	---	8.00	YES YES	IEA-NEA
022-0130	(21)60195	(28)62723	780-395	830-1180	865-430	1165	MA + 45	---	---	---	YES YES	IFT-AFT

* PERCENT OF TEACHERS' RETIREMENT SYSTEM MONIES WHICH ARE BOARD PAID.

ELEMENTARY DISTRICTS WITH 1000 - 2999 ENROLLMENT

CTY-DIST	NAME OF DISTRICT	TEACHER SALARY SCHEDULE - 1997 - 98*		MA SCHEDULED		MA 10TH YEAR	MA+30-32		SCHD	LONGEVITY	LONGEVITY
		NO OF TCHRS	BA SCHEDULED	MIN.	MAX.		MIN.	MAX.			
022-0150	MARQUARDT SCHOOL DISTRICT 15	28128	(9)37702	(11)39502	30007	(15)51309	(17)53109	42209	31258	(17)56492	(19)58292
022-0160	QUEEN BEE SCHOOL DISTRICT 16	25408	(19)40019	()	25510	(19)49187	()	34156	25664	(19)56534	()
022-0200	KEENEYVILLE SCHOOL DISTRICT 20	26292	(12)35382	()	29430	(24)55097	()	37345	32248	(29)68611	()
022-0250	BENJAMIN SCHOOL DISTRICT 25	26060	(10)36043	()	29448	(18)51593	()	38423	31272	(20)56986	(22)61181
022-0600	MAERKER SCHOOL DISTRICT 60	28159	(10)38803	()	33501	(25)59520	(25)60020	43258	35669	(25)61688	(25)62188
022-0610	DARIEN SCHOOL DIST 61	25318	(16)40627	(21)42700	26422	(19)48515	(23)52014	35235	28116	(21)55036	(27)55096
022-0660	CENTER CASS SCHOOL DIST 66	27500	(18)38498	()	29033	(18)55192	()	44024	46816	(18)57984	()
022-0890	GLEN ELLYN C C SCHOOL DIST 89	29790	(9)38089	(11)42302	33365	(12)51611	(13)55707	45841	36344	(12)57453	(13)61665
028-0470	BENTON COMM CONS SCH DIST 47	24435	(13)41001	()	29510	(17)49276	()	36714	0	0	()
032-0540	MORRIS SCHOOL DISTRICT 54	26670	(33)47714	()	27920	(33)49722	()	32771	28470	(33)51129	()
032-2010	MINOOKA COMM CONS S DIST 201	27154	(25)47547	(26)48498	29749	(28)54429	(29)55518	35070	32045	(29)57904	(30)59062
039-0850	CARBONDALE ELEM SCH DIST 95	26569	(10)36400	()	28187	(14)43463	()	37492	29903	(17)50386	()
041-0800	MOUNT VERNON SCHOOL DIST 80	23704	(12)33846	()	25811	(16)41005	(26)42005	34992	27111	(18)44215	(26)45215
046-0530	BOURBONNAIS SCHOOL DIST 53	26528	(18)40750	()	29003	(19)44413	()	35055	31478	(19)47125	()
046-0810	BRADLEY SCHOOL DIST 61	27639	(19)41985	()	32633	(19)46656	()	37782	0	0	()
049-0030	BEACH PARK C C SCHOOL DIST 3	23937	(8)37093	()	28123	(15)57528	()	47070	30930	(15)61761	()
049-0060	ZION ELEMENTARY SCHOOL DISTRICT	24910	(9)37635	()	32304	(12)56295	(13)58295	46886	39129	(12)65858	(13)67858
049-0340	ANTIOCH C C SCHOOL DISTRICT 34	24593	(7)30246	()	28282	(24)57491	()	36902	0	0	()
049-0370	GAVIN SCHOOL DIST 37	25057	(17)40067	()	27561	(19)49218	()	37075	30519	(19)59321	()
049-0410	LAKE VILLA C C SCHOOL DIST 41	23269	(19)45329	(20)46511	25339	(22)51339	(24)55836	34265	27408	(23)54724	(25)59340
049-0460	GRAYSLAKE C C SCHOOL DISTRICT 46	24494	(3)27782	()	27775	(13)49146	(15)50736	40997	33289	(13)59050	(15)60640
049-0560	GURNEE SCHOOL DIST 56	23491	(11)40177	()	27482	(13)51823	()	42634	30912	(13)58293	()
049-0650	LAKE BLUFF ELEM SCHOOL DIST 65	27700	(17)46122	()	30231	(21)58887	()	39820	32348	(24)68152	()
049-0670	LAKE FOREST SCHOOL DIST 67	28065	(17)51472	()	31342	(17)57484	()	42820	33736	(19)66601	()
049-0700	LIBERTYVILLE SCHOOL DIST 70	29380	(4)32608	()	32206	(18)66929	()	43377	34181	(18)74821	()
049-0750	MUNDELEIN ELEM SCHOOL DIST 75	24430	(19)51445	()	27239	(19)54764	()	38209	0	0	()
049-0760	DIAMOND LAKE SCHOOL DIST 76	23177	(18)45840	(29)59089	25724	(23)55053	(25)58290	37722	0	0	()
049-0790	FREMONT SCHOOL DIST 79	27999	(9)35742	()	31460	(16)52192	()	41387	35408	(19)64861	()
049-1020	APTAKISIC-TRIPP C C S DIST 102	26442	(11)35084	()	28697	(16)51362	()	38807	30241	(18)65008	()
049-1030	LINCOLNSHIRE-PRAIRIEVIEW S D 103	30462	(6)37773	()	34727	(18)63970	()	47033	0	0	()
049-1090	DEERFIELD SCHOOL DIST 109	29813	(11)45347	()	33093	(15)58319	()	46630	0	0	()
050-0440	SECREATOR ELEM SCHOOL DIST 44	21196	(17)39212	(21)41332	23315	(21)45571	()	32853	25435	(21)47690	()
050-1410	OTTAWA ELEM SCHOOL DIST 141	25175	(16)36504	(28)39021	27189	(16)44308	(28)46826	37259	28699	(16)48840	(28)51357
050-2890	MENDOTA C C SCHOOL DIST 289	19880	(14)33796	()	23856	(16)39760	()	32802	27832	(18)45724	()
053-4290	PONTIAC C C SCHOOL DIST 429	22978	(12)34006	()	26827	(17)42852	()	36018	30274	(17)45898	(20)47218
054-0270	LINCOLN ELEM SCHOOL DIST 27	22600	(15)36838	(16)39324	25764	(17)42262	(18)44748	34804	0	0	()
057-0130	EAST ALTON SCHOOL DISTRICT 13	31295	(16)44313	(33)48661	33699	(17)47552	(33)51900	40867	0	0	()
058-1110	SALEM SCHOOL DIST 111	24917	(18)41153	()	27711	(22)47555	()	35829	0	0	()
058-1350	CENTRALIA SCHOOL DIST 135	25299	(30)44970	()	26539	(30)49370	()	32648	0	0	()
063-1650	MARENGO-UNION ELEM CONS DIST 165	24777	(15)33309	(15)34841	26277	(20)38988	(20)40721	32008	0	0	()
071-2310	ROCHELLE COMM CONS DIST 231	23755	(13)34565	()	28505	(19)44603	()	36288	33255	(19)49652	()
081-0370	EAST MOLINE SCHOOL DISTRICT 37	24053	(11)36664	()	27070	(22)55201	()	38522	28300	(22)58560	()

* SALARIES INCLUDE TAX SHELTERED RETIREMENT CONTRIBUTION PAID OR DEPOSITED BY THE DISTRICT ON BEHALF OF TEACHERS TO TRS.

CTY-DIST	HIGHEST SCHEDULED SALARY 1996-97	LONGEVITY	BA		INCREASE: 96-97 TD 97-98		HIGHEST MA MA+30-32 MIN---MAX SCHEDULED	DEGREE & HOURS REQUIRED	ENROLLMENT AVERAGE PAID SALARY EXPERIENCE 1997-98		TRF % *	NEGOTIATED AGREEMENT		
			MIN	MAX	MA	MA+30-32			AVERAGE	PAID		YEARS	YES	FAIR
022-0150	(17)60030	(19)61830	898-3203	959-3888	999-3397	4327	MA + 45	---	---	---	---	YES	YES	IEA-NEA
022-0180	(19)80727	()	1158-5840	1180-7867	1164-9983	1126	MA + 45	---	---	---	---	YES	YES	IEA-NEA
022-0200	(29)68811	()	516-894	578-1880	633-1346	1346	MA + 30	---	---	---	---	YES	YES	IEA-NEA
022-0250	(20)57844	(22)62711	511-707	578-1012	613-1660	1135	MA + 45	---	---	---	---	YES	YES	IEA-NEA
022-0600	(25)62772	(25)63272	0-0	0-0	0-0	---	MA + 45	---	---	---	8.00	YES	ND	IEA-NEA
022-0610	(21)55036	(28)59005	737----	769----	819----	---	MA + 30	---	---	---	---	YES	YES	IEA-NEA
022-0680	(18)59028	()	500-1212	528-385	121-473	482	MA + 48	---	---	---	---	YES	YES	IEA-NEA
022-0890	(12)59940	(13)63751	727----	814----	887----	---	EDD-PHD	---	---	---	---	YES	ND	IEA-NEA
028-0470	(17)51880	()	712-1195	860-1435	---	1511	MA + 20	---	---	---	8.69	YES	YES	IFT-AFT
032-0540	(33)51129	()	533-1813	533-1889	533-1943	1843	MA + 30	---	---	---	---	YES	YES	IEA-NEA
032-2010	(29)57904	(30)59062	0-879	0-952	0-1258	1258	MA + 30	---	---	---	---	YES	YES	IEA-NEA
039-0950	(17)51897	()	1223-1678	1298-2001	1378-2320	2389	EDD-PHD	---	---	---	8.69	YES	YES	IEA-NEA
041-0800	(19)45785	(28)46785	691-986	752-1184	790-1288	1334	MA + 48	---	---	---	---	YES	YES	IEA-NEA
046-0530	(19)47125	()	267-1448	351-1630	435-1951	1951	MA + 32	---	---	---	8.69	YES	YES	IEA-NEA
046-0610	(19)47642	()	712-1082	841-1202	---	1228	BA + 54	---	---	---	5.82	YES	YES	IEA-NEA
049-0030	(15)64260	()	937-93	1123-1128	---	1260	MA + 36	---	---	---	---	YES	YES	IEA-NEA
049-0060	(12)65858	(13)67858	452-683	587-1023	711-1198	1198	MA + 30	---	---	---	---	YES	YES	IEA-NEA
049-0340	(24)64990	()	482-593	554-1126	---	1273	MA + 36	---	---	---	---	YES	YES	IEA-NEA
049-0370	(19)59321	()	680----	748----	828-1610	1610	MA + 30	---	---	---	---	YES	YES	IEA-NEA
049-0410	(23)54724	(25)59340	791-391	---	791-391	391	MA + 30	---	---	---	---	YES	YES	IFT-AFT
049-0460	(13)59050	(15)60640	1000-680	1000-2000	---	2000	MA + 32	---	---	---	---	YES	YES	IFT-AFT
049-0560	(13)58293	()	348-596	407-767	458-864	864	MA + 30	---	---	---	---	YES	YES	IFT-AFT
049-0650	(24)68152	()	0-4814	0-8185	0-9450	9450	MA + 30	---	---	---	---	YES	ND	IEA-NEA
049-0670	(19)66801	()	5-3136	5-10	5-11	11	MA + 30	---	---	---	---	YES	ND	IEA-NEA
049-0700	(18)74821	()	1305-754	1534-663	1637-821	821	MA + 36	---	---	---	---	YES	YES	IEA-NEA
049-0750	(19)56784	()	---	1809	---	1887	MA + 24	---	---	---	---	YES	YES	IEA-NEA
049-0760	(23)55690	(29)61262	120-237	133-285	---	288	MA + 15	---	---	---	---	YES	YES	IFT-AFT
049-0790	(19)64861	()	749-625	723-2137	308-2608	2608	MA + 32	---	---	---	---	YES	YES	IEA-NEA
049-1020	(18)65008	()	442-469	480-858	358-3741	3741	MA + 30	---	---	---	---	YES	YES	IEA-NEA
049-1030	(20)68540	()	632-784	721-1327	---	1422	MA + 24	---	---	---	---	YES	YES	IEA-NEA
049-1090	(17)68390	()	559-575	621-650	---	998	MA + 18	---	---	---	8.00	YES	YES	IEA-NEA
050-0440	(21)48750	()	544-1005	598-1169	652-1223	1250	C.A.S.	---	---	---	8.69	YES	ND	IEA-NEA
050-1410	(16)48840	(28)51357	733-1063	792-1290	835-1423	1423	MA + 30	---	---	---	---	YES	YES	IEA-NEA
050-2890	(18)46718	()	465-790	1335-1707	2204-2623	2840	MA + 40	---	---	---	---	YES	YES	IEA-NEA
053-4290	(17)45898	(20)47218	849-1256	991-1869	1119-1696	1696	MA + 32	---	---	---	---	YES	YES	IEA-NEA
054-0270	(17)44296	(18)46782	600-978	684-1122	---	1176	MA + 24	---	---	---	8.69	YES	ND	IEA-NEA
057-0130	(17)50055	(33)54403	912-2110	982-2264	---	2383	MA + 36	---	---	---	8.69	YES	YES	IEA-NEA
058-1110	(24)50757	()	905-1499	1007-1733	---	1851	MA + 16	---	---	---	---	YES	YES	IEA-NEA
058-1350	(30)50897	()	1008-2077	848-2217	---	2268	C.A.S.	---	---	---	8.00	YES	YES	IEA-NEA
063-1850	(25)46960	(25)48942	0-3091	248-2958	---	2167	MA + 36	---	---	---	---	YES	ND	IEA-NEA
071-2310	(19)49652	()	692-1003	828-1581	964-2016	2016	MA + 30	---	---	---	8.69	YES	YES	IEA-NEA
081-0370	(22)58560	()	700-1068	788-1608	821-1705	1705	MA + 30	---	---	---	---	YES	YES	IEA-NEA

* PERCENT OF TEACHERS' RETIREMENT SYSTEM MONIES WHICH ARE BOARD PAID.

ELEMENTARY DISTRICTS WITH 1000 - 2999 ENROLLMENT

CTY-OIST	NAME OF OISTRICT	NO OF TCHRS		TEACHER SALARY SCHEDULE - 1997 - 88*		MA SCHEDULED		MA 10TH YEAR		MA+30-32 SCHO	
		MIN.	MAX.	MIN.	MAX.	MIN.	MAX.	MIN.	MAX.	MIN.	MAX.
082-0800	O FALLON C C SCHOOL OIST 80	25133	(15)45384	(16)45637	27839	(18)51002	(17)51275	37836	29804	(16)54121	(17)54394
090-0860	EAST PEORIA SCHOOL OISTRICT 86	21739	(30)42146	()	23881	(30)50085	()	29823	25261	(30)52959	()
088-0130	ROCK FALLS ELEMENTARY SCH DIST 1	22879	(13)33203	()	26055	(16)38762	(29)48883	33203	0	()	()
099-0170	CHANNAHON SCHOOL OISTRICT 17	22587	(19)38821	()	24651	(23)44511	()	32259	26941	(28)51319	()
089-030C	TROY COMM CONS SCH OIST 30C	23104	(20)44595	(28)53365	24164	(20)47500	(28)57470	31840	27170	(20)49936	(28)60207
099-033C	HOMER COMM CONS SCH OIST 33C	22318	(20)40417	(24)45456	25451	(20)45568	(30)56486	33661	27760	(20)49342	(28)55858
099-0920	WILL COUNTY SCHOOL OISTRICT 92	21717	(12)32494	(13)32733	25107	(19)43084	(20)43666	32803	26343	(20)45347	(21)46376
099-157C	FRANKFORT C C SCH DIST 157C	23335	(14)35375	()	26335	(20)43535	()	34075	28335	(24)48975	(27)50949
099-1590	MOKENA SCHOOL OIST 159	23000	(14)34790	()	25133	(25)51090	()	32793	26663	(25)54201	()
099-1610	SUMMIT HILL SCHOOL OIST 161	24311	(16)37483	()	25851	(22)45852	(22)48679	32801	27388	(23)48960	(23)52172
101-1310	KINNINNICK C C SCH OIST 131	23150	(16)38892	()	25928	(20)47967	()	35845	28012	(20)51822	()
101-1400	ROCKTON SCH OIST 140	24022	(16)39396	()	30027	(16)45401	()	38675	33630	(16)49004	()

ELEMENTARY OISTRICTS WITH 3000 - 5999 ENROLLMENT

016-0250	ARLINGTON HEIGHTS SCH DIST 25	28844	(12)44997	(25)51662	32305	(16)54804	(20)63376	46727	35190	(16)57688	(20)68182
016-0340	GLENVIEW C C SCHOOL OIST 34	28824	(25)57098	()	37487	(11)86067	()	61072	0	()	()
016-0390	WILMETTE SCHOOL OIST 39	30711	(8)37774	()	33707	(20)54667	()	43916	0	()	()
016-0620	OES PLAINES C C SCH OIST 62	27500	(18)54841	()	29000	(18)61421	()	43720	30500	(18)66240	(23)74177
016-0630	EAST MAINE SCHOOL OIST 63	29331	(9)39221	(26)40021	32174	(18)53167	(26)53967	42252	0	()	()
016-0640	PARK RIGGE C C SCHOOL OIST 64	30669	(19)51466	()	35259	(19)57573	()	46374	40991	(19)63306	()
016-0880	BELLWOOD SCHOOL OIST 88	24040	(15)36295	(27)46217	26306	(23)52965	(27)58416	33697	28624	(23)57916	(27)63876
016-0890	MAYWOOD-MELROSE PARK-BROADVIEW-8	27445	(17)45706	()	28885	(18)52197	(23)52707	37784	30434	(18)55045	(23)55555
016-0970	OAK PARK ELEM SCHOOL DIST 97	24902	(12)37452	()	28145	(24)52483	()	37264	31302	(24)56846	()
016-1110	BURBANK SCHOOL OISTRICT 111	25890	(29)48814	()	28590	(29)52911	()	38246	30390	(29)54995	()
016-1300	COOK COUNTY SCHOOL OIST 130	24416	(15)39061	(22)40061	28016	(21)49236	(22)50236	38045	30797	(21)52286	(22)53286
016-1350	ORLANDO SCHOOL DISTRICT 135	28600	(20)44382	()	32400	(25)50031	()	0	36300	(25)56457	()
016-1400	KIRBY SCHOOL DIST 140	25930	(19)41130	()	29330	(27)55030	()	34630	0	()	()
016-1440	PRAIRIE-HILLS ELEM SCH DIST 144	24040	(19)44010	(20)45110	26471	(20)52229	(21)53729	36793	0	()	()
016-1480	OOLTON SCHOOL OISTRICT 148	24600	(18)40730	(38)57830	26700	(18)42830	(38)59930	34730	0	()	()
016-1490	OOLTON SCHOOL OISTRICT 149	25603	(12)49749	()	27838	(14)60913	()	47560	0	()	()
016-1520	HARVEY SCHOOL DISTRICT 152	25737	(27)54514	()	28722	(28)63264	()	29550	30226	(28)65883	()
016-1700	CHICAGO HEIGHTS SCHOOL DIST 170	23200	(29)50400	()	24625	(35)57825	()	31425	0	()	()
022-0040	ADISON SCHOOL OIST 4	26059	(10)37786	()	28968	(22)57330	()	41694	32574	(22)59936	()
022-0330	WEST CHICAGO SCHOOL OIST 33	26592	(9)39518	()	31431	(11)53308	()	48426	36066	(11)59089	()
022-0410	GLEN ELLYN SCHOOL OISTRICT 41	31410	(9)47429	()	35179	(13)57794	()	49314	38320	(15)64076	()
022-0440	LOMBARD SCHOOL OISTRICT 44	30201	(9)43187	()	33825	(15)55871	()	46811	36241	(20)65837	(27)67250
022-0450	VILLA PARK SCHOOL DIST 45	26723	(6)33892	()	30634	(13)46928	()	41714	34544	(16)54749	()
022-0580	DOWNERS GROVE GRADE SCH OIST 58	27500	(10)38500	()	30800	(15)56375	()	48125	33000	(16)61050	(18)61350
022-0680	WOORIOGE SCHOOL OIST 68	25607	(10)29909	()	28654	(19)50343	(35)56489	36516	33161	(19)54850	(35)60996
022-0930	COMMUNITY CONSOLIDATED S O 93	29819	(14)45246	()	33639	(18)61260	()	44493	35860	(18)64801	()
022-1810	HINSDALE C C SCHOOL OIST 181	31915	(11)48914	()	35745	(15)64361	(35)70475	52776	39256	(15)68223	(35)74337
049-0500	WOODLAW C C SCHOOL OIST 50	(NEGOTIATION IN PROGRESS AS OF 02/01/98)									

* SALARIES INCLUDE TAX SHELTERED RETIREMENT CONTRIBUTION PAID OR DEPOSITED BY THE DISTRICT ON BEHALF OF TEACHERS TO TRS.

CTY-DIST	HIGHEST SALARY SCHEDULE 1996-97	INCREASE: 96-97 TO 97-98			HIGHEST SCHEDULED	DEGREE & HOURS REQUIRED	AVERAGE PAID SALARY 1997-98		AVERAGE YEARS EXPERIENCE 1997-98	NEGOTIATED AGREEMENT			
		BA	MA	MA+30-32			TR % *	YES		NO	FAIR	SHARE	AFFIL
082-0900	(16)54121	(17)54394	967-1744	1071-1962	1148-2082	2082	MA + 32	---	---	8.69	YES	YES	IFT-AFT
090-0860	(30)54488	()	428-423	931-1955	---	2858	MA + 45	---	---	8.69	YES	YES	IEA-NEA
098-0130	(19)43527	(29)49068	841-1217	956-1420	---	1593	MA + 27	---	---	9.23	YES	NO	IEA-NEA
099-0170	(28)51319	()	429-1412	409-1524	383-1657	1857	MA + 30	---	---	---	YES	YES	IFT-AFT
099-030C	(20)51239	(28)61764	1699-4103	762-4717	2181-4995	5138	MA + 45	---	---	8.00	YES	YES	IEA-NEA
099-033C	(20)51148	(27)64494	195-755	223-965	243-1109	1150	MA + 45	---	---	8.00	YES	YES	IFT-AFT
099-0920	(20)45347	(21)46376	348-261	476-668	525-755	755	MA + 30	---	---	---	YES	YES	IFT-AFT
099-157C	(24)48975	(27)50949	435-435	935-3515	935-6095	6095	MA + 32	---	---	8.69	YES	YES	IEA-NEA
099-1590	(25)54201	()	23----	---	344-6352	6352	MA + 30	---	---	---	YES	YES	IEA-NEA
099-1810	(23)48960	(23)52172	449-734	476-844	502-885	885	MA + 30	---	---	8.69	YES	NO	IFT-AFT
101-1310	(20)51822	()	1850-2879	1848-3299	1997-3564	3564	MA + 30	---	---	---	YES	NO	IEA-NEA
101-1400	(18)49004	()	870-1426	1087-1643	1217-1774	1774	MA + 30	---	---	8.69	YES	YES	IEA-NEA

ELEMENTARY DISTRICTS WITH 3000 - 5999 ENROLLMENT

018-0250	(18)57688	(20)68182	704-1099	788----	859----	---	MA + 32	---	---	---	YES	YES	IEA-NEA
018-0340	(11)86087	()	285-585	372-674	---	674	MA	---	---	---	YES	YES	IEA-NEA
018-0390	(20)86336	()	543-407	522----	---	---	MA + 60	---	---	---	YES	YES	IEA-NEA
018-0620	(18)86240	(23)74177	2000-8697	2000-4551	2000----	---	MA + 30	---	---	---	YES	YES	IEA-NEA
018-0630	(21)62045	(26)62845	687-919	754-1246	---	1454	MA + 54	---	---	---	YES	YES	IEA-NEA
018-0640	(19)67608	()	689-1157	792-1295	3162-3666	1520	EDD-PHD	---	---	---	YES	YES	IEA-NEA
018-0880	(23)57916	(27)63876	500----	500----	500----	---	MA + 30	---	---	---	YES	YES	IEA-NEA
018-0890	(18)55045	(23)55555	272-453	286-12	301-40	40	MA + 30	---	---	---	YES	YES	IEA-NEA
018-0970	(24)80023	()	349-524	394-735	438-796	840	MA + 60	---	---	---	YES	YES	IEA-NEA
018-1110	(29)54995	()	0-2148	---	0-2197	2197	MA + 30	---	---	---	YES	YES	IFT-AFT
018-1300	(21)53305	(22)54305	1550-1550	1505-1550	1550-1550	1550	EDD-PHD	---	---	---	YES	YES	IEA-NEA
018-1350	(25)58683	(33)66324	1400-1291	1400-1290	1400-1291	1291	MA + 45	---	---	---	YES	NO	IFT-AFT
018-1400	(27)59430	()	600-600	600-3400	---	4500	MA + 48	---	---	---	YES	YES	IEA-NEA
018-1440	(20)52229	(21)53729	120-612	131-605	---	605	MA	---	---	---	YES	YES	IEA-NEA
018-1480	(18)43830	(38)60930	0-0	0-0	---	---	MA + 20	---	---	---	YES	YES	IEA-NEA
018-1490	(14)86523	()	894-1539	972-3899	---	---	MA + 18	---	---	8.00	YES	YES	IEA-NEA
018-1520	(28)65883	()	1297-1330	1384-1842	1428-1919	2893	MA + 30	---	---	8.69	YES	YES	IEA-NEA
018-1700	(35)59250	()	800-1000	800-2000	---	2000	MA + 27	---	---	---	YES	YES	IFT-AFT
022-0040	(22)59936	()	561-814	645-1234	701-1291	1291	MA + 30	---	---	---	YES	YES	IEA-NEA
022-0330	(11)59089	()	779-1152	916-1554	1051-1722	1722	MA + 32	---	---	---	YES	YES	IEA-NEA
022-0410	(15)86788	()	1003-1515	1124-1846	1224-2046	2197	EDD-PHD	---	---	---	YES	YES	IEA-NEA
022-0440	(20)67045	(27)68458	794-1136	890-1469	953-1731	1763	MA + 45	---	---	8.69	YES	YES	IEA-NEA
022-0450	(16)54749	()	662-839	759-1163	856-1356	1356	MA + 30	---	---	---	YES	YES	IEA-NEA
022-0580	(19)66275	(21)66775	500-700	580-1025	600-1110	1205	MA + 75	---	---	---	YES	YES	IEA-NEA
022-0680	(19)54850	(35)60996	525-613	587-1032	680-1124	1124	MA + 32	---	---	8.00	YES	YES	IEA-NEA
022-0930	(18)66677	()	145-1035	164-1402	174-1482	1525	MA + 45	---	---	8.00	YES	YES	IEA-NEA
022-1810	(15)72084	(35)78198	929-403	1041-531	1143-563	594	EDD-PHD	---	---	8.69	YES	YES	IEA-NEA
049-0500	()	()	---	---	---	---	---	---	---	---	YES	YES	IFT-AFT

* PERCENT OF TEACHERS' RETIREMENT SYSTEM MONIES WHICH ARE BOARD PAID.

ELEMENTARY DISTRICTS WITH 3000 - 5999 ENROLLMENT

CTY-DIST	NAME OF DISTRICT	TEACHER SALARY SCHEDULE - 1987 - 98*		MA SCHEDULED		MA 10TH YEAR		MA+30-32		SCHD	LONGEVITY	LONGEVITY
		NO OF TCHRS	BA SCHEDULED	MIN.	MAX.	MIN.	MAX.	MIN.	MAX.			
(NEGOTIATION IN PROGRESS AS OF 02/01/98)												
049-0730	HAWTHORN C C SCHOOL DIST 73	26367(11)36338	(20)37838	28812(19)54719	(20)55719	39533	31163(19)61727	(20)82727				
049-0860	KILDEER COUNTRYSIDE C C S DIST 8	29070(11)41381	()50039	33150(18)57039	()71011	44033	37230(17)66755	()78838				
049-1120	NORTH SHORE SD 112	23595(11)31283	()---	25886(28)51095	()---	31983	0() 0	()---				
083-0150	MCHENRY C C SCHOOL DIST 15	22442(13)35542	(35)39864	25852(18)48863	(35)54189	35520	28746(18)54332	(35)60254				
083-0260	CARY C C SCHOOL DIST 28	25501(14)46293	()---	28184(16)51598	()---	51598	30570(18)56578	()---				
082-1180	BELLEVILLE SCHOOL DIST 118	23543(17)35548	(35)37049	27074(21)44131	(35)45641	34384	29428(23)49734	(35)51234				
080-1080	PEKIN PUBLIC SCHOOL DIST 108	24850(24)46707	()---	26850(26)52236	()---	31855	27150(32)61902	()---				
099-1220	NEW LENOX SCHOOL DIST 122											

ELEMENTARY DISTRICTS WITH 6000 - 11,999 ENROLLMENT

016-0210	WHEELING C C SCHOOL DIST 21	27927(11)39229	(25)45121	30378(14)53820	(25)60346	41501	33988(14)59800	(25)88913				
016-0590	COMM CONS SCH DIST 58	27442(12)44805	(25)46115	31020(15)57251	(25)58561	44805	33681(17)67415	(25)88725				
016-0850	EVANSTON C C SCHOOL DIST 65	31306(13)45061	()---	34437(18)58855	()---	48837	0() 0	()---				
016-0890	CICERO SCHOOL DISTRICT 89	25815(22)42065	(24)49021	28315(22)44674	(24)51630	38141	30054(22)48413	(24)53369				
083-0470	CRYSTAL LAKE C C SCH DIST 47	21576(13)38455	()---	23788(17)45960	()---	36036	25297(21)52658	(23)56273				
099-0860	JOLIET SCHOOL DIST 86	21972(15)29582	(39)50627	23950(18)35084	(39)52917	28632	24937(18)36489	(39)54305				

ELEMENTARY DISTRICTS WITH OVER 12,000 ENROLLMENT

016-0150	PALATINE C C SCHOOL DIST 15	29313(25)53929	()---	35088(25)63862	()---	42815	40817(25)89455	()---				
016-0540	SCHAUMBURG C C SCHOOL DIST 54	27955(11)45567	(24)51437	31030(16)60383	(24)86533	44169	34944(16)64576	(24)70726				

* SALARIES INCLUDE TAX SHELTERED RETIREMENT CONTRIBUTION PAID OR DEPOSITED BY THE DISTRICT ON BEHALF OF TEACHERS TO TRS.

ELEMENTARY DISTRICTS WITH 3000 - 5999 ENROLLMENT

CTY-DIST	HIGHEST SCHEDULED SALARY 1998-97	LONGEVITY	INCREASE: 98-97 TO 97-98			HIGHEST MA+30-32	DEGREE & HOURS SCHEDULED REQUIRED	AVERAGE PAID SALARY 1997-98	AVERAGE YEARS EXPERIENCE 1997-98	NEGOTIATED AGREEMENT	
			BA MIN	MA MIN	MA MAX					YES FAIR SHARE	NO AFFIL
049-0730	()	()				MA + 48			YES	IEA-NEA	
049-0960	(19)61727	(20)82727	647-905	708-1343	788-1515	MA + 30			YES	IEA-NEA	
049-1120	(17)70588	()82002	570----	850-1087	730-1047	MA + 45			YES	IEA-NEA	
083-0150	(29)52051	()	470-822	517-1018	1037	MA + 24		8.89	YES	IEA-NEA	
083-0260	(18)54832	(35)60754	13-22	15-28	17-33	MA + 45		2.04	YES	IEA-NEA	
082-1180	(18)58578	()				MA + 32		8.00	YES	IFT-AFT	
080-1080	(23)49734	(35)51234	614-928	708-1151	787-1297	MA + 30		8.89	YES	IEA-NEA	
089-1220	(32)61902	()	910----	910-2130	910-2524	MA + 30			YES	IFT-AFT	

ELEMENTARY DISTRICTS WITH 6000 - 11,999 ENROLLMENT

018-0210	(14)59800	(25)88913	843-----	1253-----	933-----	MA + 30			8.89	YES	IEA-NEA
018-0590	(17)87415	(25)88725	799-1305	903-1887	980-1984	MA + 30			YES	NO	IEA-NEA
018-0850	(22)70751	()	912-1314	1004-7188	2081	MA + 10			6.50	YES	IEA-NEA
018-0890	(22)48320	(24)55108	272-----	272-----	272-----	MA + 80			8.89	YES	IFT-AFT
083-0470	(21)52858	(23)58273	576-1180	638-1410	875-----	MA + 32			8.89	YES	IEA-NEA
089-0880	(18)38489	(38)54305	256-355	278-251	280-261	MA + 30			8.00	YES	IFT-AFT

ELEMENTARY DISTRICTS WITH OVER 12,000 ENROLLMENT

016-0150	(25)89455	()	1381-2504	1630-2956	1895-3225	MA + 30			8.89	YES	IEA-NEA
016-0540	(16)64576	(24)70728	633-1032	703-1387	791-1462	MA + 30			8.00	YES	IEA-NEA

* PERCENT OF TEACHERS' RETIREMENT SYSTEM MONIES WHICH ARE BOARD PAID.

SECONDARY DISTRICTS WITH UNDER 500 ENROLLMENT

CTY-DIST	NAME OF DISTRICT	TEACHER SALARY SCHEDULE - 1997 - 98*			MA SCHEDULED			MA 10TH YEAR	MA+30-32 MIN.	SCHD MAX.	LONGEVITY	LONGEVITY
		ND DF TCHRS	BA SCHEDULED	MIN.	MAX.	LONGEVITY	MIN.					
008-5050	OHIO COMMUNITY H S DIST 505	19734	(12)25212	()	21560	(13)27495	()	25668	23388	(13)29321	()	---
010-3050	ST JOSEPH OGDEN C H S DIST 305	23450	(18)33050	()	24800	(20)39500	()	31800	0	() 0	()	---
028-0380	CHRISTOPHER CDMH H S DIST 38	25000	(25)48739	(30)	47609	(28)50109	(30)	36198	0	() 0	()	---
028-1120	THOMPSONVILLE COMM H S DIST 112	21299	(19)30592	()	22321	(25)34549	()	28723	23342	(25)35571	()	---
032-0730	GARDNER S WILMINGTON THS DIST 73	23397	(20)40571	()	25245	(20)42418	()	32973	26188	(20)43342	()	---
038-2330	MILFORD TWP HIGH SCH DIST 233	21304	(10)26054	()	23071	(20)34397	(32)	27228	0	() 0	()	---
038-2520	CRESCENT IROQUOIS COMM DIST 252	21950	(13)31279	()	23708	(17)34791	()	31169	0	() 0	()	---
041-2040	WEBBER TOWNSHIP H S DIST 204	22560	(21)36587	(30)	38491	(22)38749	(30)	30065	0	() 0	()	---
041-2050	WOODLAWN COMM H S DIST 205	20988	(19)37639	()	23080	(19)42088	()	33893	0	() 0	()	---
044-1330	VIENNA H S DISTRICT 13-3	24592	(20)37868	()	25821	(20)42700	()	37178	27018	(20)45481	()	---
046-3020	ST ANNE COMM H S DIST 302	25398	(18)33541	(30)	34903	(25)38079	(30)	30815	0	() 0	()	---
047-0180	NEWARK COMM H S DIST 18	23000	(20)34000	(29)	35100	(21)38800	(29)	30200	0	() 0	()	---
053-2300	DWIGHT TWP H S DIST 230	23440	(9)31878	()	27190	(17)43130	()	35629	30941	(17)48880	()	---
058-7000	ODIN COMM H S DIST 700	24358	(20)33991	(21)	34391	(20)34441	(21)	29103	0	() 0	()	---
063-1570	RICHMOND-BURTON COMM H S DIST 157	21825	(8)26201	()	24013	(34)84105	(35)	31247	25405	(38)89288	()	---
087-1850	TOWER HILL COMM HIGH SCH DIST 18	20054	(30)31198	()	20707	(30)33478	()	24375	0	() 0	()	---
087-1880	COWDEN-HERRICK COMM H S DIST 188	21908	(20)29448	(22)	22848	(25)33469	(26)	26557	0	() 0	()	---
092-2250	ARMSTRONG TWP HS DIST 225	21400	(22)30890	()	22600	(22)33490	()	27055	0	() 0	()	---

SECONDARY DISTRICTS WITH 500 - 999 ENROLLMENT

008-5000	PRINCETON HIGH SCH DIST 500	23420	(8)31960	()	26320	(13)39950	()	38895	29140	(20)47705	()	---
008-5020	HALL HIGH SCH DIST 502	21787	(11)31343	()	24814	(19)41361	()	33525	27099	(19)43648	()	---
010-1930	RANTOUL TOWNSHIP H S DIST 193	24348	(18)31739	(18)	32945	(20)38198	(20)	29457	27174	(24)41739	(24)	43325
014-0710	CENTRAL COMMUNITY H S DIST 71	26833	(21)41465	()	28138	(24)45937	()	35329	0	() 0	()	---
016-2080	RIVERSIDE BROOKFIELD TWP DIST 20	32630	(9)46285	()	34719	(19)70950	()	50538	37108	(19)73575	()	---
016-2100	LEMONT TWP H S DIST 210	29487	(14)42218	()	32219	(24)83173	(35)	43738	34847	(24)88210	(35)	75210
016-2310	EVERGREEN PARK COMM HI SCH D 231	30160	(8)38448	(8)	38865	(15)52760	(16)	43993	37261	(17)82421	(18)	83045
016-2340	RIDGEWOOD COMM H S DIST 234	33138	(10)49448	()	38580	(17)89548	()	52948	43112	(18)74152	()	---
028-1030	BENTON CDNS HIGH SCHOOL DIST 103	23804	(17)38365	(20)	39222	(21)45217	()	34939	0	() 0	()	---
032-1010	MORRIS CDMH HIGH SCH DIST 101	30940	(21)44634	()	32462	(29)51375	()	38332	34092	(31)54310	()	---
049-1240	GRANT COMM H S DISTRICT 124	26889	(15)48384	(38)	87200	(17)58803	(38)	41225	31211	(17)61574	(38)	77548
050-0400	STREATOR TWP H S DIST 40	23315	(6)30310	()	24900	(18)48631	()	36139	27978	(18)48982	(23)	50232
050-1800	SENECA TWP H S DIST 180	29435	(11)44153	()	32379	(17)54180	()	44741	34733	(21)61225	()	---
050-2800	MENDOTA TWP H S DIST 280	22018	(13)36330	()	26423	(15)42936	()	36330	30826	(17)49542	()	---
053-0900	PONTIAC TWP H S DIST 90	23067	(9)31371	()	28758	(13)39214	(20)	35062	30448	(19)50517	(20)	52039
057-0140	EAST ALTON-WOOD RIVER C H S D 14	30889	(13)39215	()	32263	(19)47218	()	39347	33313	(19)48269	()	---
058-6000	SALEM COMM H S DIST 800	21450	(20)37710	(27)	41210	(23)42673	(31)	31291	26498	(23)45197	(27)	52441
083-1540	MARENGO COMM HS DIST 154	24013	(7)26374	()	25613	(22)44049	()	33155	27213	(28)51081	()	---
071-2120	ROCHELLE TWP HIGH SCH DIST 212	27362	(7)39939	()	31792	(17)54724	()	43779	33097	(17)58354	()	---
073-1010	PINCKNEYVILLE COMM H S DIST 101	26875	(18)39005	()	29575	(23)45071	()	35636	32266	(23)47766	()	---
082-0770	FREEBURG COMM H S DIST 77	24950	(30)38423	()	26948	(30)43663	()	33683	0	() 0	()	---
081-0810	ANNA JONESBORO COMM H S DIST 81	26037	(10)35655	()	29005	(16)44395	()	37862	0	() 0	()	---

* SALARIES INCLUDE TAX SHELTERED RETIREMENT CONTRIBUTION PAID OR DEPOSITED BY THE DISTRICT ON BEHALF OF TEACHERS TO TRS.

SECONDARY DISTRICTS WITH UNDER 500 ENROLLMENT

CTY-DIST	HIGHEST SCHEDULED SALARY 1996-97	LONGEVITY	INCREASE: 96-97 TO 97-98		HIGHEST MA MA+30-32	DEGREE & HOURS SCHEDULED REQUIRED	AVERAGE PAID SALARY 1997-98	AVERAGE YEARS EXPERIENCE 1997-98	NEGOTIATED AGREEMENT		AFFIL
			BA MIN--MAX	MA MIN--MAX					YES FAIR	NO SHARE	
006-5050	(13)29321	()	913-457	913-924	913-915	MA + 32	---	---	YES	YES	IFT-AFT
010-3050	(21)42130	()	795-1051	818-1133	---	MA + 16	---	---	YES	NO	IEA-NEA
028-0380	(30)52085	(30)52935	815-815	1250-1250	---	MA + 24	---	---	8.69	NO	---
028-1120	(25)35571	()	620-619	620-620	619-620	MA + 32	---	---	8.00	YES	INDEP.
032-0730	(20)43342	()	680-680	680-679	679-679	MA + 30	---	---	8.69	YES	IEA-NEA
038-2330	(20)35103	(32)37533	652-761	653-870	---	BA + 56	---	---	8.69	YES	IEA-NEA
038-2520	(18)35689	()	750-1493	810-1613	---	MA + 08	---	---	8.69	YES	IEA-NEA
041-2040	(22)38749	(30)40853	443-718	472-760	760	MA	---	---	8.69	YES	IEA-NEA
041-2050	(19)44641	()	0-0	0-0	---	MA + 36	---	---	8.69	YES	IEA-NEA
044-1330	(20)45461	()	1087-1777	1088-1777	1087-1777	MA + 32	---	---	8.69	YES	IEA-NEA
046-3020	(26)39213	(30)40575	1650-1650	1650-1650	---	MA + 16	---	---	8.69	YES	IEA-NEA
047-0180	(21)38150	(29)39250	1000-1000	1000-1000	1000	MA + 18	---	---	8.69	YES	IEA-NEA
053-2300	(17)46880	()	800-1088	928-1472	1056-1600	MA + 32	---	---	8.69	YES	IEA-NEA
058-7000	(20)34441	(21)34991	953-1351	953-1201	1201	MA	---	---	8.69	NO	---
063-1570	(36)69286	()	191-228	210-2152	221-2665	MA + 32	---	---	8.69	YES	IEA-NEA
087-1850	(30)33478	()	163-2473	218-2853	---	MA	---	---	8.69	YES	IFT-AFT
087-1880	(25)33904	(26)34304	650-650	650-650	650	MA + 16	---	---	8.69	YES	IFT-AFT
092-2250	(22)33740	()	700-1940	700-1140	1140	MA + 16	---	---	8.69	YES	IEA-NEA

SECONDARY DISTRICTS WITH 500 - 999 ENROLLMENT

006-5000	(20)47705	()	740-1115	918-1394	1017-1665	MA + 32	---	---	9.15	YES	IEA-NEA
006-5020	(19)43648	()	684-980	778-1299	---	MA + 36	---	---	8.00	YES	IEA-NEA
010-1930	(24)42826	(24)44453	0-0	0-0	0-0	MA + 48	---	---	8.69	YES	IEA-NEA
014-0710	(24)46875	()	523-1485	552-1600	---	MA + 24	---	---	8.69	YES	IEA-NEA
016-2080	(19)74887	()	1027-1456	1093-2233	1168-2316	MA + 45	---	---	8.69	YES	IEA-NEA
016-2100	(24)67425	(35)76425	562-2010	690-1851	804-1996	C.A.S.	---	---	8.00	YES	IEA-NEA
016-2310	(17)69476	(18)70100	580-740	644-1015	716-1201	MA + 60	---	---	4.00	YES	IEA-NEA
016-2340	(18)79120	()	996-1487	1100-2091	1296-2230	EDD-PHD	---	---	8.69	YES	IFT-AFT
028-1030	(21)47787	()	434-694	495-815	---	MA + 24	---	---	8.69	YES	IEA-NEA
032-1010	(31)56592	()	710-1360	710-1362	709-1365	EDD-PHD	---	---	8.69	YES	IEA-NEA
049-1240	(17)64114	(38)79920	113-315	187-370	203-400	MA + 45	---	---	7.00	YES	IFT-AFT
050-0400	(18)48962	(23)50232	311-405	---	373-653	MA + 32	---	---	8.69	YES	IFT-AFT
050-1600	(21)61245	()	1235-1853	1359-2272	1457-2569	MA + 32	---	---	8.69	YES	IEA-NEA
050-2800	(17)49542	()	846-1396	1016-1651	1186-1906	MA + 32	---	---	8.69	YES	IEA-NEA
053-0900	(19)50517	(20)52039	867-1179	1008-1474	1144-1899	MA + 32	---	---	8.69	YES	IEA-NEA
057-0140	(19)49317	()	1679-2165	1765-2583	---	MA + 48	---	---	8.69	YES	IFT-AFT
058-6000	(23)45197	(27)52441	350-1170	458-1401	566-1509	MA + 32	---	---	8.69	YES	IEA-NEA
063-1540	(26)51081	()	766-997	766-1492	766-1624	MA + 32	---	---	8.69	YES	IEA-NEA
071-2120	(17)58898	()	404-547	792-809	465-808	MA + 42	---	---	8.69	YES	IEA-NEA
073-1010	(23)47766	()	978-1173	1028-1272	1065-1315	MA + 32	---	---	8.69	YES	IEA-NEA
082-0770	(30)45908	()	750-2674	810-3007	---	MA + 24	---	---	8.69	YES	IEA-NEA
091-0810	(17)46453	()	1001-1371	1115-1708	---	MA + 16	---	---	8.69	YES	IEA-NEA

* PERCENT OF TEACHERS' RETIREMENT SYSTEM MONIES WHICH ARE BOARD PAID.

SECONDARY DISTRICTS WITH 500 - 999 ENROLLMENT

CTY-DIST	NAME OF DISTRICT	NO OF TCHRS	TEACHER SALARY SCHEDULE - 1997 - 98*		LONGEVITY	MA 10TH YEAR	MA+30-32 SCHD	
			BA SCHEDULED MIN. --- MAX.	MA SCHEDULED MIN. --- MAX.			MIN. ---	MAX.
095-0990	NASHVILLE COMM H S DISTRICT 99	26203(12)34042	()	28292(20)43975	()	35349	O()	O()
096-2250	FAIRFIELD COMM H S DIST 225	27211(13)36786	()	29416(21)44851	()	36031	O()	O()
098-3010	ROCK FALLS TWP H S DIST 301	22768(12)35063	()	26866(24)51457	()	36088	30965(24)55555	()
102-1220	METAMORA TWP H S DIST 122	25338(12)36310	(13)37010	30291(16)44307	(17)45007	39883	33426(20)50597	(21)51997

SECONDARY DISTRICTS WITH 1000 - 2999 ENROLLMENT

016-2000	OAK PARK & RIVER FOREST DIST 200	31491(10)44087	()	34010(17)62982	()	49126	36844(21)73689	(29)75578
016-2020	EVANSTON TWP H S DIST 202	34431(12)47578	(25)48828	37891(20)72201	(25)72701	54151	39621(20)75661	(25)76161
016-2060	BLOOM TWP HIGH SCH DIST 206	29440(20)38272	()	32090(20)59366	()	41716	35034(20)63761	()
016-2150	THORNTON FRACTIONAL T H S D 215	31389(12)50820	(13)53705	34677(17)63226	(18)67471	49176	37666(17)66125	(18)70754
016-2170	ARGO COMM H S DIST 217	31514(9)36464	()	34099(17)64447	(37)72667	49444	35804(17)66152	(37)74572
016-2200	REAVIS TWP H S DIST 220	33471(8)38027	()	36781(18)68411	(27)71911	54435	40458(18)71354	(27)74854
016-2290	OAK LAWN COMM H S DIST 229	30295(10)38845	()	33280(22)65050	()	44935	35665(22)68800	()
016-2330	HOMWOOD FLOSSMOOR C H S D 233	30898(13)45171	(13)45842	34282(18)64623	(18)65583	51042	36170(20)71446	(20)72507
022-0940	COMMUNITY HIGH SCH DISTRICT 94	32489(32)46322	(37)47572	34760(32)73700	(37)74950	47357	34760(32)76072	(37)77322
022-1000	FENTON COMM H S DIST 100	33274(9)46247	(25)49747	36601(17)69709	(25)71209	53738	39929(17)73369	(25)74869
022-1080	LAKE PARK COMM H S DIST 108	32288(7)43050	()	36285(17)67650	()	52890	39975(18)73185	()
032-1110	MINOOKA COMM H S DISTRICT 111	27446(15)41712	()	30011(20)49033	(21)49956	38571	32576(23)54451	(24)55375
039-1650	CARBONDALE COMM H S DISTRICT 165	25316(11)35579	()	28241(17)44102	()	36638	O()	O()
041-2010	MT VERNON TWP H S DIST 201	23834(13)35528	(15)36398	27766(20)47034	(22)48299	35519	O()	O()
046-3070	BRADLEY BOURBONNAIS C HS D 307	26300(13)34878	()	29500(24)50352	(29)54223	34389	30300(24)52806	(35)58642
049-1130	TOWNSHIP HIGH SCHOOL DIST 113	37026(9)51836	()	40358(18)78410	()	61463	42950(18)83614	()
049-1150	LAKE FOREST COMM H S DISTRICT 11	33265(9)48813	()	37086(19)73857	()	54434	39648(18)78966	()
049-1170	ANTIUCH COMM HIGH SCH DIST 117	27300(17)44775	(18)44955	29244(22)66297	(26)67733	41060	31025(22)70267	(24)71122
049-1200	MUNDELEIN CONS HIGH SCH DIST 120	28225(7)40264	()	35790(19)66361	()	49211	38773(18)69343	()
049-1210	WARREN TWP HIGH SCH DIST 121	28000(12)49505	()	30579(16)66076	(17)69571	46990	33365(16)68014	(17)72509
049-1260	ZION-BENTON TWP H S DIST 126	28068(9)41177	()	30943(14)56165	(30)67760	45395	32152(14)58360	(30)70156
049-1270	GRAYSLAKE COMM HIGH SCH DIST 127	28800(6)36400	()	30500(22)70000	()	44400	32300(22)72800	()
049-1280	LIBERTYVILLE COMM H SCH DIST 128	33039(7)45594	()	37004(17)73016	(18)75091	54514	40638(18)76650	(18)78827
050-1200	LA SALLE-PERU TWP H S D 120	23708(5)27265	()	27028(13)39356	()	35563	30821(17)46943	()
050-1400	OTTAWA TWP H S DIST 140	25435(10)38152	()	27978(16)48328	()	39424	30522(16)50870	(18)51957
054-4040	LINCOLN COMM H S DIST 404	23300(13)34484	(14)38266	26562(16)40543	(19)44571	34950	O()	O()
058-2000	CENTRALIA H S DIST 200	26036(16)38297	(37)48797	28210(18)43960	(37)53460	38960	30384(22)49851	(37)57351
083-1560	MCHENRY COMM H S DIST 156	27107(15)49172	()	29853(18)57060	(19)60036	42477	33179(18)60286	(19)62704
072-3100	LIMESTONE COMM HIGH SCH DIST 310	26585(14)35665	()	28410(22)43510	()	34440	30335(26)48525	(27)49025
081-0300	UNITED TWP HS DISTRICT 30	23306(27)40846	()	28071(28)54280	()	34152	30421(30)57672	()
082-2030	O FALLON TWP HIGH SCH DIST 203	26341(14)41828	(24)46828	31113(21)52137	(31)57137	40053	32140(22)54576	(32)59576
090-3030	PEKIN COMM H S DIST 303	24612(17)39708	()	29043(19)45661	()	36795	33227(21)51768	()
090-3080	WASHINGTON COMM H S DIST 308	23343(14)35481	(15)38415	25677(17)40617	(18)41551	34081	27545(22)47153	(23)48087
090-3090	EAST PEORIA COMM H S DIST 309	25270(11)37400	(31)38410	27797(15)43970	(31)44980	37905	30324(19)50540	(31)52056
099-2050	LOCKPORT TWP HS DIST 205	27685(9)36589	()	30408(20)56292	(40)61092	41901	33142(24)65388	(40)71388
101-2070	HONONEGAH COMM H S DIST 207	24730(19)45704	()	26687(19)49661	()	38480	32644(19)53618	()

* SALARIES INCLUDE TAX SHELTERED RETIREMENT CONTRIBUTION PAID OR DEPOSITED BY THE DISTRICT ON BEHALF OF TEACHERS TO TRS.

SECONDARY DISTRICTS WITH 500 - 999 ENROLLMENT

CTY-DIST	HIGHEST SCHEDULED SALARY 1998-97	LONGEVITY	INCREASE: 96-97 TO 97-98		DEGREE & HOURS REQUIRED	AVERAGE PAID SALARY 1997-98		AVERAGE YEARS EXPERIENCE 1997-98	NEGOTIATED AGREEMENT		AFFIL	
			8A MIN	8A MAX		MIN	MAX		YES	NO		FAIR
095-0890	(20)45021	()	1245-1618	1344-2091	MA + 16	-----	-----	-----	8.69	YES	NO	IFT-AFT
096-2250	(22)46321	()	145-1158	214-1409	MA + 16	-----	-----	-----	8.69	YES	NO	IEA-NEA
098-3010	(24)56579	()	1083-1688	1278-2449	MA + 40	-----	-----	-----	8.69	YES	YES	IEA-NEA
102-1220	(20)50597	(21)51997	809-1160	968-1415	MA + 32	-----	-----	-----		YES	NO	INDEP.

SECONDARY DISTRICTS WITH 1000 - 2999 ENROLLMENT

016-2000	(21)75893	(29)77782	617-863	666-1234	EDD-PHD	-----	-----	-----		YES	YES	INDEP.
016-2020	(20)80957	(25)80657	741------	816-1038	EDD-PHD	-----	-----	-----	8.00	YES	YES	IEA-NEA
016-2060	(20)68530	()	1186-1071	525-1988	MA + 60	-----	-----	-----	8.69	YES	YES	IEA-NEA
016-2150	(17)67710	(18)72396	988-1600	1092-1990	MA + 45	-----	-----	-----		YES	YES	IFT-AFT
016-2170	(17)67857	(37)76277	0-0	0-0	EDD-PHD	-----	-----	-----		YES	YES	IFT-AFT
016-2200	(18)76136	(27)79636	1132-1286	1244-2313	EDD-PHD	-----	-----	-----		YES	YES	IFT-AFT
016-2280	(22)70585	()	290-390	175-2125	MA + 45	-----	-----	-----	4.00	YES	YES	IFT-AFT
016-2330	(23)77487	()	306-1347	339-1740	MA + 45	-----	-----	-----		YES	NO	IEA-NEA
022-0940	(32)79783	(37)81033	1681-8925	1799-7405	EDD-PHD	-----	-----	-----	8.69	YES	YES	IEA-NEA
022-1000	(17)77196	(25)80027	969-1405	1065-2030	MA + 60	-----	-----	-----		YES	YES	IEA-NEA
022-1080	(19)76875	()	788-1050	885-1650	MA + 45	-----	-----	-----		YES	YES	IEA-NEA
032-1110	(25)57636	(26)58559	408-6359	625-1169	MA + 45	-----	-----	-----	8.69	YES	YES	IEA-NEA
039-1650	(25)50717	()	1219-826	1360-1237	MA + 24	-----	-----	-----	8.00	YES	NO	IEA-NEA
041-2010	(20)50010	(22)51275	225-225	225-225	MA + 36	-----	-----	-----	8.00	YES	YES	IEA-NEA
046-3070	(24)52806	(35)58642	300------	300-142	MA + 30	-----	-----	-----	8.69	YES	YES	IEA-NEA
049-1130	(18)88472	()	1594-2232	1738-3376	MA + 60	-----	-----	-----	8.69	YES	NO	INDEP.
049-1150	(19)81819	()	1059-1553	1180-2350	EDD-PHD	-----	-----	-----		YES	YES	IEA-NEA
049-1170	(22)70267	(24)71122	2244-3571	1541-2396	MA + 30	-----	-----	-----		YES	YES	IEA-NEA
049-1200	(20)75263	()	1000-1350	1200-2225	EDD-PHD	-----	-----	-----	3.00	YES	YES	IEA-NEA
049-1210	(16)69486	(17)73981	200-325	217-427	MA + 45	-----	-----	-----		YES	YES	IFT-AFT
049-1260	(14)60552	(30)72749	316-463	347-631	MA + 60	-----	-----	-----	8.69	YES	YES	IFT-AFT
049-1270	(22)72800	()	1200-1200	1200-3700	MA + 30	-----	-----	-----		YES	YES	IEA-NEA
049-1280	(18)77972	(18)80187	642-886	719-1419	MA + 45	-----	-----	-----		YES	YES	IFT-AFT
050-1200	(17)46943	()	614-706	700-1943	MA + 32	-----	-----	-----	8.69	YES	ND	IFT-AFT
050-1400	(16)50870	(18)51957	653-979	718-1240	MA + 30	-----	-----	-----	8.69	YES	YES	IEA-NEA
054-4040	(18)45203	(24)49457	750-1110	855-1305	C.A.S.	-----	-----	-----	8.69	YES	YES	IEA-NEA
058-2000	(22)49851	(37)57351	438-661	696-950	MA + 32	-----	-----	-----	8.69	YES	NO	IEA-NEA
063-1560	(18)63647	(19)66719	700-1270	773-1473	MA + 60	-----	-----	-----		YES	YES	IEA-NEA
072-3100	(26)49600	(27)50100	1085-1085	1110-1170	MA + 45	-----	-----	-----		YES	NO	IFT-AFT
081-0300	(30)57672	()	732-409	503-1116	MA + 30	-----	-----	-----		YES	YES	IEA-NEA
082-2030	(22)55603	(32)60603	737-4088	809-3856	EDD-PHD	-----	-----	-----	2.67	YES	YES	IFT-AFT
090-3030	(21)51768	()	807-2106	953-2309	MA + 30	-----	-----	-----	8.69	YES	ND	IEA-NEA
090-3080	(22)47453	(23)48087	920-1398	1012-1601	MA + 32	-----	-----	-----	8.69	YES	YES	IEA-NEA
090-3090	(19)50540	(31)52056	830-1229	913-1444	MA + 30	-----	-----	-----	8.69	YES	NO	IEA-NEA
099-2050	(24)69318	(40)75318	624-690	624-968	EDD-PHD	-----	-----	-----	8.69	YES	NO	IFT-AFT
101-2070	(19)55992	()	230-1353	267-1390	EDD-PHD	-----	-----	-----	8.69	YES	YES	IEA-NEA

* PERCENT OF TEACHERS' RETIREMENT SYSTEM MONIES WHICH ARE BOARD PAID.

SECONDARY DISTRICTS WITH 3000 - 5999 ENROLLMENT

CTY-DIST	NAME OF DISTRICT	TEACHER SALARY SCHEDULE - 1997 - 98*		MA SCHEDULED		LONGEVITY	MA 10TH YEAR	MA+30-32 SCHD		
		NO OF TCHRS	BA SCHEDULED	MIN.	MAX.			MIN.	MAX.	LONGEVITY
016-2030	NEW TRIER TWP H S DIST 203	33429	(8)44821	()----	37310(21)75747	()----	53899	37310	(21)82670	()----
016-2040	LYONS TWP H S DIST 204	34473	(13)53779	(38)55158	37231(17)73084	(38)74463	58192	39989	(17)75842	(38)77221
016-2090	PROVISO TWP H S DIST 209	29855	(9)39389	(37)42269	32848(25)71752	(37)73052	41887	34763	(25)74629	(37)75929
016-2120	LEYDEN COMM H S DIST 212	33442	(12)54810	(18)60763	38618(16)88750	(22)74903	55204	41174	(18)75582	(24)81735
016-2180	COMMUNITY HIGH SCHDOL DIST 218	31198	(10)45630	()----	33998(20)85451	(21)65978	48661	38820	(20)89218	(21)89745
016-2190	NILES TWP COMM HIGH SCH DIST 219	36880	(8)48637	(20)51137	45645(16)72852	(28)75352	59292	48098	(16)76443	(28)78943
016-2250	NORTHFIELD TWP HIGH SCH DIST 225	35905	(8)45424	()----	40047(19)76557	()----	56601	43137	(19)79877	()----
016-2270	RICH TWP H S DISTRICT 227	30135	(13)43985	()----	31197(22)62897	(23)66464	43797	32317	(22)64897	(23)70298
016-2280	BREMEN COMM H S DISTRICT 228	29780	(12)44072	()----	32758(17)57051	()----	45619	35736	(17)64092	()----
022-0860	HINSDALE TWP H S DIST 86	31700	(11)49319	()----	38040(16)89740	()----	53678	38040	(16)73544	()----
022-0880	DU PAGE HIGH SCHOOL DIST 88	32060	(7)39722	()----	34464(15)64441	(27)67326	48314	0	()	()----
022-0990	COMMUNITY HIGH SCHDOL DIST 99	28600	(19)44116	()----	34484(19)66319	()----	47822	36112	(19)72020	()----
049-1250	ADLAI E STEVENSON DIST 125	33600	(7)46015	()----	37632(20)73886	()----	54986	41328	(20)77582	()----
063-1550	COMMUNITY HIGH SCHDOL DIST 155	33949	(11)52621	(30)54487	38533(18)72142	(30)74010	55337	38533	(18)75877	(30)77744
082-2010	BELLEVILLE TWP HS DIST 201	30471	(13)51548	(26)58805	33874(15)62245	(28)65700	50852	35915	(15)64532	(28)67869
099-2040	JOLIET TWP HS DIST 204	28950	(16)42550	()----	31250(28)66650	()----	42300	32850	(28)68250	()----
099-2100	LINCOLN WAY COMM H S DIST 210	29600	(8)39280	()----	31770(20)62208	()----	43677	34088	(23)74541	()----

SECONDARY DISTRICTS WITH 6000 - 11,999 ENROLLMENT

016-2010	J S MORTON H S DISTRICT 201	32152	(10)41821	()----	34069(20)64305	(41)67207	45013	36232	(20)69047	(41)71950
016-2050	THORNTON TWP H S DIST 205	32280	(10)48390	()----	35809(19)70649	()----	51293	39035	(19)73875	()----
016-2070	MAINE TOWNSHIP H S DIST 207	34080	(11)49808	()----	36688(16)70482	()----	55822	39789	(18)76486	()----
016-2140	TOWNSHIP HIGH SCHDOL DIST 214	35243	(9)50045	()----	39120(18)75772	()----	58151	42644	(19)81059	()----
016-2300	CONS HIGH SCHDOL DISTRICT 230	28000	(9)38999	(18)58856	30658(17)57331	(18)61279	42704	33236	(22)74701	(23)77201
022-0870	GLENBARD TWP H S DIST 87	31738	(5)39037	()----	34911(15)63158	(19)64745	51732	34911	(16)66967	(19)71727

SECONDARY DISTRICTS WITH OVER 12,000 ENROLLMENT

016-2110	TOWNSHIP H S DIST 211	35500	(7)46878	()----	39050(18)76712	()----	57066	39050	(19)83040	()----
----------	-----------------------	-------	-----------	---------	----------------	---------	-------	-------	-----------	---------

* SALARIES INCLUDE TAX SHELTERED RETIREMENT CONTRIBUTION PAID OR DEPOSITED BY THE DISTRICT ON BEHALF OF TEACHERS TO TRS.

SECONDARY DISTRICTS WITH 3000 - 5999 ENROLLMENT

CITY-DIST	HIGHEST SCHEDULED SALARY 1996-97	LONGEVITY	INCREASE: 96-97 TO 97-98		HIGHEST SCHEDULED	DEGREE & HOURS REQUIRED	AVERAGE PAID		AVERAGE YEARS EXPERIENCE 1997-98	NEGOTIATED AGREEMENT		
			BA MIN	MA MAX			1997-98	SALARY 1997-98		YES	NO	FAIR SHARE
016-2030	(21)82670	()----	652-3332	732-7876	1621	MA + 30	----	----	----	YES	NO	IEA-NEA
016-2040	(17)80668	(38)82047	1004-1567	1084-2129	2349	MA + 60	----	----	----	YES	YES	IEA-NEA
016-2090	(25)77481	(37)78781	582-772	644-1406	1519	EDD-PHD	----	----	----	YES	YES	IFT-AFT
016-2120	(20)80938	(26)87091	673-1095	775-1381	1626	EDD-PHD	----	----	8.00	YES	NO	IFT-AFT
016-2180	(20)70740	(21)71267	571-836	622-1565	1692	MA + 45	----	----	----	YES	YES	IEA-NEA
016-2190	(18)83650	(30)86151	405-534	501-800	918	MA + 60	----	----	8.69	YES	YES	IFT-AFT
016-2250	(19)83200	()-----	1618-2046	1804-3625	3940	MA + 60	----	----	8.00	YES	YES	IEA-NEA
016-2270	(22)67078	(23)72593	135-785	47-837	2348	EDD-PHD	----	----	----	YES	YES	IEA-NEA
016-2280	(17)71116	(20)72116	1007-1487	1108-1924	1414	MA + 60	----	----	----	YES	YES	IEA-NEA
022-0860	(16)77348	()-----	878-1367	1054-1932	2143	MA + 60	----	----	8.69	YES	YES	IEA-NEA
022-0880	(15)73417	(27)76623	934-----	1004-1878	2138	MA + 60	----	----	----	YES	YES	IFT-AFT
022-0990	(19)77152	()-----	565-4027	2986-9049	347	MA + 60	----	----	----	YES	YES	IEA-NEA
049-1250	(20)78926	()-----	625-856	700-1374	1468	MA + 45	----	----	----	YES	YES	IEA-NEA
063-1550	(18)80460	(30)82327	692-1073	787-1471	1642	MA + 60	----	----	8.69	YES	YES	IEA-NEA
082-2010	(15)67394	(26)78669	1312-2220	1459-2681	2902	EDD-PHD	----	----	8.69	YES	YES	IFT-AFT
099-2040	(28)70550	()-----	450-450	450-1950	1950	EDD-PHD	----	----	----	YES	YES	IFT-AFT
099-2100	(23)74541	()-----	600-796	644-1261	1505	MA + 30	----	----	----	YES	NO	IEA-NEA

SECONDARY DISTRICTS WITH 6000 - 11,999 ENROLLMENT

016-2010	(20)73050	(41)75962	381-496	404-762	866	EDD-PHD	----	----	----	YES	YES	IFT-AFT
016-2050	(19)77101	()-----	940-1410	1044-2058	2246	MA + 60	----	----	----	YES	YES	IEA-NEA
016-2070	(19)81180	()-----	993-1450	1068-2053	2365	MA + 64	----	----	8.69	YES	YES	IEA-NEA
016-2140	(19)83526	()-----	1126-1599	1250-2420	2669	MA + 60	----	----	8.00	YES	YES	INDEP.
016-2300	(22)74701	(23)77201	0-0	0-0	----	MA + 30	----	----	----	YES	YES	IEA-NEA
022-0870	(20)76171	()-----	416-511	457-----	999	MA + 45	----	----	----	YES	YES	IEA-NEA

SECONDARY DISTRICTS WITH OVER 12,000 ENROLLMENT

016-2110	(25)86500	()-----	1200-1585	1320-3104	6820	MA + 42	----	----	----	YES	YES	IFT-AFT
----------	-----------	----------	-----------	-----------	------	---------	------	------	------	-----	-----	---------

* PERCENT OF TEACHERS' RETIREMENT SYSTEM MONIES WHICH ARE BOARD PAID.

122

121

UNIT DISTRICTS WITH UNDER 500 ENROLLMENT

CITY-DIST	NAME OF DISTRICT	TEACHER SALARY SCHEDULE - 1997 - 98*		MA SCHEDULED		MA 10TH YEAR	MA+30-32		LONGEVITY	LONGEVITY	
		NO OF TCHRS	BA SCHEDULED MIN. --- MAX.	LONGEVITY MIN. --- MAX.	MA SCHEDULED MIN. --- MAX.		MIN.	MAX.			SCHD MIN. --- MAX.
003-0010	MULBERRY GROVE C U SCH DIST 1	20386(14)27736	()	22738(17)31663	()	27463	25090(19)35065	()	()	()	
006-1030	DEPUÉ UNIT SCHOOL DIST 103	19636(16)29325	()	22058(19)33565	()	27509	0() 0	()	()	()	
006-3030	LA MOILLE C U SCHOOL DIST 303	20163(13)27793	(14)	28500	(17)32098	27402	0() 0	()	()	()	
006-3070	NEPONSET COM CDNS DIST 307	19795(21)29376	()	21421(23)33072	()	25584	0() 0	()	()	()	
007-0420	BRUSSELS COMM UNIT SCHOOL DIST 4	19947(13)26303	()	21903(19)31192	()	26792	0() 0	()	()	()	
008-3010	THOMSON COM UNIT DIST 301	20000(10)27640	()	23056(20)38336	()	29932	26112(20)41392	()	()	()	
009-0640	VIRGINIA C U SCH DIST 64	21475(16)31386	()	23428(18)35903	()	29003	0() 0	()	()	()	
011-0010	MORRISONVILLE C U SCH DIST 1	21123() 0	()	23523() 0	()	0	25443() 0	()	()	()	
011-0040	EDINBURG C U SCH DIST 4	21807(17)30702	(25)	32011	23334(17)33526	28730	0() 0	()	()	()	
011-0140	SOUTH FORK SCHOOL DISTRICT 14	19641(25)31777	()	21054(25)34560	()	25897	22359(25)35864	()	()	()	
013-0100	CLAY CITY COMM UNIT DIST 10	21500(25)33100	(26)	33400	23500(25)35100	26100	0() 0	()	()	()	
015-0050	OAKLAND C U SCHOOL DIST 5	19699(12)25395	()	21582(16)29473	()	25699	0() 0	()	()	()	
017-0010	HUTSONVILLE C U SCHOOL DIST 1	21861(11)28003	()	22746(21)34535	()	28003	0() 0	()	()	()	
019-4330	MALTA COMM UNIT SCH DIST 433	24041(11)31821	(25)	33451	27577(15)38184	33940	0() 0	()	()	()	
023-0030	KANSAS COMM UNIT SCHDOL DIST 3	22120(15)25775	(25)	26575	22935(21)32913	26478	0() 0	()	()	()	
023-0060	EDGAR COUNTY C U DIST 6	(NEGOTIATION IN PROGRESS AS OF 02/01/98)									
028-2010	BROWNSTOWN C U SCH DIST 201	21088(13)27064	()	22683(17)31504	()	27353	0() 0	()	()	()	
028-2020	ST ELMO C U SCHOOL DIST 202	22757(19)33140	()	24088(23)37694	(30)38259	29190	24787(23)38386	(30)38953	()	()	
029-0010	ASTORIA COMM UNIT SCH DIST 1	21854(17)28520	()	23361(21)32111	()	26652	0() 0	()	()	()	
029-0020	V I T COMM UNIT SCH DISTRICT 2	23485(17)31645	()	25405(21)35485	()	29725	0() 0	()	()	()	
029-0040	SPOON RIVER VALLEY C U S DIST 4	22356(16)31492	(17)	32063	23444(16)34308	29555	0() 0	()	()	()	
029-1760	AVON COMM UNIT SCH DIST 176	21300(16)30408	()	22770(17)33500	()	27819	0() 0	()	()	()	
034-3250	NAUVOO-COLUSA C U S DIST 325	(NEGOTIATION IN PROGRESS AS OF 02/01/98)									
034-3360	DALLAS CITY C U SCH DIST 336	21359(22)31629	()	22110(26)36578	()	26976	0() 0	()	()	()	
038-0050	SHELDON COMM UNIT SCHOOL DIST 5	20650(17)28725	()	21850(17)32200	()	27025	0() 0	()	()	()	
038-0060	CITSSNA PARK COMM UNIT SCH DIST 6	22500(15)30675	()	24500(19)34855	()	29405	25500(21)36945	()	()	()	
041-0010	WALTONVILLE C U SCHOOL DIST 1	20778(21)31600	(22)	32075	22948(24)35317	28101	0() 0	()	()	()	
043-2110	SCALES MOUND C U SCH DISTRICT 21	20217(27)36391	()	23452(27)40687	()	30730	0() 0	()	()	()	
048-2100	WILLIAMSFIELD C U S DIST 210	20187(10)27758	()	23417(13)34833	()	31320	0() 0	()	()	()	
050-0010	LELAND COMM UNIT SCH DIST 1	22160(10)28560	(18)	30560	24560(14)33800	30500	0() 0	()	()	()	
050-4250	LOSTANT COMM UNIT SCH DIST 425	21033(16)27989	(18)	28389	22011(18)29837	25923	0() 0	()	()	()	
052-2750	ASHTON COMM UNIT SCH DIST 275	22391(15)34930	()	25078(15)37617	()	33139	0() 0	()	()	()	
053-0040	FLANAGAN C U SCHOOL DIST 4	21500(12)31820	()	23500(16)37260	()	32100	25500(16)39260	()	()	()	
054-0210	HARTSBURG EMDEN C U S DIST 21	21600(15)30750	(29)	35000	23948(19)35538	29438	0() 0	()	()	()	
055-0020	NORTHWESTERN C U SCH DIST 2	22033(14)30447	(24)	32849	24502(20)35922	30516	0() 0	()	()	()	
057-0030	VENICE COMM UNIT SCHOOL DIST 3	24267(20)41777	()	25297(20)42807	()	33176	26121(20)43631	()	()	()	
057-0040	LIVINGSTON C C SCHOOL DIST 4	(NEGOTIATION IN PROGRESS AS OF 02/01/98)									
058-1000	PATOKA COMM UNIT SCH DIST 100	20850(25)34975	(26)	36000	21850(25)35975	26935	0() 0	()	()	()	
061-0380	JOPPA-MAPLE GROVE UNIT DIST 38	20583(18)32642	()	21310(20)37045	()	28421	21910(20)37645	()	()	()	
062-1650	INDUSTRY C U SCH DIST 165	20655(19)30981	(38)	34242	22177(21)33590	27068	0() 0	()	()	()	
062-1750	NORTHWEST C U SCH DISTRICT 175	21381(15)28353	()	23557(21)33517	()	28039	0() 0	()	()	()	
063-0190	ALDEN HEBRON SCHOOL DIST 19	22200(15)28950	()	24500(25)37750	()	30250	26800(25)41175	()	()	()	

* SALARIES INCLUDE TAX SHELTERED RETIREMENT CONTRIBUTION PAID OR DEPOSITED BY THE DISTRICT ON BEHALF OF TEACHERS TO TRS.

CTY-DIST	HIGHEST SALARY 1998-97	INCREASE: 98-97 TO 97-98				HIGHEST SCHEDULED	DEGREE & HOURS REQUIRED	AVERAGE PAID SALARY 1997-98	AVERAGE YEARS EXPERIENCE 1997-98	NEGOTIATED AGREEMENT		
		LONGEVITY	MIN	MAX	MIN					TR %	FAIR SHARE	YES
003-0010	(19)35085	()	971-1321	1083-1508	1195-1670	1870	MA + 32	---	---	YES	NO	IEA-NEA
008-1030	(19)34776	()	459-1084	459-1085	---	1085	MA + 18	---	---	7.00	YES	IEA-NEA
008-3030	(19)34250	()	598-597	818-815	---	924	MA + 18	---	---	8.89	YES	IFT-AFT
008-3070	(23)33732	()	---	544	---	570	MA + 08	---	---	8.89	YES	IEA-NEA
007-0420	(24)35104	()	250-250	250-739	---	739	MA + 36	---	---	---	YES	IEA-NEA
008-3010	(20)41392	()	109	---	---	---	MA + 32	---	---	8.89	YES	IEA-NEA
009-0640	(18)36893	()	385-1512	600-2128	---	2243	MA + 08	---	---	---	YES	IEA-NEA
011-0010	()	()	1054	978	713	---	MA + 40	---	---	8.89	YES	IEA-NEA
011-0040	(17)34871	(25)35980	635-893	681-975	---	1009	MA + 24	---	---	8.89	YES	IEA-NEA
011-0140	(25)35864	()	756-756	755-756	756-756	756	MA + 30	---	---	8.89	YES	IEA-NEA
013-0100	(25)35100	(26)35600	500-500	700-700	---	700	MA	---	---	---	YES	IEA-NEA
015-0050	(18)31159	(22)32458	292-375	320-436	---	1015	MA + 24	---	---	8.89	YES	IEA-NEA
017-0010	(30)39584	()	861-1103	896-1360	---	4059	EDD-PHD	---	---	---	YES	IEA-NEA
019-4330	(15)38892	(25)40522	700-928	803-1112	---	1132	MA + 09	---	---	8.89	YES	IEA-NEA
023-0030	(21)33185	(25)33985	381	381-380	---	381	MA + 08	---	---	8.89	YES	IEA-NEA
023-0060	()	()	---	---	---	---	---	---	---	8.89	YES	IEA-NEA
028-2010	(17)32312	()	0-0	1-0	---	---	MA + 18	---	---	8.89	YES	IEA-NEA
028-2020	(23)38386	(30)38953	875-1274	928-908	980-931	931	MA + 32	---	---	8.89	YES	IEA-NEA
028-0010	(23)33908	()	424-498	428-618	---	679	MA + 18	---	---	8.89	YES	IEA-NEA
029-0020	(22)36925	()	725-1935	845-1975	---	2015	MA + 18	---	---	---	YES	IEA-NEA
029-0040	(16)34852	(17)35423	756-756	756-756	---	756	C.A.S.	---	---	---	YES	IEA-NEA
029-1760	(17)33987	()	442-253	---	152	639	MA + 08	---	---	---	YES	IEA-NEA
034-3250	()	()	---	---	---	---	MA + 18	---	---	8.89	YES	IEA-NEA
034-3360	(27)37882	()	633-634	627-633	---	633	MA + 18	---	---	5.53	YES	IEA-NEA
038-0050	(18)32950	()	0-0	0-0	---	---	MA + 18	---	---	---	YES	IEA-NEA
038-0080	(21)38945	()	1100-1100	1100-1100	1100-1100	1100	MA + 30	---	---	---	YES	IEA-NEA
041-0010	(24)35859	(25)36334	582-540	558-537	---	535	MA + 08	---	---	8.50	YES	IEA-NEA
043-2110	(27)41496	()	2117-4535	2456-4849	---	4934	MA + 15	---	---	8.89	YES	IEA-NEA
048-2100	(13)34833	()	332-457	384-572	---	572	MA	---	---	8.89	YES	IEA-NEA
050-0010	(18)39840	(27)41640	755-1055	755-1175	---	1295	C.A.S.	---	---	---	YES	IEA-NEA
050-4250	(18)30163	()	504-472	499-463	---	462	MA + 18	---	---	8.89	ND	IEA-NEA
052-2750	(15)38961	()	852-1017	730-1095	---	1135	MA + 24	---	---	8.89	YES	IEA-NEA
053-0040	(18)39280	()	700-1038	700-1148	700-1148	1148	MA + 32	---	---	---	YES	IEA-NEA
054-0210	(19)37298	(28)40789	1400-1400	1400-1400	---	1400	MA + 24	---	---	---	YES	IEA-NEA
058-0020	(20)38491	(24)40891	590-815	658-982	---	1030	MA + 24	---	---	---	YES	IEA-NEA
057-0030	(20)43631	()	707-1217	737-1247	761-1271	1271	MA + 30	---	---	8.50	YES	IEA-NEA
057-0040	()	()	---	---	---	---	C.A.S.	---	---	---	YES	IEA-NEA
058-1000	(25)35975	(28)37000	100-475	100-475	---	475	MA	---	---	---	YES	IEA-NEA
061-0380	(20)37645	()	980-1554	1015-1764	963-1713	1713	MA + 30	---	---	---	YES	IEA-NEA
062-1650	(21)33970	(38)35601	405-948	405-949	---	948	MA + 08	---	---	8.89	YES	INDEP.
062-1750	(23)35057	()	623-1141	787-1988	---	2103	MA + 08	---	---	8.00	YES	IEA-NEA
063-0190	(25)41175	()	400-1250	740-2610	1080-3205	3205	MA + 32	---	---	8.89	YES	IEA-NEA

* PERCENT OF TEACHERS' RETIREMENT SYSTEM MONIES WHICH ARE BOARD PAID.

UNIT DISTRICTS WITH UNDER 500 ENROLLMENT

CTY-DIST	NAME OF DISTRICT	TEACHER SALARY SCHEDULE - 1997 - 98*		MA SCHEDULED		MA 10TH YEAR	MA+30-32 SCHD		LONGEVITY	LONGEVITY	
		NO OF TCHRS	MIN.	MAX.	MIN.		MAX.	MIN.			MAX.
084-0090	CHENDA C U SCHOOL DISTRICT 9	23971	(12)27571	()	26371	(16)31171	()	28771	(25)38271	()	
084-0100	GREENVIEW C U SCH DIST 10	22100	(10)30940	()	24752	(14)37570	()	32708	0	()	
085-2000	GREENVIEW C U SCH DIST 200	23201	(15)32282	(19)38043	24844	(19)38077	()	30032	0	()	
087-0030	VALMEYER COMM UNIT SCH DIST 3	23075	(14)32783	()	24921	(17)37808	()	31149	28787	(18)38223	
089-0010	FRANKLIN C U SCHDDL DISTRICT 1	21300	(25)32699	()	22400	(26)35689	()	28435	23985	(26)37254	
069-0060	WAVERLY C U SCHDDL DIST 6	22750	(25)34897	()	23798	(25)37236	()	28171	0	()	
069-0110	MEREDOSIA-CHAMBERSBURG CUSD 11	19998	(30)31998	(30)33694	22298	(30)34298	(30)35994	28298	0	()	
070-3010	BETHANY C U SCHOOL DIST 301	22135	(15)28535	(29)29735	25135	(22)35135	(29)36335	28835	0	()	
070-3030	LOVINGTON C U SCHDDL DIST 303	19800	(35)36000	()	21300	(35)38000	()	24675	0	()	
074-0050	BEMENT COMM UNIT SCHOOL DIST 5	21512	(15)29417	()	23149	(19)33707	()	27081	0	()	
074-0570	DELAND-WELDON C U SCH DIST 57	19810	(13)29701	(14)32789	22082	(13)31984	(14)33533	28940	24375	(13)34288	
075-0010	BARRY COMM UNIT SCHDDL DIST 1	22000	(10)27000	()	24050	(15)33175	()	29050	0	()	
075-0020	WEST PIKE COMM UNIT SCH DIST 2	22686	(14)28323	()	24498	(19)32457	()	28417	0	()	
075-0030	PLEASANT HILL C U SCH DIST 3	20745	(20)27527	()	21424	(23)31174	()	25239	0	()	
079-0010	COULTERVILLE UNIT SCHOOL DIST 1	22801	(20)40185	(22)41585	25021	(20)43818	(22)45184	33273	0	()	
079-1380	STEELEVILLE C U SCH DIST 138	23296	(24)33800	()	24721	(29)40516	()	28290	0	()	
082-1880	BROOKLYN UNIT DISTRICT 188	26238	(14)36282	(17)37035	27671	(14)37695	(17)38467	34116	0	()	
083-0010	GALATIA C U SCHOOL DIST 1	23043	(16)36630	()	24130	(22)39874	()	31198	0	()	
083-0020	CARRIER MILLS-STONEFORT CUSD 2	22391	(20)38152	()	23913	(20)39874	()	31087	0	()	
084-0120	ILLIOPOLIS C U SCHOOL DIST 12	21978	(16)30439	()	23326	(16)34911	()	30398	0	()	
084-0130	DIVERNON C U SCHDDL DIST 13	20847	(19)29112	()	22127	(19)30392	()	28042	0	()	
086-0020	FINTLY-MORGAN C U SCHOOL DIST 2	22000	(35)31400	()	22572	(35)31972	()	25722	0	()	
087-0020	SCOTTWAY COMM UNIT SCH DIST 2	20954	(15)27843	(25)29586	22102	(18)32436	(25)33584	27269	0	()	
088-0010	BRADFORD COMM UNIT SCH DIST 1	21269	(16)28504	()	24327	(18)32853	()	28087	0	()	
081-0680	DONGOLA SCH UNIT DIST 68	21610	(16)29210	()	22798	(18)33485	()	28734	23391	(18)34079	
092-0070	ROSSVILLE-ALVIN CU SCH DIST 7	19740	(15)28623	()	22109	(20)35404	()	28820	0	()	
092-0100	POTOMAC C U SCH DIST 10	19798	(21)28813	()	20857	(21)29872	()	24520	0	()	
093-0170	ALLENDALE C C SCHDDL DIST 17	21100	(21)29500	()	22350	(23)31550	(24)32350	25950	0	()	
094-2000	ROSEVILLE C U SCH DIST 200	21855	(18)32464	(19)35584	22915	(20)35848	(21)35748	29228	0	()	
094-2220	WARREN C U SCH DIST 222	20713	(23)32733	(24)33323	22529	(23)35647	(24)36197	28960	0	()	
094-2250	YORKWOOD C U SCH DIST 225	22100	(16)30260	(17)31144	23840	(19)35430	(20)36314	29330	0	()	
094-4000	ALEXIS C U SCH DIST 400	21800	(21)31174	()	22800	(23)34504	()	27030	23800	(23)38854	
098-2000	NORTH WAYNE C U SCHOOL DIST 200	21431	(15)29459	(18)29959	22749	(18)32738	(21)33238	27613	0	()	
097-0010	GRAYVILLE C U SCHDDL DIST 1	21723	(18)30929	()	22983	(22)36842	()	28481	0	()	
100-0030	CRAB ORCHARD C U SCH DIST 3	22534	(28)39688	()	23842	(30)45113	()	30223	0	()	
001-0010	PAYSON COMM UNIT SCHOOL DIST 1	22411	(12)28422	()	24258	(20)38045	()	28990	28258	(20)39018	
001-0020	LIBERTY COMM UNIT SCHOOL DIST 2	23590	(22)32781	()	24312	(27)39122	()	28598	0	()	
001-0040	COMMUNITY UNIT SCHOOL DIST 4	23555	(23)33708	()	24933	(26)37854	()	28883	0	()	
002-0010	CAIRD UNIT SCHDDL DISTRICT 1	(NEGOTIATION IN PROGRESS AS OF 02/01/98)									
002-0050	EGYPTIAN COMM UNIT SCH DIST 5	24900	(18)37950	()	26300	(22)43350	()	33275	0	()	
005-0010	BROWN COUNTY C U SCH DIST 1	22292	(14)32750	()	23421	(14)34515	()	30556	24618	(14)36088	

UNIT DISTRICTS WITH 500 - 999 ENROLLMENT

* SALARIES INCLUDE TAX SHELTERED RETIREMENT CONTRIBUTION PAID OR DEPOSITED BY THE DISTRICT ON BEHALF OF TEACHERS TD TRS.

CITY-DIST	HIGHEST SCHEDULED SALARY 1996-97	INCREASE: 96-97 TO 97-98						HIGHEST MA+30-32 MIN--MAX SCHEDULED	DEGREE & HOURS REQUIRED	AVERAGE PAID SALARY 1997-98	AVERAGE YEARS EXPERIENCE 1997-98	NEGOTIATED AGREEMENT		AFFIL
		BA	MA	MA+30-32	MA	MA+32	MA+24					YES FAIR	NO SHARE	
064-0080	(25)36271	()	1000-2800	1400-1400	1800-1800	1800	MA + 32				YES	YES	IEA-NEA	
064-0100	(17)42543	()	700-980	784-1618		2097	MA + 24				YES	YES	IEA-NEA	
065-2000	(21)38339	()	678-940	718-4051		1471	MA + 24			8.50	YES	NO	IEA-NEA	
067-0030	(18)39223	()	186-956	200-2607	214-1008	1008	MA + 30			2.00	YES	NO	IEA-NEA	
068-0010	(26)37254	()	650-1557	700-1699	700-1699	1699	MA + 32				YES	NO	I FT-A FT	
069-0080	(25)38022	()	875-1337	914-1433		1462	MA + 24			8.89	YES	ND	IEA-NEA	
069-0110	(30)35098	(30)36794	198-798			798	MA + 16				YES	YES	IEA-NEA	
070-3010	(22)35635	(29)36835	650-950			950	MA + 16			8.00	YES	NO	IEA-NEA	
070-3030	(35)38500	()	800-3500	800-3700		3750	MA + 16				YES	YES	IEA-NEA	
074-0050	(19)34499	()	874-2118	1091-2750		2998	MA + 16			8.69	YES	YES	IEA-NEA	
074-0570	(13)34268	(14)35815	684-630	671-618	659-605	605	MA + 32				YES	YES	IEA-NEA	
075-0010	(17)35925	()	710-139	1266-403		913	MA + 16				YES	YES	IEA-NEA	
075-0020	(19)32911	()	661-825	713-946		959	MA + 08			8.69	YES	NO	IEA-NEA	
075-0030	(24)32487	()	799-1386	826-1809		1688	MA + 16			8.69	YES	NO	I FT-A FT	
079-0010	(20)44513	(22)45878					MA + 16			6.00	YES	YES	IEA-NEA	
079-1380	(28)40962	()	896-896	1278-1278		1370	MA + 16				YES	YES	IEA-NEA	
082-1880	(14)38408	(17)39181	764-306	806-348		369	MA + 16			8.00	YES	YES	I FT-A FT	
083-0010	(22)40217	()	0-2391			2391	MA + 16			8.69	YES	YES	IEA-NEA	
083-0020	(20)40435	()	1087-1848	1087-1848		1848	MA + 16			8.69	YES	YES	IEA-NEA	
084-0120	(16)35786	()	743-1030	788-1181		1210	MA + 16			8.69	YES	YES	IEA-NEA	
084-0130	(19)31032	()	802-802	802-802		802	MA + 16				YES	YES	IEA-NEA	
086-0020	(35)31972	()	500-1050	500-1050		1050	MA				NO	NO	IEA-NEA	
087-0020	(18)32723	(25)33871	806	850-144		155	MA + 16				YES	NO	IEA-NEA	
088-0010	(18)32653	()	97-2115	1273-2751		2751	MA			8.69	YES	NO	IEA-NEA	
091-0660	(18)34079	()	500-500	500-500	500-500	500	MA + 30			.42	YES	NO	IEA-NEA	
092-0070	(20)35404	()	---482	---2341		1592	MA + 08				YES	YES	IEA-NEA	
092-0100	(21)30101	()	298-1333	467-1502		1586	MA + 16			1.01	YES	NO	IEA-NEA	
093-0170	(23)32050	()	600-600	600-600		600	MA + 16				YES	YES	IEA-NEA	
094-2000	(20)38230	(21)36330	637-946	667-1038		1055	MA + 16				YES	YES	IEA-NEA	
094-2220	(23)39522	(27)40853	406-602	441-699		775	MA + 23				YES	NO	IEA-NEA	
094-2250	(19)37035	(20)37919	700-1100	800-1275		1860	MA + 24				YES	NO	IEA-NEA	
094-4000	(23)36854	()	400-602	400-622	400-622	622	MA + 32				YES	NO	IEA-NEA	
096-2000	(18)33862	(21)34362	624-858	663-954		986	MA + 16				YES	NO	IEA-NEA	
097-0010	(23)37998	()	428-1201	451-1422		1475	MA + 16				YES	YES	IEA-NEA	
100-0030	(30)45939	()	508-1818	716-2067		2105	MA + 16			8.69	YES	NO	IEA-NEA	
UNIT DISTRICTS WITH 500 - 999 ENROLLMENT														
001-0010	(20)39018	()	743-941	803-1193	870-1293	1293	MA + 32				6.00	YES	NO	IEA-NEA
001-0020	(27)40328	()	723-1366	598-1630		1681	MA + 24				8.69	YES	YES	IEA-NEA
001-0040	(26)38602	()	521-1297	574-1456		1484	MA + 16				8.69	YES	NO	I FT-A FT
002-0010	()	()	---	---	---	---	MA + 16				8.69	YES	YES	IEA-NEA
002-0050	(22)43950	()	400-850	400-950		950	MA + 16				8.69	NO	NO	IEA-NEA
005-0010	(14)36088	()	1100-1100	1100-1100	1100-1100	1100	MA + 32				8.69	YES	YES	IEA-NEA

UNIT DISTRICTS WITH 500 - 999 ENROLLMENT

CTY-DIST	NAME OF DISTRICT	ND DF TCHRS	TEACHER SALARY SCHEDULE - 1997 - 98*		LONGEVITY	MA 10TH YEAR	MA+30-32 SCHD	
			BA SCHEDULED MIN. --- MAX.	MA SCHEDULED MIN. --- MAX.			MIN.	MAX.
007-0400	CALHOUN COMM UNIT SCH DIST 40		20805(10)26700	() --- 22550(13)31948	() ---	28915	23680(15)35117	() ---
008-3000	SAVANNA COMMUNITY UNIT DIST 300		21493(12)32599	() --- 25195(16)40004	() ---	33525	0	() ---
008-3040	MT CARROLL COMM UNIT DIST 304		19457(11)29088	() --- 22959(20)40470	() ---	28372	0	() ---
008-3080	EASTLAND COMM UNIT SCH DIST 308		19364(10)28078	(36) 32435 23721(18)39408	(38) 42892	31564	0	() ---
008-3990	CHADWICK-MILLEDGEVILLE CUSD 399		20880(12)30903	(14) 31392 24221(16)37585	(18) 38074	31738	27562(16)40928	(18) 41415
009-2620	A C CENTRAL CUSD 262		21244(28)34091	() --- 24593(29)39465	() ---	29365	0	() ---
010-0010	FISHER C U SCHOL DISTRICT 1		23206(20)27962	() --- 24402(20)34049	(28) 38000	28234	25489(20)35138	(31) 38484
010-0080	HERITAGE COMM UNIT SCH DIST 8		22490(16)29779	(19) 30455 24312(18)32511	(21) 33187	28412	0	() ---
012-003C	MARTINSVILLE C U SCH DIST 3C		21481(14)28844	() --- 22290(17)32164	() ---	27226	23098(21)35830	() ---
013-0250	NORTH CLAY C U SCHOOL DISTRICT 2		21600(20)29498	() --- 22800(27)35540	() ---	26020	0	() ---
017-0030	PALESTINE C U SCHOOL DIST 3		20814(17)31764	() --- 21990(19)36615	() ---	26659	0	() ---
017-0040	OBLONG C U SCHOOL DIST 4		20958(28)33474	() --- 21821(29)37627	() ---	26954	0	() ---
018-0030	NEOGA COMM UNIT SCHODL DIST 3		23378(18)32943	(17) 33693 24764(18)36350	(19) 37100	30898	26127(19)39077	(21) 39827
019-4250	INDIAN CREEK COMM UNIT DIST 425		22760(10)30588	(20) 32163 26479(12)37051	(20) 39193	34560	29696(12)42340	(20) 43915
019-4260	HIAMATHA C U SCHOOL DIST 426		22498(12)29246	(13) 29808 25066(16)34063	(17) 34625	30127	27634(21)38881	(22) 39443
019-4280	HINCKLEY BIG ROCK C U S D 428		21860(15)33401	(16) 33901 24790(20)43465	(21) 43965	31147	27710(20)47293	(21) 47793
019-4320	SOMONIAUK C U SCHOOL DIST 432		23962(8)29301	() --- 28779(17)41511	(20) 44476	35520	0	() ---
021-3020	VILLA GROVE C U SCH DIST 302		20830(36)41939	() --- 21828(40)47413	() ---	24133	23582(40)48638	() ---
021-3050	ARTHUR C U SCHOOL DIST 305		22608(16)31808	(23) 33000 24208(21)36283	(28) 37483	29383	25008(21)37083	(28) 38283
021-3060	ARCOLA C U SCHOOL DISTRICT 306		20188(18)34195	() --- 22275(21)38072	() ---	28734	0	() ---
023-0010	SHELOH COMM UNIT SCH DIST 1		20572(23)33813	() --- 21785(23)35025	() ---	29076	22998(23)36239	() ---
023-0040	PARIS COMM UNIT SCHOOL DIST 4		21087(19)32716	() --- 22905(23)39849	() ---	28665	24130(23)40720	() ---
025-0100	ALTAMONT COMM UNIT SCH DIST 10		23068(22)36908	() --- 24088(23)40958	() ---	29723	24758(23)42233	() ---
025-0200	BEECHER CITY C U SCHOOL DIST 20		22450(15)28750	() --- 23810(20)32210	() ---	27590	0	() ---
025-0300	DIETERICH COMM UNIT SCH DIST 30		22700(15)30120	(20) 30850 24450(19)35250	(24) 35850	28850	0	() ---
028-2040	RAMSEY COMM UNIT SCH DIST 204		22228(24)33315	() --- 23424(28)36359	() ---	27582	24022(30)37880	() ---
028-1880	ZEIGLER-ROYALTON C U S DIST 188		22120(27)44130	() --- 23750(27)45761	() ---	31087	0	() ---
028-1960	SESSER-VALIER COMM UNIT S D 196		22367(28)44067	() --- 23527(30)48277	() ---	28477	0	() ---
029-0030	COMM UNIT SCH DIST 3 FULTON CTY		21467(23)34125	() --- 22785(24)38122	() ---	27700	24183(27)41768	() ---
029-0970	LEWISTOWN SCHOOL DIST 97		24904(28)39284	() --- 27187(29)41566	() ---	31809	0	() ---
031-0010	CARROLLTON C U SCHOOL DIST 1		22800(12)28257	() --- 25589(28)40802	() ---	29704	27826(28)43233	() ---
031-0100	GREENFIELD C U SCHOOL DIST 10		23617(20)33617	() --- 27817(20)37617	() ---	32117	0	() ---
034-3180	WARSAW COMM UNIT SCH DISTRICT 31		21730(14)32867	() --- 24457(18)39245	() ---	31908	0	() ---
034-3280	HAMILTON C C SCHOOL DIST 328		22088(20)34579	(21) 35068 23257(22)37598	(23) 38086	28800	24329(23)39249	(24) 39738
034-3350	LAHARPE COMM UNIT SCH DIST 335		21941(12)27768	(20) 28254 23720(17)31974	(20) 32460	28090	25250(19)34478	(20) 34962
034-3370	SOUTHEASTERN C U SCH DIST 337		22274(14)28479	(15) 28879 23329(20)32934	(21) 33334	27652	0	() ---
034-3380	CARTHAGE COMM UNIT SCH DIST #338		23404(11)29479	() --- 24810(18)36453	() ---	30137	0	() ---
035-0010	HARDIN CO COMM UNIT DIST 1		26603(18)38953	(17) 37103 28413(20)41523	(21) 41673	35313	30223(20)43333	(21) 43483
038-1150	UNION COMMUNITY UNIT SCH DIST 11		21100(10)25100	() --- 22900(30)34900	() ---	26100	0	() ---
038-1200	SOUTHERN C U SCHOOL DIST 120		21917(30)35087	() --- 22715(30)38462	() ---	27579	0	() ---
037-2240	GALVA COMM UNIT SCH DIST 224		22690(18)31467	() --- 25516(20)36626	() ---	30163	0	() ---
037-2250	ALWOOD COMM UNIT SCH DIST 225		21300(15)30000	(16) 30533 23300(19)34320	(20) 34903	28520	0	() ---

* SALARY INCLUDE TAX SHELTERED RETIREMENT CONTRIBUTION PAID OR DEPOSITED BY THE DISTRICT ON BEHALF OF TEACHERS TD TRS.

CTY-OIST	HIGHEST SCHEDULED SALARY 1996-97	INCREASE: 96-97 TO 97-98				HIGHEST MA+30-32 MIN--MAX SCHEDULED	DEGREE & HOURS REQUIRED	ENROLLMENT		AVERAGE PAID SALARY 1997-98	AVERAGE YEARS EXPERIENCE 1997-98	NEGOTIATED AGREEMENT		AFFIL
		BA	MA	MA	MA			TR	NO			YES	NO	
007-0400	(16)36568	891-891	891-891	891-891	891	MA + 36	---	---	---	---	8.00	YES	NO	I FT-AFT
008-3000	(16)42780	1037-1097	1057-1138	1153	1153	MA + 24	---	---	---	---	8.69	YES	YES	IEA-NEA
008-3040	(20)43097	272-1270	321-1429	1465	1465	MA + 24	---	---	---	---	8.69	YES	YES	IEA-NEA
008-3080	(19)42892	451-654	553-918	1000	1000	MA + 24	---	---	---	---	8.69	YES	YES	IEA-NEA
008-3990	(16)40926	472-700	548-851	927	927	MA + 32	---	---	---	---	8.69	YES	NO	IEA-NEA
009-2620	(29)41438	314-1482	363-1716	1802	1802	MA + 16	---	---	---	---	8.69	YES	YES	IEA-NEA
010-0010	(20)35136	1032-1033	1032-1033	1033	1033	MA + 32	---	---	---	---	8.69	YES	NO	IEA-NEA
010-0080	(19)33428	865-865	865-865	865	865	MA + 08	---	---	---	---	---	YES	YES	IEA-NEA
012-003C	(21)35830	626-841	649-937	1044	1044	MA + 32	---	---	---	---	4.16	YES	YES	IEA-NEA
013-0250	(27)35540	1625-1742	1775-1815	1815	1815	MA	---	---	---	---	8.00	YES	YES	IEA-NEA
017-0030	(21)39098	287-1074	303-1238	1322	1322	MA + 16	---	---	---	---	8.00	YES	YES	IEA-NEA
017-0040	(29)39473	610-1594	636-1792	1880	1880	MA + 16	---	---	---	---	---	YES	NO	IEA-NEA
018-0030	(19)39077	666-939	706-1035	1113	1113	MA + 32	---	---	---	---	---	YES	YES	IEA-NEA
019-4250	(12)42340	0-892	95-525	1234	1234	MA + 32	---	---	---	---	5.00	YES	NO	IEA-NEA
019-4260	(21)38881	1273-1273	1273-1273	1273	1273	MA + 30	---	---	---	---	---	YES	NO	IEA-NEA
019-4290	(20)48929	216-331	245-430	484	484	MA + 40	---	---	---	---	---	YES	YES	IEA-NEA
019-4320	(22)51866	1054-1289	1267-1822	2293	2293	C.A.S.	---	---	---	---	8.69	YES	YES	IEA-NEA
021-3020	(40)48638	742-1613	781-1824	1871	1871	C.A.S.	---	---	---	---	8.69	YES	NO	IEA-NEA
021-3050	(21)37083	906-986	1108-1211	1311	1311	MA + 32	---	---	---	---	---	YES	NO	IEA-NEA
021-3060	(21)39116	92-2143	223-2433	2499	2499	MA + 16	---	---	---	---	8.69	YES	YES	IEA-NEA
023-0010	(23)36846	---	1625	---	---	MA + 48	---	---	---	---	8.69	YES	NO	IEA-NEA
023-0040	(23)40720	761-1925	761-2344	2396	2396	MA + 32	---	---	---	---	8.69	YES	YES	IEA-NEA
025-0100	(23)42233	480-1435	505-1770	2130	2130	MA + 32	---	---	---	---	---	YES	YES	IEA-NEA
025-0200	(21)32970	650-650	650-650	650	650	MA + 16	---	---	---	---	---	YES	YES	IEA-NEA
025-0300	(19)35250	400-680	600-960	960	960	MA	---	---	---	---	---	YES	NO	IEA-NEA
026-2040	(30)37880	652-1114	652-1114	1114	1114	MA + 32	---	---	---	---	---	YES	NO	IEA-NEA
028-1880	(27)46413	0-0	0-0	---	---	MA + 24	---	---	---	---	8.69	YES	NO	I FT-AFT
028-1960	(30)48567	650-1425	650-1475	1475	1475	MA + 08	---	---	---	---	8.00	YES	YES	IEA-NEA
029-0030	(27)41768	815-951	663-1596	1955	1955	MA + 32	---	---	---	---	8.69	YES	YES	I FT-AFT
029-0970	(29)43107	---	---	---	---	MA + 24	---	---	---	---	8.69	YES	YES	I FT-AFT
031-0010	(28)43233	100-1087	419-1569	1663	1663	MA + 32	---	---	---	---	---	YES	YES	I FT-AFT
031-0100	(20)40617	1017-1017	1017-1017	1017	1017	MA + 24	---	---	---	---	---	YES	YES	IEA-NEA
034-3160	(16)40422	91-136	102-162	168	168	MA + 16	---	---	---	---	9.19	YES	YES	IEA-NEA
034-3280	(23)39249	433-677	456-737	770	770	MA + 32	---	---	---	---	8.69	YES	YES	I FT-AFT
034-3350	(19)34476	473-598	511-688	743	743	MA + 32	---	---	---	---	8.69	YES	NO	IEA-NEA
034-3370	(21)33864	464-594	486-686	706	706	MA + 16	---	---	---	---	6.00	YES	NO	IEA-NEA
034-3380	(19)38113	900-1133	947-1402	1465	1465	MA + 16	---	---	---	---	8.69	YES	NO	IEA-NEA
035-0010	(20)45143	775-1075	815-1195	1275	1275	MA + 60	---	---	---	---	8.00	YES	YES	IEA-NEA
036-1150	(30)36100	800-600	800-3000	3000	3000	MA + 16	---	---	---	---	---	YES	YES	I FT-AFT
036-1200	(30)39918	617-1671	566-1832	1901	1901	MA + 16	---	---	---	---	---	YES	NO	INOEP.
037-2240	(20)38583	---	1320-1151	1469	1469	MA + 24	---	---	---	---	8.69	YES	YES	IEA-NEA
037-2250	(19)35820	900-1050	900-1090	1590	1590	MA + 24	---	---	---	---	---	YES	NO	IEA-NEA

* PERCENT OF TEACHERS' RETIREMENT SYSTEM MONIES WHICH ARE BOARD PAID.

UNIT DISTRICTS WITH 500 - 999 ENROLLMENT

CITY-DIST	NAME OF DISTRICT	TEACHER SALARY SCHEDULE - 1997 - 98*		MA SCHEDULED		MA 10TH YEAR	MA+30-32 SCHD	
		NO OF TCHRS	MIN. --- MAX.	LONGEVITY	MIN. --- MAX.		MIN.	MAX.
037-2260	ANNAMAN COMM UNIT SCH DIST 226	21400(15)31993	(25)32793	23283(16)36979	(25)38579	30987	0()	0()
037-2270	CAMBRIDGE C U SCH DIST 227	21300(21)34383	()	24271(26)40469	(27)41076	29878	0()	0()
037-2300	WETHERSFIELD C U SCH DIST 230	22300(9)29554	()	23850(15)37149	(35)38541	31829	0()	0()
038-0030	DONOVAN COMM UNIT SCHOOL DIST 3	22581(19)31413	()	23920(22)34220	()	28349	0()	0()
039-1960	ELVERADO C U SCHOOL DIST 196	22228(13)29293	(40)34185	23940(17)33179	(38)36984	28832	0()	0()
043-1190	EAST DUBUQUE UNIT SCH DIST 119	23000(26)34880	()	24260(24)41162	()	30202	26260(11)37486	()
043-1200	GALENA UNIT SCHOOL DIST 120	22465(10)32349	()	26958(14)42234	()	35944	37741(14)44930	()
043-2050	WARREN COMM UNIT SCHOOL DIST 205	20217(21)33157	()	24222(21)40396	()	31500	0()	0()
043-2060	STOCKTON C U SCHOOL DIST 206	20870(13)31722	(24)33391	24209(15)36730	(24)38400	31722	27548(16)40904	(24)42574
043-2100	RIVER RIDGE C U SCH DIST 210	21989(9)29905	(12)30785	24847(14)38701	(23)41670	33753	0()	0()
044-0010	GOREVILLE COMM UNIT DIST 1	24300(22)38524	()	25224(24)43133	()	31412	0()	0()
046-0060	GRANT PARK C U SCHOOL DIST 6	22703(19)34659	(20)35637	24948(21)39518	(22)40497	30365	0()	0()
048-2080	R O W A COMM UNIT SCH DIST 208	23350(18)34350	(19)36205	24725(22)39325	(23)41450	28850	26025(22)40625	(23)42821
048-2170	ABINGDON C U SCHOOL DIST 217	21300(15)27618	(20)30337	23058(27)42046	()	26687	24472(27)44346	()
050-0020	COMMUNITY UNIT SCH DIST 2	22500(8)31050	()	24750(16)42075	()	34875	26437(19)47137	()
050-0080	EARLVILLE COMM UNIT SCH DIST 9	19895(8)25175	()	23333(17)34553	()	29273	0()	0()
052-2710	LEE CENTER C U SCHOOL DIST 271	21739(19)34130	()	23696(19)36087	()	29565	0()	0()
053-0050	WOODLAND C U S DIST 5	20237(19)34271	()	22453(20)37226	()	29101	0()	0()
053-006J	TRI POINT C U SCH DIST 6-J	21250(12)28150	(19)28725	23450(16)32650	(19)33225	28625	0()	0()
054-0230	MT PULASKI COMM UNIT DIST 23	23951(10)33532	(31)35074	27544(15)41915	(31)43457	37125	30418(18)47563	(31)49206
055-0020	MAROA FORSYTH C U SCH DIST 2	22935(12)33943	(23)36696	26604(15)40365	(23)42200	34861	0()	0()
055-0060	NIANTIC-HARRISTOWN C U S D 6	21766(24)33071	()	23614(24)34918	()	28397	0()	0()
056-0030	GIRARD COMM UNIT SCHOOL DIST 3	21559(14)33372	()	24397(14)37055	()	32836	26526(15)39184	()
058-0050	MOUNT OLIVE C U SCHOOL DIST 5	21525(14)33963	()	23455(14)39017	()	32429	25558(23)42254	()
058-0080	BUNKER HILL C U SCHOOL DIST 8	24791(14)35030	(20)35575	27365(18)41639	(20)42138	35030	0()	0()
058-4010	SOUTH CENTRAL COMM UNIT DIST 401	22133(20)30725	()	23187(24)34417	()	27032	0()	0()
058-5010	SANDOVAL C U SCHOOL DIST 501	23760(19)33692	(29)39410	25290(21)36369	()	30379	0()	0()
059-0050	HENRY-SENACHWINE CUSD 5	21500(13)29300	(42)36921	23000(16)32600	(28)38260	28400	24500(17)34700	(32)41056
059-0070	MIDLAND COMMUNITY UNIT DIST 7	23183(21)32948	()	25043(25)36668	()	29228	0()	0()
062-1700	BUSHNELL PRAIRIE CITY CUS D 170	21135(35)35135	()	21935(35)35935	()	25935	0()	0()
062-1800	COLCHESTER C U SCHOOL DIST 180	22579(10)27524	(20)28524	24826(16)34993	(20)35993	29670	0()	0()
064-0020	LEROY COMMUNITY UNIT SCH DIST 2	22589(12)30364	()	25110(16)35827	()	30784	0()	0()
064-0030	TRI VALLEY C U SCHOOL DISTRICT 3	21450(8)28311	(19)30724	24367(14)38106	(19)40519	32254	27284(16)43972	(19)46385
064-0040	HEYWORTH C U SCH DIST 4	23476(16)29329	()	26237(15)39413	()	33827	29049(16)43068	()
064-0070	LEXINGTON C U SCH DIST 7	23587(13)36324	()	26889(17)43872	()	35380	30191(17)47174	()
064-0190	RIDGEVIEW COMM UNIT SCH DIST 19	21324(12)30254	()	23538(17)39331	()	29972	0()	0()
068-2030	WESTHER COMM UNIT SCH DIST 203	22374(14)33958	()	24077(14)36797	()	29755	0()	0()
068-0020	PANHANDLE COMM UNIT SCH DIST 2	23184(18)34595	(25)35116	25093(20)41126	(25)42168	31799	26085(20)42129	(25)43171
068-0220	NOKOMIS COMM UNIT SCH DIST 22	24462(15)31037	()	25843(19)36354	()	30086	27144(19)38272	()
069-0270	TRIOPIA C U SCHOOL DISTRICT 27	22360(20)32614	()	23921(21)29827	()	30372	0()	0()
071-2220	POLO COMM UNIT SCHOOL DIST 222	21902(9)29787	(20)30837	25407(11)35043	(20)36093	33291	28035(13)39424	(20)40474
072-3090	BRIMFIELD C U SCHOOL DIST 309	25000(27)35083	()	32776(19)37841	()	0	35829(35)47159	()

* SALARIES INCLUDE TAX SHELTERED RETIREMENT CONTRIBUTION PAID OR DEPOSITED BY THE DISTRICT ON BEHALF OF TEACHERS TO TRS.

UNIT DISTRICTS WITH 500 - 999 ENROLLMENT

HIGHEST SCHEDULED SALARY 1996-97 LONGEVITY MIN--MAX MA MA+30-32 HIGHEST MA SCHEDULED MA+30-32 DEGREE & HOURS REQUIRED AVERAGE PAID SALARY 1997-98 AVERAGE YEARS EXPERIENCE 1997-98 TRS % * NEGOTIATED AGREEMENT YES FAIR NO SHARE AFFIL

CITY-DIST	HIGHEST SCHEDULED SALARY 1996-97	LONGEVITY	MIN--MAX	BA	INCREASE: 96-97 TO 97-98	MA	MA+30-32	HIGHEST MA SCHEDULED	MA+30-32	DEGREE & HOURS REQUIRED	AVERAGE PAID SALARY 1997-98	AVERAGE YEARS EXPERIENCE 1997-98	TRS % *	NEGOTIATED AGREEMENT YES FAIR NO SHARE	AFFIL
037-2260	(16)38178	(25)39778	600-903	651-1035	1070	MA + 16	---	---	---	MA + 16	---	---	---	YES NO	IEA-NEA
037-2270	(26)42482	(27)43119	500-815	515-905	914	MA + 24	---	---	---	MA + 24	---	---	---	YES YES	IEA-NEA
037-2300	(15)39218	(35)40618	800-1174	880-1588	1873	MA + 24	---	---	---	MA + 24	---	---	---	YES YES	IEA-NEA
038-0030	(22)34889	()	1399-2131	1438-2538	2232	MA + 16	---	---	---	MA + 16	---	---	---	YES NO	IEA-NEA
039-1860	(17)34891	(38)38698	896-1440	897-1440	1440	EDD-PHD	---	---	---	EDD-PHD	---	---	9.19	YES YES	IEA-NEA
043-1190	(19)42423	()	544----	5141	6402	MA + 30	---	---	---	MA + 30	---	---	8.69	YES YES	IEA-NEA
043-1200	(24)44930	()	600-863	720-2877	9754-2949	MA + 30	---	---	---	MA + 30	---	---	8.00	YES YES	IFT-AFT
043-2050	(21)42815	()	978-3144	1145-3487	2789	MA + 18	---	---	---	MA + 18	---	---	8.69	YES YES	IEA-NEA
043-2080	(16)41739	(24)43408	761-1157	893-1339	1005-1491	MA + 40	---	---	---	MA + 40	---	---	8.69	YES YES	IEA-NEA
043-2100	(17)46617	(26)50080	1011-1375	1142-1780	2143	MA + 24	---	---	---	MA + 24	---	---	8.69	YES YES	IEA-NEA
044-0010	(24)46122	()	240-1129	250-1285	1351	C.A.S.	---	---	---	C.A.S.	---	---	8.69	YES YES	IFT-AFT
046-0060	(21)40852	(22)41830	738-1128	811-1285	2021	MA + 24	---	---	---	MA + 24	---	---	8.69	YES NO	IEA-NEA
048-2080	(22)40625	(23)42821	600-600	625-625	625-625	MA + 32	---	---	---	MA + 32	---	---	---	YES NO	IEA-NEA
048-2170	(27)44348	()	600-1252	649-905	890-1014	MA + 32	---	---	---	MA + 32	---	---	---	YES YES	IEA-NEA
050-0020	(20)48825	()	900-1242	990-1883	1954	C.A.S.	---	---	---	C.A.S.	---	---	---	YES YES	IEA-NEA
050-0080	(19)37913	()	---	---	---	MA + 24	---	---	---	MA + 24	---	---	8.69	YES YES	IEA-NEA
052-2710	(18)36739	()	2739-4300	2888-4547	4829	MA + 12	---	---	---	MA + 12	---	---	8.69	YES YES	IEA-NEA
053-0050	(20)37985	()	237-401	283-438	445	MA + 15	---	---	---	MA + 15	---	---	---	YES YES	IEA-NEA
053-006J	(18)33750	(19)34325	500-500	600-600	850	MA + 16	---	---	---	MA + 16	---	---	---	YES NO	IEA-NEA
054-0230	(18)47863	(31)49208	754-1058	867-1320	957-1500	MA + 32	---	---	---	MA + 32	---	---	8.69	YES YES	IEA-NEA
055-0020	(15)42200	(23)44035	777-1150	901-481	---	MA + 16	---	---	---	MA + 16	---	---	---	YES YES	IEA-NEA
055-0060	(24)36549	()	516-3125	518-3125	3125	MA + 24	---	---	---	MA + 24	---	---	8.69	YES NO	IEA-NEA
056-0030	(15)39184	()	414-971	547-1148	648-1248	MA + 32	---	---	---	MA + 32	---	---	---	YES YES	IEA-NEA
056-0050	(23)42254	()	928-1463	1008-1680	1101-1820	MA + 32	---	---	---	MA + 32	---	---	8.69	YES YES	IEA-NEA
056-0080	(18)43746	(20)44292	603-1887	868-1014	2105	MA + 08	---	---	---	MA + 08	---	---	8.69	YES YES	IEA-NEA
058-4010	(24)34716	()	1000-1000	1000-1000	1000	MA + 08	---	---	---	MA + 08	---	---	8.69	YES ND	IEA-NEA
058-5010	(21)37134	(29)39410	591-527	591-527	526	MA + 24	---	---	---	MA + 24	---	---	8.00	YES YES	IEA-NEA
059-0050	(17)34700	(32)41058	500-500	500-500	500	MA + 30	---	---	---	MA + 30	---	---	---	YES ND	IEA-NEA
059-0070	(25)37598	()	450-450	450-915	915	MA + 16	---	---	---	MA + 16	---	---	8.69	YES NO	IEA-NEA
062-1700	(35)36735	()	720-720	720-720	720	C.A.S.	---	---	---	C.A.S.	---	---	---	YES ND	IEA-NEA
062-1800	(18)35833	(20)36833	868-1058	955-1348	1378	MA + 08	---	---	---	MA + 08	---	---	8.00	YES NO	IEA-NEA
064-0020	(19)39924	()	551-741	612-874	974	MA + 24	---	---	---	MA + 24	---	---	8.00	YES NO	IEA-NEA
064-0030	(18)43972	(19)46385	550-726	625-977	699-1128	MA + 32	---	---	---	MA + 32	---	---	---	YES YES	IEA-NEA
064-0040	(16)43068	()	1165-1398	1249-1877	1384-2051	MA + 32	---	---	---	MA + 32	---	---	---	YES YES	IEA-NEA
064-0070	(17)47174	()	815-1256	929-1517	1043-1631	MA + 32	---	---	---	MA + 32	---	---	8.69	YES YES	IEA-NEA
064-0190	(19)42496	()	635-1440	740-1873	2023	MA + 16	---	---	---	MA + 16	---	---	8.69	YES YES	IEA-NEA
066-2030	(14)36797	()	861-1308	928-1415	1415	MA	---	---	---	MA	---	---	8.00	YES ND	IEA-NEA
068-0020	(20)42129	(25)43171	687-1042	758-1238	785-1268	MA + 32	---	---	---	MA + 32	---	---	4.00	YES YES	IEA-NEA
068-0220	(19)38272	()	421-534	444-1313	1380	MA + 32	---	---	---	MA + 32	---	---	8.69	YES ND	IEA-NEA
069-0270	(21)37808	()	545-795	583	922	MA + 08	---	---	---	MA + 08	---	---	---	YES ND	IEA-NEA
071-2220	(13)39424	(20)40474	706-961	820-1130	905-1272	MA + 30	---	---	---	MA + 30	---	---	8.69	YES NO	IEA-NEA
072-3090	(35)47159	()	500-1107	---	1413-1413	MA + 30	---	---	---	MA + 30	---	---	8.69	YES ND	IEA-NEA

* PERCENT OF TEACHERS' RETIREMENT SYSTEM MONIES WHICH ARE BOARD PAID.

UNIT DISTRICTS WITH 500 - 999 ENROLLMENT

CTY-DIST	NAME OF DISTRICT	NO OF TCHRS	TEACHER SALARY SCHEDULE - 1997 - 98*		MA SCHEDULED		LONGEVITY	MA 10TH YEAR	MA-30-32 SCHD		LONGEVITY
			BA SCHEDULED MIN.	MAX.	MIN.	MAX.			MIN.	MAX.	
072-3220	ELMWOOD C U SCHOOL DISTRICT 322	23266	(19)35162	()	25018	(24)44500	()	32264	()	0	()
072-3250	PEORIA HIGHTS C U SCH DIST 325	22609	(19)38887	(20)39791	24643	(20)42730	(21)43635	32783	26452	(22)46348	(23)47252
072-3260	PRINCEVILLE C U SCH DIST 326	22700	(11)32007	()	27240	(13)39725	()	37001	31780	(15)48535	()
074-0390	ATWOOD HAMMOND C U SCH DIST 39	21935	(38)38770	()	24035	(38)40870	()	28585	26135	(38)42970	()
074-1000	CERRO GORDO C U SCHOOL DIST 100	21875	(13)30515	(18)33110	23395	(15)33595	(22)40300	28555	25155	(15)32515	(22)42300
075-0040	GRIGGSVILLE-PERRY C U SCH DIST 4	23024	(18)29621	()	24333	(22)32398	()	27998	25842	(22)33705	()
076-0010	POPE CO COMM UNIT DIST 1	24155	(16)35733	(20)36368	25767	(18)38615	(20)38250	32896	27377	(19)40857	(20)41497
077-1000	CENTURY COMM UNIT SCH DIST 100	21884	(17)32348	(18)32662	22959	(20)36627	(21)36969	29109	0	()	()
080-0020	WEST RICHLAND C U SCH DISTRICT 2	21900	(19)30900	()	24000	(22)34500	()	28500	0	()	()
082-0090	LEBANON COMM UNIT SCH DIST 9	25373	(14)41071	()	26964	(14)43957	()	38844	0	()	()
082-0400	MARISSA C U SCH DIST 40	23404	(31)34792	()	24538	(31)39571	()	30175	0	()	()
082-0800	NEW ATHENS C U SCHOOL DIST 60	23859	(14)32228	(31)35217	25380	(18)37315	(31)40630	31348	0	()	()
084-0010	TRI CITY COMM UNIT SCH DIST 1	20838	(14)33189	(15)33850	21125	(14)35678	(15)36450	28335	0	()	()
084-0110	PAWNEE COMM UNIT SCHOOL DIST 11	26095	(14)33295	(29)36895	27815	(19)38185	(29)40865	32315	0	()	()
084-0160	COMMUNITY UNIT SCHOOL DIST 16	21389	(21)32410	()	25941	(21)36962	()	32698	30483	(21)41514	()
086-0010	WINCHESTER C U SCH DIST 1	21614	(23)33314	()	23314	(23)35014	()	26864	0	()	()
087-0010	WINDSOR COMM UNIT SCH DIST 1	21700	(20)31700	()	23500	(20)33500	()	26700	25900	(20)35900	()
087-005A	STEWARSON-STRASBURG CU DIST 5A	21539	(15)29006	()	23177	(20)34289	()	27657	24488	(20)35589	()
088-1000	STARK COUNTY C U SCH DIST 100	21576	(11)31089	()	22880	(15)36808	(19)36975	31117	24184	(15)38695	(19)39082
089-2000	PEARL CITY C U SCH DIST 200	20291	(13)30842	()	23538	(15)36521	(27)38959	30842	26784	(15)39770	(27)42205
089-2030	ORANGEVILLE C U SCHOOL DIST 203	20994	(13)31910	()	23513	(16)36949	()	31910	0	()	()
080-7010	DEER CREEK-MACKINAW CUSD 701	21300	(22)32285	()	23430	(25)37610	()	31098	25560	(26)40592	()
090-7020	TREMONT COMM UNIT DIST 702	24579	(8)28508	()	25647	(20)37670	()	30670	25647	(25)43815	()
090-7030	DELANAN COMM UNIT DIST 703	20207	(11)30155	()	22578	(15)37830	()	31217	24951	(15)42022	()
091-0170	COBDEN SCH UNIT DIST 17	23667	(20)34167	()	25788	(21)38648	(25)40308	31068	0	()	()
091-0840	SHAWNEE C U SCH DIST 84	22390	(15)29890	()	23680	(19)35080	()	29080	0	()	()
092-0010	BISMARCK C U SCHOOL DIST 1	21200	(16)32722	()	23168	(18)37750	()	29572	25314	(20)43551	()
092-0050	CATLIN C U SCH DIST 5	21891	(31)37135	()	23901	(36)42135	()	27488	0	()	()
092-0120	JAMAICA C U SCHOOL DIST 12	23424	(12)32559	(14)33646	25298	(16)40289	(18)41376	33730	0	()	()
095-0100	WEST WASHINGTON CO C U DIST 10	22700	(10)30200	(26)34200	25340	(17)38940	(33)42940	32540	0	()	()
096-1000	WAYNE CITY C U SCHOOL DIST 100	21000	(22)39711	()	22731	(22)43410	()	32661	23649	(22)47386	()
097-0030	NORRIS CITY-OMAHA-ENFIELD CUSD 3	20006	(29)40712	()	20764	(33)47028	()	27927	0	()	()
098-0010	ERIE COMM UNIT SCH DIST 1	23424	(11)33730	()	27172	(15)41226	()	35604	0	()	()
099-200U	BEECHER C U SCH DIST 200U	25010	(11)31290	()	28640	(15)38420	()	34220	30740	(19)43920	()
101-3200	SOUTH BELOIT C U SCH DIST 320	22550	(11)31900	(37)32880	25850	(16)39550	(37)40530	33600	29350	(16)42950	(37)43930
101-3210	PECATONICA C U SCH OIST 321	23323	(14)33086	(15)34197	26525	(17)40988	(18)42227	34182	0	()	()
101-3220	DURAND C U SCH DIST 322	23024	(9)30699	(9)31517	26708	(12)38888	(12)39666	36958	29912	(12)42092	(12)42934
102-0210	LOWPOINT-WASHBURN C U S DIST 21	23098	(16)28861	(16)28861	26283	(24)36427	(24)36427	30510	0	()	()
102-0600	ROANOKE BENSON C U S DIST 60	23574	(14)32593	(18)32866	27068	(19)38723	(21)40542	33063	0	()	()
102-3750	EL PASO C U DISTRICT 375	22500	(16)33700	()	24600	(20)38600	()	30000	27200	(23)43300	()

* SALARIES INCLUDE TAX SHELTERED RETIREMENT CONTRIBUTION PAID OR DEPOSITED BY THE DISTRICT ON BEHALF OF TEACHERS TO TRS.

CTY-DIST	HIGHEST SCHEDULED SALARY 1998-97	INCREASE: 98-97 TO 97-98		HIGHEST SCHEDULED 97-98	DEGREE & HOURS REQUIRED	ENROLLMENT AVERAGE PAID SALARY 1997-98		AVERAGE YEARS EXPERIENCE 1997-98	NEGOTIATED AGREEMENT		AFFIL	
		LONGEVITY	BA			MA	MA+30-32		TRs % *	YES		NO
072-3220	(24)46322	()	391-1271	420-1610	1674	MA + 12				YES	NO	IFT-AFT
072-3250	(22)46348	(23)47252	870-1496	947-1643	1017-1783	MA + 30			8.69	YES	YES	IFT-AFT
072-3280	(15)46535	()	650-916	780-1137	910-1332	MA + 30				YES	NO	IEA-NEA
074-0390	(38)42970	()	500-0535	600-7660	700-7760	MA + 32				YES	NO	INDEP.
074-1000	(15)35315	(22)42300	525	525	525	MA + 32				YES	YES	IEA-NEA
075-0040	(22)33705	()	602-969	602-864	864	C.A.S.			4.71	YES	NO	IFT-AFT
076-0010	(19)40857	(20)41492	589-1504	628-1575	668-1630	MA + 30				YES	YES	IEA-NEA
077-1000	(20)37035	(21)37377	850-850	850-850	850	MA + 15				YES	YES	IEA-NEA
080-0020	(22)35000	()	350-850	350-850	850	MA + 08				YES	NO	IEA-NEA
082-0090	(14)44739	()	739-1196	785-1280	1303	MA + 24				YES	YES	IFT-AFT
082-0400	(31)40111	()	867-3020	909-3275	3295	MA + 16				YES	YES	IEA-NEA
082-0600	(21)40120	(31)42772	598-750	706-902		MA + 16				YES	YES	IEA-NEA
084-0010	(14)36251	(15)37049	190-1276	47-1372	1394	MA + 16				YES	YES	IEA-NEA
084-0110	(24)43055	(29)44855	1000-1000	1000-1000	1000	MA + 24				YES	YES	IEA-NEA
084-0160	(21)41514	()	1211-1211	1211-1211	1211	MA + 32				YES	YES	IEA-NEA
086-0010	(23)35314	()				MA + 08				YES	NO	IFT-AFT
087-0010	(20)35900	()	700-700	700-700	700	MA + 32				YES	NO	IEA-NEA
087-005A	(20)35599	()	550-775	550-850	850	MA + 32				YES	NO	IEA-NEA
088-1000	(15)38695	(19)39082	504-726	504-808	1024	MA + 32				YES	NO	IEA-NEA
089-2000	(15)39770	(27)42205	370-562	1227-1481	1285-1522	MA + 32				YES	YES	IFT-AFT
089-2030	(18)40308	()	457-694	512-804	877	MA + 18				YES	YES	IEA-NEA
090-7010	(26)41657	()	570-2226	627-2369	684-2449	EDD-PHD				YES	NO	IEA-NEA
090-7020	(28)48089	()	831-964	867-1274	1626	MA + 45				NO	NO	IEA-NEA
090-7030	(15)42022	()	683-1019	763-1280	1421	MA + 32				YES	YES	IEA-NEA
091-0170	(21)40098	(25)40758	0-353	2		MA + 16				YES	YES	IEA-NEA
091-0840	(19)35080	()	1070-1570	1070-1070	1070	MA				YES	NO	IEA-NEA
092-0010	(20)43551	()	800-1234	874-1424	955-1644	MA + 32				YES	YES	IEA-NEA
092-0050	(36)42708	()	1504-3705	1775-2889	3026	MA + 16				YES	YES	IEA-NEA
092-0120	(18)43569	(20)44855	707-982	783-1215	1315	MA + 16				YES	YES	IEA-NEA
095-0100	(18)41060	(27)43080	625-875	725-1150	1225	MA + 16				YES	YES	IEA-NEA
096-1000	(22)47386	()	361-2236	688-2540	3754	MA + 32				YES	YES	IEA-NEA
097-0030	(34)50498	()	273-1961	230-2270	3299	MA + 24				YES	YES	IEA-NEA
098-0010	(18)46848	()	707-1013	820-1243	1413	MA + 24				YES	NO	IEA-NEA
099-200U	(19)43920	()	655-935	1410-1690	1690	MA + 32				YES	NO	IEA-NEA
101-3200	(16)42950	(37)43930	950-950	950-950	950	MA + 30				YES	NO	IEA-NEA
101-3210	(17)43732	(19)45471	679-964	773-1194	1274	MA + 24				YES	NO	IEA-NEA
101-3220	(12)45104	(12)46006	671-905	779-1139	3207	EDD-PHD				YES	NO	IEA-NEA
102-0210	(30)43814	(30)43814	725-1469	1638-5763	1447	MA + 24				YES	YES	IEA-NEA
102-0500	(16)42000	(21)42819	598-847	878-400	454	MA + 24				YES	YES	IEA-NEA
102-3750	(23)43300	()	500-2600	500-3100	3400	MA + 32				YES	NO	IFT-AFT

* PERCENT OF TEACHERS' RETIREMENT SYSTEM MONIES WHICH ARE BOARD PAID.

UNIT DISTRICTS WITH 1000 - 2999 ENROLLMENT

CTY-DIST	NAME OF DISTRICT	TEACHER SALARY SCHEDULE - 1997 - 98*		MA 10TH YEAR	LONGEVITY	MA 30-32 SCHD	
		ND OF TCHRS	BA SCHEDULED			MIN.	MAX.
001-0030	CAMP POINT C U SCHOOL DIST 3	24269	(14)30858	26090	(18)36772	31211	28233(18)38978
003-0020	BOND CO C U SCHOOL DIST 2	24337	(9)33098	28231	(15)42833	36992	32125(17)48674
004-2000	NORTH BOONE C U OIST 200	22931	(15)32300	25410	(19)37460	30433	27821(20)40854
006-3400	BUREAU VALLEY CUSD 340	22228	(13)31554	25098	(16)36576	31554	27867(18)40880
009-0150	BEARDSTOWN C U SCH DIST 15	20915	(18)37538	24002	(18)43074	32710	27542(18)49428
010-0030	MAHOMET-SEYMOUR C U SCH DIST 3	24287	(29)39539	25489	(29)47204	32036	26691(29)50645
010-0070	TOLEDO C U SCHDOL DIST 7	22240	(23)38558	23531	(24)41775	29344	24823(24)42584
011-0080	PANA COMM UNIT SCHOOL DIST 8	22478	(15)31478	293828	(15)32678	29078	24878(15)33878
012-002C	MARSHALL C U SCHOOL DIST 2C	21345	(20)34873	23074	(20)39184	28920	23677(20)42560
012-004C	CASEY-WESTFIELD C U SCH DIST 4C	22975	(14)29765	1931455	(18)34785	29745	25790(18)38210
013-0350	FLORA COMM UNIT SCH DIST 35	23500	(22)34810	233582	(29)40050	29650	26800(29)41650
014-0010	CARLYLE C U SCHOOL DISTRICT 1	21875	(17)35574	1836074	(20)41173	29430	25928(22)45266
014-0030	WESCLIN C U SCHOOL DISTRICT 3	27000	(21)44539	29372	(21)46395	34820	0() 0
016-4010	ELMHODD PARK C U SCH DIST 401	26889	(11)40334	29578	(21)56467	41679	32267(21)59157
017-0020	ROBINSON C U SCHDOL DIST 2	20457	(23)35911	21564	(25)42368	27328	22656(25)43460
018-0770	CUMBERLAND C U SCHOOL DIST 77	22252	(10)28706	23777	(17)36533	29938	25670(17)38486
019-4240	GENOA KINGSTON C U S DIST 424	21093	(17)33845	24752	(19)42054	31597	0() 0
019-4270	SYCAMORE C U SCHOOL DIST 427	24252	(12)34847	26030	(16)42670	33881	27938(16)50557
019-4300	SANOVICH C U SCHOOL DIST 430	22500	(18)32900	24500	(23)42500	33200	0() 0
020-0150	CLINTON C U SCHDOL DIST 15	23380	(9)33480	27822	(14)43534	37922	32264(16)50220
020-0180	BLUE RIDGE COMM UNIT SCH DIST 18	22387	(13)30865	1432713	(15)35268	31029	0() 0
021-3010	TUSCOLA C U SCHDOL DIST 301	20600	(20)35320	23260	(20)37980	29290	25920(20)40640
022-2010	WESTMONT C U SCHDOL DIST 201	30226	(10)42619	3460608	(16)58336	47757	0() 0
022-2020	LISLE C U SCH DIST 202	29885	(10)41840	34368	(18)59113	46741	37854(20)65449
023-0950	PARIS-UNION SCHOOL DIST 95	21659	(12)29189	3030099	(16)36621	32021	28288(17)39217
024-0010	EDWARDS COUNTY C U SCH DIST 1	22777	(17)33168	24291	(21)38959	31276	0() 0
025-0500	TEUTOPOLIS C U SCHOOL DIST 50	23301	(15)34594	25154	(17)38764	31205	0() 0
026-2030	VANDALIA C U SCH DIST 203	24657	(19)36938	26847	(21)41966	32512	29231(21)45694
027-0050	GIBSON CITY-MELVIN-SIBLEY CUSD 5	23257	(13)33485	23960	(19)41900	32680	0() 0
027-0100	PAXTON-BUCKLEY-LOOA CU DIST 10	24831	(17)41712	26819	(17)43700	35756	0() 0
028-1680	FRANKFORT COMM UNIT SCH DIST 168	27217	(14)46272	28939	(16)51716	42189	0() 0
029-0660	CANTON UNION SCHOOL DIST 66	25175	(19)39670	2040870	(20)44750	34285	32785(20)48330
030-0070	GALLATIN C U SCHOOL DISTRICT 7	20870	(20)35761	22359	(24)40228	29060	0() 0
031-0030	NORTH GREENE UNIT SCHOOL DIST 3	(NEGOTIATION IN PROGRESS AS OF 02/01/98)					
032-0010	COAL CITY C U SCHDOL DISTRICT 1	28305	(15)42930	2043905	(20)50005	39280	32705(22)54155
033-0100	HAMILTON CO C U SCHDOL DIST 10	24606	(16)37014	3838064	(26)43718	32633	0() 0
037-2230	ORION COMM UNIT SCHOOL DIST 223	22970	(12)33536	1334336	(15)41576	33536	0() 0
037-2290	KEWANEE COMM UNIT SCH DIST 229	22079	(23)37628	23705	(28)48540	31983	25367(30)52704
038-0040	CENTRAL COMM UNIT SCHOOL DIST 4	22648	(13)31229	2534555	(25)36435	30615	28535(16)39439
038-0080	IROQUOIS CO C U SCHOOL OIST 9	21438	(19)36387	23561	(22)40870	30642	0() 0
038-0100	IROQUOIS WEST C U S DIST 10	22894	(10)28132	25032	(17)33936	29746	27169(21)38169
039-1760	TRICD COMM UNIT SCH DISTRICT 176	22820	(23)37050	24845	(23)39075	29820	0() 0

* SALARIES INCLUDE TAX SHELTERED RETIREMENT CONTRIBUTION PAID OR DEPOSITED BY THE DISTRICT ON BEHALF OF TEACHERS TO TRS.

UNIT DISTRICTS WITH 1000 - 2999 ENROLLMENT

CTY-DIST	HIGHEST SCHEDULED SALARY 1996-97	LONGEVITY	INCREASE: 96-97 TO 97-98		HIGHEST MA+30-32 SCHEDULED MIN-MAX	DEGREE & HOURS REQUIRED	AVERAGE PAID SALARY 1997-98	AVERAGE YEARS EXPERIENCE 1997-98	NEGOTIATED AGREEMENT		AFFIL
			BA MIN	MA MIN					TR %	FAIR SHARE	
001-0030	(18)38976	()	933-1187	1003-1415	2029	MA + 30	---	---	YES	YES	IEA-NEA
003-0020	(17)49647	()	766-1041	889-1348	1011-1532	EDD-PHD	---	---	YES	NO	IEA-NEA
004-2000	(20)40654	()	2116-4202	2171-4319	2225-4388	MA + 32	---	---	YES	YES	IEA-NEA
005-3400	(18)40880	()	380-804	511-1033	641-1228	MA + 32	---	---	YES	YES	IEA-NEA
009-0150	(18)49428	()	309-1805	355-2072	407-2377	MA + 32	---	---	YES	YES	IEA-NEA
010-0030	(29)55917	()	822-1834	862-2197	902-2344	MA + 90	---	---	YES	YES	IEA-NEA
010-0070	(24)42584	()	340-1660	395-1799	451-761	MA + 32	---	---	YES	YES	IEA-NEA
011-0080	(15)33878	(30)42808	1172-1172	1172-1172	1172-1172	MA + 32	---	---	YES	YES	IEA-NEA
012-002C	(20)42560	(39)44460	301-1024	325-1194	334-1359	MA + 32	---	---	YES	NO	IEA-NEA
012-004C	(18)38210	(23)40850	425-565	455-635	475-745	MA + 32	---	---	YES	YES	IEA-NEA
013-0350	(29)41650	(30)42422	642-772	642-772	742-772	MA + 32	---	---	YES	NO	IEA-NEA
014-0010	(22)45266	(23)45766	326-1036	386-1198	444-1318	MA + 32	---	---	YES	YES	IEA-NEA
014-0030	(21)46704	()	500-1339	1372-1395	1404	MA + 20	---	---	YES	NO	IEA-NEA
016-4010	(21)59157	(26)63457	266-399	293-559	319-586	MA + 30	---	---	YES	YES	IEA-NEA
017-0020	(25)43460	()	327-1077	228-2095	282-2149	MA + 32	---	---	YES	YES	IEA-NEA
018-0770	(17)38486	()	307-396	328-505	355-532	MA + 32	---	---	YES	YES	IEA-NEA
019-4240	(19)48271	(20)49671	193-31	226	---	EDD-PHD	---	---	YES	YES	IEA-NEA
019-4270	(19)52377	()	1018-1641	1093-2087	1174-2544	EDD-PHD	---	---	YES	YES	IEA-NEA
019-4300	(25)45200	()	500-1000	400-1100	1900	C.A.S.	---	---	YES	YES	IEA-NEA
020-0150	(16)52441	()	31-675	270-1272	509-1654	MA + 48	---	---	YES	YES	IEA-NEA
020-0180	(15)36572	(16)38800	586-586	641-695	---	BA + 48	---	---	YES	NO	IFT-AFT
021-3010	(20)40640	(21)45279	500-905	520-925	540-945	C.A.S.	---	---	YES	YES	IEA-NEA
022-2010	(19)68311	(35)72450	1118-1577	1263-2158	2527	MA + 48	---	---	YES	NO	IEA-NEA
022-2020	(20)69035	(21)70416	508-712	584-1005	645-1113	EDD-PHD	---	---	YES	YES	IEA-NEA
023-0950	(17)39217	(30)40127	384-459	1877-874	1922-1018	MA + 32	---	---	YES	YES	IEA-NEA
024-0010	(21)40328	()	760-1371	760-1458	---	MA + 16	---	---	YES	YES	IEA-NEA
025-0500	(18)40017	()	757-1512	818-1711	---	MA + 15	---	---	YES	NO	IEA-NEA
026-2030	(21)46676	()	1174-1759	1278-1998	1391-2176	MA + 40	---	---	YES	YES	IEA-NEA
027-0050	(19)41900	()	757-2350	1035-2730	2730	MA	---	---	YES	YES	IEA-NEA
027-0100	(18)45687	()	307-1492	335-1520	1546	MA + 16	---	---	YES	YES	IEA-NEA
028-1680	(17)55119	()	1046-1780	1151-1989	---	MA + 24	---	---	YES	YES	IFT-AFT
029-0660	(20)50120	(21)51320	975-750	1245-1060	1505-1320	MA + 48	---	---	YES	YES	IEA-NEA
030-0070	(24)40973	()	699-747	774-973	1011	MA + 16	---	---	YES	YES	IEA-NEA
031-0030	()	()	---	---	---	MA + 16	---	---	YES	YES	IFT-AFT
032-0010	(22)54155	(27)55130	614-1617	638-1651	3740	MA + 30	---	---	YES	YES	IEA-NEA
033-0100	(21)44671	(38)45950	570-1857	605-2012	2034	MA + 16	---	---	YES	YES	IFT-AFT
037-2230	(15)45021	(16)46822	884-1289	1008-1599	1731	MA + 24	---	---	YES	NO	IEA-NEA
037-2290	(30)52704	()	747-1272	1572-1641	858-1782	MA + 30	---	---	YES	YES	IEA-NEA
038-0040	(16)39439	(25)43431	660-910	714-1061	773-1149	MA + 32	---	---	YES	NO	IFT-AFT
038-0090	(25)45352	()	525-1659	578-1769	1878	MA + 36	---	---	YES	NO	IEA-NEA
038-0100	(21)38169	()	823-984	909-1183	995-1334	MA + 32	---	---	YES	NO	IFT-AFT
039-1760	(23)40425	()	45-1590	270-1815	1965	MA	---	---	YES	NO	IEA-NEA

* PERCENT OF TEACHERS' RETIREMENT SYSTEM MONIES WHICH ARE BOARD PAID.

UNIT DISTRICTS WITH 1000 - 2999 ENROLLMENT

CTY-DIST	NAME OF DISTRICT	NO OF TCHRS	TEACHER SALARY SCHEDULED		SALARY SCHEDULED - 1997 - 98*		LONGEVITY	MA 10TH YEAR	MA+30-32 SCHO MIN. --- MAX.	LONGEVITY				
			MIN. --- MAX.	LONGEVITY	MIN. --- MAX.	LONGEVITY								
039-1860	MURPHYSBORO C U SCH DIST 188	24891(20)	41413	(25)	42239	27065(22)	45239	(25)	46065	34500	27065(22)	47413	(25)	48239
040-0010	JASPER COUNTY COMM UNIT DIST 1	24410(17)	37335	()	27923(20)	43871	()	---	---	34073	29217(21)	47913	()	---
045-3010	CENTRAL COMM UNIT SCH DIST 301	25716(10)	35580	(20)	36560	29282(18)	47855	(20)	48855	39220	33343(17)	58055	(20)	57055
045-3020	KANELAND C U SCHOOL DIST 302	22823(15)	39818	()	---	26543(18)	48149	()	---	37943	0	0	()	---
048-0010	MONENCE COMM UNIT SCH DIST 1	24496(19)	35704	()	---	27541(23)	45149	()	---	33863	30169(23)	47939	()	---
048-0020	HERSCHER COMM UNIT SCH DIST 2	24348(19)	37582	()	---	26793(24)	45183	()	---	32799	26793(25)	48098	()	---
048-0050	MANTENO COMM UNIT SCH DIST 5	22945(20)	36067	(30)	37067	24618(20)	42626	(30)	43626	33148	0	0	()	---
047-0880	PLANO COMM UNIT SCHOOL DIST 88	21679(14)	31372	()	---	23488(23)	43085	()	---	29759	0	0	()	---
047-1150	YORKVILLE COMM UNIT SCH DIST 115	23824(13)	34008	()	---	27576(24)	51385	(25)	55308	34458	0	0	()	---
048-2020	KNOXVILLE C-U SCHOOL DIST 202	21284(18)	31308	(31)	37758	22244(22)	35707	(30)	40783	27031	0	0	()	---
051-0100	RED HILL C U SCHOOL DIST 10	23675(28)	38235	()	---	24725(30)	40325	()	---	29405	25775(31)	41895	()	---
051-0200	LAWRENCE CO C U DISTRICT 20	23116(27)	38201	()	---	24258(31)	41686	()	---	29054	25402(31)	42750	()	---
052-2720	AMBOY COMM UNIT SCHOOL DIST 272	20504(25)	32807	()	---	22760(31)	43244	()	---	28905	25220(31)	47919	()	---
053-0080	PRAIRIE CENTRAL C U SCHOOL DIST	23671(9)	32192	()	---	27458(13)	39767	()	---	35979	31245(17)	47342	()	---
055-0010	ARGENTA-OREANA COMM UNIT SCH D 1	21230(18)	34817	()	---	24627(16)	38214	()	---	32270	0	0	()	---
055-0030	MT ZION COMM UNIT SCH DIST 3	26050(30)	48054	()	---	30059(30)	53640	()	---	31227	33543(30)	57458	()	---
055-0110	WARRENSBURG-LATHAM C U DIST 11	23011(12)	34056	(25)	36817	26693(15)	40499	(25)	43260	32178	0	0	()	---
055-0150	MERIDIAN COMM UNIT SCH DIST 15	21739(14)	32239	(25)	36119	24696(14)	35196	(25)	39238	31448	27652(14)	38929	(25)	45353
058-0010	CARLINVILLE C U SCHOOL DIST 1	25150(14)	38731	()	---	26408(17)	44013	()	---	34204	0	0	()	---
058-0040	VIRDEN COMM UNIT SCHOOL DIST 4	23630(9)	33083	()	---	27884(12)	40172	()	---	37336	30011(14)	44189	()	---
058-0060	STAUNTON COMM UNIT SCH DIST 6	27228(20)	43873	()	---	28677(21)	49335	()	---	39915	29898(21)	50727	(25)	51511
058-0070	GILLESPIE COMM UNIT SCH DIST 7	22678(31)	46071	()	---	24187(31)	50895	()	---	31942	25478(31)	52192	()	---
058-0090	SOUTHWESTERN C U SCH DIST 9	24353(13)	35592	()	---	26695(15)	39808	()	---	34188	29036(17)	44023	()	---
057-0010	ROXANA COMM UNIT SCHOOL DIST 1	28036(9)	39094	(13)	41667	31894(9)	42952	(15)	48098	42952	34982(9)	46039	(15)	51186
057-0050	HIGHLAND COMM UNIT SCH DIST 5	24100(14)	30540	()	---	26100(24)	46350	()	---	31350	0	0	()	---
057-0080	BETHALTO C U SCHOOL DIST 8	23272(20)	44388	()	---	26334(20)	47982	()	---	34093	28784(20)	50857	()	---
057-0120	MAOISON COMM UNIT SCH DIST 12	25885(17)	43007	()	---	27700(18)	46986	()	---	37055	29539(20)	49908	()	---
080-1260	HAVANA COMM UNIT SCHOOL DIST 126	25620(30)	41998	()	---	27431(30)	46395	()	---	33119	29499(30)	48464	()	---
080-1890	ILLINI CENTRAL C U SCH DIST 189	22356(24)	36810	(28)	38490	26249(28)	41907	(34)	43892	29329	27237(28)	45289	(36)	47078
080-1910	MIDWEST CENTRAL CUSD 191	21694(21)	36437	()	---	24040(21)	40377	()	---	30023	26639(21)	44742	()	---
081-0010	MASSAC UNIT DISTRICT #1	21600(19)	37700	()	---	23800(19)	41600	()	---	28300	26000(19)	44000	()	---
082-1850	MACOMB COMM UNIT SCH DIST 195	24315(15)	34953	()	---	26052(22)	40923	(23)	41673	31262	27789(22)	44288	(23)	45038
083-0120	JOHNSBURG C U SCHOOL DIST 12	20800(11)	32900	()	---	24768(19)	45668	()	---	34668	28736(21)	51836	()	---
083-0500	HARVARD C U SCHOOL DIST 50	22065(11)	34201	()	---	25375(18)	43027	()	---	35304	28685(16)	46337	()	---
083-1580	HUNTLEY CONS SCHOOL OIST 158	23158(16)	36624	()	---	25889(22)	47480	()	---	33779	0	0	()	---
084-0160	OLYMPIA C U SCHOOL DIST 16	23400(15)	33498	()	---	25600(23)	47940	()	---	30355	27200(23)	49860	()	---
085-2020	PORTA COMM UNIT SCHOOL DIST 202	25782(18)	34846	(30)	36846	27748(22)	40716	(30)	42716	32449	0	0	()	---
085-2130	ATHENS COMM UNIT SCH DIST 213	22005(20)	33475	(23)	35310	24055(20)	36455	(26)	40245	29455	0	0	()	---
086-2010	ALEDO COMM UNIT SCH DIST 201	22065(21)	34725	(26)	35735	23231(23)	38436	(28)	39436	27334	0	0	()	---
087-0040	COLUMBIA COMM UNIT SCH OIST 4	23500(15)	39245	(34)	41595	26320(16)	43240	(34)	45590	35485	0	0	()	---
087-0050	WATERLOO COMM UNIT SCH DIST 5	24150(10)	31450	()	---	25870(18)	39750	(27)	45825	32440	0	0	()	---
088-0030	HILLSBORO COMM UNIT SCH DIST 3	22935(20)	37842	()	---	25228(23)	42888	()	---	34632	27063(24)	45870	()	---

* SALARIES INCLUDE TAX SHELTERED RETIREMENT CONTRIBUTION PAID OR DEPOSITED BY THE DISTRICT ON BEHALF OF TEACHERS TO TRS.

CITY-DIST	HIGHEST SCHEDULED SALARY 1996-97	INCREASE: 96-97 TO 97-98				UNIT DISTRICTS WITH 1000 - 2999 ENROLLMENT		DEGREE & HOURS REQUIRED	AVERAGE PAID SALARY 1997-98	AVERAGE YEARS EXPERIENCE 1997-98	NEGOTIATED AGREEMENT		AFFIL
		LONGEVITY	BA	MA	MA	HIGHEST SCHEDULED	HIGHEST SCHEDULED				TRYS	% *	
039-1860	(22)47413	(25)48239	1021-1022	1022-1022	1022-1022	1022-1022	MA + 32	---	---	8.69	YES	NO	IEA-NEA
040-0010	(21)47913	()	---	---	---	101	MA + 32	---	---	---	YES	YES	IEA-NEA
045-3010	(17)56055	(20)57055	976-1350	1111-1809	1265-2128	2128	MA + 30	---	---	3.00	YES	YES	IEA-NEA
045-3020	(16)54239	()	23-417	325-664	---	1160	MA + 36	---	---	8.69	YES	YES	IEA-NEA
046-0010	(23)47939	()	0-1428	0-1806	0-1918	1918	MA + 30	---	---	4.00	YES	YES	IEA-NEA
046-0020	(25)48098	()	---	---	---	2799	MA + 32	---	---	8.69	YES	YES	IFT-AFT
046-0050	(20)48757	(30)47757	---	---	---	---	MA + 24	---	---	8.69	YES	NO	IEA-NEA
047-0880	(23)45399	()	276-400	299-1657	---	1746	MA + 24	---	---	---	YES	YES	IEA-NEA
047-1150	(24)35661	(25)59910	909-1308	1061----	---	---	EOD-PHD	---	---	8.69	YES	YES	IEA-NEA
048-2020	(22)37778	(28)41530	515-515	515-515	---	516	C.A.S.	---	---	8.00	YES	YES	IEA-NEA
051-0100	(31)41895	()	900-1555	910-1575	920-1590	1590	MA + 32	---	---	8.69	YES	NO	IEA-NEA
051-0200	(31)42750	()	1101-1819	1155-1985	1210-2036	2036	MA + 32	---	---	8.69	YES	NO	IEA-NEA
052-2720	(31)47919	()	352-564	391-743	433-823	823	MA + 32	---	---	8.69	YES	NO	IEA-NEA
053-0080	(17)47342	()	521-708	604-875	687-1042	1042	MA + 32	---	---	---	YES	YES	IEA-NEA
055-0010	(16)43309	()	420-689	488-756	---	857	BA + 99	---	---	8.00	YES	YES	IEA-NEA
055-0030	(30)57458	()	1017-2069	1191-2310	1340-2474	2474	MA + 32	---	---	8.69	YES	YES	IFT-AFT
055-0110	(15)42340	(25)45101	1098-1625	1273-1932	---	2020	MA + 16	---	---	8.69	YES	NO	IEA-NEA
055-0150	(14)38929	(25)45353	543-543	587-587	630-755	755	MA + 32	---	---	8.69	YES	NO	IFT-AFT
056-0010	(19)48288	()	850-1309	893-1488	---	1632	MA + 48	---	---	---	YES	NO	IEA-NEA
056-0040	(14)44189	()	688-964	812-1170	874-1287	1287	MA + 32	---	---	8.69	YES	YES	IEA-NEA
056-0060	(21)51556	(30)53126	---	2509	---	3787	MA + 64	---	---	8.00	YES	YES	IFT-AFT
056-0070	(31)52192	()	753-0	863-0	861-0	---	MA + 30	---	---	8.69	YES	YES	IFT-AFT
056-0090	(17)44023	()	923-1346	1011-1508	1099-1668	1668	MA + 32	---	---	---	YES	NO	IEA-NEA
057-0010	(09)46039	(15)52730	626----	712----	781----	---	MA + 48	---	---	8.69	YES	YES	IEA-NEA
057-0050	(24)48078	()	900-1180	900-1350	---	1386	MA + 36	---	---	---	YES	NO	IEA-NEA
057-0080	(20)50857	()	753-2512	852-2716	932-2879	2879	MA + 32	---	---	---	YES	YES	IEA-NEA
057-0120	(20)49906	()	380-1936	409-1994	437-2038	2038	MA + 30	---	---	8.00	YES	YES	IFT-AFT
060-1260	(30)48464	()	641-1383	641-1501	734-1595	1595	MA + 32	---	---	---	YES	NO	IFT-AFT
060-1890	(29)45289	(36)47076	905-761	1107-895	947-1023	1023	MA + 32	---	---	8.69	YES	YES	IEA-NEA
060-1910	(21)44742	()	1102-2769	779-2204	708-2064	2064	MA + 32	---	---	8.69	YES	YES	IEA-NEA
061-0010	(19)44000	()	800-1864	800-1979	1430-1901	1901	MA + 30	---	---	---	YES	NO	IEA-NEA
062-1850	(22)44288	(23)45038	1770-1344	1837-1574	1904-1703	1703	MA + 32	---	---	8.69	YES	YES	IEA-NEA
063-0120	(22)53928	(23)55007	788-788	1068-1068	1348-1348	1418	MA + 40	---	---	8.50	YES	NO	IEA-NEA
063-0500	(16)46337	()	435-674	500-848	565-913	913	MA + 30	---	---	8.69	YES	NO	IEA-NEA
063-1580	(27)58156	()	587-928	656-1203	---	1473	MA + 45	---	---	---	YES	NO	IEA-NEA
064-0160	(23)49860	()	900-717	946-2309	1014-2401	2401	MA + 30	---	---	---	YES	NO	IEA-NEA
065-2020	(23)43309	(30)45309	985-1330	1059-1554	---	1654	MA + 24	---	---	---	YES	YES	IEA-NEA
065-2130	(20)38105	(27)42560	405-405	405-405	---	405	MA + 24	---	---	---	YES	YES	IEA-NEA
066-2010	(23)38754	(28)39754	646-1017	680-1125	---	1135	MA + 10	---	---	8.00	YES	YES	IEA-NEA
067-0040	(16)44180	(34)46530	800-1336	896-1472	---	1504	MA + 15	---	---	---	YES	YES	IEA-NEA
067-0050	(18)40610	(27)46685	650-720	670-782	---	792	MA + 16	---	---	---	YES	NO	IEA-NEA
068-0030	(24)45870	()	598-986	657-1118	705-1196	1196	MA + 32	---	---	8.69	YES	YES	IFT-AFT

* PERCENT OF TEACHERS' RETIREMENT SYSTEM MONIES WHICH ARE BOARD PAID.

UNIT DISTRICTS WITH 1000 - 2999 ENROLLMENT

CTY-DIST	NAME OF DISTRICT	ND OF TCHRS	TEACHER SALARY SCHEDULE - 1997 - 98*		MA SCHEDULED		LONGEVITY	MA 10TH YEAR	MA+30-32 SCHD		LONGEVITY
			MIN.	MAX.	MIN.	MAX.			MIN.	MAX.	
068-0120	LITCHFIELD C U SCHOOL DIST 12	22580(16)37031	(24)37934	24838(18)41096	(24)41999	32967	25741(18)41999	(24)42902			
070-3000	SULLIVAN C U SCHOOL DIST 300	22438(23)35733	(25)36269	24732(25)39895	(26)40673	28687	27416(25)42578	(26)43579			
071-2200	OREGON C U SCHOOL DIST-220	25435(9)32684	(10)32792	28996(15)43112	(16)43329	39170	32557(20)50997	(21)51215			
071-2210	FORRESTVILLE VALLEY C U S D 221	20679(9)28123	()	23988(14)34741	()	31432	27296(17)41358	()			
071-2230	MERIDIAN C U SCH DIST 223	23470(11)33513	()	27137(16)42878	()	35770	0()	0()			
071-2260	BYRON COMM UNIT SCHOOL DIST 226	31457(13)50267	()	37118(17)161717	()	50141	0()	0()			
072-2850	FARMINGTON CENTRAL C U S D 285	21900(16)30772	()	22650(20)36607	()	27477	0()	0()			
072-3210	IL VALLEY CENTRAL UNIT DIST 321	25458(19)38742	()	26989(23)43214	()	32241	28691(25)46386	()			
072-3230	DUNLAP C U SCHOOL DIST 323	26726(13)35094	()	30726(20)42074	()	34120	35093(22)46081	()			
072-3270	ILLINI BLUFFS CU SCH DIST 327	21300(20)30700	(29)39095	23100(20)32500	(30)43283	27500	24900(20)34300	(27)42892			
073-3000	DU QUOIN C U SCHOOL DISTRICT 300	26793(31)45707	()	28533(34)49239	()	33913	0()	0()			
074-0250	MONTICELLO C U SCHOOL DIST 25	22906(12)30858	(19)35008	25277(13)34549	(30)47985	31671	27362(13)36634	(31)51323			
075-0100	PIKELAND C U SCH DIST 10	24135(21)36084	()	25302(24)40555	()	29909	26178(24)41432	()			
077-1010	MERIDIAN C U SCH DISTRICT 101	25251(16)39534	()	27275(18)47468	()	34415	29775(18)47868	()			
078-5350	PUTNAM CO C U SCHOOL DIST 535	22030(13)32671	()	24158(16)38463	(17)40385	31402	26511(19)43767	(20)45977			
079-1320	RED BUD C U SCHOOL DIST 132	22133(21)36114	()	24813(25)43194	()	28748	27492(25)46391	()			
079-1390	CHESTER COMM UNIT SCH DIST 139	24083(22)38370	()	26410(26)43488	()	31933	28350(26)45428	()			
079-1400	SPARTA C U SCHOOL DIST 140	24688(20)39125	()	27856(25)46258	(38)49468	34369	0()	0()			
080-0010	EAST RICHLAND C U SCH DIST 1	24720(22)38006	()	26204(25)42228	()	30359	0()	0()			
081-1000	RIVERDALE C U SCHOOL DIST 100	22609(14)36304	()	25217(18)44293	()	33587	0()	0()			
081-2000	SHERARD COMM UNIT SCH DIST 200	21850(17)32875	(31)36725	23880(19)36375	(28)39125	29025	25910(19)38405	(31)41705			
081-3000	ROCKRIDGE C U SCHOOL DIST 300	22413(16)35475	()	24730(19)40025	()	31975	0()	0()			
082-1960	DUPO COMM UNIT SCH DISTRICT 196	24563(14)40527	()	27509(16)45930	()	38563	30456(16)48881	()			
083-0030	HARRISBURG C U SCHOOL DIST 3	25930(12)38888	(25)43192	28764(13)42803	(25)47152	38483	31600(13)45638	(25)49942			
083-0040	ELDORADO COMM UNIT DISTRICT 4	22739(25)40674	()	25511(25)43446	()	31967	0()	0()			
084-003A	ROCHESTER COMM UNIT SCH DIST 3A	25522(20)37288	(21)38088	28109(20)40343	(21)41143	32345	0()	0()			
084-0080	PLEASANT PLAINS C U SCHOOL DIST	23566(14)32800	(15)34112	26206(20)39397	(21)40978	32141	0()	0()			
084-0100	AUBURN COMM UNIT SCHOOL DIST 10	21335(19)33325	(20)33641	22498(19)36827	(20)37093	29266	0()	0()			
084-0140	RIVERTON C U SCHOOL DIST 14	24852(17)33982	(19)34782	27836(18)37085	(20)38601	30461	0()	0()			
084-0150	WILLIAMSVILLE C U SCHOOL DIST 15	23125(15)31075	(16)32075	26500(15)35200	(16)36600	31000	0()	0()			
085-0010	SCHUYLER CO C U SCH DIST 1	23988(15)34226	()	25155(18)38176	()	31666	0()	0()			
087-0040	SHELBYVILLE C U SCHOOL DIST 4	24064(15)34963	()	25488(17)40541	()	33249	26870(17)43400	()			
087-0210	CENTRAL A & M C U DIST #21	21000(13)32050	(24)32900	24400(16)38000	(24)38850	32050	24400(17)42250	(24)43100			
089-2010	DAKOTA COMM UNIT SCH DIST 201	22391(9)31196	()	26739(13)39457	()	35543	0()	0()			
089-2020	LENA WINSLOW C U SCH DIST 202	19750(19)31205	()	22910(23)37525	()	30020	0()	0()			
090-7090	MORTON C U SCHOOL DISTRICT 709	22957(13)37304	()	25826(17)44000	()	34435	28696(21)50696	()			
092-0020	WESTVILLE C U SCHOOL DIST 2	22051(22)31513	(38)35205	23897(29)36205	(38)38744	27487	0()	0()			
092-0040	GEORGETOWN-RIDGE FARM C U D 4	21420(14)31724	(15)31849	23523(17)37414	(18)37564	30357	0()	0()			
092-0110	HOOPESTON AREA C U SCH DIST 11	21902(17)36796	()	24530(19)41176	()	33291	26502(19)43147	()			
092-0760	COMMUNITY UNIT SCHOOL DIST #76	21272(15)29799	(27)39255	22902(18)33793	(30)43250	27435	25937(18)37776	(30)48054			
093-3480	WABASH C U SCH DIST 348	20700(22)37498	()	23094(27)43937	()	30182	25487(28)47140	()			
094-0380	MONMOUTH UNIT SCH DIST 38	22471(14)27341	(26)37579	23791(24)37577	(30)44648	27246	24861(24)38986	(31)46073			

* SALARIES INCLUDE TAX SHELTERED RETIREMENT CONTRIBUTION PAID OR DEPOSITED BY THE DISTRICT ON BEHALF OF TEACHERS TO TRS.

UNIT DISTRICTS WITH 1000 - 2999 ENROLLMENT

CITY-DIST	HIGHEST SCHEDULED SALARY 1996-97	INCREASE: 96-97 TO 97-98			HIGHEST SCHEDULED 1997-98	DEGREE & HOURS REQUIRED	AVERAGE PAID SALARY 1997-98	AVERAGE YEARS EXPERIENCE 1997-98	NEGOTIATED AGREEMENT			
		BA MIN	MA MIN	MA+30-32 MAX					TR %	FAIR SHARE	AFFIL	
068-0120	(18)41999	(24)42902	580-951	638-1056	661-1079	1079	MA + 32	---	8.00	YES	YES	IEA-NEA
070-3000	(25)42578	(26)43579	898-1041	963-1162	1042-1240	1240	MA + 30	---	8.69	YES	NO	IEA-NEA
071-2200	(20)50997	(21)51215	599-893	682-1138	766-1324	1324	MA + 32	---	8.69	YES	YES	IEA-NEA
071-2210	(17)41358	()	2054-2808	2383-3526	2711-4242	4242	MA + 32	---	8.69	YES	NO	IEA-NEA
071-2230	(18)47955	()	684-977	790-1250	1396	1396	MA + 27	---	8.69	YES	YES	IEA-NEA
071-2260	(19)67442	(23)68890	0-0	0-0	---	---	MA + 16	---	8.69	YES	YES	IEA-NEA
072-2650	(20)37311	()	---	---	---	---	BA + 64	---	8.69	YES	YES	IFT-AFT
072-3210	(27)48027	()	178-591	178-678	178-722	765	MA + 45	---	8.69	YES	YES	IEA-NEA
072-3230	(22)47099	()	786-997	4786-1961	9153-2081	2100	MA + 45	---	8.69	YES	YES	IEA-NEA
072-3270	(20)34300	(38)47121	300----	300-100	300-100	---	MA + 30	---	8.69	YES	NO	IFT-AFT
073-3000	(34)50544	()	2385-2386	2386-2386	---	2386	MA + 24	---	8.69	YES	YES	IEA-NEA
074-0250	(13)36634	(14)36634	741-714	741-662	741-662	662	MA + 32	---	8.69	YES	YES	IEA-NEA
075-0100	(24)41651	()	277-1051	239-1181	---	1213	C.A.S.	---	8.69	YES	NO	IFT-AFT
077-1010	(18)47868	()	3164-3785	3252-6139	3361-4148	4148	MA + 32	---	8.69	YES	YES	IEA-NEA
078-5350	(19)43767	(20)45977	0-778	0-916	0-1042	1042	MA + 32	---	8.69	YES	NO	IEA-NEA
079-1320	(25)46391	()	905-846	906-1012	906-1087	1087	MA + 30	---	8.69	YES	YES	IEA-NEA
079-1390	(26)45428	()	512-1912	618-2141	704-2227	2227	MA + 32	---	8.69	YES	NO	IEA-NEA
079-1400	(28)51014	()	2688-4687	3056-5541	---	6111	MA + 24	---	9.19	YES	YES	IEA-NEA
080-0010	(26)43769	()	720-1810	791-2011	---	2084	MA + 16	---	8.69	YES	YES	IEA-NEA
081-1000	(19)45761	()	1619-3349	1708-3578	---	3675	MA + 24	---	8.69	YES	YES	IEA-NEA
081-2000	(19)38405	(31)41705	500-1025	580-1175	660-1255	1255	MA + 32	---	8.00	YES	NO	IEA-NEA
081-3000	(19)42078	()	862-1364	951-1539	---	1618	MA + 24	---	8.00	YES	YES	IEA-NEA
082-1960	(16)48881	()	945-1559	1058-1767	1171-1880	1880	MA + 32	---	8.69	YES	YES	IFT-AFT
083-0030	(13)45638	(25)49942	800-1201	888-1321	975-1409	1409	MA + 32	---	8.69	YES	YES	IEA-NEA
083-0040	(25)45108	()	1087-1804	1087-1805	1804	1804	MA + 24	---	8.69	YES	YES	IEA-NEA
084-003A	(20)41755	(21)42555	676-1288	744-1059	---	1106	MA + 24	---	8.00	YES	YES	IEA-NEA
084-0080	(20)41376	(21)43031	714-994	794-1194	---	1254	MA + 24	---	8.69	YES	NO	IEA-NEA
084-0100	(19)39803	(20)40010	442-984	386-1034	---	1093	MA + 36	---	8.69	YES	YES	IEA-NEA
084-0140	(18)39948	(20)40748	840-1149	942-562	---	1350	MA + 24	---	8.69	YES	NO	IEA-NEA
084-0150	(15)37900	(16)39300	260-260	260-260	---	---	MA + 24	---	8.69	YES	YES	IEA-NEA
085-0010	(18)38689	()	878-1253	921-1397	---	1416	MA + 16	---	8.69	YES	NO	IEA-NEA
087-0040	(17)43400	()	2611-3792	2765-4397	2866-4708	4708	MA + 32	---	8.69	YES	NO	IEA-NEA
087-0210	(17)42250	(24)43100	0-0	0-0	0-0	---	MA + 32	---	8.69	YES	YES	IEA-NEA
089-2010	(18)49783	()	652----	652-653	---	653	MA + 45	---	8.69	YES	YES	IEA-NEA
089-2020	(25)40685	()	600-948	696-1140	---	2768	MA + 20	---	8.00	YES	YES	IEA-NEA
090-7090	(22)52370	(22)57570	611-992	687-1170	763-1348	1393	MA + 45	---	8.69	YES	YES	IEA-NEA
092-0020	(38)39574	()	551----	597----	---	2099	MA + 16	---	2.56	YES	YES	IEA-NEA
092-0040	(17)38251	(34)42491	624-924	685-1090	---	1114	MA + 24	---	8.69	YES	YES	IEA-NEA
092-0110	(20)44680	()	761-1279	852-1430	---	1552	C.A.S.	---	8.69	YES	NO	IEA-NEA
092-0760	(18)37776	(30)48054	274-733	284-839	2359-3862	1942	MA + 32	---	8.69	YES	NO	IEA-NEA
093-3480	(28)47140	()	5-1092	76-1280	146-1373	1373	MA + 32	---	8.69	YES	YES	IEA-NEA
094-0380	(24)38986	(31)46073	1000-1014	1000-638	1000-640	640	MA + 30	---	8.69	YES	NO	IEA-NEA

* PERCENT OF TEACHERS' RETIREMENT SYSTEM MONIES WHICH ARE BOARD PAID.

UNIT DISTRICTS WITH 1000 - 2999 ENROLLMENT

CTY-DIST	NAME OF DISTRICT	NO OF TCHRS		TEACHER SALARY SCHEDULE - 1997 - 98*		MA SCHEDULED		LONGEVITY	MA 10TH YEAR	MA+30-32 SCHD		LONGEVITY
		MIN.	MAX.	MIN.	MAX.	MIN.	MAX.			MIN.	MAX.	
097-0050	CARMI-WHITE COUNTY C U S DIST 5	24012	(18)38707	()	25645	(21)42788	()	32992	27278	(23)46054	()	
098-0020	RIVER BEND COMM UNIT DIST 2	21974	(12)32521	(30)33169	25489	(16)39553	(30)40201	33400	0	()	()	
098-0030	PRDPHETSTOWN-LYNDDN-TAMPICD CUSD	22228	(9)29230	(19)30119	25162	(14)35276	(23)36165	32609	28097	(17)41322	(27)42234	
098-0060	MORRISON COMM UNIT SCH DIST 6	23152	(11)33960	()	27084	(14)42160	()	37448	0	()	()	
099-207U	PEOTONE C U SCH DIST 207U	21739	(17)36522	()	24348	(22)43478	()	32174	25652	(24)46522	()	
099-209U	WILMINGTON C U SCH DIST 209U	23765	(20)37046	()	25675	(30)46032	()	27072	0	()	()	
099-255U	REED CUSTER C U SCH DIST 255U	27768	(7)35745	()	31474	(13)48186	()	43675	35181	(15)55481	()	
100-0010	JOHNSTON CITY C U SCH DIST 1	22174	(31)46739	()	24957	(31)51641	()	32636	27739	(31)54424	()	
100-0040	HERRIN C U SCH DIST 4	26842	(26)47049	()	28258	(26)48465	()	34628	0	()	()	
100-0050	CARTERVILLE C U SCH DIST 5	25217	(26)46413	()	27826	(26)49022	()	34674	0	()	()	
101-3230	WINNEBAGO C U SCH DIST 323	23072	(15)35992	()	26948	(18)43814	()	35877	30963	(21)51266	()	
102-0060	FIELDCREST CUSD #6	22250	(16)32579	()	24950	(20)38148	()	30988	26950	(20)40236	()	
102-1400	EUREKA C U DIST 140	24995	(13)36045	()	28551	(19)46772	()	37182	31263	(19)49484	()	

UNIT DISTRICTS WITH 3000 - 5999 ENROLLMENT

004-1000	BELVIDERE C U SCH DIST 100	23188	(12)35039	()	25664	(17)46059	()	34978	27834	(18)51702	()	
010-1160	URBANA SCHOOL DIST 116	25470	(17)40139	()	26759	(17)42170	()	34657	28804	(17)45391	()	
011-0030	TAYLORVILLE C U SCH DIST 3	24181	(24)36596	(37)40086	24876	(24)39016	(37)42506	29511	25906	(24)40046	(37)43536	
015-0010	CHARLESTON C U SCHOOL DIST 1	22261	(16)36496	()	25954	(18)45482	()	35368	26397	(18)47301	()	
015-0020	MATTOON C U SCHOOL DIST 2	22000	(20)39420	()	23881	(22)46376	()	30636	24907	(22)48137	()	
019-4280	DEKALB COMM UNIT SCH DIST 428	26085	(19)38859	()	30099	(24)49798	()	36354	33912	(24)56108	()	
025-0400	EFFINGHAM COMM UNIT SCH DIST 40	24416	(18)38985	()	26126	(21)44835	()	31132	0	()	()	
037-2280	GENESE COMM UNIT SCH DIST 228	22000	(11)31705	(15)33507	24090	(15)39639	(19)41610	31203	26390	(15)49121	(20)52012	
042-1000	JERSEY C U SCH DIST 100	23552	(19)36252	()	25627	(21)41182	()	31927	27087	(21)43377	()	
045-1010	BATAVIA UNIT SCHOOL DIST 101	26737	(9)34735	()	33250	(15)48304	()	41791	0	()	()	
045-3040	GENEVA COMM UNIT SCH DIST 304	26722	(16)39574	()	31267	(24)57094	()	39574	34719	(24)63397	()	
046-1110	KANKAKEE SCHOOL DIST 111	28723	(13)45082	()	31603	(14)49701	(15)50151	44239	34457	(19)56875	()	
047-3080	OSWEGO COMM UNIT SCHOOL DIST 308	24239	(9)31097	()	26905	(13)40834	()	35914	29814	(17)48359	()	
048-2050	GALESBURG C U SCHOOL DIST 205	21500	(14)36192	()	24510	(18)43269	()	33024	26768	(21)48577	()	
049-0950	LAKE ZURICH C U SCH DIST 95	25692	(11)39244	(15)40282	27598	(14)49230	(20)51969	40170	30447	(14)55002	(19)58030	
049-1160	ROUND LAKE AREA SCHS - DIST 116	26291	(12)41972	(16)50159	28905	(15)53404	(16)67079	43605	31697	(15)61096	(16)73864	
049-1180	WAUCONDA COMM UNIT S DIST 118	26144	(8)34824	()	29479	(14)46868	(17)58193	39857	33562	(14)56546	(19)66288	
049-1870	NORTH CHICAGO SCHDDL DIST 187	24006	(17)47263	()	26781	(17)52124	()	36653	29331	(17)58631	()	
052-1700	DIXON UNIT SCHDDL DIST 170	22807	(11)35350	()	26456	(19)47484	()	38771	29192	(19)50419	()	
057-0020	TRIAD COMM UNIT SCHOOL DIST 2	24694	(17)37288	()	27707	(21)42523	()	34374	0	()	()	
057-0100	COLLINSVILLE C U SCH DIST 10	23719	(19)41508	()	26091	(19)43880	()	36764	28463	(19)50996	()	
063-2000	WOODSTOCK C U SCHOOL DIST 200	26087	(14)36457	()	29565	(22)51349	()	35704	32609	(22)55199	()	
064-0870	BLOMINGTON SCH DIST 87	24492	(25)44605	()	27676	(26)54174	()	36493	29635	(28)59760	()	
069-1170	JACKSONVILLE SCHOOL DIST 117	22140	(13)35874	()	25630	(13)41528	()	38003	0	()	()	
082-0190	MASCOUTAH C U DISTRICT 19	25050	(17)42439	()	28613	(18)50883	()	38157	0	()	()	
082-1870	CAHDKIA COMM UNIT SCH DIST 187	29388	(13)47171	()	31449	(13)51140	()	44997	33397	(13)53869	()	
084-0050	BALL CHATHAM C U SCHDDL DIST 5	22990	(26)41102	()	25160	(27)46050	()	30783	27370	(27)50133	()	

* SALARIES INCLUDE TAX SHELTERED RETIREMENT CONTRIBUTION PAID OR DEPOSITED BY THE DISTRICT ON BEHALF OF TEACHERS TO TRS.

UNIT DISTRICTS WITH 1000 - 2999 ENROLLMENT
 HIGHEST SCHEDULED SALARY 1996-97
 INCREASE: 96-97 TO 97-98
 BA MA MA+30-32 HIGHEST SCHEDULED REQUIRED DEGREE & HOURS PAID AVERAGE YEARS EXPERIENCE 1997-98
 LONGEVITY MIN--MAX MIN--MAX MIN--MAX
 NEGOTIATED AGREEMENT YES FAIR NO SHARE AFFIL

CITY-DIST	LONGEVITY	MIN	MAX	MIN	MAX	MIN	MAX	HIGHEST SCHEDULED	REQUIRED	DEGREE & HOURS	PAID	AVERAGE YEARS EXPERIENCE	NEGOTIATED AGREEMENT	YES FAIR	NO SHARE	AFFIL
097-0050	()	1143	1844	1221	2037	1299	2193	2232	EDD-PHD				YES	YES		IEA-NEA
098-0020	(30)	41958	876	1296	1016	1577		1646	MA + 16				YES	NO		IEA-NEA
098-0030	(17)	41322	(27)	42234			584		MA + 32				YES	YES	8.00	IEA-NEA
098-0060	(16)	47443	()		761	1115	889	2184	MA + 16				YES	YES	8.69	IEA-NEA
099-207U	(24)	46522	()		435	731	487	869	MA + 32				YES	YES	8.69	I FT-AFT
099-209U	(30)	47928	()		1090	3510	1090	1120	MA + 15				YES	YES		I FT-AFT
099-255U	(15)	55481	()		534	860	605	1160	MA + 32				YES	YES	2.00	IEA-NEA
100-0010	(31)	55120	()		571	1668	658	1826	EDD-PHD				YES	YES	8.69	IEA-NEA
100-0040	(26)	48824	()		1448	2156	1448	2156	EDD-PHD				YES	YES	8.69	IEA-NEA
100-0050	(26)	50326	()		543	1413	543	1413	MA + 16				YES	YES	8.69	IEA-NEA
101-3230	(21)	51266	()		672	1048	765	1284	MA + 32				YES	NO	8.69	IEA-NEA
102-0060	(20)	40236	()		750	883	750	936	MA + 32				YES	YES		IEA-NEA
102-1400	(19)	49484	()		728	1053	832	1364	MA + 32				YES	YES		IEA-NEA

UNIT DISTRICTS WITH 3000 - 5999 ENROLLMENT

004-1000	(18)	52762	()		675	1020	808	1450	929	1726	1787		YES	YES	8.69	IEA-NEA
010-1160	(17)	49806	()		374	591	394	621	425	668	733		YES	YES	8.69	IEA-NEA
011-0030	(24)	40046	(37)	43536	683	1198	683	1198	683	1198	1198		YES	YES		IEA-NEA
015-0010	(18)	48274	()		111	1294	129	1634	197	1965	2020		YES	YES	9.23	IEA-NEA
015-0020	(22)	48137	()		500	1160	500	1389	500	1340	1340		YES	YES		IEA-NEA
019-4280	(24)	56108	()		968	1442	1117	1847	1258	2082	2082		YES	YES	8.69	I FT-AFT
025-0400	(21)	45446	()		757	1208	810	1390			1422		YES	YES	8.69	IEA-NEA
037-2280	(15)	49121	(20)	52012	700	869	660	1146	724	1758	1758		YES	YES		IEA-NEA
042-1000	(21)	43377	()		1150	1350	1200	1410	1250	1460	1460		YES	YES		IEA-NEA
045-1010	(19)	60244	()		676	865	838	1203			1501		YES	YES		IEA-NEA
045-3040	(24)	66805	()		778	1152	910	1662	1011	1846	1945		YES	NO		IEA-NEA
046-1110	(19)	56875	()		680	1060	733		816	1332	1332		YES	NO	8.69	I FT-AFT
047-3080	(19)	56355	()		217	280	241	367	267	434	505		YES	YES	8.69	IEA-NEA
048-2050	(22)	50346	()		500	1564	570	1869	623	2099	2175		YES	YES	8.69	IEA-NEA
049-0950	(14)	61158	(25)	73390	1085	1333	1099	1304	1121	1142	1154		YES	YES	8.69	IEA-NEA
049-1160	(15)	61096	(16)	73854	2541	2095	2794	2641	3064	1392	1392		YES	YES	8.00	IEA-NEA
049-1180	(14)	56546	(19)	66288	713	949	803	1277	914	1540	1540		YES	YES		IEA-NEA
049-1870	(17)	60978	()		761	1483	761	1946	761	2561	2786		YES	YES		I FT-AFT
052-1700	(19)	50419	()		532	824	617	1597	680	1696	1696		YES	YES	8.69	IEA-NEA
057-0020	(22)	48104	()		769	1161	863	1324			1498		YES	NO	2.82	IEA-NEA
057-0100	(19)	50996	()		519	907	571	959	623	1115	1115		YES	YES		IEA-NEA
063-2000	(23)	63443	()		435	1403	435	2211	435	2578	3193		YES	YES	8.69	I FT-AFT
064-0870	(28)	61838	()		942	6925	1064	9665	1139	1483	2619		YES	NO		IEA-NEA
069-1170	(13)	50477	()		50	81	58	93			113		YES	YES	8.00	IEA-NEA
082-0190	(18)	50883	(19)	53123	437	1015	505	1243			1243		YES	NO		IEA-NEA
082-1870	(13)	54955	()		1663	2670	1781	2894	1890	3050	3050		YES	YES	8.69	I FT-AFT
084-0050	(27)	51209	()		684	1719	712	1891	740	2034	2071		YES	YES		IEA-NEA

* PERCENT OF TEACHERS' RETIREMENT SYSTEM MONIES WHICH ARE BOARD PAID.

UNIT DISTRICTS WITH 3000 - 5999 ENROLLMENT

CTY-DIST	NAME OF DISTRICT	ND OF TCHRS	TEACHER SALARY SCHEDULE - 1997 - 98*		MA 10TH YEAR	MA+30-32 MIN.	SCHD MAX.	LONGEVITY	ENROLLMENT			
			BA SCHEDULED MIN.	MA SCHEDULED MIN.								
089-1450	FREEMPORT SCHOOL DIST 145		23306	(12)35796		27576	(15)43361		37308	30841	(17)48654	
098-0050	STERLING C U DIST 5		23700	(11)33832		27077	(15)42541	(25)44675	37208	0	0	
099-201U	CRETE MDNEE C U SCHOOL DIST 201U		25021	(15)36097		27426	(24)54348		35570	0	0	
100-0020	MARION COMM UNIT SCH DIST 2		29864	(31)51429		31494	(31)55755		39320	32918	(31)57179	

UNIT DISTRICTS WITH 6000 - 11,999 ENROLLMENT

001-1720	QUINCY SCHOOL DISTRICT 172		24353	(27)40910	(32)41843	24717	(30)50624	(35)51839	29701	25261	(35)55590	(38)56062
010-0040	CHAMPAIGN COMM UNIT SCH DIST 4		27568	(8)31916	(10)33982	30503	(21)45938	(25)51742	36373	32351	(21)48438	(25)54242
022-2050	ELMHURST SCHOOL DIST 205		28700	(6)33100		34500	(12)50000		44500	36000	(15)59200	
045-1290	AURORA WEST UNIT SCHOOL DIST 129		27405	(12)34528		29435	(20)57142		38320	36028	(23)66703	
045-1310	AURORA EAST UNIT SCHOOL DIST 131		27259	(23)45268		29680	(28)57086	(30)57236	31570	31294	(29)60049	(30)60399
045-3030	ST CHARLES C U SCHOOL DIST 303		28549	(15)48609		32905	(19)60975	(20)61730	43987	38430	(19)70250	(20)71120
049-2200	BARRINGTON C U SCHOOL DIST 220		30740	(8)40576		34121	(16)61480	(16)62980	50413	35351	(18)70394	(18)71894
055-0610	DECATUR SCHOOL DISTRICT 61		25154	(17)41686		26202	(17)46410		33125	28298	(17)52556	
057-0070	EDWARDSVILLE C U SCHOOL DIST 7		22900	(15)36889		25648	(21)46029		34808	27938	(22)49235	
057-0090	GRANITE CITY C U SCHOOL DIST 9		27911	(14)50460	(21)51267	29074	(14)52765	(21)53609	43742	29472	(14)53556	(21)54413
057-0110	ALTON COMM UNIT SCHOOL DIST 11		24415	(11)37843		27345	(14)44435		38332	29298	(16)48830	
064-0050	MCLEAN COUNTY UNIT DIST NO 5		23600	(11)33984	(14)36627	26432	(13)40238	(15)46917	35990	28792	(13)42598	(16)51401
081-0400	MOLINE UNIT SCHOOL DISTRICT 40		25591	(14)45440		29424	(19)56459		41948	31986	(20)60587	
081-0410	ROCK ISLAND SCHOOL DISTRICT 41		25745	(13)45909		29867	(16)54405		43726	32507	(17)58624	
082-1890	EAST ST LOUIS SCHOOL DIST 189		25809	(10)43835	(17)45635	27613	(10)45340	(17)47140	44849	29121	(10)46848	(17)48648
092-1180	DANVILLE C C SCHOOL DIST 118		22900	(13)36640		25190	(15)42365		35495	26907	(17)46373	
099-2020	PLAINFIELD SCHOOL DIST 202		24339	(15)39689	(25)47305	26773	(18)48781	(25)57135	35360	28602	(19)53672	(25)62247
101-1220	HARLEM UNIT DIST 122		22788	(14)38740	(15)39590	27346	(17)46715	(18)47565	37600	31903	(17)51273	(18)52123

UNIT DISTRICTS WITH OVER 12,000 ENROLLMENT

016-2990	CITY OF CHICAGO SCHOOL DIST 299		32706	(11)51395		34972	(11)53661		50121	37237	(11)55926	
022-2000	COMMUNITY UNIT SCHOOL DIST 200		28675	(17)41005		32976	(17)59048		46310	35270	(17)61433	
022-2030	NAPERVILLE C U DIST 203		28500	(12)39750		32250	(22)61000		43000	34250	(22)65500	
022-2040	INDIAN PRAIRIE C U SCH DIST 204		26150	(16)37536		29806	(16)54382		39591	35519	(16)55617	
045-0460	SCHOOL DISTRICT 46		25625	(29)45638		30238	(29)54471		41768	34850	(29)60577	
045-3000	COMM UNIT SCH DIST 300		27360	(9)33426	(24)37359	28675	(13)42110	(24)46014	37414	30421	(15)47395	(33)62950
049-0600	WAUKEGAN C U SCHOOL DIST 60		25381	(16)36239		26210	(25)54698		33136	27985	(25)56708	
072-1500	PEORIA SCHOOL DISTRICT 150		24000	(12)35280	(29)35880	25920	(16)42466	(29)43066	33696	27840	(17)46704	(29)47304
084-1860	SPRINGFIELD SCHOOL DISTRICT 186		24494	(9)34219	(22)36770	28814	(11)40702	(22)43253	38542	33138	(13)47186	(22)49737
089-365U	VALLEY VIEW CUSD #365U		25615	(24)44185	(35)45472	28298	(34)67108		30889	31262	(34)71067	

(NEGOTIATION IN PROGRESS AS OF 02/01/98)

* SALARIES INCLUDE TAX SHELTERED RETIREMENT CONTRIBUTION PAID OR DEPOSITED BY THE DISTRICT ON BEHALF OF TEACHERS TO TRS.

CITY-DIST	HIGHEST SCHEDULED SALARY 1996-97	LONGEVITY	BA	INCREASE: 96-97 TO 97-98		HIGHEST SCHEDULED	DEGREE & HOURS REQUIRED	AVERAGE PAID SALARY 1997-98	AVERAGE YEARS EXPERIENCE 1997-98	NEGOTIATED AGREEMENT		
				MIN	MAX					MA	MA+30-32	YES
089-1450	(17)48914	()	879-1043	804-1263	899-1418	1454	MA + 42	---	---	YES	YES	IEA-NEA
098-0050	(17)48177	(26)52377	302-431	344-541	---	626	MA + 48	---	---	YES	YES	IEA-NEA
099-201U	(25)62409	()	847-1221	928-1838	---	2111	EDD-PHD	---	---	YES	YES	IEA-NEA
100-0020	(31)57891	()	1223-1918	1222-2005	1222-2005	2005	EDD-PHD	---	---	YES	YES	IEA-NEA

UNIT DISTRICTS WITH 6000 - 11,999 ENROLLMENT

001-1720	(35)60694	()	1053-1324	717-1348	261-1361	1373	EDD-PHD	---	---	YES	YES	IFT-AFT
010-0040	(21)51916	(25)57721	910----	911----	1237----	---	EDD-PHD	---	---	YES	YES	IFT-AFT
022-2050	(17)66500	()	500-500	1500-1500	1500-2000	2000	MA + 40	---	---	YES	NO	IFT-AFT
045-1290	(23)86703	()	905-510	935-1120	532-1320	1320	MA + 30	---	---	YES	YES	IEA-NEA
045-1310	(29)62298	(40)62748	1689-2805	1839-3537	1939-3720	3861	EDD-PHD	---	---	YES	YES	IFT-AFT
045-3030	(19)75988	(20)78909	374-351	436-588	515-660	717	EDD-PHD	---	---	YES	YES	IEA-NEA
049-2200	(19)76850	(19)78350	510-673	566----	1494-1168	3392	MA + 45	---	---	YES	YES	IEA-NEA
055-0810	(17)52558	()	554-1214	577-1352	623-1531	1531	MA + 32	---	---	YES	YES	IEA-NEA
057-0070	(22)48235	()	850----	952----	1037-1827	---	MA + 32	---	---	YES	YES	IEA-NEA
057-0090	(14)53558	(21)54413	1202-2173	1248-2273	1269-2308	2308	MA + 30	---	---	YES	YES	IFT-AFT
057-0110	(16)52100	()	390-604	437-709	468-780	832	EDD-PHD	---	---	YES	YES	IEA-NEA
064-0050	(13)44684	(16)53218	350-504	392----	427----	---	MA + 48	---	---	YES	YES	IEA-NEA
081-0400	(20)60587	()	984-2604	1132-3236	1231-3473	3473	MA + 30	---	---	YES	YES	IEA-NEA
081-0410	(17)65791	()	727-1228	842-1450	917-1570	1788	EDD-PHD	---	---	YES	YES	IEA-NEA
082-1890	(10)47848	()	752-1277	804-1320	848-1365	1365	EDD-PHD	---	---	YES	YES	IFT-AFT
092-1180	(17)47518	()	650-1040	715-1203	763-1317	---	MA + 45	---	---	YES	YES	IEA-NEA
099-2020	(19)56089	(25)64877	591-631	652-757	698-1000	1058	EDD-PHD	---	---	YES	YES	IEA-NEA
101-1220	(17)51273	(18)52123	638-1085	766-1308	893-1435	1435	MA + 32	---	---	YES	YES	IFT-AFT

UNIT DISTRICTS WITH OVER 12,000 ENROLLMENT

016-2990	(11)58192	()	1029-1617	1101-1689	1172-1760	1832	EDD-PHD	---	---	YES	YES	IFT-AFT
022-2000	(17)65758	()	200-1852	230-2667	246-2774	2971	MA + 60	---	---	YES	YES	IEA-NEA
022-2030	(22)69167	()	1500-0	250-1000	250-1850	---	MA + 42	---	---	YES	YES	IEA-NEA
022-2040	(16)64252	()	540-1784	611-614	727----	---	EDD-PHD	---	---	YES	YES	IEA-NEA
045-0480	(29)61989	()	132-898	2141-1089	2735-1186	1215	MA + 40	---	---	YES	YES	IEA-NEA
045-3000	(16)60045	(24)63702	701----	735----	779----	---	EDD-PHD	---	---	YES	YES	IEA-NEA
049-0600	(25)58724	()	1027-1078	1022-1627	1023-1687	1747	MA + 45	---	---	YES	YES	IFT-AFT
072-1500	(18)51115	(29)51715	1200-1422	1296-1782	1392-1993	2214	EDD-PHD	---	---	YES	YES	IFT-AFT
084-1860	(14)50428	(22)52979	490-684	578-814	663-944	1009	MA + 48	---	---	YES	YES	IEA-NEA
089-365U	(34)72344	()	629-1597	765-2426	797-2569	2615	MA + 40	---	---	YES	YES	IFT-AFT
101-2050	()	()	---	---	---	---	MA + 40	---	---	YES	YES	IEA-NEA

* PERCENT OF TEACHERS' RETIREMENT SYSTEM MONIES WHICH ARE BOARD PAID.

PART IV. INDIVIDUAL A.V.C. SALARY SCHEDULE AND SELECTED POLICY/PROVISION INFORMATION

CTY-DIST	NAME DF CENTER	TEACHER SALARY SCHEDULE - 1987 - 98*		MA SCHEDULED		MA 10TH		MA+30-32		SCHD	
		NO OF TCHRS	MIN. --- MAX.	LONGEVITY	MIN. --- MAX.	YEAR	MIN. --- MAX.	MIN. --- MAX.	LONGEVITY		
001-1720	QUINCY AREA VOC CTR	24353(38)41843	() --- ()	24717(39)51839	() --- ()	28701	25281(39)58082	() --- ()			
002-0050	FIVE COUNTY REGIONAL VOC SYSTEM	24900(18)37950	() --- ()	26300(22)43350	() --- ()	33275	0() 0	() --- ()			
019-0000	INDIAN VALLEY AREA VOC CTR	20542(24)31542	(25)32092	22247(24)33247	(25)33797	28747	23393(24)34393	(25)34943			
022-0000	DADES	27524(24)51507	(25)54007	29127(24)53511	(25)56011	38609	30730(24)55448	(25)57848			
028-2030	OKAW AREA VOCATIONAL CENTER	24857(19)38938	() --- ()	26847(21)41967	() --- ()	32512	28232(21)45894	() --- ()			
032-0000	GRUNDY AREA VOC CTR	28050(18)41210	() --- ()	29550(21)44150	() --- ()	38120	31050(27)50030	() --- ()			
041-2010	MT VERNON AREA VOC CTR	23834(13)35528	(15)38398	27768(20)47034	(22)48298	35519	0() 0	() --- ()			
043-0000	JO DAVIESS-CARROLL AREA VOC CTR	(NO POLICY AND NO SCHEDULE)									
045-3020	FOX VALLEY CAREER CENTER	22823(15)39818	() --- ()	26543(15)48149	() --- ()	37843	0() 0	() --- ()			
048-0000	KANKAKEE AREA CAREER CTR	24291(24)38002	() --- ()	27121(26)41975	() --- ()	32263	28991(26)43845	() --- ()			
048-2050	GALESBURG AREA VOC CTR	21500(14)36192	() --- ()	24510(18)43269	() --- ()	33024	28788(21)48577	() --- ()			
049-0000	LAKE CO H S TECHNOLOGY CAMPUS	24619(10)31889	() --- ()	26919(10)34419	() --- ()	34419	28319(10)35819	() --- ()			
050-0000	AREA CAREER CENTER	23708(5)27265	() --- ()	27028(13)38358	() --- ()	35563	30821(17)46843	() --- ()			
050-1200	SRAVTE	23708(5)27265	() --- ()	27028(13)38358	() --- ()	35563	30821(17)46843	() --- ()			
051-0000	TWIN RIVERS REG VOC DELIVERY SYS	21440(18)28940	() --- ()	22340(19)31340	() --- ()	28840	0() 0	() --- ()			
053-0900	LIVINGSTON AREA VOC CTR	23087(9)31371	() --- ()	26758(13)38214	(21)40017	35062	30448(18)50517	(21)52038			
054-4040	LINCOLN AND TECHNICAL ED CTR	23300(13)34484	(24)39355	26562(16)40543	(24)45413	34950	0() 0	() --- ()			
055-0610	DECATUR AREA VOC CTR	25154(17)41888	() --- ()	28202(17)48410	() --- ()	33125	28298(17)52558	() --- ()			
057-0100	COLLINSVILLE AREA VOC CTR	23719(14)40322	(19)41508	26091(14)42694	(19)43880	38764	28483(20)50998	() --- ()			
067-0000	BECK AREA VOC CTR	22499(20)35303	(37)39923	25700(20)37864	(37)40785	30822	0() 0	() --- ()			
081-0300	UNITED TWP AREA VOC CTR	23308(27)40848	() --- ()	28071(28)54280	() --- ()	34152	30421(30)57672	() --- ()			
084-0000	CAPITAL AREA CAREER CTR	28888(13)41617	(14)43117	30204(13)44954	(14)46454	40415	33541(14)49425	(15)50925			
092-1180	VOTEC	20321(13)27913	() --- ()	22353(14)30529	() --- ()	27609	23877(16)33221	() --- ()			
088-0000	WHITESIDE AREA VOC CTR	28889(10)38910	() --- ()	32096(15)47696	(25)49847	41241	0() 0	() --- ()			
089-0000	WILCO AREA CAREER CTR	22020(19)38439	() --- ()	24375(24)45587	() --- ()	32190	28977(24)48287	() --- ()			
084-0870	BLOOMINGTON AREA VOC CTR	24492(25)44805	() --- ()	27878(26)54174	() --- ()	38493	29835(28)56760	() --- ()			
057-0110	J B JOHNSON CAREER DEVELOPMENT	24415(11)37843	() --- ()	27345(14)44435	() --- ()	38332	29298(16)48830	() --- ()			

* SALARIES INCLUDE TAX SHELTERED RETIREMENT CONTRIBUTION PAID OR DEPOSITED BY THE DISTRICT ON BEHALF OF TEACHERS TO TRS.

PART IV. INDIVIDUAL A. V. C. SALARY SCHEDULE AND SELECTED POLICY/PROVIDION INFORMATION

CTY-DIST	HIGHEST SCHEDULED SALARY 1996-97	LONGEVITY	INCREASE: 96-97 TO 97-98		HIGHEST MA+30-32 SCHEDULED	DEGREE & HOURS REQUIRED	AVERAGE PAID SALARY 1997-98	AVERAGE YEARS EXPERIENCE 1997-98	NEGOTIATED AGREEMENT		
			BA MIN	MA MAX					YES FAIR	AFFIL	
001-1720	(39)60694	()	1053-2257	717-2563	261-1833	1373 EDD-PHD			YES	YES	IET-AFT
002-0050	(22)43950	()	400-850	400-950		MA + 16		9.29	NO		IEA-NEA
019-0000	(24)34393	(25)34943	0-0	0-0		MA + 32			YES	ND	IEA-NEA
022-0000	(24)58521	(25)61021	503-941	532-978	561-1013	MA + 60			YES	ND	IEA-NEA
026-2030	(21)46677	()	1174-1759	1278-1999	1392-2176	MA + 40		8.00	YES	YES	IEA-NEA
032-0000	(30)52970	()	1000-3840	1000-9030	1000-1000	MA + 45			YES	YES	IEA-NEA
041-2010	(20)50010	(22)51275	225-225	225-225		MA + 36		8.00	YES	YES	IEA-NEA
043-0000	()	()									
045-3020	(15)54239	()	23-417	325-664		MA + 36		8.69	YES	YES	IEA-NEA
046-0000	(26)43845	()	905-1416	2010-2564	2980-3534	MA + 32		3.87	YES	YES	IEA-NEA
048-2050	(22)50346	()	500-1564	570-1869	623-2099	MA + 39		8.69	YES	YES	IEA-NEA
049-0000	(10)41569	()	955-955	955-955	955-955	EDD-PHD			YES	YES	IET-AFT
050-0000	(17)46943	()	614-706	700-1943	798-2140	MA + 32		8.69	YES	ND	IET-AFT
050-1200	(17)46943	()				MA + 32		8.69	YES	ND	IET-AFT
051-0000	(19)31740	()	465-465	465-965		MA + 16			NO		
053-0900	(19)50517	(21)52039				MA + 32			YES	YES	IEA-NEA
054-4040	(18)45203	(24)50073	749-1109	854-1305		MA + 38		8.69	YES	YES	IEA-NEA
055-0610	(17)52556	()	554-1214	577-1352	623-1531	MA + 32		8.69	YES	YES	IEA-NEA
057-0100	(20)50996	()	519	571	623-1115	MA + 32			YES	YES	IEA-NEA
067-0000	(20)39145	(37)42813	2237-3264	3083-3469		MA + 16		8.00	YES	ND	INDEP.
081-0300	(30)57672	()	732-409	503-1116	909-1176	MA + 30			YES	YES	IEA-NEA
084-0000	(14)51093	(15)52593	783-1212	880-1310	977-1440	MA + 48			YES	YES	IEA-NEA
092-1180	(16)34237	()	592-592	651-651		MA + 45			YES	YES	IET-AFT
098-0000	(17)54390	(30)57617	259-352	290-432		MA + 48		8.69	YES	YES	IEA-NEA
099-0000	(24)48267	()	0-0	0-0		MA + 30			YES	YES	IET-AFT
064-0870	(28)61838	()	942-6925	1064-9665	1139-1483	MA + 48			YES	ND	IEA-NEA
057-0110	(16)52100	()	390-604	437-709	468-780	EDD-PHD			YES	YES	IEA-NEA

* PERCENT OF TEACHERS' RETIREMENT SYSTEM MONIES WHICH ARE BOARD PAID.

PART V. INDIVIDUAL SPECIAL ED. COOPS' SALARY SCHEDULE AND SELECTED POLICY/PROVISION INFORMATION

CITY-DIST	NAME OF COOPERATIVE	TEACHER SALARY SCHEDULE - 1997 - 98*		MA SCHEDULED		MA 10TH YEAR		MA+30-32 SCHD						
		ND OF TCHRS	BA SCHEDULED	MIN.	MAX.	MIN.	MAX.	MIN.	MAX.					
001-1720	SPEC EDUC ASSOC OF ADAMS COUNTY	24353(39)	41843	()	---	24717(39)	51839	()	---	25261(39)	56062	()	---	
004-1000	BOONE COUNTY SPEC EDUC COOP	23188(13)	35039	()	---	25664(18)	46059	()	---	27834(19)	51702	()	---	
010-1370	RURAL CHAMPAIGN CD SPEC ED COOP	(NEGOTIATION IN PROGRESS AS OF 02/01/98)												
015-0020	EASTERN ILL AREA OF SPEC EDUC	22016(13)	27613	(17)	29715	23079(15)	32094	(17)	33239	28365	24685(15)	34634	(17)	36682
016-1250	EISENHOWER COOPERATIVE	25375(18)	39975	(38)	45175	28475(16)	43075	(38)	48275	37075	30775(16)	45375	(38)	50575
016-1580	EXC CHILDREN HAVE OPPORTUNITIES	25987(13)	39742	()	---	28282(18)	50048	(19)	50996	38321	29890(18)	52275	(19)	53225
016-1800	S W COOK CD COOP ASSOC SPECIAL E	24913(9)	33160	()	---	27379(22)	49519	(38)	54519	36825	28354(22)	54079	(38)	59079
016-2040	LAGRANGE AREA DEPT SPEC ED-LADSE	27863(13)	38946	()	---	31053(13)	49308	()	---	43347	33396(13)	52182	()	---
016-8020	SPEED SEJA #802	23195(13)	34063	(16)	35298	25515(18)	43437	(23)	49042	32321	26545(19)	46547	(27)	52056
016-8030	PROVIDO AREA EXCEPTIONAL CHILD	24706(11)	34198	(26)	38698	26996(22)	51729	(26)	54329	35224	28640(22)	54879	(26)	57379
016-8050	NW SUBURBAN SPEC EDUC ORG	27842(14)	46062	()	---	31740(22)	64927	()	---	41931	35082(23)	70589	()	---
016-8060	A E R D SPEC EDUC COOP	26188(10)	33613	(37)	47113	27655(17)	46594	(37)	56594	37088	29636(17)	48488	(37)	58488
017-0000	SOUTH EASTERN SPEC EDUC PROGRAM	22075(19)	31035	()	---	23852(24)	36036	()	---	28424	24602(24)	36286	()	---
019-4270	NORTHWESTERN ILLINOIS ASSN	27890(13)	40074	()	---	29934(17)	49070	()	---	38963	32128(20)	58140	()	---
019-8000	DEKALB COUNTY SPEC EDUC ASSOC	23236(8)	28631	()	---	26451(16)	38754	(17)	39528	33381	0()	0	()	---
022-0000	SCH ASSOC SPEC ED DUPAGE SASED	27850(16)	40093	()	---	30139(18)	46729	(38)	55529	40093	32627(18)	55300	(38)	67400
022-0200	PHILLIP J ROCK CENTER AND SCHOOL	26043(11)	36211	()	---	27625(12)	44102	()	---	38675	0()	0	()	---
022-0440	COOP ASSOC FOR SPEC EDUC	30201(9)	43187	()	---	33825(15)	55871	()	---	46811	36241(20)	65837	(27)	67250
022-0480	EAST DUPAGE SPEC EDUC DIST EDESD	30685(12)	47224	()	---	34367(18)	62598	(20)	63648	49710	47255(19)	70269	(20)	72019
022-8020	NORTH DUPAGE SP ED COOPERATIVE	28722(8)	34754	()	---	31307(25)	51015	()	---	41647	33892(25)	60819	()	---
026-2030	MIDSTATE-VANDALIA SATELLITE	24657(19)	36938	()	---	26847(21)	41966	()	---	32512	29231(21)	45694	()	---
032-0540	GRUNDY COUNTY SPEC EDUC COOP	26670(32)	47714	()	---	27920(32)	49722	()	---	32771	28470(32)	51129	()	---
034-3380	WEST CENTRAL ILL SPEC EDUC COOP	24059(14)	32672	()	---	25289(16)	35131	()	---	30826	29099(16)	38941	()	---
037-2280	HENRY-STARK COUNTY SPEC ED DIST	22079(23)	37628	()	---	23705(28)	48540	()	---	31983	25367(30)	52704	()	---
038-8010	FORD-IRROQUOIS CD SPECIAL ED ASSO	(NEGOTIATION IN PROGRESS AS OF 02/01/98)												
039-1860	TRI-COUNTY SP ED JNT AGREEMENT	24891(20)	41413	(25)	42239	27065(22)	45239	(25)	46065	34500	27065(22)	47413	(25)	48239
041-8010	FRANKLIN-JEFFERSON CO SP ED DIST	23555(13)	34098	()	---	26115(17)	39902	()	---	33414	28675(22)	46517	()	---
045-3030	MID-VALLEY SPECIAL ED COOP	28549(15)	48609	()	---	32905(19)	60975	(20)	61730	43987	38430(19)	70250	(20)	71120
046-8500	KANKAKEE AREA SPEC EDUC COOP	24000(15)	32070	(16)	36785	26700(15)	34770	(16)	39485	30170	29500(15)	37570	(16)	42285
047-0000	KENDALL CO SPEC EDUC COOP	21797(16)	35368	()	---	24133(16)	38650	(17)	39787	32275	0()	0	()	---
048-2050	KNOX-WARREN SPEC EDUC DISTRICT	21500(14)	36192	()	---	24510(18)	43269	()	---	33024	26768(21)	48577	()	---
049-8040	NORTHERN SUBURBAN SPEC ED DIST	29855(14)	46574	(19)	53400	33945(20)	62009	(22)	63500	46574	0()	0	()	---
049-8250	SPEC EDUC DIST LAKE COUNTY/SEDOL	23170(9)	32253	(11)	34253	25950(13)	41822	(23)	52256	37468	28731(13)	46317	(23)	57631
050-0000	LASALLE PUTNAM ALLIANCE	21508(14)	36564	()	---	23659(14)	38714	(21)	41941	33337	25810(14)	40865	(27)	46242
052-1700	LEE COUNTY SPEC EDUC ASSOC	23279(18)	35617	()	---	25607(19)	44696	()	---	36315	27469(19)	47955	()	---
053-0000	LIVINGSTON CO SPEC SERVICES UNIT	26087(12)	38609	()	---	30261(14)	44870	()	---	39652	32348(16)	49043	()	---
054-0000	LOGAN-MASON-MENARD PUB SCH PROG	17716(13)	26108	()	---	20341(16)	30655	()	---	26466	0()	0	()	---
055-0610	MACON-PIATT SPEC EDUC JNT AGR	25154(17)	41886	()	---	26202(17)	46410	()	---	33125	28298(17)	52558	()	---
056-0010	MONTGOMERY CD/CARLINVILLE REGION	23000(17)	34865	()	---	25000(19)	38575	()	---	30525	26200(19)	39775	()	---
057-0000	MADISON CO EDUC THERAPY CTR	23784(13)	35723	(21)	37686	25401(13)	37340	(21)	39305	33667	27019(13)	38959	(21)	40923
057-0070	MADISON CO SP ED COOP REG II	22900(16)	36889	()	---	25648(21)	46029	()	---	34808	27938(22)	49235	()	---

* SALARIES INCLUDE TAX SHELTERED RETIREMENT CONTRIBUTION PAID OR DEPOSITED BY THE DISTRICT ON BEHALF OF TEACHERS TO TRS.

CTY-DIST	HIGHEST SCHEDULED SALARY 1996-97	INCREASE: 96-97 TO 97-98				HIGHEST SCHEDULED	OEGREE & HOURS REQUIRED	AVERAGE PAID SALARY 1997-98	AVERAGE YEARS EXPERIENCE 1997-98	NEGOTIATED AGREEMENT		
		LONGEVITY	BA	MA	MA-30-32					TR %	FAIR SHARE	
001-1720	(39)60694	()	1053-1326	717-1351	261-1362	1473	E00-PHO	---	---	YES	YES	IFT-AFT
004-1000	(19)52762	()	675-1021	807-1450	929-1726	1786	E00-PHO	---	---	YES	YES	IEA-NEA
010-1370	()	()	---	---	---	---	---	---	---	YES	YES	IEA-NEA
015-0020	(15)34634	(17)36682	389-488	408-567	438-612	612	MA + 32	---	---	YES	YES	IEA-NEA
016-1250	(16)45375	(38)50575	145	995	1045	---	MA + 30	---	---	YES	YES	IEA-NEA
016-1580	(18)52275	(19)53225	1031-1415	1130-1829	1180-1750	1750	MA + 30	---	---	YES	YES	IEA-NEA
016-1600	(22)54079	(38)59079	523-657	559-1941	484-2273	2273	MA + 30	---	---	YES	YES	IFT-AFT
016-2040	(13)52162	()	552-1051	614-909	842-957	957	MA + 30	---	---	YES	YES	IEA-NEA
016-8020	(19)46547	(27)52056	310-456	341-581	354-622	622	MA + 32	---	---	YES	YES	IEA-NEA
016-8030	(22)54879	(26)57379	471-652	514-2463	548-2613	2613	MA + 30	---	---	YES	YES	IFT-AFT
016-8050	(23)70589	()	1199-299	1367-3068	1511-3338	3338	MA + 30	---	8.69	YES	NO	IEA-NEA
016-8060	(17)48486	(37)58486	500-815	246-1186	357-1166	1166	MA + 30	---	---	NO	NO	IEA-NEA
017-0000	(24)38286	()	900-2340	1095-2103	---	1953	MA + 32	---	---	YES	NO	IEA-NEA
019-4270	(20)60233	()	1172-1887	1257-2400	1349-2925	3030	E00-PHO	---	8.69	YES	YES	IEA-NEA
019-8000	(16)41418	(17)42202	626-980	735-1489	---	1526	MA + 24	---	8.69	YES	YES	IEA-NEA
022-0000	(16)57512	(38)69018	809	883	---	---	MA + 45	---	---	YES	NO	IEA-NEA
022-0200	(16)52708	()	759-1055	805-1285	---	1535	MA + 15	---	---	NO	NO	IEA-NEA
022-0440	(20)67075	(27)68458	795-1136	890-1469	953-1731	1793	MA + 45	---	8.69	YES	YES	IEA-NEA
022-0480	(19)72417	(20)74517	748-5612	838-1527	2229-1713	3861	MA + 45	---	8.00	YES	NO	IEA-NEA
022-8020	(25)63117	()	---	---	---	---	MA + 45	---	---	YES	NO	IEA-NEA
026-2030	(21)46676	()	1174-1759	1278-1998	1391-2176	2222	MA + 40	---	---	YES	YES	IEA-NEA
032-0540	(32)51129	()	533-1813	533-1889	533-1943	1943	MA + 30	---	8.00	YES	YES	IEA-NEA
034-3380	(16)38941	()	1146-1556	1204-1672	1385-1854	1854	MA + 32	---	---	YES	NO	IEA-NEA
037-2280	(30)52704	()	747-1272	802-1641	858-1782	1782	MA + 30	---	8.00	YES	YES	IEA-NEA
038-8010	(19)---	()	---	---	---	---	MA	---	---	NO	NO	IEA-NEA
039-1860	(22)47413	(25)48239	1021-1022	1022-1022	1022-1022	1022	MA + 32	---	8.00	YES	NO	IEA-NEA
041-8010	(22)46517	()	610-1637	694-1793	778-1967	1967	MA + 32	---	---	NO	NO	IEA-NEA
045-3030	(19)75968	(20)76909	374-351	436-568	515-660	717	EDD-PHO	---	8.00	YES	YES	IEA-NEA
046-8500	(15)37570	(16)42285	500-170	800-470	1200-870	870	MA + 32	---	---	YES	NO	IEA-NEA
047-0000	(16)40944	(17)42122	758-5514	927-1642	---	1475	MA + 36	---	8.69	YES	YES	IEA-NEA
048-2050	(22)50346	()	500-1564	570-1869	623-2099	2175	MA + 39	---	8.69	YES	YES	IEA-NEA
049-8040	(20)67174	(22)68674	722-2169	1860-4950	---	1692	MA + 24	---	---	NO	NO	IEA-NEA
049-8250	(13)59755	(15)61755	757-1082	847	939	1955	MA + 99	---	---	YES	YES	IFT-AFT
050-0000	(14)41941	(27)47318	626-1065	689	752	---	EDD-PHO	---	---	NO	NO	IEA-NEA
052-1700	(19)47955	()	756-1156	831-1451	891-1556	1556	MA + 32	---	8.69	YES	NO	IEA-NEA
053-0000	(17)51130	()	---	---	---	---	EDD-PHO	---	---	YES	YES	IEA-NEA
054-0000	(16)33640	()	---	---	---	---	MA + 24	---	8.00	NO	NO	IEA-NEA
055-0610	(17)52556	()	554-1214	577-1352	623-1531	1531	MA + 32	---	8.69	YES	YES	IEA-NEA
056-0010	(19)39775	()	1100-1407	1100-1585	1100-1585	1585	MA + 32	---	---	YES	YES	IEA-NEA
057-0000	(13)38959	(21)40923	466-700	498-732	530-764	764	MA + 32	---	---	YES	YES	IFT-AFT
057-0070	(22)49235	()	---	---	---	---	MA + 32	---	---	YES	YES	IEA-NEA

* PERCENT OF TEACHERS' RETIREMENT SYSTEM MONIES WHICH ARE BOARD PAID.

CTY-DIST	NAME OF COOPERATIVE	NO OF TCHRS	TEACHER SALARY SCHEDULE - 1997 - 98*		LONGEVITY	MA 10TH YEAR	MA+30-32 SCHD		LONGEVITY
			BA SCHEDULED MIN. --- MAX.	MA SCHEDULED MIN. --- MAX.			MIN. --- MAX.	MAX.	
057-0080	REGION III SPEC ED COOP	25942(24)43393	()	28080(26)49789	()	35896	30427(26)53013	()	()
058-8010	KASKASKIA SPEC EDUC DISTRICT	22666(19)37467	()	24448(19)40638	()	31805	0() 0	()	()
063-1650	SPEC ED DIST DF MCHENRY CO-SEDOM	21950(8)28820	()	24640(19)43210	(26)45868	33330	28370(19)46940	(32)52893	()
069-8010	FOUR RIVERS SPEC EDUC DIST	21586(17)32708	(33)34485	24255(21)37994	(33)39771	30142	0() 0	()	()
071-8010	DGLE CO EDUCATION COOPERATIVE	26561(10)37185	()	30811(15)46747	()	40373	35061(19)55247	()	()
072-0000	SPEC EDUC ASSOC OF PEORIA COUNTY	24816(13)32710	()	26805(17)39026	()	33704	28558(20)43411	()	()
072-1500	MID CENTRAL ASSDCIATION	24000(29)35880	()	25920(29)43066	()	34733	27540(29)47304	()	()
077-1010	JAMP SPEC EDUC SERVICES	23000(19)35936	()	24371(24)40992	()	29860	25885(25)44043	()	()
079-0000	MONROE-RANDOLPH ORPHAN ACT PROG	27005(10)40276	()	29791(10)44687	()	44687	31269(10)47758	()	()
081-8650	BLACK HAWK AREA SP ED DISTRICT	22430(18)37195	()	24230(21)42395	()	31420	26030(21)44495	()	()
082-8010	BELLEVILLE AREA SPECIAL SERVICES	27099(12)37792	(14)38548	28973(12)41066	(14)41887	37636	32247(19)56021	(21)57141	()
084-0000	SANGAMON AREA SPEC ED DIST	21710(16)33034	(18)33634	23964(18)38310	(20)38910	30676	26452(18)42287	(20)42687	()
089-1450	NORTHWEST SP ED DISTRICT	23306(12)35796	()	27576(15)43361	()	37308	30841(17)48654	()	()
090-3090	TAZEWELL-MASON CNTYS SP ED ASSOC	25217(24)37404	()	25761(29)42591	()	27398	26304(27)44829	()	()
092-8010	VERMILION ASSOC FOR SPEC EDUC	23065(11)31128	(37)37628	24826(15)37140	(37)42640	31754	25601(17)40171	(37)45171	()
097-8010	WABASH & OHIO VALLEY SP ED DIST	30774(18)37647	()	33112(19)40283	()	37630	0() 0	()	()
099-0170	S WILL CO COOP FOR SPEC ED	22006(17)33939	()	23504(22)42168	()	29000	25542(22)44210	()	()
099-033C	LOCKPORT AREA SPEC EDUC COOP	26186(14)33845	(35)37445	27766(22)42833	(35)46433	32885	28829(23)45369	(35)48969	()
099-8430	LINCOLN-WAY AREA SPEC ED JA DIST	23675(11)29175	()	26175(21)40875	()	33175	0() 0	()	()
100-0020	WILLIAMSON CO SPEC EDUC DISTRICT	29375(30)50245	(31)51320	30962(30)54440	(31)55515	38005	32342(30)55821	(31)56896	()
101-1400	WINNEBAGO COUNTY SPEC EDUC COOP	23180(11)32870	()	27198(18)42081	()	35385	31217(18)46031	()	()
102-0690	WOODFORD COUNTY SPEC EDUC ASSN	23550(10)28900	()	26125(25)39125	()	31475	28325(25)41325	()	()
098-0000	BI-COUNTY SPECIAL EDUC COOP	23448(11)33070	()	26946(19)43566	()	34819	30445(19)46191	()	()

* SALARIES INCLUDE TAX SHELTERED RETIREMENT CONTRIBUTION PAID OR DEPOSITED BY THE DISTRICT ON BEHALF OF TEACHERS TO TRS.

CTY-DIST	HIGHEST SCHEDULED SALARY 1996-97	LONGEVITY	BA		INCREASE: 96-97 TO 97-98		HIGHEST SCHEDULED	DEGREE & HOURS REQUIRED	AVERAGE PAID SALARY 1997-98	AVERAGE YEARS EXPERIENCE 1997-98	NEGOTIATED AGREEMENT		
			MIN	MAX	MA	MA+30-32					YES FAIR	AFFIL	
057-0080	(26)53013	()	2112-1675	3800-5800	5297-2349	2349	MA + 32	---	---	---	YES	IEA-NEA	
058-8010	(20)41920	()	1230-4667	1312-1548	---	1552	EDD-PHD	---	---	---	YES	IFT-AFT	
063-1650	(19)46940	(32)	230-300	260-2625	295-3315	3315	MA + 32	---	---	---	YES	IEA-NEA	
069-8010	(23)41973	(33)	43750	306-1461	---	1615	EDD-PHD	---	---	---	YES	IFT-AFT	
071-8010	(19)55247	()	263-368	306-463	348-547	547	MA + 32	---	---	---	YES	IEA-NEA	
072-0000	(20)43411	()	877-1156	948-1380	1010-1535	1535	MA + 30	---	---	---	YES	IEA-NEA	
072-1500	(28)51715	()	1200-2022	1296-2382	1092-2593	2814	EDD-PHD	---	---	---	YES	IFT-AFT	
077-1010	(25)45327	()	328-1047	300-1262	300-1283	1320	MA + 48	---	---	---	YES	IEA-NEA	
079-0000	(10)47758	()	0-0	0-0	0-0	---	MA + 32	---	---	---	ND	---	
081-8650	(21)44495	()	610-1310	610-1320	1320	1320	MA + 30	---	---	---	NO	---	
082-8010	(19)59104	(21)	60286	520-1355	1762-6228	7616	EDD-PHD	---	---	---	YES	IFT-AFT	
084-0000	(18)42287	(20)	47652	306-465	338-540	596	MA + 32	---	---	---	YES	IEA-NEA	
089-1450	(17)49914	()	679-1043	804-1263	899-1418	1454	MA + 42	---	---	---	YES	IEA-NEA	
090-3090	(28)44829	()	1195-1521	1196-1521	1195-1521	1521	MA + 30	---	---	---	YES	IEA-NEA	
092-8010	(18)43686	(37)	48436	887-1197	955-1429	1680	MA + 60	---	---	---	YES	IEA-NEA	
097-8010	(16)38672	()	3021-3692	3247-3950	---	759	C.A.S.	---	---	---	YES	IEA-NEA	
099-0170	(22)44210	()	506-409	504-647	---	1703	MA + 30	---	---	---	YES	IFT-AFT	
099-033C	(23)46259	(35)	49859	576-745	611-943	1888	MA + 45	---	---	---	YES	IFT-AFT	
099-8430	(21)45525	()	675-675	675-1375	---	1525	MA + 24	---	---	---	YES	IEA-NEA	
100-0020	(30)56511	(31)	57586	1168-1169	1168-1169	1169	EDD-PHD	---	---	---	YES	IEA-NEA	
101-1400	(13)46031	()	647-1001	975-1138	1305-1868	1868	MA + 32	---	---	---	YES	IEA-NEA	
102-0690	(25)41325	()	800-800	800-800	800-800	800	MA + 32	---	---	---	NO	---	
098-0000	(19)46191	()	1008-1422	1158-1873	1309-1150	1150	MA + 32	---	---	---	8.69	YES	IEA-NEA

* PERCENT OF TEACHERS' RETIREMENT SYSTEM MONIES WHICH ARE BOARD PAID.

174

173

PART VI. POLICY COST AND PERCENT BOARD PAID FOR FRINGE BENEFITS PER TEACHER AND FAMILY (NOT INCLUDING TEACHER)
SECTION A: REGULAR SCHOOL DISTRICTS +

ELEMENTARY DISTRICTS WITH UNDER 500 ENROLLMENT

CTY-DIST	NAME OF DISTRICT	HOSPITAL-IZATION		LIFE	DISA-BILITY		PRE-SCRIPTION		DENTAL		VISION		TOTAL FOR ITEMS 1-6		CAFETERIA PLAN		OTHER COST		
		TEA-CHER ILY	FAM-ILY		TEA-CHER ILY	FAM-ILY	TEA-CHER ILY	FAM-ILY	TEA-CHER ILY	FAM-ILY	TEA-CHER ILY	FAM-ILY	TEA-CHER ILY	FAM-ILY	TEA-CHER ILY	FAM-ILY	TEA-CHER ILY	FAM-ILY	TEA-CHER ILY
006-0170	OHIO COMM CONS SCHOOL DIST 17	1757	3221	83									1840	3221					
		100%	6%	100%									***	***					
006-0840	MALDEN COMM CONS SCH DIST 84	2027	5127										2027	5127					
		71%	28%										***	***					
006-0920	CHERRY SCHOOL DIST 92			30									30	1902					
				100%									100%	100%					
006-0940	LADD COMM CONS SCHOOL DIST 94	2091	3459										2289	3763					
		100%	23%										***	***					
006-0980	DALZELL SCHOOL DISTRICT 98																		
006-1750	LEPERTOWN C C SCH DIST 175																		
010-1300	THOMASBORO C C SCHOOL DIST 130	1932	4872										1932	4872					
		83%	33%										***	***					
010-1420	LUDLOW C C SCHOOL DIST 142																		
010-1880	GIFFORD C C SCHOOL DIST 188																		
010-1920	PRAIRIEVIEW COMM CONS DIST 192																		
010-2120	OGDEN COMM CONS SCH DIST 212																		
014-0210	AVISTON SCHOOL DISTRICT 21																		
014-0460	WILLOW GROVE SCHOOL DISTRICT 46																		
014-0570	BARTELSON SCHOOL DISTRICT 57																		
014-0600	GERMANTOWN SCHOOL DISTRICT 60																		
014-0620	DAMIANSVILLE SCHOOL DISTRICT 62	200											200						
		**											***						
014-0630	ALBERS SCHOOL DISTRICT 63																		
014-1415	ST ROSE SCHOOL DISTRICT 14-15	2400											2400						
		100%																	
014-1860	NORTH WAMAC SCHOOL DISTRICT 186	2364	2760	36									97	233	2497	2993			
		100%	**	100%									**	**	***	***			
016-0730	EAST PRAIRIE SCHOOL DIST 73	2405	4239	156									284	509	2845	4748			
		100%	94%	100%									75%	25%	***	***			

+ FIRST LINE IS THE COST OF THE POLICY, THE SECOND LINE IS THE PERCENT THAT IS BOARD PAID.

* COVERAGE IS PROVIDED AS PART OF ANOTHER LISTED POLICY.

** GROUP COVERAGE IS PROVIDED THROUGH THE DISTRICT, BUT THE DISTRICT DOES NOT PAY ANY OF THE POLICY PREMIUMS.

*** DISTRICT DOES NOT PAY 100% ON ALL PREMIUMS. THE DISTRICT'S PERCENT OF THE PREMIUM IS LISTED UNDER THE COST FOR EACH POLICY.

CTY-DIST	NAME OF OISTRIC	HOSPITAL-IZATION		LIFE		DISA-BILITY		PRE-SCRIPTION		DENTAL		VISION		TOTAL FOR ITEMS 1-6		CAFETERIA PLAN		OTHER COST		
		TEA-CHER	FAM-ILY	TEA-CHER	FAM-ILY	TEA-CHER	FAM-ILY	TEA-CHER	FAM-ILY	TEA-CHER	FAM-ILY	TEA-CHER	FAM-ILY	TEA-CHER	FAM-ILY	TEA-CHER	FAM-ILY	TEA-CHER	FAM-ILY	
016-0780	ROSEMONT ELEM SCHOOL DIST 78	1364	1309	249	20					231	399			1844	1728					
		100%	69%	100%	100%					100%	**			3327	4504					
016-0790	PENNOYER SCHOOL OIST 79	3327	4504	*				*		*				3800	9000					
		100%	**	100%				100%		100%				3800	9000					
016-0920	LINOOP SCHOOL DISTRICT 92	3455	9000	114						231				3213	7389					
		100%	39%	100%						100%				***	***					
016-0930	HILLSIDE SCHOOL OIST 93	2388	6472	240				167	453	394	464	*	*	***	***					
		100%	96%	100%				100%	96%	3%	**	100%	100%	***	***					
016-0940	KOMAREK SCHOOL DIST 94	3512		*				*		291				3803						
		100%		100%				100%		100%										

016-1080	WILLOW SPRINGS SCHOOL OIST 108	2376	6516	129						330	855			2835	7371					
		100%	66%	100%						60%	40%			***	***					
016-1100	CENTRAL STICKNEY SCH OIST 110	3172	4564	72				*		389	417	192	221	3825	5202					
		100%	100%	95%	100%			100%		100%	95%	100%	95%	***	***					
016-1540	THORNTON SCHOOL OISTRIC 154	1632	4520	132						273	843			2037	5363					
		100%	75%	100%						100%	75%			***	***					
016-1545	BURNHAM SCHOOL OISTRIC 154-5																			

016-1720	SANORITGE SCHOOL DISTRICT 172	1802	2607	32				6						1840	2607					
		99%	**	100%				100%						***	***					

022-0340	WINFIELD SCHOOL DISTRICT 34	2568	6242	*				*		*				2568	6242					
		89%	66%	89%	66%			89%	66%	89%	66%			***	***					
022-0530	BUTLER SCHOOL DISTRICT 53	3719	8598					*		*				4000	9511					
		100%	92%					100%	92%	100%	**			***	***					
022-0690	PUFFER HEFTY SCHOOL OIST 69	2747	4452	49				*		*				3107	4452					
		90%	65%	100%				90%	65%					***	***					
028-0620	THOMPSONVILLE SCHOOL OISTRIC 62	200	400					311		*				200	400					
		**	**					100%						***	***					
028-0910	AKIN COMM CONS SCHOOL OIST 91	2450								360				2810						
		50%								**				***	***					

028-1100	LOGAN COMM CONS SCH OIST 110	2400	4956											2400	4956					
		100%	100%											***	***					
028-1150	EWING NORTHERN C C OISTRIC 115																			
032-002C	MAZON-VERONA-KINSMAN ESO 2C	2034	4650	52																
		**	**	70%	100%															
032-024C	NETTLE CREEK C C SCH DIST 24C																			
032-072C	GARONER COMM CONS SCH OIST 72C	2052		25										2077						
		**	**	**										***	***					

032-0740	SOUTH WILMINGTON CONS SCH OIST 7																			

+ FIRST LINE IS THE COST OF THE POLICY, THE SECOND LINE IS THE PERCENT THAT IS BOARD PAID.
 * COVERAGE IS PROVIDED AS PART OF ANOTHER LISTED POLICY.
 ** GROUP COVERAGE IS PROVIDED THROUGH THE DISTRICT, BUT THE OISTRIC DOES NOT PAY ANY OF THE POLICY PREMIUMS.
 *** OISTRIC DOES NOT PAY 100% ON ALL PREMIUMS. THE OISTRIC'S PERCENT OF THE PREMIUM IS LISTED UNDER THE COST FOR EACH POLICY.

82 ELEMENTARY DISTRICTS WITH UNDER 500 ENROLLMENT

CTY-DIST	NAME OF DISTRICT	HOSPITAL-IZATION		LIFE		DISABILITY		PRESCRIPTION		DENTAL		VISION		TOTAL FOR ITEMS 1-6		CAFETERIA PLAN		OTHER COST	
		TEA-CHER	FAM-ILY	TEA-CHER	FAM-ILY	TEA-CHER	FAM-ILY	TEA-CHER	FAM-ILY	TEA-CHER	FAM-ILY	TEA-CHER	FAM-ILY	TEA-CHER	FAM-ILY	TEA-CHER	FAM-ILY	TEA-CHER	FAM-ILY
032-0750	BRACEVILLE SCHOOL DIST 75																		
038-2750	CRESCENT CITY C C SCHOOL DIST 27	1608	3437	60		129		171	357	1968	3794								
		100%	**	100%		100%		100%	**		**								
038-2800	MILFORD COMM CONS SCH DIST 280	1836	3081							1836	3081								
		12%	**							**	**								
039-0860	DESOTO CONS SCHOOL DISTRICT 86	2336	3881	66		127	265	158	182	2687	4328								
		88%	**	100%		100%	**	100%	**	**	**								
039-1300	GIANT CITY C C SCHOOL DIST 130											252							
												100%							
041-0020	ROME COMM CONS SCHOOL DIST 2																		
041-0030	FIELD COMM CONS SCHOOL DIST 3	2400	4800							2400	4800								
		31%	15%							**	**								
041-0040	WOODLAWN COMM CONS SCH DIST 4																		
041-0050	OPDYKE-BELLE-RIVE CC SCH DIST 5																		
041-0060	GRAND PRAIRIE C C SCH DIST 6																		
041-0070	ODDS COMM CONS SCHOOL DIST 7																		
041-0080	INA COMM CONS SCHOOL DIST 8	2364	2760	36		*		*		97	136	2497	2896						
		81%	**	**		81%		81%		**	**	**	**						
041-0120	MCCLELLAN C C SCHOOL DIST 12	840	1200	36	3	70	100	70	100	1016	1403								
		36%	23%	100%	100%	36%	23%	36%	23%	**	**	**	**						
041-0790	SUMMERSVILLE SCHOOL DIST 79																		
041-0820	BETHEL SCHOOL DISTRICT 82																		
041-0990	FARRINGTON C C SCHOOL DIST 99	1500								1500									
		**								**									
041-1140	BLUFORD C C SCHOOL DIST 114	2396								2396									
		100%								**									
044-0320	NEW SIMPSON HILL CONS DIST 32	1864		74		170		147		2255									
		100%		100%		100%		100%		**									
044-0430	BUNCOMBE CONS SCHOOL DIST 43	1859				*		*		1859									
		100%				100%		100%		**									
044-0550	VIENNA SCHOOL DIST 55																		
044-0640	CYPRESS SCHOOL DIST 64																		

* FIRST LINE IS THE COST OF THE POLICY, THE SECOND LINE IS THE PERCENT THAT IS BOARD PAID.

** COVERAGE IS PROVIDED AS PART OF ANOTHER LISTED POLICY.

*** GROUP COVERAGE IS PROVIDED THROUGH THE DISTRICT, BUT THE DISTRICT DOES NOT PAY ANY OF THE POLICY PREMIUMS.

*** DISTRICT DOES NOT PAY 100% ON ALL PREMIUMS. THE DISTRICT'S PERCENT OF THE PREMIUM IS LISTED UNDER THE COST FOR EACH POLICY.

CTY-DIST	NAME OF DISTRICT	HOSPITAL-IZATION		LIFE		DISABILITY		PRESCRIPTION		DENTAL		VISION		TOTAL FOR ITEMS 1-6		CAFETERIA PLAN		OTHER COST	
		TEA-CHER ILY	FAM-CHER ILY	TEA-CHER ILY	FAM-CHER ILY	TEA-CHER ILY	FAM-CHER ILY	TEA-CHER ILY	FAM-CHER ILY	TEA-CHER ILY	FAM-CHER ILY	TEA-CHER ILY	FAM-CHER ILY	TEA-CHER ILY	FAM-CHER ILY	TEA-CHER ILY	FAM-CHER ILY	TEA-CHER ILY	FAM-CHER ILY
046-2560	ST ANNE C C SCHOOL DIST 256	2508	7476	33	15									2541	7491				
		100%	3%	100%	100%										***				
046-2580	ST GEORGE C C SCHOOL DIST 258	2160	3600	60				*		200	184			2420	3784				
		100%	**	100%				100%		100%	**				***				
047-0660	NEWARK COMM CONS SCH DIST 66	2132		27				*						2159					
		100%		**				100%						***					
047-0900	LISBON COMM CONS SCH DIST 90																		
049-0330	EMMONS SCHOOL DISTRICT 33																		

049-0360	GRASS LAKE SCHOOL DIST 36	4287	6283	15										4302	6283				
		100%	**	100%											***				
049-0720	RONDOUT SCHOOL DIST 72	3376	4372	31				*		229	488			3636	4860				
		100%	80%	100%				100%	80%	100%	**				***				
049-1060	BANNOCKBURN SCHOOL DIST 106	2400	590							240	696	102		2742	1286				
		100%	30%							100%	30%	100%			***				1440
050-0560	OTTER CREEK-HYATT SCHOOL DIST 56																		100%
050-0650	ALLEN TWP C C SCHOOL DIST 65																		

050-0790	TONICA COMM CONS SCH DIST 79	2522	3669	28										2550	3669				
		100%	**	100%											***				
050-0820	DEER PARK C C SCHOOL DIST 82	1833		*				*						1833					
		100%		100%				100%											
050-0950	GRAND RIDGE C C SCHOOL DIST 95	1776	2369					*						1776	2369	500			
		100%	**					100%							***	100%			
050-1250	OGLESBY ELEM SCH DIST 125	2945	4628	204				*		172	358			3321	4986				
		94%	**	100%				94%		100%	**			***	***				
050-1350	UTICA ELEM SCHOOL DIST 135	2997	4701	30						215	333			3242	5034				
		100%	**	100%						100%	**				***				

050-1750	DIMMICK C C SCHOOL DIST 175																		1990
																			5134
																			100%
050-1850	WALTHAM C C SCHOOL DIST 185	2529	3391	120										2649	3391				
		93%	**	100%										***	***				
050-1950	WALLACE C C SCHOOL DIST 195	2170	3329	60										2230	3329				
		100%	**	100%											***				
050-2100	MILLER TWP CC SCH DIST 210			50										50					1800
				100%															2700
																			100%
050-2300	RUTLAND C C SCHOOL DIST 230																		

050-2350	OPHIR COMM CONS SCH DIST 235																		2200
																			100%

+ FIRST LINE IS THE COST OF THE POLICY, THE SECOND LINE IS THE PERCENT THAT IS BOARD PAID.
 * COVERAGE IS PROVIDED AS PART OF ANOTHER LISTED POLICY.
 ** GROUP COVERAGE IS PROVIDED THROUGH THE DISTRICT, BUT THE DISTRICT DOES NOT PAY ANY OF THE POLICY PREMIUMS.
 *** DISTRICT DOES NOT PAY 100% ON ALL PREMIUMS. THE DISTRICT'S PERCENT OF THE PREMIUM IS LISTED UNDER THE COST FOR EACH POLICY.

ELEMENTARY DISTRICTS WITH UNDER 500 ENROLLMENT



CTY-DIST	NAME OF DISTRICT	HOSPITALIZATION		LIFE		DISABILITY		PRESCRIPTION		DENTAL		VISION		TOTAL FOR ITEMS 1-6		CAFETERIA PLAN		OTHER COST	
		TEA-CHER ILY	FAM-ILY	TEA-CHER ILY	FAM-ILY	TEA-CHER ILY	FAM-ILY	TEA-CHER ILY	FAM-ILY	TEA-CHER ILY	FAM-ILY	TEA-CHER ILY	FAM-ILY	TEA-CHER ILY	FAM-ILY	TEA-CHER ILY	FAM-ILY	TEA-CHER ILY	FAM-ILY
052-0080	NELSON PUBLIC SCHOOL DIST 8	2580	7536	27	27	6	6	210	396	36	100	2859	8065	***	***				
052-2200	STEWART ELEM SCHOOL OIST 220	52%	18%	52%	18%	52%	18%	52%	18%	52%	18%	***	***						
053-4250	ROOKS CREEK C C SCH OIST 425																		
053-4260	CORNELL C C SCH OIST 426																		
053-4350	OELL COMM CONS SCHOOL DIST 435	2017	4807									2017	4807	***	***				
053-4380	SAUNEMIN C CONSOL SCH OIST 438	3078		34								3112							
054-0610	CHESTER-EAST LINCOLN CCS OIST 61	100%		100%								41				2040	100%		
054-0880	NEW HOLLAND-MIDDLETOWN E OIST 88	3505	7007					*				3505	7007	***	***				
054-0920	WEST LINCOLN-BROADWELL E S O #92	1710		8		8		84				1810							
058-0010	RACCOON CONS SCHOOL OIST 1	100%		100%		100%		100%								2292	100%		
058-0020	KELL CONSOLIOATEO SCHOOL OIST 2																		
058-0070	IUKA COMM CONS SCHOOL OIST 7	2364	5124	36	36			*				97	234	2497	5394	***	***		
058-0100	SELMVILLE C C SCH OIST 10	100%	**	100%	**			100%				**	**	***	***	2400	2760	100%	
058-1220	OIN SCHOOL OIST 122	2304	6024	30				*				2334	6024	***	***				
058-1330	CENTRAL CITY SCHOOL OIST 133	91%	**	100%	*			91%				2400	2400	***	***				
063-0180	RILEY C C SCHOOL OIST 18	2400	2400	*				*				2400	2400	***	***				
063-0360	HARRISON SCHOOL OISTRICT 36	100%	**	100%	**			100%											
071-1440	KINGS CONSOLIOATEO SCH DIST 144	1875		33								1908		***	***				
071-1610	CRESTON COMM CONS SCHOOL OIST 16	75%		100%				100%											
071-2690	ESW000 C C OISTRIC 269	1792	4825	89				*				1881	4825	***	***				
072-0620	PLEASANT VALLEY SCH OIST 62	100%	100%	100%	*			100%		*		2423	6404	***	***				
		80%	**	100%	**			80%				1908		***	***				
		1440	2508	34				*		*		1702	2880	***	***				
		100%	32%	100%	**			100%	32%	100%	**								

* FIRST LINE IS THE COST OF THE POLICY, THE SECOND LINE IS THE PERCENT THAT IS BOARO PAIO.
 * COVERAGE IS PROVIOEO AS PART OF ANOTHER LISTEO POLICY.
 ** GROUP COVERAGE IS PROVIDED THROUGH THE OISTRIC, BUT THE OISTRIC DOES NOT PAY ANY OF THE POLICY PREMIUMS.
 *** OISTRIC DOES NOT PAY 100% ON ALL PREMIUMS. THE OISTRIC'S PERCENT OF THE PREMIUM IS LISTEO UNDER THE COST FOR EACH POLICY.

CTY-DIST	NAME OF OISTRIC	HOSPITAL-IZATION		LIFE		OISA-BILITY		PRE-SCRIPTION		DENTAL		VISION		TOTAL FOR ITEMS 1-6		CAFETERIA PLAN		OTHER COST	
		TEA-CHER ILY	FAM-ILY	TEA-CHER ILY	FAM-ILY	TEA-CHER ILY	FAM-ILY	TEA-CHER ILY	FAM-ILY	TEA-CHER ILY	FAM-ILY	TEA-CHER ILY	FAM-ILY	TEA-CHER ILY	FAM-ILY	TEA-CHER ILY	FAM-ILY	TEA-CHER ILY	FAM-ILY
072-0630	NORW000 ELEM SCHOOL OIST 63	1944	2600	5				*	*					1949	2600				
		90%	61%	100%				90%	61%					***	***				
072-0660	BARTONVILLE SCHOOL OIST 66	2677	3811	13										2690	3811				
		79%	9%	**										***	***				
072-0680	OAK GROVE SCHOOL OIST 68	1710	3360	96										1806	3360				
		80%	18%	100%										***	***				
072-0690	PLEASANT HILL SCHOOL DIST 69															1300			
																100%			
072-0700	MONROE SCHOOL OIST 70	2203	3792	33						187	296			2423	4088				
		90%	80%	100%						90%	80%			***	***				
072-3160	LIMESTONE WALTERS C S OIST 316	2328	5448	32										2360	5448				
		100%	100%	100%										2120	3076				
072-3280	HOLLIS CONS SCHOOL OIST 328	1824	2712	54						242	364			2120	3076				
		100%	80%	100%						100%	80%			***	***				
073-0050	TAMAROA SCHOOL OIST 5															1200			
																100%			
073-2040	COMMUNITY CONS SCH OIST 204	2364	5124	36				*	*			51	127	2451	5251				
		88%	**	**				88%	**			**	**	***	***				
079-1340	PRAIRIE OU ROCHER C S O 134	2496	3774	30						261	376			2787	4150				
		96%	**	100%						100%	**			***	***				
081-0290	HAMPTON SCHOOL OISTRIC 29	2030	5901	77	77			*	*	240	629	126	273	2473	6880				
		100%	50%	100%	50%			100%	50%	100%	50%	100%	50%	***	***				
081-0360	CARBON CLIFF-BARSTOW SCH OIST 36	1872	5592	52				*	*					1924	5592				
		99%	33%	100%				99%	33%					***	***				
082-0300	ST LIBORY CONS SCH OIST 30	2302		*				*	*			*	*	2302					
		100%		100%				100%	100%			100%	100%	***	***				
082-0850	SHILOH VILLAGE SCHOOL OIST 85	2364	3804	36				*	*			*	*	2400	3804				
		54%	**	100%				54%	54%			54%	54%	***	***				
082-1040	CENTRAL SCHOOL OIST 104															2400	2724	97	136
																100%			
082-1160	HIGH MOUNT SCHOOL OIST 116	2364	2760	36				*	*			51	76	2451	2836				
		100%	**	100%				100%	100%			100%	100%	***	***				
082-1300	SMITHTON C C SCHOOL OIST 130	2481		*				*	*					2481					
		100%		100%				100%	100%										
082-1810	SIGNAL HILL SCH DIST 181	2364	2760	36								97	136	2497	2896				
		100%	**	100%								**	**	***	***				
087-0100	TOWER HILL C C SCHOOL OISTRIC 1	2518	4288	115										2633	4288				
		76%	**	100%										***	***				
087-0110	COWDEN-HERRICK ELEM C OIST 11	1618	3306	65						235	360			1918	3666				
		100%	**	100%				**	**					***	***				
090-0850	ROBEIN SCHOOL OISTRIC 85	2328	3120	54				*	*	158	246			2540	3366				
		95%	80%	95%				95%	80%	95%	80%			***	***				

+ FIRST LINE IS THE COST OF THE POLICY, THE SECONO LINE IS THE PERCENT THAT IS BOARD PAID.
 * COVERAGE IS PROVIDED AS PART OF ANOTHER LISTED POLICY.
 ** GROUP COVERAGE IS PROVIDED THROUGH THE OISTRIC, BUT THE OISTRIC DOES NOT PAY ANY OF THE POLICY PREMIUMS.
 *** OISTRIC DOES NOT PAY 100% ON ALL PREMIUMS. THE OISTRIC'S PERCENT OF THE PREMIUM IS LISTED UNDER THE COST FOR EACH POLICY.

ELEMENTARY DISTRICTS WITH UNDER 500 ENROLLMENT

CTY-DIST	NAME OF DISTRICT	HOSPITALIZATION		LIFE		DISABILITY		PRESCRIPTION		DENTAL		VISION		TOTAL FOR ITEMS 1-6		CAFETERIA PLAN		OTHER COST		
		TEA-CHER ILY	FAM-ILY	TEA-CHER ILY	FAM-ILY	TEA-CHER ILY	FAM-ILY	TEA-CHER ILY	FAM-ILY	TEA-CHER ILY	FAM-ILY	TEA-CHER ILY	FAM-ILY	TEA-CHER ILY	FAM-ILY	TEA-CHER ILY	FAM-ILY	TEA-CHER ILY	FAM-ILY	TEA-CHER ILY
090-0980	RANKIN COMMUNITY SCHDOL DIST 98																			
090-1370	SOUTH PEKIN SCHODL DIST 137	3012	5736	67																
		100%	100%	100%																
090-6060	SPRING LAKE C C SCH DIST 606	2568		225																
		100%		100%																
091-0160	LICK CREEK C C SCH DISTRICT 16																			
091-0430	JONESBORD C C SCHDOL DIST 43	2364	5124	36	36															
		50%	50%	50%	50%															
092-0610	ARMSTRONG-ELLIS CONS SCH DIST 61																			
095-0010	OAKDALE C C SCHOOL DISTRICT 1	2256	2664																	
		29%	**																	
095-0110	IRVINGTON C C SCH DISTRICT 11	2364		36																
		**		**																
095-0150	ASHLEY C C SCH DISTRICT 15																			
095-0290	HOYLETON CONS SCH DISTRICT 29	1400																		
		100%																		
096-0060	NEW HOPE C C SCHOOL DIST 6																			
096-0140	GEFF C C SCHOOL DISTRICT 14																			
096-0170	JASPER COMM CONS SCHDOL DIST 17																			
096-0190	MERRIAM COMM CONS SCHDDL DIST 19																			
098-0120	EAST COLOMA SCHDOL DIST 12	1827	3180																	
		100%	60%																	
098-0140	RIVERDALE SCHOOL DIST 14	1872	5628																	
		49%	38%																	
098-1450	MONTMORENCY C C SCH DIST 145	1800	2818	75																
		100%	85%	100%																
099-070C	LARAWAY C C SCHDDL DIST 70C	1870	3425	27																
		100%	60%	100%																
099-0810	UNION SCHOOL DIST 81																			
099-0840	ROCKDALE SCHODL DISTRICT 84	2858	4289	126	17															
		80%	80%	100%	100%															
099-088A	RICHLAND SCHOOL DIST 88A	2158	3947	55																
		100%	**	100%																

+ FIRST LINE IS THE COST OF THE POLICY, THE SECOND LINE IS THE PERCENT THAT IS BOARD PAID.

* COVERAGE IS PROVIDED AS PART OF ANOTHER LISTED POLICY.

** GROUP COVERAGE IS PROVIDED THROUGH THE DISTRICT, BUT THE DISTRICT DOES NOT PAY ANY OF THE POLICY PREMIUMS.

*** DISTRICT DOES NOT PAY 100% ON ALL PREMIUMS. THE DISTRICT'S PERCENT OF THE PREMIUM IS LISTED UNDER THE COST FOR EACH POLICY.

CTY-DIST	NAME OF OISTRIC	HOSPITAL-IZATION		LIFE		OISA-BILITY		PRE-SCRIPTION		DENTAL		VISION		TOTAL FOR ITEMS 1-6		CAFETERIA PLAN		OTHER COST	
		TEA-CHER ILY	FAM-CHER ILY	TEA-CHER ILY	FAM-CHER ILY	TEA-CHER ILY	FAM-CHER ILY	TEA-CHER ILY	FAM-CHER ILY	TEA-CHER ILY	FAM-CHER ILY	TEA-CHER ILY	FAM-CHER ILY	TEA-CHER ILY	FAM-CHER ILY	TEA-CHER ILY	FAM-CHER ILY	TEA-CHER ILY	FAM-CHER ILY
099-0880	CHANEY-MONGE SCH OISTRIC 88	1870	3425	*				*		218	442	90	103	2178	3970				
		100%	**	100%				100%		100%	**	100%	**		***				
099-0890	FAIRMONT SCHOOL OISTRIC 89																		
099-0900	TAFT SCHOOL OISTRIC 90	2796	4776	*				*		*				2796	4776				
		100%	10%	100%				100%		100%				2796	4776				
099-2030	ELWOOD C C SCH OIST 203	1851		55						218		55		2179					
		100%		100%						100%		100%		2179					
101-1330	PRAIRIE HILL C C SCH OIST 133	2178	3102	61	70	9		61	129	176	480			2485	3781				
		100%	**	100%	**	100%		100%	**	100%	**			2485	3781				
101-1340	SHIRLANO C C SCHOOL OIST 134	2947	3122	39						213				3199	3122				
		100%	40%	100%						100%				3199	3122				
102-0020	RIVERVIEW C C SCHOOL OISTRIC 2	1332	2148	75				*		240	360			1647	2508				
		100%	95%	100%				100%		100%	100%			1647	2508				
ELEMENTARY OISTRICTS WITH 500 - 999 ENROLLMENT																			
006-0990	SPRING VALLEY C C SCH OIST 99	2358	7429	84	99			*		*				2442	7528				
		100%	77%	100%	100%			100%		100%	77%			2442	7528				
010-1690	ST JOSEPH C C SCHOOL OIST 169	2160	2160	252						*		*		2412	2160				
		100%	22%	100%						100%	100%	100%	100%	2412	2160				
014-0120	BREESE SCHOOL OISTRIC 12	2364	2760	12						*		*		2376	2760				
		100%	**	100%						100%		100%	100%	2376	2760				
016-0290	SUNSET RIOGE SCHOOL OIST 29	2702	4049	102						132	199			2936	4248				
		100%	65%	100%						**	**			2936	4248				
016-0310	WEST NORTHFIELD SCHOOL OIST 31	2836	3982	87				*		135	175			3058	4157				
		92%	**	100%				92%		**	**			3058	4157				
016-0370	AVOCA SCHOOL OIST 37	2702	4048	72	14			*		308	457	*		3082	4519				
		100%	**	100%	**			100%		100%	**	100%	**	3082	4519				
016-0380	KENILWORTH SCHOOL OIST 38																		3198 4048
016-0670	GOLF ELEM SCHOOL DIST 67	4027	8739	204	204					188	616			4419	9559				
		100%	48%	100%	100%					100%	44%			4419	9559				
016-0700	MORTON GROVE SCHOOL DIST 70	4004	10132	213						213	682			4430	10814				
		90%	80%	100%						90%	80%			4430	10814				
016-0710	NILES ELEM SCHOOL OIST 71	4035	4917	216				*		212	484			4463	5401				
		80%	80%	100%				80%		80%	80%	80%	80%	4463	5401				
016-0720	SKOKIE FAIRVIEW SCHOOL OIST 72																		
016-0800	NORRIDGE SCHOOL OIST 80																		
016-0845	RHOODES SCHOOL OIST 84-5	2589	6239					*		321	870			2910	7109				
		100%	65%					100%		100%	65%	100%	**	2910	7109				

+ FIRST LINE IS THE COST OF THE POLICY. THE SECOND LINE IS THE PERCENT THAT IS BOARD PAID.

* COVERAGE IS PROVIDED AS PART OF ANOTHER LISTED POLICY.

** GROUP COVERAGE IS PROVIDED THROUGH THE OISTRIC, BUT THE OISTRIC DOES NOT PAY ANY OF THE POLICY PREMIUMS.

*** OISTRIC DOES NOT PAY 100% ON ALL PREMIUMS. THE DISTRICT'S PERCENT OF THE PREMIUM IS LISTED UNDER THE COST FOR EACH POLICY.

ELEMENTARY DISTRICTS WITH 500 - 999 ENROLLMENT

CTY-DIST	NAME OF DISTRICT	HOSPITAL-IZATION		LIFE		DISABILITY		PRESCRIPTION		DENTAL		VISION		TOTAL FOR ITEMS 1-6		CAFETERIA PLAN		OTHER COST			
		TEA-CHER	FAM-ILY	TEA-CHER	FAM-ILY	TEA-CHER	FAM-ILY	TEA-CHER	FAM-ILY	TEA-CHER	FAM-ILY	TEA-CHER	FAM-ILY	TEA-CHER	FAM-ILY	TEA-CHER	FAM-ILY	TEA-CHER	FAM-ILY	TEA-CHER	FAM-ILY
016-0855	RIVER GROVE SCHOOL DIST 85-5	2724	3000	33																	
		96%	**	100%					*		300	360			3057	3360					
016-0860	UNION RIDGE SCHOOL DIST 86	2363	3830	68					96%		100%	**			2733	4286					
		100%	**	100%							100%	**			2495	4176					
016-0950	BROOKFIELD SCHOOL DIST 95	2173	3784	20							100%	**			2476	6516					
		100%	**	100%					*		100%	**			2464	6516					
016-1060	LAGRANGE HIGHLANDS SCH DIST 106	2376	6516	88					100%	65%					2196	5448					
		93%	63%	100%					*		100%	100%			2564	7526					
016-1070	PLEASANTDALE SCHOOL DIST 107	1920	4800						100%	33%					2632	3169					
		100%	100%						100%	80%					2035	2676					
016-1250	ATWOOD HEIGHTS DISTRICT 125	2400	7195	33					*		131	331			3300	5188					
		100%	33%	100%					95%	55%					2690	4351					
016-1280	PALOS HEIGHTS SCHOOL DIST 128	2347	2953	84					*		201	216			3683	6986					
		75%	70%	80%					87%	87%	80%	75%			2724	120					
016-1560	LINCOLN ELEM SCHOOL DIST 156	1776	2376	55					*		204	300			2732	6238					
		100%	53%	100%					100%	33%	100%	**			3300	5188					
016-1570	HOOVER-SCHRUM MEMORIAL SD 157	3243	5188	57					*						2724	120					
		95%	55%	100%					95%	55%					2724	120					
016-1690	FORD HEIGHTS SCHOOL DISTRICT 169	2608	4351	41					*						3300	5188					
		87%	**	100%					87%	87%					2690	4351					
022-0100	ITASCA SCHOOL DIST 10	3647	6986	*					*						3683	6986					
		100%	33%	100%					100%	33%					2724	120					
022-0110	MEDINAH SCHOOL DISTRICT 11	2604		*					100%	33%					3300	5188					
		90%		100%					100%	33%					2724	120					
022-0120	ROSELLE SCHOOL DISTRICT 12	2332	5678	57					*						3300	5188					
		94%	80%	100%					94%	39%					2732	6238					
022-0480	SALT CREEK SCHOOL DIST 48	2892	3504	302					*						3300	5188					
		100%	56%	100%					100%	56%					2724	120					
022-0620	GOWER SCHOOL DIST 62	2623	3317	21					100%	50%					3300	5188					
		100%	56%	100%					100%	50%					2724	120					
022-0630	CASS SCHOOL DIST 63	350	4334	*					*						3300	5188					
		90%	50%	100%					100%	50%					2724	120					
022-1800	COMMUNITY CONS SCH DIST 180	1872	2778	22					*						3300	5188					
		100%	**	100%					100%	50%					2724	120					
028-0340	CHRISTOPHER SCHOOL DIST 34	1781	2475	58					100%	50%					3300	5188					
		100%	**	100%					100%	50%					2724	120					
032-060C	SARATOGA COMM CONS S DIST 60C														3300	5188					
															2880	8126					
															100%	37%					

+ FIRST LINE IS THE COST OF THE POLICY, THE SECOND LINE IS THE PERCENT THAT IS BOARD PAID.
 * COVERAGE IS PROVIDED AS PART OF ANOTHER LISTED POLICY.
 ** GROUP COVERAGE IS PROVIDED THROUGH THE DISTRICT, BUT THE DISTRICT DOES NOT PAY ANY OF THE POLICY PREMIUMS.
 *** DISTRICT DOES NOT PAY 100% ON ALL PREMIUMS. THE DISTRICT'S PERCENT OF THE PREMIUM IS LISTED UNDER THE COST FOR EACH POLICY.

CTY-DIST	NAME OF DISTRICT	HOSPITAL-IZATION		LIFE		DISA-BILITY		PRE-SCRIPTION		DENTAL		VISION		TOTAL FOR ITEMS 1-6		CAFETERIA PLAN		OTHER COST	
		TEA-CHER	FAM-ILY	TEA-CHER	FAM-ILY	TEA-CHER	FAM-ILY	TEA-CHER	FAM-ILY	TEA-CHER	FAM-ILY	TEA-CHER	FAM-ILY	TEA-CHER	FAM-ILY	TEA-CHER	FAM-ILY	TEA-CHER	FAM-ILY
037-1900	COLONA SCHOOL DISTRICT 190	1706	2872	84	*	132	120	1922	2992										
		100%	90%	100%	100%	100%	90%												
039-1400	UNITY POINT C C SCHOOL DIST 140	2054	3876	*				2054	3876										
		88%	**	100%				***	***										
046-2590	PEMBROKE C C SCHOOL DISTRICT 259	2581		96		*	164	2841											
		100%		100%		100%	100%												
049-0010	WINTHROP HARBOR SCHOOL DIST 1	2415	5315	115			539	2766	5854										
		100%	**	100%			**	***	***										
049-0240	MILLBURN C C SCHOOL DIST 24	2388	4069	138		*	293	2819	4692										
		100%	**	100%		100%	100%	***	***										
049-0380	BIG HOLLOW SCHOOL DIST 38																		
049-0680	OAK GROVE SCHOOL DIST 68																		
049-1140	FOX LAKE GRADE SCHOOL DIST 114	2657	3987	20		*	252	2969	4656	2718									
		100%	**	100%		100%	100%	***	***	100%									
050-1220	LASALLE ELEM SCHOOL DIST 122	2388		43		*	*	2431											
		100%		100%		100%	100%												
050-1240	PERU ELEM SCHOOL DISTRICT 124	1571	1485	75			241	1887	1485										
		100%	45%	100%			100%	***	***										
050-1500	MARSEILLES ELEM SCHOOL DIST 150	1529	2406	104		23	180	1876	2905										
		100%	**	100%		100%	100%	***	***										
050-1700	SENECA COMM CONS SCH DIST 170	2841	5018	*		*	303	3560	6159	1000									
		100%	100%	100%		100%	100%	***	***	100%									
053-2320	DWIGHT COMMON SCHOOL DIST 232	2084	3249	86		*	100%	2170	3249										
		100%	**	100%		100%	100%												
057-0150	WOOD RIVER-HARTFORD ELEM S D 15	2400	2760	*		*	*	2497	2994										
		90%	15%	90%		90%	90%	***	***										
063-0030	FOX RIVER GROVE CONS S D 3	2300	4776	*		*	*	2300	4776										
		100%	**	100%		100%	100%	***	***										
063-0110	SPRING GROVE SCH DIST 11	2592	3896	30		197	499	3318	5212										
		100%	**	100%		**	**	***	***										
063-0130	RICHMOND CONS SCHOOL DIST 13	1981	3252	54		94	725	2129	3252										
		100%	**	100%		100%	100%	***	***										
063-0460	PRAIRIE GROVE C SCH DIST 46	3000	4656	188		*	*	3188	4656										
		100%	17%	100%		100%	17%	***	***										
073-0500	PINCKNEYVILLE SCH DIST 50	2400						2400											
		**						***											
081-0340	SILVIS SCHOOL DISTRICT 34	1560	3739	37		58		1655	3739										
		100%	75%	100%		100%		***	***										
082-0700	FREEBURG C C SCHOOL DIST 70	2364	2760	36		*	*	2497	2896										
		100%	**	100%		100%	100%	***	***										

+ FIRST LINE IS THE COST OF THE POLICY, THE SECOND LINE IS THE PERCENT THAT IS BOARD PAID.
 * COVERAGE IS PROVIDED AS PART OF ANOTHER LISTED POLICY.
 ** GROUP COVERAGE IS PROVIDED THROUGH THE DISTRICT, BUT THE DISTRICT DOES NOT PAY ANY OF THE POLICY PREMIUMS.
 *** DISTRICT DOES NOT PAY 100% ON ALL PREMIUMS. THE DISTRICT'S PERCENT OF THE PREMIUM IS LISTED UNDER THE COST FOR EACH POLICY.

ELEMENTARY DISTRICTS WITH 500 - 999 ENROLLMENT

CTY-DIST	NAME OF DISTRICT	HOSPITAL-IZATION		LIFE		DISABILITY		PRESCRIPTION		DENTAL		VISION		TOTAL FOR ITEMS 1-6		CAFETERIA PLAN		OTHER COST	
		TEA-CHER ILY	FAM-CHER ILY	TEA-CHER ILY	FAM-CHER ILY	TEA-CHER ILY	FAM-CHER ILY	TEA-CHER ILY	FAM-CHER ILY	TEA-CHER ILY	FAM-CHER ILY	TEA-CHER ILY	FAM-CHER ILY	TEA-CHER ILY	FAM-CHER ILY	TEA-CHER ILY	FAM-CHER ILY	TEA-CHER ILY	FAM-CHER ILY
082-1050	PONTIAC-W HOLLIDAY SCH DIST 105																		
082-1100	GRANT COMM CONS SCH DIST 110	2364 100%	2760 **	36 100%				*	100%	*	100%	97 **	136 **	2497 ***	2896 ***				
082-1130	WOLF BRANCH SCH DIST 113	2400 100%	2769 **	* 100%				*	65%	*	100%			2400 ***	2769 ***				
082-1150	WHITESIDE SCHOOL DIST 115	2364 95%	2760 43%	36 100%				*	95%	*	95%	97 **	136 **	2497 ***	2896 ***				
082-1190	BELLE VALLEY SCHOOL DIST 119	2364 100%	5124 90%	36 100%				*	100%	*	100%	97 **		2497 ***	5124 ***				
082-1600	MILLSTADT C C SCH DIST 160	2400 75%	2760 75%	* 75%				*	75%	*	75%	97 **	136 **	2497 ***	2896 ***				
082-1750	HARMONY EMGE SCHOOL DIST 175															2400 100%	2760 90%		
090-0500	DISTRICT 50 SCHOOLS																		
090-0510	CENTRAL SCHOOL DISTRICT 51																		
090-0520	WASHINGTON SCHOOL DIST 52	2558 75%	3415 75%											2558 ***	3415 ***				
090-0760	CREVE COEUR SCHOOL DISTRICT 76	2346 80%	5888 80%	68 100%				*	80%	*	80%			2414 ***	5888 ***				
090-1020	N PEKIN & MARQUETTE HGHT S D 102	2499 80%	4369 60%	93 100%										2592 ***	4369 ***				
091-0370	ANNA C C SCH DIST 37	1928 99%	2750 **					189 100%	445 **					2117 ***	3195 ***				
095-0490	NASHVILLE C C SCH DISTRICT 49															4800 100%	2400 100%	2760 100%	
096-1120	FAIRFIELD PUBLIC SCHOOL DIST 112																		
099-0910	LOCKPORT SCHOOL DIST 91	1870 100%	3425 100%	69 100%				*	100%	*	140	352	90	103	2169	3880			
099-1140	MANHATTAN SCHOOL DIST 114	1705 100%	3122 40%	27 100%				*	100%	*	218	36	*		1950	3158			
102-0010	METAMORA C C SCH DIST 1	2484 97%	5712 60%	15 100%				*	97%	*	60%	12%	100%		2499	5712			
102-0690	GERMANTOWN HILLS SCHOOL DIST 69	2344 100%	6372 38%	75 100%				*	100%	*	127	391	**		2546	6763			

+ FIRST LINE IS THE COST OF THE POLICY, THE SECOND LINE IS THE PERCENT THAT IS BOARD PAID.

* COVERAGE IS PROVIDED AS PART OF ANOTHER LISTED POLICY.

** GROUP COVERAGE IS PROVIDED THROUGH THE DISTRICT, BUT THE DISTRICT DOES NOT PAY ANY OF THE POLICY PREMIUMS.

*** DISTRICT DOES NOT PAY 100% ON ALL PREMIUMS. THE DISTRICT'S PERCENT OF THE PREMIUM IS LISTED UNDER THE COST FOR EACH POLICY.

CTY-DIST	NAME OF DISTRICT	HOSPITAL-IZATION		LIFE		DISABILITY		PRESCRIPTION		DENTAL		VISION		TOTAL FOR ITEMS 1-6		CAFETERIA		OTHER COST		
		TEA-CHER	FAM-ILY	TEA-CHER	FAM-ILY	TEA-CHER	FAM-ILY	TEA-CHER	FAM-ILY	TEA-CHER	FAM-ILY	TEA-CHER	FAM-ILY	TEA-CHER	FAM-ILY	TEA-CHER	FAM-ILY	TEA-CHER	FAM-ILY	TEA-CHER
006-1150	PRINCETON ELEM SCHOOL DIST 115	2103	3248	75											2178	3248				
		91%	**	100%											***	***				
010-1370	RANTOUL CITY SCHOOL DIST 137	2088	3336	63											2403	3636				
		100%	**	100%											***	***				
016-0230	PROSPECT HEIGHTS SCHOOL DIST 23	2835	7628	44											3190	8605				
		100%	50%	100%											***	***				
016-0260	RIVER TRAILS SCHOOL DIST 26	3315	4353	57											3959	4966				116
		100%	14%	100%		244									***	***				100%
016-0270	NORTHBROOK ELEM SCHOOL DIST 27	3094	4135	150											3622	4615				400
		94%	50%	100%		138									***	***				100%
016-0280	NORTHBROOK SCHOOL DIST 28	2744	5989	138											3495	6167				
		100%	60%	100%		287									***	***				
016-0300	NORTHBROOK/GLENVIEW SCH DIST 30			180											358					2769
				100%		178														93%
016-0350	GLENCOE SCHOOL DIST 35			14											17					2777
				100%		3														100%
016-0360	WINNETKA SCHOOL DIST 36			100%																2705
				100%																100%
016-0570	MOUNT PROSPECT SCHOOL DIST 57	3620													3620					
		**													***					
016-0680	SKOKIE SCHOOL DIST 68	4838	6331	359											5926	6828				
		70%	70%	60%		423									***	***				
016-0690	SKOKIE SCHOOL DIST 69	2917	353												3746	532				
		100%		100%		100%									***	***				
016-0735	SKOKIE SCHOOL DIST 73-5	2184		115											2344					
		93%		100%		45									***	***				
016-0740	LINCOLNWOOD SCHOOL DIST 74	2208	2880	105											2813	3357				
		75%	75%	100%		278									***	***				
016-0810	SCHILLER PARK SCHOOL DIST 81	3171	3840	104											3525	3850				
		100%	30%	100%		10									***	***				
016-0830	MANNHEIM SCHOOL DIST 83	2696	4739	*											3013	4739				
		93%	93%	100%											***	***				
016-0840	FRANKLIN PARK SCHOOL DIST 84	2366	4630	24											2697	5304				
		100%	99%	100%											***	***				
016-0870	BERKELEY SCHOOL DIST 87	3713	6912	34											4141	7409				
		100%	**	100%											***	***				
016-0900	RIVER FOREST SCHOOL DIST 90	3037	4773	20											3408	5422				
		100%	36%	100%											***	***				
016-0910	FOREST PARK SCHOOL DIST 91	3076	5280	*											3340	5792				
		100%	**	100%											***	***				
016-0925	WESTCHESTER SCHOOL DIST 92-5	3000	6600	80											3820	6600				
		100%	45%	100%		500									***	***				
				100%		100%														

+ FIRST LINE IS THE COST OF THE POLICY, THE SECOND LINE IS THE PERCENT THAT IS BOARD PAID.
 * COVERAGE IS PROVIDED AS PART OF ANOTHER LISTED POLICY.
 ** GROUP COVERAGE IS PROVIDED THROUGH THE DISTRICT, BUT THE DISTRICT DOES NOT PAY ANY OF THE POLICY PREMIUMS.
 *** DISTRICT DOES NOT PAY 100% ON ALL PREMIUMS. THE DISTRICT'S PERCENT OF THE PREMIUM IS LISTED UNDER THE COST FOR EACH POLICY.



ELEMENTARY DISTRICTS WITH 1000 - 2999 ENROLLMENT

CTY-DIST	NAME OF DISTRICT	HOSPITAL-IZATION		LIFE		OISA-BILITY		PRE-SCRIPTION		DENTAL		VISION		TOTAL FOR ITEMS 1-6		CAFETERIA PLAN		OTHER COST		
		TEA-CHER	FAM-ILY	TEA-CHER	FAM-ILY	TEA-CHER	FAM-ILY	TEA-CHER	FAM-ILY	TEA-CHER	FAM-ILY	TEA-CHER	FAM-ILY	TEA-CHER	FAM-ILY	TEA-CHER	FAM-ILY	TEA-CHER	FAM-ILY	TEA-CHER
016-0960	RIVERSIDE SCHOOL OIST 96	3427	5955	45				*	*	349	922			3821	6877					
016-0980	BERWYN NORTH SCHOOL OIST 98	3000	100%	100%				100%	85%	100%	38%			3000	***					
016-1000	BERWYN SOUTH SCHOOL OISTRICT 100	2453	4164	38				*	*	271	561			2762	4725					
016-1010	WESTERN SPRINGS SCHOOL OIST 101	2376	4416	126		*		*	*	253	424			2755	4840					
016-1020	LA GRANGE SCHOOL OIST 102	213	651	151		46		88%	32%	100%	**			435	651					
016-1030	LYONS SCHOOL OIST 103	2376	6516	138				*	*	330	855			2844	7371					
016-1040	SUMMIT SCHOOL OIST 104	2690	3981	44				90%	90%	171	281			2905	4262					
016-1050	LA GRANGE SCHOOL OIST 105 (SOUTH)	2376	6516	100				*	*	355	981			2831	7497					
016-1090	INDIAN SPRINGS SCHOOL OIST 109	1564	2712	139		288		90%	88%	226	435			2217	3147					
016-113A	LEMONT-BROMBERK CSO 113A	3216	7231	134		100%		100%	*	292	416			3642	7647					
016-1170	NORTH PALOS SCHOOL OIST 117	2982	4088	23				*	*	318	466			3323	4554					
016-1180	PALOS COMM CONS SCHOOL OIST 118	2740	8854	*		*		92%	100%	240	730			2980	9584					
016-1220	RIOGELAND SCHOOL OISTRICT 122	3665	4791	662		100%		92%	100%	17%	18%			4910	5892					
016-1230	OAK LAWN-HOMETOWN SCH OIST 123	3602	8949	54				87%	87%	318	499			3960	9949					
016-1240	EVERGREEN PK ELEM SCH OIST 124	1855	2813	26				90%	100%	304	1000			2148	3207					
016-1260	ALSIP-HAZLGRN-OAKLWN S OIST 126	87%	49%	100%		100%		87%	49%	267	394			2458	4692					
016-1270	WORTH SCHOOL OISTRICT 127	2700	6700	75				*	*	200	650			2975	7350					
016-1275	CHICAGO RIDGE SCHOOL OIST 127-5	2111	3872	55				100%	25	**	**			2535	4519					
016-1320	CALUMET PUBLIC SCHOOLS OIST 132	3240	**	100%				**	**	100%	**			3603	***					
016-1420	FOREST RIOGE SCHOOL OIST 142	2258	4951	48				100%	272	100%	100%			2306	4951					
016-1430	MIOLOTHIAN SCHOOL OIST 143	313	940	**				92%	**	313	940			313	940					

+ FIRST LINE IS THE COST OF THE POLICY, THE SECOND LINE IS THE PERCENT THAT IS BOARO PAIO.
 * COVERAGE IS PROVIDED AS PART OF ANOTHER LISTEO POLICY.
 ** GROUP COVERAGE IS PROVIDED THROUGH THE DISTRICT, BUT THE OISTRIC OES NOT PAY ANY OF THE POLICY PREMIUMS.
 *** DISTRICT OES NOT PAY 100% ON ALL PREMIUMS. THE OISTRIC'S PERCENT OF THE PREMIUM IS LISTED UNDER THE COST FOR EACH POLICY.

CTY-OIST	NAME OF OISTRICT	HOSPITAL-IZATION		LIFE		OISA-BILITY		PRE-SCRIPTION		DENTAL		VISION		TOTAL FOR ITEMS 1-6		CAFETERIA PLAN		OTHER COST	
		TEA-CHER	FAM-ILY	TEA-CHER	FAM-ILY	TEA-CHER	FAM-ILY	TEA-CHER	FAM-ILY	TEA-CHER	FAM-ILY	TEA-CHER	FAM-ILY	TEA-CHER	FAM-ILY	TEA-CHER	FAM-ILY	TEA-CHER	FAM-ILY
016-1435	POSEN-ROBBINS EL SCH DIST 143-5	3292	5149	42															
016-1450	ARBOR PARK SCHOOL OISTRICT 145	100%	**	100%															
016-1460	TINLEY PARK COMM SCH DIST 146	2690	6671	57															
016-1470	W HARVEY-DIXMOOR PUB SCH DIST147	95%	75%	100%															
016-1510	SOUTH HOLLAND SCHOOL DIST 151	3016		139															
		100%		100%															
		2341		27															
		100%		100%															
016-1525	HAZEL CREST SCHOOL OIST 152-5	2626	3708	67															
016-1530	HOMEW000 SCHOOL OISTRICT 153	100%	**	100%															
016-1550	CALUMET CITY SCHOOL OISTRICT 155	3240	5441	648															
016-1580	LANSING SCHOOL OISTRICT 158	100%	8%	100%															
016-1590	ELEM SCHOOL OISTRICT 159	2358	4987	82															
		100%	100%	100%															
		2115	3434	84															
		100%	100%	100%															
		2096	5328	86															
		100%	100%	100%															
016-1600	COUNTRY CLUB HILLS SCH OIST 160	3369	2912	31															
016-1610	FLOSSMOOR SCHOOL OISTRICT 161	100%	26%	100%															
016-1620	MATTESON ELEM SCHOOL OIST 162	2664	3980	169															
016-1630	PARK FOREST SCHOOL OIST 163	100%	46%	100%															
016-1670	BROOKW000 SCHOOL OIST 167	2519	1998	210															
		98%	89%	100%															
		2436	3268	*															
		100%	90%	100%															
		511	506	26															
		100%	80%	100%															
016-1680	COMM CONS SCHOOL OIST 168	2884	3861	110															
016-1710	SUNNYBROOK SCHOOL OISTRICT 171	100%	46%	100%															
016-1940	STEGER SCHOOL OISTRICT 194	2690	3980	26															
022-0020	BENSENVILLE SCHOOL OISTRICT 2	100%	70%	100%															
022-0070	W000 DALE SCHOOL OISTRICT 7	1591	4343	200															
		100%	100%	100%															
		3141	3517	114															
		81%	57%	100%															
		3120	3840	*															
		100%	**	100%															
022-0130	BLOOMINGOALE SCHOOL OISTRICT 13	2725	4871	36															
		100%	15%	100%															
016-1525	HAZEL CREST SCHOOL OIST 152-5	2626	3708	67															
016-1530	HOMEW000 SCHOOL OISTRICT 153	3240	5441	648															
016-1550	CALUMET CITY SCHOOL OISTRICT 155	2358	4987	82															
016-1580	LANSING SCHOOL OISTRICT 158	2115	3434	84															
016-1590	ELEM SCHOOL OISTRICT 159	2096	5328	86															
016-1600	COUNTRY CLUB HILLS SCH OIST 160	3369	2912	31															
016-1610	FLOSSMOOR SCHOOL OISTRICT 161	2664	3980	169															
016-1620	MATTESON ELEM SCHOOL OIST 162	2519	1998	210															
016-1630	PARK FOREST SCHOOL OIST 163	2436	3268	*															
016-1670	BROOKW000 SCHOOL OIST 167	511	506	26															
016-1680	COMM CONS SCHOOL OIST 168	2884	3861	110															
016-1710	SUNNYBROOK SCHOOL OISTRICT 171	2690	3980	26															
016-1940	STEGER SCHOOL OISTRICT 194	1591	4343	200															
022-0020	BENSENVILLE SCHOOL OISTRICT 2	3141	3517	114															
022-0070	W000 DALE SCHOOL OISTRICT 7	3120	3840	*															
		100%	**	100%															
022-0130	BLOOMINGOALE SCHOOL OISTRICT 13	2725	4871	36															
		100%	15%	100%															

+ FIRST LINE IS THE COST OF THE POLICY, THE SECOND LINE IS THE PERCENT THAT IS BOARO PAID.
 * COVERAGE IS PROVIDED AS PART OF ANOTHER LISTEO POLICY.
 ** GROUP COVERAGE IS PROVIDED THROUGH THE OISTRICT, BUT THE OISTRICT O0ES NOT PAY ANY OF THE POLICY PREMIUMS.
 *** OISTRICT DOES NOT PAY 100% ON ALL PREMIUMS. THE OISTRICT'S PERCENT OF THE PREMIUM IS LISTEO UNDER THE COST FOR EACH POLICY.

ELEMENTARY DISTRICTS WITH 1000 - 2999 ENROLLMENT

CTY-DIST	NAME OF DISTRICT	HOSPITAL-IZATION		LIFE		DISABILITY		PRESCRIPTION		DENTAL		VISION		TOTAL FOR ITEMS 1-6		CAFETERIA PLAN		OTHER COST	
		TEA-CHER	FAM-ILY	TEA-CHER	FAM-ILY	TEA-CHER	FAM-ILY	TEA-CHER	FAM-ILY	TEA-CHER	FAM-ILY	TEA-CHER	FAM-ILY	TEA-CHER	FAM-ILY	TEA-CHER	FAM-ILY	TEA-CHER	FAM-ILY
022-0150	MARQUARDT SCHOOL DISTRICT 15	2210	3761	115	285	184	314	100%	100%	100%	100%	100%	100%	2794	4075	***	***	***	***
022-0160	QUEEN BEE SCHOOL DISTRICT 16	3600	5363	168	300	267	350	100%	100%	100%	100%	100%	100%	4335	5713	***	***	***	***
022-0200	KEENEYVILLE SCHOOL DISTRICT 20			**	100%		**												
022-0250	BENJAMIN SCHOOL DISTRICT 25	2144	3215	63	262	490	2469	90%	50%	90%	50%	90%	50%	2469	3705	***	***	***	***
022-0600	MAERCKER SCHOOL DISTRICT 60	2016	2776	144	300	135	339	100%	100%	100%	100%	100%	100%	2295	3115	***	***	***	***
022-0610	DARIEN SCHOOL DIST 61	2393	100%	120	229	2742	2742	100%	50%	100%	50%	100%	100%	2742	***	***	***	100%	100%
022-0660	CENTER CASS SCHOOL DIST 66	2676	4200	35	228	690	2939	100%	100%	100%	100%	100%	100%	2939	4890	***	***	***	***
022-0890	GLEN ELLYN C C SCHOOL DIST 89	2772	6289	20%	329	1321	3101	100%	20%	100%	20%	100%	100%	3101	7610	***	***	***	***
028-0470	BENTON COMM CONS SCH DIST 47	2857	5901	32	184	421	3073	90%	90%	90%	90%	90%	90%	3073	7322	***	***	***	***
032-0540	MORRIS SCHOOL DISTRICT 54	2107	1618	*	2107	1618	2107	95%	94%	95%	95%	95%	95%	2107	1618	***	***	***	***
032-2010	MINOOKA COMM CONS S DIST 201	3043	7935	55	271	542	3407	90%	90%	90%	90%	90%	90%	3407	8578	***	***	***	***
039-0950	CARBONDALE ELEM SCH DIST 95	1914	3592	24	224	562	2162	100%	**	**	**	**	**	2162	4154	***	***	***	***
041-0800	MOUNT VERNON SCHOOL DIST 80	2364	2760	36	*	*	2507	91%	91%	91%	91%	91%	91%	2507	2993	***	***	***	***
046-0530	BOURBONNAIS SCHOOL DIST 53	1980	1980	31	174	199	2011	94%	94%	94%	94%	94%	94%	2011	1980	***	***	***	***
046-0610	BRADLEY SCHOOL DIST 61	2866	1347	68	3108	1546	1546	100%	100%	100%	100%	100%	100%	3108	1546	***	***	***	***
049-0030	BEACH PARK C C SCHOOL DIST 3	1650	100%	*	135	176	1785	100%	**	**	**	**	**	1785	176	***	***	***	***
049-0060	ZION ELEMENTARY SCHOOL DISTRICT	2490	4557	86	2490	4557	4557	100%	43%	100%	43%	100%	100%	2576	4557	***	***	***	***
049-0340	ANTIOCH C C SCHOOL DISTRICT 34	2742	4126	100	2742	4126	2842	100%	**	**	**	**	**	2842	4126	***	***	***	***
049-0370	GAVIN SCHOOL DIST 37	3158	6514	102	3158	6514	3503	100%	**	**	**	**	**	3503	6934	***	***	***	***
049-0410	LAKE VILLA C C SCHOOL DIST 41	1911	2095	51	185	344	2147	100%	**	**	**	**	**	2147	2439	***	***	***	***
049-0460	GRAYSLAKE C C SCHOOL DISTRICT 46			**	2669	100%	2669	100%	**	**	**	**	**	2669	100%	***	***	***	***

+ FIRST LINE IS THE COST OF THE POLICY, THE SECOND LINE IS THE PERCENT THAT IS BOARD PAID.

* COVERAGE IS PROVIDED AS PART OF ANOTHER LISTED POLICY.

** GROUP COVERAGE IS PROVIDED THROUGH THE DISTRICT, BUT THE DISTRICT DOES NOT PAY ANY OF THE POLICY PREMIUMS.

*** DISTRICT DOES NOT PAY 100% ON ALL PREMIUMS. THE DISTRICT'S PERCENT OF THE PREMIUM IS LISTED UNDER THE COST FOR EACH POLICY.

CTY-DIST	NAME OF DISTRICT	HOSPITAL-IZATION		LIFE		DISABILITY		PRESCRIPTION		DENTAL		VISION		TOTAL FOR ITEMS 1-6		CAFETERIA PLAN		OTHER COST		
		TEA-CHER	FAM-ILY	TEA-CHER	FAM-ILY	TEA-CHER	FAM-ILY	TEA-CHER	FAM-ILY	TEA-CHER	FAM-ILY	TEA-CHER	FAM-ILY	TEA-CHER	FAM-ILY	TEA-CHER	FAM-ILY	TEA-CHER	FAM-ILY	TEA-CHER
049-0560	GURNEE SCHOOL DIST 56	2769	4211	100%	**	230	423	100%	**	2999	4634	2999	4634	***	***					
049-0650	LAKE BLUFF ELEM SCHOOL DIST 65	2090	5273	100%	**	224	594	100%	**	2946	5867	2946	5867	***	***					
049-0670	LAKE FOREST SCHOOL DIST 67	1704	2784	100%	**	222	495	100%	**	2129	3289	2129	3289	***	***					
049-0700	LIBERTYVILLE SCHOOL DIST 70	2506	4022	97%	60%	48	331	97%	60%	2870	4698	2870	4698	***	***					
049-0750	MUNDELEIN ELEM SCHOOL DIST 75	3179	5610	100%	36%	238	492	100%	19%	3417	6102	3417	6102	***	***					
049-0760	DIAMOND LAKE SCHOOL DIST 76	2902	4434	100%	**	374	742	100%	**	3471	5176	3471	5176	***	***	3000	100%			
049-0790	FREMONT SCHOOL DIST 79	3378	5190	100%	**	290	468	100%	**	3753	5658	3753	5658	***	***					
049-1020	APTAKISIC-TRIPP C C S DIST 102	2280	3720	100%	**	135	196	100%	**	3007	3916	3007	3916	***	***	39	100%			
049-1030	LINGOLNSHIRE-PRAIRIEVIEW S D 103	2702	4048	100%	**	308	457	100%	**	3316	4505	3316	4505	***	***					
049-1090	DEERFIELD SCHOOL DIST 109	1715	3492	100%	**	121	267	100%	**	2020	4164	2020	4164	***	***					
050-0440	STREATOR ELEM SCHOOL DIST 44	3252	9854	100%	50%	124	338	100%	50%	3252	9854	3252	9854	***	***					
050-1410	OTTAWA ELEM SCHOOL DIST 141	2385	5107	100%	95%	219	697	100%	95%	2601	5445	2601	5445	***	***					
050-2890	MENDOTA C SCHOOL DIST 289	2565	6278	80%	**	168	362	80%	**	2784	6975	2784	6975	***	***					
053-4290	PONTIAC C SCHOOL DIST 429	2476	4210	100%	**	100%	100%	100%	**	2677	4572	2677	4572	***	***					
054-0270	LINCOLN ELEM SCHOOL DIST 27	2400	2760	100%	7%	2400	2760	100%	7%	2700	2760	2700	2760	***	***					
057-0130	EAST ALTON SCHOOL DISTRICT 13	2364	2760	100%	**	153	250	100%	**	2502	2896	2502	2896	***	***					
058-1110	SALEM SCHOOL DIST 111	2041	98	100%	**	255	255	100%	**	3453	3742	3453	3742	***	***	2400	2760			
058-1350	CENTRALIA SCHOOL DIST 135	3198	3487	76%	**	144	144	89%	89%	2087	3021	2087	3021	***	***					
063-1650	MARENGO-UNION ELEM CONS DIST 165	1924	3021	89%	80%	100%	100%	89%	89%	2087	3021	2087	3021	***	***					
071-2310	ROCHELLE COMM CONS DIST 231	1924	3021	89%	80%	100%	100%	89%	89%	2087	3021	2087	3021	***	***					
081-0370	EAST MOLINE SCHOOL DISTRICT 37	1924	3021	89%	80%	100%	100%	89%	89%	2087	3021	2087	3021	***	***					

* FIRST LINE IS THE COST OF THE POLICY, THE SECOND LINE IS THE PERCENT THAT IS BOARD PAID.

** COVERAGE IS PROVIDED AS PART OF ANOTHER LISTED POLICY.

*** GROUP COVERAGE IS PROVIDED THROUGH THE DISTRICT, BUT THE DISTRICT DOES NOT PAY ANY OF THE POLICY PREMIUMS.

*** DISTRICT DOES NOT PAY 100% ON ALL PREMIUMS. THE DISTRICT'S PERCENT OF THE PREMIUM IS LISTED UNDER THE COST FOR EACH POLICY.

ELEMENTARY DISTRICTS WITH 1000 - 2999 ENRDLLMENT

CTY-DIST	NAME OF DISTRICT	HOSPITAL-IZATION		OISA-BILITY		PRE-SCRIPTION		DENTAL		VISION		TOTAL FOR ITEMS 1-6		CAFETERIA OTHER COST	
		FAM-ILY	TEA-CHER	FAM-ILY	TEA-CHER	FAM-ILY	TEA-CHER	FAM-ILY	TEA-CHER	FAM-ILY	TEA-CHER	FAM-ILY	TEA-CHER	FAM-ILY	TEA-CHER
082-0900	O FALLON C C SCHOOL DIST 90	2364	2750	36	36							2400	2796		
		100%	67%	100%	100%								***		
090-0860	EAST PEORIA SCHOOL OISTRIC 86	2379	6322	66	66	*	229	687	112	254	2786	2786	7263		
		100%	70%	100%	100%	100%	70%	55%	100%	85%	***	***	***		
098-0130	ROCK FALLS ELEMENTARY SCH DIST 1	2192	3360	71	71			255	424		2518	3784			
		95%	97%	95%	95%			95%			***	***	***		
099-0170	CHANNAHON SCHOOL DISTRICT 17														
099-030C	TROY COMM CONS SCH OIST 30C	3546	3996	*	*	*	*	*	*	*	3546	3996			
		100%	100%	100%	100%	100%	100%	100%	100%	100%					
099-033C	HOMER COMM CONS SCH OIST 33C	1860	3413	69	69	257	239	517	38	38	2463	3930			
		100%	100%	100%	100%	100%	100%	100%	100%	100%					
099-0920	WILL COUNTY SCHOOL DISTRICT 92	2011	3693	41	41			128	175	90	2270	3971			
		100%	100%	100%	100%			100%	100%	**	***	***			
099-157C	FRANKFORT C C SCH OIST 157C	1860	4503	45	45			250	443		2155	4946			
		100%	90%	100%	100%			100%	**		***	***			
099-1590	MOKENA SCHOOL DIST 159	6149	6855	55	55			436	884	180	207	7946	42		
		98%	75%	98%	98%			98%	75%	100%	75%	***	***		
099-1610	SUMMIT HILL SCHOOL DIST 161	2715	4010	41	41			231	363		2987	4373			
		100%	100%	100%	100%			100%	100%	**	***	***			
101-1310	KINNINNICK C C SCH OIST 131	2591	3424	*	*			*	*		2591	3424			
		100%	**	100%	100%			100%	100%		***	***			
101-1400	ROCKTON SCH DIST 140	2359	2781	19	19			218	324		2596	3105			
		100%	**	100%	100%			100%	**		***	***			
ELEMENTARY OISTRICTS WITH 3000 - 5999 ENRDLLMENT															
016-0250	ARLINGTON HEIGHTS SCH DIST 25	2400	3000	114	114			*	281	450	64	76	2859	3526	
		100%	60%	100%	100%			100%	60%	**	100%	**	***	***	
016-0340	GLENVIEW C C SCHOOL DIST 34	3031	4245	97	97	244	360	619			3732	4864	19	100%	
		100%	14%	100%	100%	100%	100%	100%	**	**	***	***	***	***	
016-0390	WILMETTE SCHOOL OIST 39														
016-0620	OES PLAINES C C SCH DIST 62	3048	7920	84	84			227	748	84	216	3443	8884		
		100%	67%	100%	100%			53%	16%	100%	**	***	***		
016-0630	EAST MAINE SCHOOL OIST 63	2351	5627	280	280	14	152	478			2797	6105			
		100%	**	100%	100%	**	**	**	100%	**	***	***	***		
016-0640	PARK RIDGE C C SCHOOL DIST 64	2150	4304	51	51			290			2491	4304			
		100%	**	100%	100%			100%			***	***	***		
016-0880	BELLWOOD SCHOOL OIST 88	2376	4140	161	161	7	221	459			2758	4606	2376	4140	
		100%	23%	100%	100%	**	55%	**			***	***	100%	23%	
016-0890	MAYWOOD-MELROSE PARK-BROAOVIEW-8	2316	6576			250	360	1008	58	138	2984	7722			
		100%	75%			51%	70%	25%	75%	32%	***	***	***	***	

+ FIRST LINE IS THE COST OF THE POLICY. THE SECOND LINE IS THE PERCENT THAT IS BOARO PAIO.
 * COVERAGE IS PROVIOEO AS PART OF ANOTHER LISTED POLICY.
 ** GROUP COVERAGE IS PROVIOEO THROUGH THE OISTRIC, BUT THE OISTRIC DOES NOT PAY ANY OF THE POLICY PREMIUMS.
 *** OISTRIC DOES NOT PAY 100% ON ALL PREMIUMS. THE DISTRICT'S PERCENT OF THE PREMIUM IS LISTED UNDER THE COST FOR EACH POLICY.



CTY-DIST	NAME OF DISTRICT	HOSPITAL-IZATION		LIFE		DISABILITY		PRESCRIPTION		DENTAL		VISION		TOTAL FOR ITEMS 1-6		CAFETERIA PLAN		OTHER COST	
		TEA-CHER	FAM-ILY	TEA-CHER	FAM-ILY	TEA-CHER	FAM-ILY	TEA-CHER	FAM-ILY	TEA-CHER	FAM-ILY	TEA-CHER	FAM-ILY	TEA-CHER	FAM-ILY	TEA-CHER	FAM-ILY	TEA-CHER	FAM-ILY
016-0970	OAK PARK ELEM SCHOOL DIST 97	1819	4234	23	79	9	1930	4234	2285	6502	93%								
016-1110	BURBANK SCHOOL DISTRICT 111	100%	10%	100%	100%	100%	100%	100%	100%	100%	100%	100%	100%	100%	100%	100%	100%	100%	100%
016-1300	COOK COUNTY SCHOOL DIST 130	4123	5262	78	*	100%	46	5308	54	46	4505	5308	5308	5308	5308	5308	5308	5308	5308
016-1350	ORLAND SCHOOL DISTRICT 135	2478	3534	184	*	100%	427	3961	268	427	2930	3961	3961	3961	3961	3961	3961	3961	3961
016-1400	KIRBY SCHOOL DIST 140	2301	3911	100%	100%	100%	511	4422	226	511	2527	4422	4422	4422	4422	4422	4422	4422	4422
016-1440	PRAIRIE-HILLS ELEM SCH DIST 144	2423	4070	96	85	160	2604	4230	100%	**	2604	4230	4230	4230	4230	4230	4230	4230	4230
016-1480	DOLTON SCHOOL DISTRICT 148	2070	2795	67	240	360	3155	3155	100%	**	2377	3155	3155	3155	3155	3155	3155	3155	3155
016-1490	DOLTON SCHOOL DISTRICT 149	2806	4387	238	*	90%	269	5083	100%	**	3313	5083	5083	5083	5083	5083	5083	5083	5083
016-1520	HARVEY SCHOOL DISTRICT 152	90%	35%	100%	90%	35%	90%	35%	90%	35%	2820	100%	100%	100%	100%	100%	100%	100%	100%
016-1700	CHICAGO HEIGHTS SCHOOL DIST 170	1656	3600	*	*	100%	100%	3600	100%	100%	1656	3600	3600	3600	3600	3600	3600	3600	3600
022-0040	ADDISON SCHOOL DIST 4	4330	7130	72	100	465	7595	7595	100%	**	4850	7595	7595	7595	7595	7595	7595	7595	7595
022-0330	WEST CHICAGO SCHOOL DIST 33	2438	6271	55	100%	394	6665	6665	100%	**	2743	6665	6665	6665	6665	6665	6665	6665	6665
022-0410	GLEN ELLYN SCHOOL DISTRICT 41	2295	1473	130	*	100%	693	2166	100%	100%	2658	2166	2166	2166	2166	2166	2166	2166	2166
022-0440	LOMBARD SCHOOL DISTRICT 44	2600	7820	178	234	798	8618	8618	100%	433	3740	8618	8618	8618	8618	8618	8618	8618	8618
022-0450	VILLA PARK SCHOOL DIST 45	5096	9447	40	100%	50%	9990	9990	100%	50%	5527	9990	9990	9990	9990	9990	9990	9990	9990
022-0580	DOWNERS GROVE GRADE SCH DIST 58	2165	3621	96	100%	503	4124	4124	100%	90%	2537	4124	4124	4124	4124	4124	4124	4124	4124
022-0680	WOODRIDGE SCHOOL DIST 68	3240	3780	11	*	480	4260	4260	100%	240	3491	4260	4260	4260	4260	4260	4260	4260	4260
022-0930	COMMUNITY CONSOLIDATED S D 93	2910	4221	62	100%	508	4729	4729	100%	299	3271	4729	4729	4729	4729	4729	4729	4729	4729
022-1810	HINSDALE C C SCHOOL DIST 181	2771	6121	168	173	70%	6121	6121	100%	70%	3112	6121	6121	6121	6121	6121	6121	6121	6121
049-0500	WOODLAND C C SCHOOL DIST 50	100%	99%	100%	100%	100%	4616	4616	100%	439	3089	4616	4616	4616	4616	4616	4616	4616	4616
049-0730	HAWTHORN C C SCHOOL DIST 73	2808	4177	*	100%	439	4616	4616	100%	**	3089	4616	4616	4616	4616	4616	4616	4616	4616

* FIRST LINE IS THE COST OF THE POLICY, THE SECOND LINE IS THE PERCENT THAT IS BOARD PAID.
 ** COVERAGE IS PROVIDED AS PART OF ANOTHER LISTED POLICY.
 *** GROUP COVERAGE IS PROVIDED THROUGH THE DISTRICT, BUT THE DISTRICT DOES NOT PAY ANY OF THE POLICY PREMIUMS.
 **** DISTRICT DOES NOT PAY 100% ON ALL PREMIUMS. THE DISTRICT'S PERCENT OF THE PREMIUM IS LISTED UNDER THE COST FOR EACH POLICY.

ELEMENTARY DISTRICTS WITH 3000 - 5999 ENROLLMENT

CTY-DIST	NAME OF DISTRICT	HOSPITAL-IZATION		LIFE		DISA-BILITY		PRE-SCRIPTION		DENTAL		VISION		TOTAL FDR ITEMS 1-6		CAFETERIA PLAN		OTHER COST	
		TEA-CHER	FAM-ILY	TEA-CHER	FAM-ILY	TEA-CHER	FAM-ILY	TEA-CHER	FAM-ILY	TEA-CHER	FAM-ILY	TEA-CHER	FAM-ILY	TEA-CHER	FAM-ILY	TEA-CHER	FAM-ILY	TEA-CHER	FAM-ILY

049-0960	KILDEER COUNTRYSIDE C C S DIST 9																			3900
049-1120	NORTH SHORE SD 112	2702	6750	144						387	1248			3233	7998					
		100%	**	100%						100%	**				***					
063-0150	MCHENRY C C SCHOOL DIST 15	2015	2962	132	19	137		*		246	390			2530	3371					
		100%	**	100%	**	66%		100%		100%	**			***	***					
063-0260	CARY C C SCHOOL DIST 26	2100	3600	78	19	91		*		247	504			2516	4123					
		100%	13%	100%	**	100%		100%		100%	**			***	***					
082-1180	BELLEVILLE SCHOOL DIST 118	2400	2760	*	*	*	*	*	*	*	*	*	97	136	2497	2896				
		100%	50%	100%	50%	100%	50%	100%	50%	100%	50%	50%	**	**	***	***				
090-1080	PEKIN PUBLIC SCHOOL DIST 108	2386	4289	52						279	446			2717	4735					
		100%	50%	100%						100%	50%			***	***					
099-1220	NEW LENOX SCHOOL DIST 122	1789	3277	55			*	*	*	194	444	90	103	2128	3824					
		100%	100%	100%			100%	100%	100%	100%	100%	**	**	***	***					

ELEMENTARY DISTRICTS WITH 6000 - 11,999 ENROLLMENT

016-0210	WHEELING C C SCHOOL DIST 21	2061	3849	225	321		*	*	*	256	562	*	*	2863	4411						
		97%	75%	100%	100%		97%	75%	100%	**	**	97%	75%	***	***						
016-0590	COMM CONS SCH DIST 59	3038	5080	240			*	*	*			*	*	3278	5080						
		100%	50%	100%			100%	50%	100%	50%	50%	100%	50%	***	***						
016-0650	EVANSTON C C SCHOOL DIST 65	2702	3188	184	185		*	*	*	276	408	*	*	3347	3596						
		100%	**	100%	100%		100%	100%	100%	100%	**	**	100%	***	***						
016-0990	CICERO SCHOOL DISTRICT 99	3000	6000	130						150	444			3280	6444						
		95%	94%	100%			**	**	**	**	**			***	***						
063-0470	CRYSTAL LAKE C C SCH DIST 47																			332 645	
																					98%

099-0860 JOLIET SCHOOL DIST 86

79

100%

ELEMENTARY DISTRICTS WITH OVER 12,000 ENROLLMENT

016-0150	PALATINE C C SCHOOL DIST 15	2772	2904	87	166		*	*	*	264	536			3289	3440					
		100%	50%	100%	100%		100%	50%	100%	**	**			***	***					
016-0540	SCHAUMBURG C C SCHODL DIST 54	3580	3766	58	124		*	*	*	271	504			4033	4270					
		100%	55%	100%	100%		100%	55%	100%	**	**			***	***					

+ FIRST LINE IS THE COST OF THE POLICY, THE SECOND LINE IS THE PERCENT THAT IS BDARD PAID.
 * COVERAGE IS PROVIDED AS PART OF ANOTHER LISTED POLICY.
 ** GROUP COVERAGE IS PROVIDED THROUGH THE DISTRICT, BUT THE DISTRICT DOES NOT PAY ANY OF THE POLICY PREMIUMS.
 *** DISTRICT DOES NOT PAY 100% ON ALL PREMIUMS. THE DISTRICT'S PERCENT OF THE PREMIUM IS LISTED UNDER THE COST FOR EACH POLICY.

CTY-DIST	NAME DF DISTRICT	HOSPITAL-IZATION		LIFE	DISA-BILITY		PRE-SCRIPTION		DENTAL		VISION		TOTAL FOR ITEMS 1-6		CAFETERIA PLAN		OTHER COST		
		TEA-CHER	FAM-ILY		TEA-CHER	FAM-ILY	TEA-CHER	FAM-ILY	TEA-CHER	FAM-ILY	TEA-CHER	FAM-ILY	TEA-CHER	FAM-ILY	TEA-CHER	FAM-ILY	TEA-CHER	FAM-ILY	TEA-CHER
006-5050	OHIO COMMUNITY H S DIST 505	1757	3221	83				*		180	420		1840	3221					
		100%	6%	100%				100%		**	**		***	***					
010-3050	ST JOSEPH OGDEN C H S DIST 305	2280	2784	55									2335	2784					
		100%	**	100%									***	***					
028-0380	CHRISTDPHER CDMH H S DIST 38																		3000
																			100%
028-1120	THOMPSONVILLE CDMH H S DIST 112	2400	5256							180	420		2580	5676					
		**	**							**	**		***	***					
032-0730	GARDNER S WILMINGTON THS DIST 73	1828	3293	33	72	213	408						2146	3701					
		100%	15%	100%	100%	100%	35%						***	***					
038-2330	MILFRD TWP HIGH SCH DIST 233	2058	3081	30									2088	3081					
		100%	**	100%									***	***					
038-2520	CRESCENT IRDQUOIS CDMH DIST 252	1609	3656	60				*		171	357	*	1840	4013					
		100%	**	100%				100%		100%	**	100%	***	***					
041-2040	WEBBER TOWNSHIP H S DIST 204		2760										97	136					2364
			**										***	**					100%
041-2050	WOODLAWN COMM H S DIST 205	2364	2760										2364	2760					
		20%	**										***	***					
044-1330	VIENNA H S DISTRICT 13-3	2160	4800										2160	4800					
		69%	**										***	***					
046-3020	ST ANNE COMM H S DIST 302	507		30				*		*			537						
		100%		100%				100%		100%			***	***					
047-0180	NEWARK COMM H S DIST 18	3147	4568	32									3183	4568					
		100%	**	100%									***	***					
053-2300	DWIGHT TWP H S DIST 230	2084	3249	86				*					2170	3249					
		100%	**	100%				100%					***	***					
058-7000	ODIN COMM H S DIST 700	2304	6024	30									2334	6024					
		91%	**	100%									***	***					
063-1570	RICHMOND-BURTON COMM H SC D 157	2467	6206	*				*					2467	6206					
		100%	39%	100%				100%					***	***					
087-1850	TOWER HILL COMM HIGH SCH DIST 18	2518	4288	115									2633	4288					
		76%	**	100%									***	***					
087-1880	CDWDEN-HERRICK CDMH H S DIST 188	1618	3306	65						235	360		1918	3666					
		100%	**	100%						**	**		***	***					
092-2250	ARMSTRONG TWP HS DIST 225	1668	4812	48	62	*		*					1716	4874					
		70%	24%	**	**	70%	24%						***	***					
006-5000	PRINCETON HIGH SCH DIST 500																		3650
006-5020	HALL HIGH SCH DIST 502	2178	4185	33	57					264	684		2475	4926					
		100%	100%	100%	100%					100%	100%		***	***					

+ FIRST LINE IS THE COST OF THE POLICY. THE SECOND LINE IS THE PERCENT THAT IS BOARD PAID.
 * COVERAGE IS PROVIDED AS PART OF ANOTHER LISTED POLICY.
 ** GROUP COVERAGE IS PROVIDED THROUGH THE DISTRICT, BUT THE DISTRICT DOES NOT PAY ANY OF THE POLICY PREMIUMS.
 *** DISTRICT DOES NOT PAY 100% ON ALL PREMIUMS. THE DISTRICT'S PERCENT OF THE PREMIUM IS LISTED UNDER THE COST FOR EACH POLICY.

SECONDARY DISTRICTS WITH 500 - 999 ENROLLMENT



CTY-DIST	NAME OF DISTRICT	HOSPITAL-IZATION		LIFE		DISABILITY		PRESCRIPTION		DENTAL		VISION		TOTAL FOR ITEMS 1-6		CAFETERIA PLAN		OTHER COST	
		TEA-CHER	FAM-ILY	TEA-CHER	FAM-ILY	TEA-CHER	FAM-ILY	TEA-CHER	FAM-ILY	TEA-CHER	FAM-ILY	TEA-CHER	FAM-ILY	TEA-CHER	FAM-ILY	TEA-CHER	FAM-ILY	TEA-CHER	FAM-ILY
010-1930	RANTOUL TOWNSHIP H S DIST 193	2232	3528	55	100%	144	444							2431	3972				
014-0710	CENTRAL COMMUNITY H S DIST 71	100%	**	100%		**	**							***	***				
016-2080	RIVERSIDE BROOKFIELD TWP DIST 20	2453	3697	60	100%	52		*						2565	3697				
016-2100	LEMONT TWP H S DIST 210	100%	85%	100%		100%	85%							2520	6415				
016-2310	EVERGREEN PARK COMM HI SCH D 231	2135	5712	86	100%	299	703							2203	2270				
016-2340	RIDGEWOOD COMM H S DIST 234	100%	20%	100%		100%	100%							4169	6321				
028-1030	BENTON CONS HIGH SCHOOL DIST 103	1870	2062	41	100%	277	780							3820	7155				
032-1010	MORRIS COMM HIGH SCH DIST 101	100%	60%	100%		**	**							***	***				
049-1240	GRANT COMM H S DISTRICT 124	3667	5766	243	100%	6	555							2460	4809				
050-0400	STREATOR TWP H S DIST 40	100%	83%	100%		100%	100%							2460	4809				
050-1600	SENECA TWP H S DIST 160	2316	4809	72	100%	72		*						2720	3080				
050-2800	MENDOTA TWP H S DIST 280	100%	99%	100%		100%	100%							2712	3507				
053-0900	PONTIAC TWP H S DIST 90	2554	3507	158	100%	73%	69%							2712	3507				
057-0140	EAST ALTON-WOOD RIVER C H S D 14	2364	2760	36	100%	100%	100%							2451	2836				
058-6000	SALEM COMM H S DIST 600	100%	**	100%		100%	100%							2400	2796				
063-1540	MARENGO COMM HS DIST 154	2364	5124	*	60%	*	*	*						2364	5124				
071-2120	ROCHELLE TWP HIGH SCH DIST 212	90%	60%	90%		90%	60%							2400	2796				
073-1010	PINCKNEYVILLE COMM H S DIST 101	2364	2760	36	100%	36	36							2400	2796				
082-0770	FREEBURG COMM H S DIST 77	100%	100%	100%		100%	100%							2614	4253				
091-0810	ANNA JONESBORO COMM H S DIST 81	2540	4253	74	93%	*	93%							2614	4253				
095-0990	NASHVILLE COMM H S DISTRICT 99	100%	93%	100%		100%	93%							2760	***				
		2760		*		*								2760	***				
		100%	100%	100%		100%	100%							2309	252				
		2134		57		118	252							2309	252				
		100%	100%	100%		100%	**							***	***				
		1850		47		138								2400	2760				
		100%	100%	100%		100%	90%							2400	2760				
		2400		5160		*		*						5160	***				
		100%	90%			100%	90%							5160	***				

+ FIRST LINE IS THE COST OF THE POLICY, THE SECOND LINE IS THE PERCENT THAT IS BOARD PAID.
 * COVERAGE IS PROVIDED AS PART OF ANOTHER LISTED POLICY.
 ** GROUP COVERAGE IS PROVIDED THROUGH THE DISTRICT, BUT THE DISTRICT DOES NOT PAY ANY OF THE POLICY PREMIUMS.
 *** DISTRICT DOES NOT PAY 100% ON ALL PREMIUMS. THE DISTRICT'S PERCENT OF THE PREMIUM IS LISTED UNDER THE COST FOR EACH POLICY.

CTY-DIST	NAME OF OISTRCT	HOSPITAL - IZATION		LIFE		OISA - BILITY		PRE - Scription		DENTAL		VISION		TOTAL FOR ITEMS 1-6		CAFETERIA PLAN		OTHER COST		
		TEA- ILY	FAM- ILY	TEA- ILY	FAM- ILY	TEA- ILY	FAM- ILY	TEA- ILY	FAM- ILY	TEA- ILY	FAM- ILY	TEA- ILY	FAM- ILY	TEA- ILY	FAM- ILY	TEA- ILY	FAM- ILY	TEA- ILY	FAM- ILY	TEA- ILY
096-2250	FAIRFIELD COMM H S OIST 225	1906												1906						
098-3010	ROCK FALLS TWP H S OIST 301	**	4885	*		*		*		*		*		***	4885					
102-1220	METAMORA TWP H S DIST 122	75%	69%	75%	69%	75%	69%	75%	69%	75%	69%	75%	69%	***	4885					
		2295	6183	15		184	497	255	789	2749	7469	***		***	4885					
		95%	72%	100%		100%	100%	100%	100%	100%	100%	100%		***	4885					
SECONDARY OISTRCTS WITH 1000 - 2999 ENROLLMENT																				
016-2000	OAK PARK & RIVER FOREST OIST 200	2347	4486	228		121		329	636	*		*		3025	5122					
016-2020	EVANSTON TWP H S OIST 202	95%	95%	100%		100%		100%	**	95%		95%		***	5122					
016-2060	BLOOM TWP HIGH SCH OIST 206	5100	10622	*		*		*		*		*		5100	10622					
016-2150	THORNTON FRACTIONAL T H S O 215	100%	46%	100%	46%	100%	46%	100%	46%	100%	46%	100%	46%	3220	5999					
016-2170	ARGO COMM H S DIST 217	2760	5579	60		120		280	420	*		*		***	5999					
		100%	100%	100%		**		100%	**	100%		100%		***	5999					
		2456	6874	105				186	771	*		*		2561	6874					
		100%	100%	100%				77%	19%	77%		19%		***	6874					
016-2200	REAVIS TWP H S OIST 220	2365	8179	*		186		329	636	*		*		2551	8950					
016-2290	OAK LAWN COMM H S OIST 229	24%	13%	100%		100%		100%	100%	100%		100%		***	8950					
016-2330	HOMWOOD FLOSSMOOR C H S O 233	1905	2003	138		*		267	280	388	433	82	87	2780	2803					
022-0940	COMMUNITY HIGH SCH OISTRCT 94	100%	100%	100%		100%		100%	100%	100%	100%	100%	100%	2958	11718					
022-1000	FENTON COMM H S OIST 100	2666	10712					292	1006	100%	80%	80%		***	11718					
		80%	80%			156		448	*	326	370			***	11718					
		1284	2940	411		100%		100%	100%	50%	75%			***	11718					
		50%	75%	100%		100%		100%	100%	304	521			***	11718					
		1883	4546	244	14	75		304	521	90%	90%			***	11718					
		90%	90%	90%	90%	90%		90%	90%	95%	73%			***	11718					
		2494	4628	44				279	456	100%	100%			***	11718					
		95%	73%	100%				100%	100%	100%	100%			***	11718					
022-1080	LAKE PARK COMM H S OIST 108	3319	4511	350		330		324	486	33	65			4356	5062					
032-1110	MINOOKA COMM H S OISTRCT 111	80%	80%	100%		100%		80%	80%	80%	80%			***	5062					
039-1650	CARBONDALE COMM H S OISTRCT 165	2292	3521	55				194	444	90	194			***	5062					
041-2010	MT VERNON TWP H S OIST 201	100%	100%	100%		100%		100%	**	**	**			***	5062					
046-3070	BRAOLEY BOURBONNAIS C HS O 307	1809	2343	69		181		181	314	46	72			***	5062					
		79%	34%	8%		4		60%	32%	78%	31%			***	5062					
		2784	4320	24				100%	100%	100%	100%			***	5062					
		100%	**	100%	**	**		100%	100%	100%	100%			***	5062					
		2568	3984	117	7			100%	100%	100%	100%			***	5062					
		100%	80%	100%	100%	100%		100%	100%	100%	100%			***	5062					
049-1130	TOWNSHIP HIGH SCHOOL OIST 113	2544	3960	186		374		432	456					3536	4416					
049-1150	LAKE FOREST COMM H S OISTRCT 11	100%	69%	100%		100%		100%	63%					***	4416					
		2000		*		*		*		*				2000						
		100%	100%	100%		100%		100%	100%	100%	100%			***	4416					

+ FIRST LINE IS THE COST OF THE POLICY, THE SECONO LINE IS THE PERCENT THAT IS BOARO PAID.
 * COVERAGE IS PROVIDED AS PART OF ANOTHER LISTEO POLICY.
 ** GROUP COVERAGE IS PROVIDED THROUGH THE OISTRCT, BUT THE OISTRCT OES NOT PAY ANY OF THE POLICY PREMIUMS.
 *** OISTRCT OES NOT PAY 100% ON ALL PREMIUMS. THE DISTRICT'S PERCENT OF THE PREMIUM IS LISTEO UNDER THE COST FOR EACH POLICY.

SECONDARY DISTRICTS WITH 1000 - 2999 ENROLLMENT

CTY-DIST	NAME OF DISTRICT	HOSPITAL-IZATION		LIFE		DISABILITY		PRESCRIPTION		DENTAL		VISION		TOTAL FOR ITEMS 1-6		CAFETERIA PLAN		OTHER COST				
		TEA-CHER	FAM-ILY	TEA-CHER	FAM-ILY	TEA-CHER	FAM-ILY	TEA-CHER	FAM-ILY	TEA-CHER	FAM-ILY	TEA-CHER	FAM-ILY	TEA-CHER	FAM-ILY	TEA-CHER	FAM-ILY	TEA-CHER	FAM-ILY	TEA-CHER	FAM-ILY	
049-1170	ANTIOCH COMM HIGH SCH DIST 117	2300	4038	147																		
		100%	40%	100%																		
049-1200	MUNDELEIN CONS HIGH SCH DIST 120	2096	7526	376																		
		100%	56%	100%																		
049-1210	WARREN TWP HIGH SCH DIST 121	2179	2791	48																		
		100%	**	100%																		
049-1260	ZION-BENTON TWP H S DIST 126	1980	3600	210																		
		100%	67%	100%																		
049-1270	GRAYSLAKE COMM HIGH SCH DIST 127	3517	3482	148																		
		100%	**	100%																		
049-1280	LIBERTYVILLE COMM H SCH DIST 128	2219	3376	156																		
		90%	70%	100%																		
050-1200	LA SALLE-PERU TWP H S D 120	1965	4897	114	114																	
		100%	97%	100%	100%																	
050-1400	OTTAWA TWP H S DIST 140	1832	3110	46																		
		100%	100%	100%																		
054-4040	LINCOLN COMM H S DIST 404	2462	6254	87																		
		100%	100%	100%																		
058-2000	CENTRALIA H S DIST 200	2420	4253	50																		
		100%	75%	100%																		
063-1560	MCHENRY COMM H S DIST 156	2803	4106	238																		
		100%	90%	100%																		
072-3100	LIMESTONE COMM HIGH SCH DIST 310	2268	3276	75																		
		91%	80%	100%																		
081-0300	UNITED TWP HS DISTRICT 30	2261	5553	225	225																	
		84%	71%	100%	100%																	
082-2030	D FALLON TWP HIGH SCH DIST 203	1756	2936	30																		
		60%	55%	100%																		
090-3030	PEKIN COMM H S DIST 303	1742	2787																			
		85%	57%																			
090-3080	WASHINGTON COMM H S DIST 308	1953	2595	208																		
		100%	100%	100%																		
090-3090	EAST PEORIA COMM H S DIST 309	1778	2612	*	*																	
		84%	37%	84%	37%																	
099-2050	LOCKPORT TWP HS DIST 205	2868	4776	*	*																	
		100%	100%	100%	100%																	
101-2070	HONONEGAH COMM H S DIST 207	2047	3758	104																		
		100%	80%	100%																		

+ FIRST LINE IS THE COST OF THE POLICY, THE SECOND LINE IS THE PERCENT THAT IS BOARD PAID.

* COVERAGE IS PROVIDED AS PART OF ANOTHER LISTED POLICY.

** GROUP COVERAGE IS PROVIDED THROUGH THE DISTRICT, BUT THE DISTRICT DOES NOT PAY ANY OF THE POLICY PREMIUMS.

*** DISTRICT DOES NOT PAY 100% ON ALL PREMIUMS. THE DISTRICT'S PERCENT OF THE PREMIUM IS LISTED UNDER THE COST FOR EACH POLICY.

CTY-DIST	NAME OF DISTRICT	HOSPITAL-IZATION		LIFE		DISA-BILITY		PRE-SCRIPTION		DENTAL		VISION		TOTAL FOR CAFETERIA OTHER ITEMS 1-6 PLAN COST	
		TEA-CHER ILY	FAM-ILY	TEA-CHER ILY	FAM-ILY	TEA-CHER ILY	FAM-ILY	TEA-CHER ILY	FAM-ILY	TEA-CHER ILY	FAM-ILY	TEA-CHER ILY	FAM-ILY	TEA-CHER ILY	FAM-ILY
016-2030	NEW TRIER TWP H S DIST 203	2702	6750	229	228	100%	100%	308	765	100%	40%	3467	7515	***	***
016-2040	LYONS TWP H S DIST 204	2616	7932	144	173	80%	100%	* 264	540	5		3202	8472	***	***
016-2090	PROVISO TWP H S DIST 209	2336	3973	*	*	66%	82%	* 263	357	**		2599	4330	***	***
016-2120	LEYDEN COMM H S DIST 212	2326	5812	40	40	95%	95%	95%	95%			2858	7084	***	***
016-2180	COMMUNITY HIGH SCHOOL DIST 218	2940	5280	*	*	100%	100%	300	600			3240	5880	***	***
016-2190	NILES TWP COMM HIGH SCH DIST 219	3137	4706	*	*	100%	100%	284	486			3421	5192	***	***
016-2250	NORTHFIELD TWP HIGH SCH DIST 225	2520	5784	*	*	100%	87%	* 288	492			2808	6276	***	***
016-2270	RICH TWP H S DISTRICT 227	2214	4096	86	86	100%	100%	177	507			2477	4603	***	***
016-2280	BREMEN COMM H S DISTRICT 228	2738	5911	67	67	90%	90%	198	303			3003	6214	***	***
022-0860	HINSDALE TWP H S DIST 86	2408	7064	225	162	92%	92%	727	727			3780	8619	***	***
022-0880	DU PAGE HIGH SCHOOL DIST 88	3671	5257	63	161	84%	86%	100%	100%			3895	5257	***	***
022-0990	COMMUNITY HIGH SCHOOL DIST 99	2574	4436	96	231	75%	39%	* 361	553	*		3262	4989	3940	100%
049-1250	ADLAI E STEVENSON DIST 125	2632	4087	160	*	100%	100%	296	575			3187	4791	***	***
063-1550	COMMUNITY HIGH SCHOOL DIST 155	3194	4641	*	*	100%	100%	* 310	514			3577	5260	***	***
082-2010	BELLEVILLE TWP HS DIST 201	2364	2760	36	36	100%	50%	* 97	136			2497	2896	***	***
099-2040	JOLIET TWP HS DIST 204	2700	4380	161	162	63%	100%	252	276			3335	4729	***	***
099-2100	LINCOLN WAY COMM H S DIST 210	2190	4006	*	*	100%	100%	217	364			2499	4499	***	***
016-2010	J S MORTON H S DISTRICT 201	2575	7084			95%	95%	* 232	539	*		2807	7623	***	***
016-2050	THORNTON TWP H S DIST 205	2516	3371	102	*	100%	100%	279	510			2897	3881	***	***
016-2070	MAINE TOWNSHIP H S DIST 207	3271	9385	369	171	100%	100%	331	658			4142	10043	***	***

SECONDARY DISTRICTS WITH 6000 - 11,999 ENROLLMENT

016-2010	J S MORTON H S DISTRICT 201	2575	7084			95%	95%	* 232	539	*		2807	7623	***	***
016-2050	THORNTON TWP H S DIST 205	2516	3371	102	*	100%	100%	279	510			2897	3881	***	***
016-2070	MAINE TOWNSHIP H S DIST 207	3271	9385	369	171	100%	100%	331	658			4142	10043	***	***

+ FIRST LINE IS THE COST OF THE POLICY, THE SECOND LINE IS THE PERCENT THAT IS BOARD PAID.
 * COVERAGE IS PROVIDED AS PART OF ANOTHER LISTED POLICY.
 ** GROUP COVERAGE IS PROVIDED THROUGH THE DISTRICT, BUT THE DISTRICT DOES NOT PAY ANY OF THE POLICY PREMIUMS.
 *** DISTRICT DOES NOT PAY 100% ON ALL PREMIUMS. THE DISTRICT'S PERCENT OF THE PREMIUM IS LISTED UNDER THE COST FOR EACH POLICY.

SECONDARY OISTRICTS WITH 6000 - 11,999 ENROLLMENT

CTY-DIST	NAME OF OISTRIC	HOSPITAL-IZATION		LIFE		OISA-BILITY		PRE-SCRIPTION		DENTAL		VISION		TOTAL FOR ITEMS 1-6		CAFETERIA PLAN		OTHER COST	
		TEA-CHER	FAM-ILY	TEA-CHER	FAM-ILY	TEA-CHER	FAM-ILY	TEA-CHER	FAM-ILY	TEA-CHER	FAM-ILY	TEA-CHER	FAM-ILY	TEA-CHER	FAM-ILY	TEA-CHER	FAM-ILY	TEA-CHER	FAM-ILY
016-2140	TOWNSHIP HIGH SCHOOL OIST 214	3296	3324	22	99%	99%	99%	99%	99%	99%	99%	99%	99%	99%	3318	3324	***	***	***
016-2300	CONS HIGH SCHOOL OISTRIC 230	2690	6671	*	94%	94%	94%	50%	50%	54%	56%	54%	56%	3068	7224	***	***	***	***
022-0870	GLENBARO TWP H S OIST 87	2988	4500	186	100%	50%	100%	100%	100%	468	696	100%	**	3642	5196	***	***	***	***

SECONDARY OISTRICTS WITH OVER 12,000 ENROLLMENT

016-2110	TOWNSHIP H S OIST 211	2445	4157	217	100%	90%	100%	100%	100%	176	258	438	3096	4595	***	***	***	***	***
----------	-----------------------	------	------	-----	------	-----	------	------	------	-----	-----	-----	------	------	-----	-----	-----	-----	-----

+ FIRST LINE IS THE COST OF THE POLICY, THE SECOND LINE IS THE PERCENT THAT IS BOARO PAID.

* COVERAGE IS PROVIDED AS PART OF ANOTHER LISTED POLICY.

** GROUP COVERAGE IS PROVIDED THROUGH THE DISTRICT, BUT THE OISTRIC DOES NOT PAY ANY OF THE POLICY PREMIUMS.

*** DISTRICT DOES NOT PAY 100% ON ALL PREMIUMS. THE OISTRIC'S PERCENT OF THE PREMIUM IS LISTED UNDER THE COST FOR EACH POLICY.

CTY-DIST	NAME OF OISTRIC	HOSPITAL- IZATION		LIFE		OISA- BILITY		PRE- Scription		OENTAL		VISION		TOTAL FOR ITEMS 1-6		CAFETERIA PLAN		OTHER COST	
		TEA- CHER ILY	FAM- CHER ILY	TEA- CHER ILY	FAM- CHER ILY	TEA- CHER ILY	FAM- CHER ILY	TEA- CHER ILY	FAM- CHER ILY	TEA- CHER ILY	FAM- CHER ILY	TEA- CHER ILY	FAM- CHER ILY	TEA- CHER ILY	FAM- CHER ILY	TEA- CHER ILY	FAM- CHER ILY	TEA- CHER ILY	FAM- CHER ILY
003-0010	MULBERRY GROVE C U SCH OIST 1	1915	3472	43	12	*	175	414						2133	3898				
		78%	**	100%	100%	78%	**	**						***	***				
006-1030	DEPUJ UNIT SCHOOL OIST 103	3262												3262					
		5%												***					
006-3030	LA MOILLE C U SCHOOL DIST 303	2617	2789	134										2751	2789				
		100%	**	100%										***	***				
006-3070	NEPONSET COM CONS OIST 307	1632	2448											1632	2448				
		55%	**											***	***				
007-0420	BRUSSELS COMM UNIT SCHOOL OIST 4															2400	100%		

008-3010	THOMSON COM UNIT OIST 301	1926	3731	43		*	249	506						2218	4237			900	100%
		100%	**	100%		100%	100%	**						***	***				
009-0640	VIRGINIA C U SCH OIST 64	2292	5160			*								2292	5160				
		41%	18%			41%								***	***				
011-0010	MORRISONVILLE C U SCH OIST 1	2364	2760	36		*								2400	2760				
		100%	**	100%		100%	100%							***	***				
011-0040	EOINBURG C U SCH OIST 4	1775	2641			*								1775	2641				
		100%	**			90%	90%							***	***				
011-0140	SOUTH FORK SCHOOL OISTRIC 14	2127		36	**	*								2163					
		90%		**		90%	90%							***	***				

013-0100	CLAY CITY COMM UNIT OIST 10	1538	2506	*		*	146	228						1684	2734			1672	4808
		89%	**	89%		89%	**	**						***	***			75%	25%
015-0050	OAKLANO C U SCHOOL OIST 5																		
017-0010	HUTSONVILLE C U SCHOOL OIST 1	2191	5400	120	120	*								2311	5520				
		33%	13%	**	**	33%	13%							***	***				
019-4330	MALTA COMM UNIT SCH OIST 433	3020	5734	33		*	202	282						3255	6016				
		100%	**	**	**	100%	**	**						***	***				
023-0030	KANSAS COMM UNIT SCHOOL OIST 3	2400	2760	36		*								2436	2760				
		43%	37%	**	**	43%	43%	37%						***	***				

023-0060	EOGAR COUNTY C U OIST 6																		
026-2010	BROWNSTOWN C U SCH OIST 201	1653	2664	16		304	543	177	418	48	102	2198	3727						
		98%	**	98%		98%	**	98%	**	98%	**	2198	3727	***	***				
026-2020	ST ELMO C U SCHOOL OIST 202																		
029-0010	ASTORIA COMM UNIT SCH OIST 1	2292	3000	23		*								2315	3000				
		100%	**	100%		100%	100%							***	***				
029-0020	V I T COMM UNIT SCH OISTRIC 2	2326	2325	23										2349	2325				
		**	**	100%		**	**	100%						***	***				

029-0040	SPOON RIVER VALLEY C U S OIST 4	2314	3045	23		*								2337	3045				
		90%	20%	100%		90%	20%	90%	20%	90%	20%	2337	3045	***	***				

+ FIRST LINE IS THE COST OF THE POLICY, THE SECONO LINE IS THE PERCENT THAT IS BOARO PAIO.

* COVERAGE IS PROVIDEO AS PART OF ANOTHER LISTEO POLICY.

** GROUP COVERAGE IS PROVIDEO THROUGH THE OISTRIC, BUT THE OISTRIC OEOES NOT PAY ANY OF THE POLICY PREMIUMS.

*** OISTRIC OEOES NOT PAY 100% ON ALL PREMIUMS. THE OISTRIC'S PERCENT OF THE PREMIUM IS LISTEO UNDER THE COST FOR EACH POLICY.

UNIT DISTRICTS WITH UNDER 500 ENROLLMENT

CTY-DIST	NAME OF DISTRICT	HOSPITAL-IZATION		LIFE		DISABILITY		PRESCRIPTION		DENTAL		VISION		TOTAL FOR ITEMS 1-6		CAFETERIA PLAN		OTHER COST		
		TEA-CHER	FAM-ILY	TEA-CHER	FAM-ILY	TEA-CHER	FAM-ILY	TEA-CHER	FAM-ILY	TEA-CHER	FAM-ILY	TEA-CHER	FAM-ILY	TEA-CHER	FAM-ILY	TEA-CHER	FAM-ILY	TEA-CHER	FAM-ILY	TEA-CHER
029-1760	AVON COMM UNIT SCH DIST 176	1095 92%	1444 **	43 92%		120 92%	159 **	179 92%	261 **	1437 ***	1864 ***									
034-3250	NAUV00-COLUSA C U S DIST 325																			
034-3360	DALLAS CITY C U SCH DIST 336	2325 100%	3060 **	23 100%						2348	3060									
038-0050	SHELDON COMM UNIT SCHOOL DIST 5	2400 100%	6022 **	15 100%						2415	6022									
038-0060	CISSNA PARK COMM UNIT SCH DIST 6	1956 100%	3396 **							1956	3396									

041-0010	WALTONVILLE C U SCHDOL DIST 1	2160 100%	2292 100%							2160	2292									
043-2110	SCALES MOUND C U SCH DISTRICT 21	2399 100%	6117 42%	46 **		* 100%	* 42%	187 **	491 **	2632 ***	6608 ***	591 ***	986							
048-2100	WILLIAMSFIELD C U S DIST 210	3876 100%	5616 **	30 100%						3906	5616									
050-0010	LELAND COMM UNIT SCH DIST 1	2661 100%	5760 **	34 100%				218 100%	327 **	2913 ***	6087 ***									
050-4250	LOSTANT COMM UNIT SCH DIST 425	3145 97%	7834 **	* 97%						3145 ***	7834 ***									

052-2750	ASHTON CDMM UNIT SCH DIST 275	2900 100%	3568 **			* 100%		214 100%	286 **	3114	3854									
053-0040	FLANAGAN C U SCHOOL DIST 4	1740 100%								1740										
054-0210	HARTSBURG EMDEN C U S DIST 21	3386 71%	8006 30%	16 **				295 **	923 **	3697 ***	8929 ***									
056-0020	NORTHWESTERN C U SCH DIST 2																			
057-0030	VENICE COMM UNIT SCHOOL DIST 3	2196 69%	6312 **			* 100%				2196 ***	6312 ***									

057-0040	LIVINGSTON C C SCHOOL DIST 4																			
058-1000	PATOKA COMM UNIT SCH DIST 100			36 **						36 ***										
061-0380	JOPPA-MAPLE GROVE UNIT DIST 38	2784 87%		* 100%		* 87%				2784 ***										
062-1650	INDUSTRY C U SCH DIST 165	2348 100%	255 **	* 100%		* 100%				2348 ***	255 ***									
062-1750	NORTHWEST C U SCH DISTRICT 175			23 99%						23 ***										23263060 99%

063-0190	ALDEN HEBRON SCHOOL DIST 19		3840 **							3840 ***	2208 ***									

+ FIRST LINE IS THE COST OF THE POLICY, THE SECOND LINE IS THE PERCENT THAT IS BOARD PAID.
 * COVERAGE IS PROVIDED AS PART OF ANOTHER LISTED POLICY.
 ** GROUP COVERAGE IS PROVIDED THROUGH THE DISTRICT, BUT THE DISTRICT DOES NOT PAY ANY OF THE POLICY PREMIUMS.
 *** DISTRICT DOES NOT PAY 100% ON ALL PREMIUMS. THE DISTRICT'S PERCENT OF THE PREMIUM IS LISTED UNDER THE COST FOR EACH POLICY.

CTY-DIST	NAME OF DISTRICT	HOSPITAL-IZATION		LIFE		DISABILITY		PRESCRIPTION		DENTAL		VISION		TOTAL FOR ITEMS 1-6		CAFETERIA PLAN		OTHER CDST	
		TEA-CHER ILY	FAM-CHER ILY	TEA-CHER ILY	FAM-CHER ILY	TEA-CHER ILY	FAM-CHER ILY	TEA-CHER ILY	FAM-CHER ILY	TEA-CHER ILY	FAM-CHER ILY	TEA-CHER ILY	FAM-CHER ILY	TEA-CHER ILY	FAM-CHER ILY	TEA-CHER ILY	FAM-CHER ILY	TEA-CHER ILY	FAM-CHER ILY
064-0090	CHENDA C U SCHOOL DISTRICT 9	2308	5211	33	42									2341	5253				
		92%	41%	100%	100%			92%	41%	92%	41%			***	***				
064-0100	GRIDLEY C U SCH DIST 10	2988		15										3003					
		100%		100%															
065-2000	GREENVIEW C U SCH DIST 200	2263	6426											2263	6426				
		100%	35%											***	***				
067-0030	VALMEYER COMM UNIT SCH DIST 3																		
069-0010	FRANKLIN C U SCHOOL DISTRICT 1	2947	3878	*				*		*		*		2947	4229				
		61%	**	100%				100%		100%		100%	**	***	***				
069-0060	WAVERLY C U SCHDOL DIST 6	1617	3501	25										1642	3501				
		59%	**	100%										***	***				
069-0110	MEREDOSIA-CHAMBERSBURG CUSD 11																		
070-3010	BETHANY C U SCHOOL DIST 301																		
070-3030	LOVINGTON C U SCHOOL DIST 303	1846	2357	88										1934	2357				
		100%	**	100%										***	***				
074-0050	BEMENT COMM UNIT SCHDOL DIST 5	1968	5880											1968	5880				
		85%	29%											***	***				
074-0570	DELAND-WELDON C U SCH DIST 57	2016	4944											2016	4944				
		100%	49%											***	***				
075-0010	BARRY COMM UNIT SCHDOL DIST 1	1530	2718	12										1542	2718				
		100%	**	100%										***	***				
075-0020	WEST PIKE COMM UNIT SCH DIST 2	2325	3060	23										2348	3060				
		100%	**	100%										***	***				
075-0030	PLEASANT HILL C U SCH DIST 3	1718	2390											1718	2390				
		55%	**											***	***				
079-0010	COULTERVILLE UNIT SCHOOL DIST 1																		
079-1380	STEELEVILLE C U SCH DIST 138	1529	1978	55										1756	2336				
		100%	18%	100%										***	***				
082-1880	BROOKLYN UNIT DISTRICT 188	2163	366	126	28									2289	394				
		100%	100%	100%	100%									***	***				
083-0010	GALATIA C U SCHDOL DIST 1	1740												1740					
		100%												***	***				
083-0020	CARRIER MILLS-STONEFORT CUSD 2	2474	4874	96										2792	5284				
		100%	**	100%										***	***				
084-0120	ILLIOPOLIS C U SCHOOL DIST 12	2310	6080	14										2324	6080				
		96%	36%	100%										***	***				
084-0130	DIVERNON C U SCHOOL DIST 13	1620		180										1800					
		**		100%										***	***				

+ FIRST LINE IS THE COST OF THE POLICY, THE SECOND LINE IS THE PERCENT THAT IS BOARD PAID.

* COVERAGE IS PROVIDED AS PART OF ANOTHER LISTED POLICY.

** GROUP COVERAGE IS PROVIDED THROUGH THE DISTRICT, BUT THE DISTRICT DOES NOT PAY ANY OF THE POLICY PREMIUMS.

*** DISTRICT DOES NOT PAY 100% ON ALL PREMIUMS. THE DISTRICT'S PERCENT OF THE PREMIUM IS LISTED UNDER THE COST FOR EACH POLICY.

UNIT DISTRICTS WITH UNDER 500 ENROLLMENT

CTY-OIST	NAME OF OISTRICT	HOSPITAL-IZATION		LIFE		OISA-BILITY		PRE-SCRIPTION		DENTAL		VISION		TOTAL FOR ITEMS 1-6		CAFETERIA PLAN		OTHER COST			
		TEA-CHER	FAM-ILY	TEA-CHER	FAM-ILY	TEA-CHER	FAM-ILY	TEA-CHER	FAM-ILY	TEA-CHER	FAM-ILY	TEA-CHER	FAM-ILY	TEA-CHER	FAM-ILY	TEA-CHER	FAM-ILY	TEA-CHER	FAM-ILY	TEA-CHER	FAM-ILY
086-0020	SCOTT-MORGAN C U SCHOOL OIST 2	859	3026	43%	18%									859	3026	***	***	***	***	***	***
087-0020	FINDLAY COMM UNIT SCH OIST 2	2400	2760	60%	**	*	60%	*	60%	*				2400	2760	***	***	***	***	***	***
088-0010	BRADFORD COMM UNIT SCH DIST 1	3006	4356	100%	**	*	100%	*						3036	4356	***	***	***	***	***	***
091-0660	OONGOLA SCH UNIT DIST 66	2364	2760	43%	**	*	43%	*	43%	*				2400	2760	***	***	***	***	***	***
092-0070	ROSSVILLE-ALVIN CU SCH DIST 7	2460	3780	95%	**	**	100%	**	100%	**				2481	3780	***	***	***	***	***	***
092-0100	POTOMAC C U SCH OIST 10																				
093-0170	ALLENDALE C C SCHOOL OIST 17																				
094-2000	ROSEVILLE C U SCH OIST 200	2514	4981	100%	**	**	100%	**	100%	**				2581	4981	***	***	***	***	***	***
094-2220	WARREN C U SCH OIST 222	2811	4662	100%	**	**	100%	**	100%	**				2827	4662	***	***	***	***	***	***
094-2250	YORKWOOD C U SCH OIST 225																				
094-4000	ALEXIS C U SCH OIST 400	1510		100%										1510		100%					
096-2000	NORTH WAYNE C U SCHOOL OIST 200	2177	5145	55%	23%	100%	100%	100%	23%	*				2192	5145	***	***	***	***	***	***
097-0010	GRAYVILLE C U SCHOOL OIST 1	2388	3616	95%	45%	100%	100%	95%	100%					2538	3616	***	***	***	***	***	***
100-0030	CRAB ORCHARO C U SCH OIST 3	1800	5520	64%	61%	100%	100%	64%	100%					1902	5520	***	***	***	***	***	***

2136 6036
96% 34%
2597 7582
77%

2120 3444
100% 2%

UNIT DISTRICTS WITH 500 - 999 ENROLLMENT

001-0010	PAYSON COMM UNIT SCHOOL OIST 1	1759	2750	100%	**	100%	100%	100%						1845	2750	***	***	***	***	***	***
001-0020	LIBERTY COMM UNIT SCHOOL OIST 2													23		2325	3060	77%	8%		
001-0040	COMMUNITY UNIT SCHOOL OIST 4	2325	3060	100%	**	100%	100%	100%		*	100%			2348	3060	***	***	***	***	***	***
002-0010	CAIRO UNIT SCHOOL OISTRICT 1																				
002-0050	EGYPTIAN COMM UNIT SCH OIST 5	1265	2555	100%	**	**	**	100%						1280	2555	***	***	***	***	***	***
005-0010	BROWN COUNTY C U SCH DIST 1													60		1860					

+ FIRST LINE IS THE COST OF THE POLICY, THE SECOND LINE IS THE PERCENT THAT IS BOARO PAID.
* COVERAGE IS PROVIDED AS PART OF ANOTHER LISTED POLICY.
** GROUP COVERAGE IS PROVIDED THROUGH THE DISTRICT, BUT THE OISTRICT DOES NOT PAY ANY OF THE POLICY PREMIUMS.
*** OISTRICT DOES NOT PAY 100% ON ALL PREMIUMS. THE DISTRICT'S PERCENT OF THE PREMIUM IS LISTED UNDER THE COST FOR EACH POLICY.

UNIT OISTRICTS WITH 500 - 999 ENROLLMENT

CTY-DIST	NAME OF OISTRICT	HOSPITAL- IZATION	LIFE	FAM- ILY	TEA- CHER	FAM- ILY	TEA- CHER	FAM- ILY	TEA- CHER	FAM- ILY	TEA- CHER	FAM- ILY	TEA- CHER	VISION	TOTAL FOR ITEMS 1-6	CAFETERIA PLAN	OTHER COST
007-0400	CALHOUN COMM UNIT SCH OIST 40	3251 100%	5758 112 ** 100%												3363 *** ***	5758 *** ***	
008-3000	SAVANNA COMMUNITY UNIT OIST 300		3844 16%												3844 ***	2298 100%	
008-3040	MT CARROLL COMM UNIT DIST 304	2392 100%	50 100%												2442 ***	780 100%	
008-3080	EASTLANO COMM UNIT SCH OIST 308	2240 100%	3378 27 ** 100%			6 100%	207 100%	359 **							2480 ***	3737 ***	
008-3990	CHAOWICK-MILLEEDGEVILLE CUSO 399	2024 100%	3196 41 ** 100%			9 100%	216 100%	324 **							2290 ***	3520 ***	
009-2620	A C CENTRAL CUSO 262															2983 60%	6911 25%
010-0010	FISHER C U SCHOOL OISTRIC 1	1836 58%	5196 20%												1836 ***	5196 ***	
010-0080	HERITAGE COMM UNIT SCH OIST 8	1740 59%													1740 ***		
012-003C	MARTINSVILLE C U SCH OIST 3C																
013-0250	NORTH CLAY C U SCHOOL OISTRIC 2															1800 97%	4740
017-0030	PALESTINE C U SCHOOL OIST 3	2304 83%	2760 36 ** 100%			*	83%	*							2437 ***	2896 ***	
017-0040	OBLONG C U SCHOOL OIST 4	2292 100%	2664 **												2292 ***	2664 ***	
018-0030	NEOGA COMM UNIT SCHOOL OIST 3	2704 76%	3647 23 ** **			30 **									2727 ***	3677 ***	
019-4250	INOIAN CREEK COMM UNIT OIST 425	3073 89%	3498 50 ** 100%												3373 ***	3844 ***	
019-4260	HIAWATHA C U SCHOOL OIST 426	2160 94%	3600 16 ** 94%												2386 ***	3880 ***	
019-4290	HINCKLEY BIG ROCK C U S O 429	1973 100%	3552 30 29% 100%												2196 ***	3878 ***	
019-4320	SOMONNAUK C U SCHOOL OIST 432	1964 100%	2857 75 42% 100%			30 **	179 100%	261 **	285 100%	467 **					2503 ***	3615 ***	
021-3020	VILLA GROVE C U SCH OIST 302															5160 100%	
021-3050	ARTHUR C U SCHOOL OIST 305	1799 100%	2687 38 ** 100%			12 **									1837 ***	2699 ***	
021-3060	ARCOLA C U SCHOOL OISTRIC 306	1596 100%	2560 36 ** **												1632 ***	2560 ***	
023-0010	SHILOH COMM UNIT SCH OIST 1															2400 60%	2760

+ FIRST LINE IS THE COST OF THE POLICY, THE SECOND LINE IS THE PERCENT THAT IS BOARD PAID.

* COVERAGE IS PROVIDED AS PART OF ANOTHER LISTED POLICY.

** GROUP COVERAGE IS PROVIDED THROUGH THE DISTRICT, BUT THE OISTRIC DOES NOT PAY ANY OF THE POLICY PREMIUMS.

*** OISTRIC DOES NOT PAY 100% ON ALL PREMIUMS. THE DISTRICT'S PERCENT OF THE PREMIUM IS LISTED UNDER THE COST FOR EACH POLICY.

233

234

UNIT DISTRICTS WITH 500 - 999 ENROLLMENT

CTY-DIST	NAME OF DISTRICT	HOSPITAL-IZATION		LIFE		DISABILITY		PRESCRIPTION		DENTAL		VISION		TOTAL FDR ITEMS 1-6		CAFETERIA PLAN		OTHER CDST	
		TEA-CHER	FAM-ILY	TEA-CHER	FAM-ILY	TEA-CHER	FAM-ILY	TEA-CHER	FAM-ILY	TEA-CHER	FAM-ILY	TEA-CHER	FAM-ILY	TEA-CHER	FAM-ILY	TEA-CHER	FAM-ILY	TEA-CHER	FAM-ILY
023-0040	PARIS COMM UNIT SCHODL DIST 4	2400	2760	*	*	98%	98%	98%	98%	*	*	2400	2760	2400	2760	***	***	***	***
025-0100	ALTAMONT COMM UNIT SCH DIST 10	2364	2760	36	36	**	**	79%	79%	*	*	39	98	2439	2858	***	***	***	***
025-0200	BEECHER CITY C U SCHOOL DIST 20	2614	4974	33	33	**	**	79%	79%	**	**	2647	4974	***	***	***	***	***	***
025-0300	DIETERICH COMM UNIT SCH DIST 30	39%	**	**	**	**	**	**	**	**	**	2093	4852	***	***	***	***	***	***
026-2040	RAMSEY COMM UNIT SCH DIST 204	2306	5520	96%	40%							2306	5520	***	***	***	***	***	***
028-1880	ZEIGLER-ROYALTON C U S DIST 188	2400	2760	94%	**	100%	100%	94%	94%	*	*	2400	2760	***	***	***	***	***	***
028-1960	SESSER-VALIER COMM UNIT S D 196	2348	5408	100%	100%	100%	100%	100%	100%	23	23	23	5408	23	5408	***	***	***	***
029-0030	COMM UNIT SCH DIST 3 FULTON CTY	2594	100%	100%	100%	100%	100%	100%	100%	*	*	2594	100%	2594	100%	100%	100%	100%	100%
029-0970	LEWISTOWN SCHOOL DIST 97	2348	5408	100%	100%	100%	100%	100%	100%	23	23	2371	5408	2371	5408	***	***	***	***
031-0010	CARROLLTON C U SCHOOL DIST 1	2594	100%	100%	100%	100%	100%	100%	100%	*	*	2594	100%	2594	100%	100%	100%	100%	100%
031-0100	GREENFIELD C U SCHOOL DIST 10	1880	4191	100%	**	100%	100%	100%	100%	72	72	1952	4191	1952	4191	***	***	***	***
034-3160	WARSAW COMM UNIT SCH DISTRICT 31	1887	2458	90%	**	100%	100%	100%	100%	23	23	2181	2825	2181	2825	***	***	***	***
034-3280	HAMILTON C C SCHOOL DIST 328	2321	5376	100%	43%	100%	100%	100%	100%	23	23	2344	5376	2344	5376	***	***	***	***
034-3350	LAHARPE COMM UNIT SCH DIST 335	2280	3000	100%	**	100%	100%	100%	100%	23	23	2303	3008	2303	3008	***	***	***	***
034-3370	SOUTHEASTERN C U SCH DIST 337	2349	3060	79%	**	79%	79%	79%	79%	*	*	2349	3060	2349	3060	***	***	***	***
034-3380	CARTHAGE COMM UNIT SCH DIST #338	1680	71%	71%	71%	71%	71%	71%	71%	*	*	1680	71%	1680	71%	***	***	***	***
035-0010	HARDIN CO COMM UNIT DIST 1	2339	3037	91%	**	100%	100%	100%	100%	30	30	2369	3046	2369	3046	***	***	***	***
036-1150	UNION COMMUNITY UNIT SCH DIST 11	1858	5703	90%	65%	100%	100%	100%	100%	75	75	1933	5703	1933	5703	***	***	***	***
036-1200	SOUTHERN C U SCHOOL DIST 120	1700	4278	50%	50%	100%	100%	100%	100%	77	77	1907	4693	1907	4693	***	***	***	***
037-2240	GALVA COMM UNIT SCH DIST 224	1700	4278	50%	50%	100%	100%	100%	100%	88	88	1907	4693	1907	4693	***	***	***	***
037-2250	ALWOOD COMM UNIT SCH DIST 225	75	100%	75	100%	75	100%	75	100%	75	75	1936	3068	1936	3068	***	***	***	***

+ FIRST LINE IS THE COST OF THE POLICY, THE SECOND LINE IS THE PERCENT THAT IS BOARD PAID.

* COVERAGE IS PROVIDED AS PART OF ANOTHER LISTED POLICY.

** GROUP COVERAGE IS PROVIDED THROUGH THE DISTRICT, BUT THE DISTRICT DOES NOT PAY ANY OF THE POLICY PREMIUMS.

*** DISTRICT DOES NOT PAY 100% ON ALL PREMIUMS. THE DISTRICT'S PERCENT OF THE PREMIUM IS LISTED UNDER THE COST FOR EACH POLICY.

CITY-DIST	NAME OF DISTRICT	HOSPITAL- IZATION	LIFE	FAM- ILY	TEA- CHER	FAM- ILY	TEA- CHER	FAM- ILY	DISA- BILITY	FAM- ILY	TEA- CHER	FAM- ILY	PRE- SCRIPION	DENTAL	VISION	TEA- CHER	FAM- ILY	TEA- CHER	FAM- ILY	TOTAL FOR ITEMS 1-6	CAFETERIA PLAN	OTHER COST
037-2260	ANNAWAN COMM UNIT SCH DIST 226	2051 90%	4132 **	17 90%																2068 ***	4132 ***	
037-2270	CAMBRIDGE C U SCH DIST 227	2429 100%	20 100%	20 100%					121 100%											2570		
037-2300	WETHERSFIELD C U SCH DIST 230	2343 100%	2988 **	34 100%																2377 ***	2988 ***	
038-0030	DONOVAN COMM UNIT SCHOOL DIST 3	2224 100%	2224						*											2224		
039-1960	ELVERADO C U SCHOOL DIST 196	3339 100%	7166 **	106 **										229 100%	470 **					3674 ***	7636 ***	
043-1190	EAST DUBUQUE UNIT SCH DIST 119	1766 100%	45 100%						*					207 100%		*				2018		
043-1200	GALENA UNIT SCHOOL DIST 120	1908 73%	2767 73%	120 100%										203 73%	498 73%					2231 ***	3265 ***	
043-2050	WARREN COMM UNIT SCHOOL DIST 205	3439 100%	6015 70%	* 100%					*											3439 ***	6015 ***	
043-2060	STOCKTON C U SCHOOL DIST 206	2460 100%	2214 90%	27 100%																2487 ***	2214 ***	
043-2100	RIVER RIDGE C U SCH DIST 210	1790 100%	3185 **	110 100%					177 100%	315 **										2077 ***	3500 ***	
044-0010	GOREVILLE COMM UNIT DIST 1																				1810 35%	2748
046-0060	GRANT PARK C U SCHOOL DIST 6	1836 100%	4668 100%	87 100%					*											2096 ***	5401	
048-2080	R O W A COMM UNIT SCH DIST 208	2760 90%	7200 34%	55 90%					12 90%											2865 ***	7302 ***	
048-2170	ABINGDON C U SCHOOL DIST 217	2325 100%	3060 **	58 100%					*											2383 ***	3060 ***	
050-0020	COMMUNITY UNIT SCH DIST 2	1617 100%	2328 **	59 100%					147 100%	212 **										1823 ***	2540 ***	
050-0090	EARLVILLE COMM UNIT SCH DIST 9	2218 100%	6185 52%	34 100%					*											2506 ***	6690 ***	
052-2710	LEE CENTER C U SCHOOL DIST 271	2774 100%	4520 **	16 100%																2790 ***	4520 ***	
053-0050	WOODLAND C U S DIST 5	1922 100%	3630 51%																	1922 ***	3630 ***	
053-006J	TRI POINT C U SCH DIST 6-U	1930 100%	2687 **	90 100%					*											2020 ***	2687 ***	
054-0230	MT PULASKI COMM UNIT DIST 23																				2400 100%	3795 63%
055-0020	MAROA FORSYTH C U SCH DIST 2	1792 100%	3480 **	52 100%																1844 ***	3480 ***	

+ FIRST LINE IS THE COST OF THE POLICY, THE SECOND LINE IS THE PERCENT THAT IS BOARD PAID.
 * COVERAGE IS PROVIDED AS PART OF ANOTHER LISTED POLICY.
 ** GROUP COVERAGE IS PROVIDED THROUGH THE DISTRICT, BUT THE DISTRICT DOES NOT PAY ANY OF THE POLICY PREMIUMS.
 *** DISTRICT DOES NOT PAY 100% ON ALL PREMIUMS. THE DISTRICT'S PERCENT OF THE PREMIUM IS LISTED UNDER THE COST FOR EACH POLICY.

UNIT DISTRICTS WITH 500 - 999 ENROLLMENT

CITY-DIST	NAME OF DISTRICT	HOSPITAL-IZATION		LIFE		DISABILITY		PRE-SCRIPTIDN		DENTAL		VISION		TDAL FOR ITEMS 1-6		CAFETERIA		DTHR COST
		TEA-CHER	FAM-ILY	TEA-CHER	FAM-ILY	TEA-CHER	FAM-ILY	TEA-CHER	FAM-ILY	TEA-CHER	FAM-ILY	TEA-CHER	FAM-ILY	TEA-CHER	FAM-ILY	TEA-CHER	FAM-ILY	
055-0060	NIANTIC-HARRISTOWN C U S D 6	1986	3129											1986	3129			
		100%	**												***			
056-0030	GIRARD COMM UNIT SCHOOL DIST 3	1593		45	100%									1638				
		100%		100%										2568	332			
056-0050	MOJUNT OLIVE C U SCHOOL DIST 5	2568	332					*	100%			*	100%	256	1980			
		100%	**	77	100%									256	100%			
056-0080	BUNKER HILL C U SCHOOL DIST 8	1920	4908	90	100%			*	62%					2010	4908			
		62%	24%	100%										***	***			
058-5010	SANDOVAL C U SCHOOL DIST 501	2364	2760	36	100%			*	100%					2400	2760			
		100%	**	100%										3329	4864			
059-0050	HENRY-SENACHWINE CUSD 5	2985	4864	16	100%			*	100%					32	4272	1771		
		100%	28%	100%										32	100%			
059-0070	MIDLAND COMMUNITY UNIT DIST 7	4260	32	12	100%			*	100%					1825	2594			
		**	**	**										1825	2594			
062-1700	BUSHNELL PRAIRIE CITY CUS D 170	1825	2594	*	100%			*	50%					2348	3060			
		100%	50%	100%										2348	3060			
062-1800	COLCHESTER C U SCHOOL DIST 180	2348	3060	*	100%			*	100%					2472	4946			
		100%	**	100%										2472	4946			
064-0020	LERoy COMMUNITY UNIT SCH DIST 2	2472	4946					*	72%					2797	4289			
		72%	**											2797	4289			
064-0030	TRI VALLEY C U SCHOOL DISTRICT 3	2767	4289	30	100%									2685	5255			
		95%	**	100%										2685	5255			
064-0040	HEYWORTH C U SCH DIST 4	2410		50	74%									1840	3240			
		74%		74%										1840	3240			
064-0070	LEXINGTON C U SCH DIST 7	2260	5255	105	100%									2365	5255			
		100%	**	100%										2365	5255			
064-0190	RIDGEVIEW COMM UNIT SCH DIST 19	1800	3240	40	100%									1840	3240			
		100%	15%	100%										1840	3240			
066-2030	WESTMER COMM UNIT SCH DIST 203	2695	5823	33	95%									2728	5856			
		95%	45%	95%										2728	5856			
068-0020	PANHANDLE COMM UNIT SCH DIST 2	1956	2940											1956	2940			
		100%	**											1956	2940			
068-0220	NOKOMIS COMM UNIT SCH DIST 22	2099	2968	19	100%									2563	3673			
		100%	**	100%										2563	3673			
069-0270	TRIOPIA C U SCHOOL DISTRICT 27	2124		*	100%			*	100%					2124				
		100%		100%										2124				
071-2220	POLO COMM UNIT SCHOOL DIST 222	2708	3942	36	90%									2744	3942			
		90%	**	100%										2744	3942			
072-3090	BRIMFIELD C U SCHOOL DIST 309													***	***			

+ FIRST LINE IS THE COST OF THE POLICY, THE SECOND LINE IS THE PERCENT THAT IS BOARD PAID.
 * COVERAGE IS PROVIDED AS PART OF ANOTHER LISTED POLICY.
 ** GROUP COVERAGE IS PROVIDED THROUGH THE DISTRICT, BUT THE DISTRICT DOES NOT PAY ANY OF THE POLICY PREMIUMS.
 *** DISTRICT DOES NOT PAY 100% ON ALL PREMIUMS. THE DISTRICT'S PERCENT OF THE PREMIUM IS LISTED UNDER THE COST FOR EACH POLICY.

CTY-DIST	NAME OF DISTRICT	HOSPITALIZATION		LIFE		DISABILITY		PRESCRIPTION		DENTAL		VISION		TOTAL FOR ITEMS 1-6		CAFETERIA PLAN		OTHER COST	
		TEA-CHER ILY	FAM-CHER ILY	TEA-CHER ILY	FAM-CHER ILY	TEA-CHER ILY	FAM-CHER ILY	TEA-CHER ILY	FAM-CHER ILY	TEA-CHER ILY	FAM-CHER ILY	TEA-CHER ILY	FAM-CHER ILY	TEA-CHER ILY	FAM-CHER ILY	TEA-CHER ILY	FAM-CHER ILY	TEA-CHER ILY	FAM-CHER ILY
072-3220	ELMWOOD C U SCHOOL DISTRICT 322	1944	2592	76										2020	2592				
		80%	80%	100%										***	***				
072-3250	PEORIA HIGHTS C U SCH DIST 325	2442	5064	16				178	356					2636	5420				
		100%	50%	100%				100%	50%					***	***				
072-3260	PRINCEVILLE C U SCH DIST 326	1910	2628	75										1985	2628				
		100%	100%	100%										1984					
074-0390	ATWOOD HAMMOND C U SCH DIST 39	1984																	
		100%																	
074-1000	CERRO GORDO C U SCHOOL DIST 100	2541	3914	38										2579	3914				
		100%	**	**										***	***				
075-0040	GRIGGSVILLE-PERRY C U SCH DIST 4	2325	3060	23										2348	3060				
		100%	**	100%										***	***				
076-0010	POPE CO COMM UNIT DIST 1	1910	3834	117				174	160					2201	3994				
		100%	**	100%				100%	**					***	***				
077-1000	CENTURY COMM UNIT SCH DIST 100	1320		58										1378					
		100%		100%															
080-0020	WEST RICHLAND C U SCH DISTRICT 2			30										30					
				100%															
082-0090	LEBANON COMM UNIT SCH DIST 9																		
082-0400	MARISSA C U SCH DIST 40																		
082-0600	NEW ATHENS C U SCHOOL DIST 60	2400	5160	*				*	*					2400	5160				
		55%	26%	100%				55%	26%					***	***				
084-0010	TRI CITY COMM UNIT SCH DIST 1	1945		*				*	*					1945					
		91%		91%				91%						***	***				
084-0110	PAWNEE COMM UNIT SCHOOL DIST 11	2275	2965	33	15			233	565					2541	3545				
		64%	**	100%	**			**	**					***	***				
084-0160	COMMUNITY UNIT SCHOOL DIST 16	2067	2643	30				248	699					2345	3342				
		100%	**	100%				**	**					***	***				
086-0010	WINCHESTER C U SCH DIST 1	2201	3441	75										2276	3441				
		100%	**	100%										***	***				
087-0010	WINDSOR COMM UNIT SCH DIST 1	1802	2005	17										1819	2005				
		3%	**	**										***	***				
087-005A	STEWARTSON-STRASBURG CU DIST 5A																		
088-1000	STARK COUNTY C U SCH DIST 100	2162												2162					
		95%												***	***				
089-2000	PEARL CITY C U SCH DIST 200	2100	3432	83				*						2183	3432				
		100%	**	100%				100%						***	***				
089-2030	ORANGEVILLE C U SCHOOL DIST 203	2342	3508	105				*						2447	3508				
		75%	**	**				75%						***	***				

+ FIRST LINE IS THE COST OF THE POLICY. THE SECOND LINE IS THE PERCENT THAT IS BOARD PAID.
 * COVERAGE IS PROVIDED AS PART OF ANOTHER LISTED POLICY.
 ** GROUP COVERAGE IS PROVIDED THROUGH THE DISTRICT, BUT THE DISTRICT DOES NOT PAY ANY OF THE POLICY PREMIUMS.
 *** DISTRICT DOES NOT PAY 100% ON ALL PREMIUMS. THE DISTRICT'S PERCENT OF THE PREMIUM IS LISTED UNDER THE COST FOR EACH POLICY.

UNIT DISTRICTS WITH 500 - 999 ENROLLMENT

CTY-DIST	NAME OF DISTRICT	HOSPITAL- IZATION	LIFE	DISA- BILITY	PRE- SCRIPTION	DENTAL	VISION	TOTAL FOR ITEMS 1-6	CAFETERIA PLAN	OTHER CDST
090-7010	DEER CREEK-MACKINAW CUSD 701	TEA- CHER	FAM- ILY	FAM- ILY	TEA- CHER	FAM- ILY	TEA- CHER	FAM- ILY	TEA- CHER	FAM- ILY
		1799	3148	25	*			1824	3148	
		90%	**	100%	90%			***	***	
090-7020	TREMONT COMM UNIT DIST 702	2100	5700					2100	5700	
		100%	85%					***	***	
090-7030	DELAVAN COMM UNIT DIST 703	2328	3120	22				2350	3120	
		90%	**	100%				***	***	
091-0170	COBDEN SCH UNIT DIST 17	2799	3563	30				2829	3563	
		43%	**	100%				***	***	
091-0840	SHAWNEE C U SCH DIST 84								2784	4170
										39%

092-0010	BISMARCK C U SCHDOL DIST 1	2280	2784	55	*			2335	2784	
		100%	52%	100%	100%			***	***	
092-0050	CATLIN C U SCH DIST 5	2230	3408	50				2280	3408	
		100%	**	100%				***	***	
092-0120	JAMAICA C U SCHOOL DIST 12	2520	2784	*	*			2520	2784	
		100%	**	100%	100%			***	***	
095-0100	WEST WASHINGTON CO C U DIST 10	2364	2760	36				2400	2760	
		100%	10%	100%				***	***	
096-1000	WAYNE CITY C U SCHOOL DIST 100			73				266	529	1898
				**	**			***	***	100%
								***	***	41%

097-0030	NORRIS CITY-OMAHA-ENFIELD CUSD 3	1750	2152	75				2001	2343	
		100%	**	100%	100%			***	***	
098-0010	ERIE COMM UNIT SCH DIST 1			90				90		
				100%						
099-200U	BEECHER C U SCH DIST 200U	1871	3343					1871	3343	
		100%	**					***	***	
101-3200	SOUTH BELOIT C U SCH DIST 320									
101-3210	PECATONICA C U SCH DIST 321	1968	2952	46				2206	3240	
		100%	65%	100%	100%			***	***	
101-3220	DURAND C U SCH DIST 322									
										3163
										93%
102-0210	LOWPOINT-WASHBURN C U S DIST 21	2415	6625	29	9	*		2444	6634	
		100%	36%	100%	100%	100%		***	***	
102-0600	ROANOKE BENSON C U S DIST 60	2057		33				2309	546	
		100%		100%				***	***	
102-3750	EL PASO C U DISTRICT 375	2672	3937	30	*			2873	4359	
		95%	**	95%	95%			***	***	

+ FIRST LINE IS THE COST OF THE POLICY, THE SECOND LINE IS THE PERCENT THAT IS BOARD PAID.

* COVERAGE IS PROVIDED AS PART OF ANOTHER LISTED POLICY.

** GROUP COVERAGE IS PROVIDED THROUGH THE DISTRICT, BUT THE DISTRICT DOES NOT PAY ANY OF THE POLICY PREMIUMS.

*** DISTRICT DOES NOT PAY 100% ON ALL PREMIUMS. THE DISTRICT'S PERCENT OF THE PREMIUM IS LISTED UNDER THE COST FOR EACH POLICY.

CTY-DIST	NAME OF OISTRIC	HOSPITAL-IZATION		LIFE		DISA-BILITY		PRE-SCRIPTION		DENTAL		VISION		TOTAL FOR ITEMS 1-6		CAFETERIA PLAN		OTHER COST		
		TEA-CHER	FAM-ILY	TEA-CHER	FAM-ILY	TEA-CHER	FAM-ILY	TEA-CHER	FAM-ILY	TEA-CHER	FAM-ILY	TEA-CHER	FAM-ILY	TEA-CHER	FAM-ILY	TEA-CHER	FAM-ILY	TEA-CHER	FAM-ILY	TEA-CHER
001-0030	CAMP POINT C U SCHOOL OIST 3	1863	2994	20	333	508								2216	3502					
		100%	**	100%	100%	**								***	***					
003-0020	BONO CO C U SCHOOL OIST 2	2144		36	*									2180						
		100%		100%	100%															
004-2000	NORTH BOONE C U OIST 200	2709	3821	*	*	177	*							2873	3998					
		100%	**	100%	100%		**	100%						***	***					
006-3400	BUREAU VALLEY CUSO 340	1972	4217	67	*	192	36	72						2267	4481					
		97%	**	100%	97%		**	**						***	***					
009-0150	BEARSTOWN C U SCH OIST 15	1200												1200						
		80%												***	***					

010-0030	MAHOMET-SEYMOUR C U SCH OIST 3																			
010-0070	TOLONO C U SCHOOL OIST 7	2100	2700											2100	2700					
		100%	**											***	***					
011-0080	PANA COMM UNIT SCHOOL OIST 8			36										36						
				100%										100%						
012-002C	MARSHALL C U SCHOOL OIST 2C	2102		73										2175						
		100%		**										***						
012-004C	CASEY-WESTFIELD C U SCH OIST 4C	1748	2782	63	*									1811	2782					
		82%	**	100%	82%									***	***					

013-0350	FLORA COMM UNIT SCH OIST 35	2400	2760		*		*							2400	2760					
		62%	19%		62%	19%								***	***					
014-0010	CARLYLE C U SCHOOL DISTRICT 1	2329	2705	121										2663						
		100%	**	100%										***	***					
014-0030	WESCLIN C U SCHOOL DISTRICT 3																			
016-4010	ELMWOOD PARK C U SCH DIST 401	5675	16674	138										6439	18483					
		90%	60%	100%										***	***					
017-0020	ROBINSON C U SCHOOL OIST 2	2514	3367	27	12									2541	3379					
		100%	53%	100%	**									***	***					

018-0770	CUMBERLANO C U SCHOOL DIST 77	2280	3466	144	37									2424	3503					
		65%	**	100%	**									***	***					
019-4240	GENOA KINGSTON C U S OIST 424	2682	3998	*										2955	4375					
		80%	**	100%										***	***					
019-4270	SYCAMORE C U SCHOOL OIST 427				57									57						
					**									***						
019-4300	SANOWICH C U SCHOOL OIST 430	2344		28	6									2550	491					
		100%		100%	100%									***	***					
020-0150	CLINTON C U SCHOOL DIST 15	2730	2730	39										2986	3170					
		100%	**	100%										***	***					

020-0180	BLUE RIDGE COMM UNIT SCH OIST 18	2124	6120	97										2221	6120					
		99%	**	100%										***	***					

+ FIRST LINE IS THE COST OF THE POLICY, THE SECOND LINE IS THE PERCENT THAT IS BOARO PAID.

* COVERAGE IS PROVIDED AS PART OF ANOTHER LISTED POLICY.

** GROUP COVERAGE IS PROVIDED THROUGH THE OISTRIC, BUT THE OISTRIC DOES NOT PAY ANY OF THE POLICY PREMIUMS.

*** OISTRIC DOES NOT PAY 100% ON ALL PREMIUMS. THE OISTRIC'S PERCENT OF THE PREMIUM IS LISTED UNDER THE COST FOR EACH POLICY.

245

UNIT OISTRICTS WITH 1000 - 2999 ENROLLMENT

CTY-DIST	NAME OF OISTRIC	HOSPITAL-IZATION		LIFE		DISA-BILITY		PRE-SCRIPTION		DENTAL		VISION		TOTAL FOR ITEMS 1-6		CAFETERIA PLAN		OTHER COST		
		TEA-CHER	FAM-ILY	TEA-CHER	FAM-ILY	TEA-CHER	FAM-ILY	TEA-CHER	FAM-ILY	TEA-CHER	FAM-ILY	TEA-CHER	FAM-ILY	TEA-CHER	FAM-ILY	TEA-CHER	FAM-ILY	TEA-CHER	FAM-ILY	TEA-CHER
021-3010	TUSCOLA C U SCHOOL OIST 301	2364	2760	36				*		*				2400	2760					
		100%	**	100%				100%		100%				***	***					
022-2010	WESTMONT C U SCHOOL OIST 201	2419	6478	*		177				180	470			2776	6948					
		80%	68%	100%		100%				60%	38%			***	***					
022-2020	LISLE C U SCH OIST 202	2263	3717	114	79			*		246	441	128	175	2751	4412					
		96%	95%	85%	85%			96%	95%	85%	85%	85%	85%	***	***					
023-0950	PARIS-UNION SCHOOL OIST 95	2318	2600	16				*						2334	2600					
		90%	**	90%				90%				90%		***	***					
024-0010	EOWAROS COUNTY C U SCH OIST 1	2640	2693	*				*						2640	2693					
		100%	**	100%				100%						***	***					
025-0500	TEUTOPOLIS C U SCHOOL OIST 50	1813	4634	64										1877	4634					
		50%	20%	**				*		*		74	103	***	***					
026-2030	VANOALIA C U SCH OIST 203	2292	2664	*				73%		73%		**	**	***	***					
		73%	**	73%										2139	3648					
027-0050	GIBSON CITY-MELVIN-SIBLEY CUSO 5	2123	3645	16	3									***	***					
		96%	**	**	**					355	835	*		***	***					
027-0100	PAXTON-BUCKLEY-LOOA CU OIST 10	2268	4776	100				*		**	**	100%		2723	5611					
		100%	40%	**				100%		**	**	100%		***	***					
028-1680	FRANKFORT COMM UNIT SCH OIST 168	2364	2760	36				*		*	*	*		2400	2760					
		75%	75%	75%				75%	75%	75%	75%	75%		***	***					
029-0660	CANTON UNION SCHOOL OIST 66	2112	2321	36	24									2148	2345					
		86%	**	100%	**									***	***					
030-0070	GALLATIN C U SCHOOL OISTRIC 7	2325	3369	25				*						2350	3369					
		100%	100%	100%				100%												
031-0030	NORTH GREENE UNIT SCHOOL OIST 3																			
032-0010	COAL CITY C U SCHOOL OISTRIC 1	2949	5196	42						225	479	48	82	3264	5757					
		85%	75%	100%				85%	75%	85%	75%	85%	75%	***	***					
033-0100	HAMILTON CO C U SCHOOL OIST 10	2109	2994	50				78	111			56	79	2293	3184					
		75%	**	100%				75%	**			75%	**	***	***					
037-2230	ORION COMM UNIT SCHOOL OIST 223	1870	2916	174										2044	2916					
		100%	21%	100%										***	***					
037-2290	KEWANEE COMM UNIT SCH OIST 229	1804	5048	31										1835	5048					
		100%	**	100%										***	***					
038-0040	CENTRAL COMM UNIT SCHOOL OIST 4	2364	5124	72	72			*		*	*	52	128	2488	5324					
		100%	50%	100%	100%			100%	50%	100%	50%	100%	100%	***	***					
038-0090	IROQUOIS CO C U SCHOOL OIST 9	2051	2909	75				*		*	*	2126	2909	***	***					
		100%	**	100%				100%				2268	2967	***	***					
038-0100	IROQUOIS WEST C U S OIST 10	2268	2967	**										***	***					
		82%	**											5077	2076					
039-1760	TRICO COMM UNIT SCH OISTRIC 176	4699						378						***	***					
		**						**						100%	100%					

+ FIRST LINE IS THE COST OF THE POLICY, THE SECOND LINE IS THE PERCENT THAT IS BOARO PAID.

* COVERAGE IS PROVIDED AS PART OF ANOTHER LISTED POLICY.

** GROUP COVERAGE IS PROVIDED THROUGH THE DISTRICT, BUT THE OISTRIC DOES NOT PAY ANY OF THE POLICY PREMIUMS.

*** DISTRICT DOES NOT PAY 100% ON ALL PREMIUMS. THE DISTRICT'S PERCENT OF THE PREMIUM IS LISTED UNDER THE COST FOR EACH POLICY.

CTY-DIST	NAME OF DISTRICT	HOSPITAL- IZATION	LIFE	FAM- ILY	TEA- CHER	FAM- ILY	TEA- CHER	FAM- ILY	TEA- CHER	PRE- SCRIPTION	DENTAL	VISION	TOTAL FOR ITEMS 1-6	CAFETERIA PLAN	OTHER COST
039-1860	MURPHYSBORO C U SCH DIST 186	2092	336	21									2113	336	***
		100%	**	100%									2303	5450	***
040-0010	JASPER COUNTY COMM UNIT DIST 1	2270	5450	33									2870	4582	***
		53%	22%	100%									2395	3360	***
045-3010	CENTRAL COMM UNIT SCH DIST 301	2552	3965	32									2538	3696	***
		100%	75%	100%									2455	2760	***
045-3020	KANELAND C U SCHOOL DIST 302	2362	3360	33									1770	2814	***
		100%	100%	100%									3024	8527	***
046-0010	MOMENCE COMM UNIT SCH DIST 1	2388	3696	150									3984	8534	***
		100%	**	100%									2922	4955	***
046-0020	HERSCHER COMM UNIT SCH DIST 2	2364	2760	91									2881	2760	***
		100%	**	100%									2738	6240	***
046-0050	MANTEND COMM UNIT SCH DIST 5	1740	2784	30									1842	3282	***
		100%	38%	100%									2564	4038	***
047-0880	PLANO COMM UNIT SCHOOL DIST 88	2755	7920	67									2509	3432	***
		85%	30%	100%									2260	3373	***
047-1150	YORKVILLE COMM UNIT SCH DIST 115	2736	7622	100									2185	3374	***
		100%	60%	100%									***	4900	***
048-2020	KNOXVILLE C U SCHOOL DIST 202	2872	4955	50									2644	4900	***
		89%	**	100%									2237	5271	***
051-0100	RED HILL C U SCHOOL DIST 10	2845	2760	36									197	555	*
		99%	15%	100%									**	**	90%
051-0200	LAWRENCE CO C U DISTRICT 20	2738	6240										1842	3282	***
		100%	50%										2564	4038	***
052-2720	AMBOY COMM UNIT SCHOOL DIST 272	2520	2419	33									2509	3432	***
		100%	**	100%									2260	3373	***
053-0080	PRAIRIE CENTRAL C U SCHOOL DIST	2346											2185	3374	***
		100%											***	4900	***
055-0010	ARGENTA-OREANA COMM UNIT SCH D 1	1749	3254	93									2644	4900	***
		100%	25%	100%									2237	5271	***
055-0030	MT ZION COMM UNIT SCH DIST 3	2528	4027	36									197	555	*
		100%	4%	100%									**	**	90%
055-0110	WARRENSBURG-LATHAM C U DIST 11	2499	3411	10									2564	4038	***
		100%	**	100%									2509	3432	***
055-0150	MERIDIAN COMM UNIT SCH DIST 15	2236	3373	24									2260	3373	***
		100%	**	100%									2185	3374	***
056-0010	CARLINVILLE C U SCHOOL DIST 1	2155	3356	30									***	4900	***
		91%	**	100%									2644	4900	***
056-0040	VIRDEN COMM UNIT SCHDDL DIST 4	2628	4900	16									2237	5271	***
		100%	**	100%									197	555	*
056-0060	STAUNTON COMM UNIT SCH DIST 6	2040	4716										**	**	90%
		90%	**										2564	4038	***

* FIRST LINE IS THE COST OF THE POLICY, THE SECOND LINE IS THE PERCENT THAT IS BOARD PAID.

** COVERAGE IS PROVIDED AS PART OF ANOTHER LISTED POLICY.

*** GROUP COVERAGE IS PROVIDED THROUGH THE DISTRICT, BUT THE DISTRICT DOES NOT PAY ANY OF THE POLICY PREMIUMS.

*** DISTRICT DOES NOT PAY 100% ON ALL PREMIUMS. THE DISTRICT'S PERCENT OF THE PREMIUM IS LISTED UNDER THE COST FOR EACH POLICY.

UNIT DISTRICTS WITH 1000 - 2999 ENROLLMENT

CTY-DIST	NAME OF DISTRICT	HOSPITAL-IZATION		LIFE		DISABILITY		PRESCRIPTION		DENTAL		VISION		TOTAL FOR ITEMS 1-6		CAFETERIA PLAN		OTHER COST					
		TEA-CHER	FAM-ILY	TEA-CHER	FAM-ILY	TEA-CHER	FAM-ILY	TEA-CHER	FAM-ILY	TEA-CHER	FAM-ILY	TEA-CHER	FAM-ILY	TEA-CHER	FAM-ILY	TEA-CHER	FAM-ILY	TEA-CHER	FAM-ILY	TEA-CHER	FAM-ILY		
056-0070	GILLESPIE COMM UNIT SCH DIST 7	2347	3297	12										2359	3297								
		75%	51%	**										***	***								
056-0090	SOUTHWESTERN C U SCH DIST 9	2303	3468	18		64	104							2385	3572								
		100%	**	100%		100%	**							***	***								
057-0010	ROXANA COMM UNIT SCHOOL DIST 1	1792	3426					178	377					1970	3803								
		100%	22%					100%	22%					***	***								
057-0050	HIGHLAND COMM UNIT SCH DIST 5	2364	2760	100				*	*			51	127	2515	2887								
		75%	75%	100%				75%	75%			**	**	***	***								
057-0080	BETHALTO C U SCHOOL DIST 8																						
																					2380	6286	
																					80%	45%	
057-0120	MADISON COMM UNIT SCH DIST 12	2304	4848	36	36			*	*	60	120			2400	5004								
		98%	98%	**	**			98%	98%	**	**			***	***								
060-1260	HAVANA COMM UNIT SCHOOL DIST 126	2784								163				2947									
		100%								100%													
060-1890	ILLINI CENTRAL C U SCH DIST 189	2690	4744	21				*		238	489			2949	5233								
		82%	**	100%				82%	**	**	**			***	***								
060-1910	MIDWEST CENTRAL CUSD 191	2930	3214	33				*		221	476			3184	3690								
		90%	**	100%				90%	**	90%	**			***	***								
061-0010	MASSAC UNIT DISTRICT #1	2400	5160	240						240				2880	5160								
		72%	43%	100%						100%				***	***								
062-1850	MACOMB COMM UNIT SCH DIST 185	1717	3734	126				*						1843	3734								
		100%	50%	100%				100%	50%					***	***								
063-0120	JOHNSBURG C U SCHOOL DIST 12	3287	5147	108				*		284	612			3800	5769								
		100%	**	100%				100%	**	100%	**			***	***								
063-0500	HARVARD C U SCHOOL DIST 50	2509	3438	100				*						2609	3438								
		100%	93%	100%				100%	93%					***	***								
063-1580	HUNTLEY CONS SCHOOL DIST 158	2400	2640	138				*		151				2689	2640								
		100%	**	100%				100%	**	100%				***	***								
064-0160	OLYMPIA C U SCHOOL DIST 16	2100	2940											2100	2940								
		100%	**											***	***								
065-2020	PORTA COMM UNIT SCHOOL DIST 202	2180	3458	34	18					206	441			2420	3917								
		95%	**	100%	**					100%	**			***	***								
065-2130	ATHENS COMM UNIT SCH DIST 213	2179	5863					*						2179	5863								
		96%	36%					96%	36%					***	***								
066-2010	ALEDO COMM UNIT SCH DIST 201	2617	5642	50				*						2667	5642								
		98%	**	100%				98%						***	***								
067-0040	COLUMBIA COMM UNIT SCH DIST 4																						
067-0050	WATERLOO COMM UNIT SCH DIST 5																						
068-0030	HILLSBORO COMM UNIT SCH DIST 3	2535	4467	31						166	389			2732	4856								
		100%	**	100%						100%	**			***	***								

+ FIRST LINE IS THE COST OF THE POLICY, THE SECOND LINE IS THE PERCENT THAT IS BOARD PAID.

* COVERAGE IS PROVIDED AS PART OF ANOTHER LISTED POLICY.

** GROUP COVERAGE IS PROVIDED THROUGH THE DISTRICT, BUT THE DISTRICT DOES NOT PAY ANY OF THE POLICY PREMIUMS.

*** DISTRICT DOES NOT PAY 100% ON ALL PREMIUMS. THE DISTRICT'S PERCENT OF THE PREMIUM IS LISTED UNDER THE COST FOR EACH POLICY.

CTY-DIST	NAME OF DISTRICT	HOSPITAL-IZATION		LIFE		DISABILITY		PRESCRIPTION		DENTAL		VISION		TOTAL FOR ITEMS 1-6		CAFETERIA PLAN		OTHER COST	
		TEA-CHER ILY	FAM-ILY ILY	TEA-CHER ILY	FAM-ILY ILY	TEA-CHER ILY	FAM-ILY ILY	TEA-CHER ILY	FAM-ILY ILY	TEA-CHER ILY	FAM-ILY ILY	TEA-CHER ILY	FAM-ILY ILY	TEA-CHER ILY	FAM-ILY ILY	TEA-CHER ILY	FAM-ILY ILY	TEA-CHER ILY	FAM-ILY ILY
068-0120	LITCHFIELD C U SCHOOL DIST 12	2152	3616	45										2197	3616				
		100%	**	100%				100%	*						***				
070-3000	SULLIVAN C U SCHOOL OIST 300	2400	2760						*					2400	2760				
		72%	**					72%	*					***	***				
071-2200	OREGON C U SCHOOL DIST-220	1897	3082	27		6			*		332		2096	3414					
		100%	**	100%		100%		100%	*		**		***	***	***				
071-2210	FORRESTVILLE VALLEY C U S D 221	2229	2649						*				2229	2649					
		80%	**						*				***	***	***				
071-2230	MERIDIAN C U SCH DIST 223	2170			*				*		422		2405	422					
		100%		100%				100%	*		**		***	***	***				
071-2260	BYRON COMM UNIT SCHOOL DIST 226	1993	3346	67	67				*		290		2263	3703					
		100%	59%	100%	100%			100%	59%	100%	59%		***	***	***				
072-2850	FARMINGTON CENTRAL C U S O 265	2326	3060	23	34				*		*		2349	3094					
		60%	45%	100%	**			60%	45%	60%	45%		***	***	***				
072-3210	IL VALLEY CENTRAL UNIT DIST 321	2520	3180	154					*				2866	3469					
		100%	50%	100%				100%		100%	**		***	***	***				
072-3230	DUNLAP C U SCHOOL DIST 323	2328	5448						*				2328	5448					
		86%	53%						*				***	***	***				
072-3270	ILLINI BLUFFS CU SCH DIST 327	2513	3549	72					*		*		2585	3549					
		100%	80%	100%				100%	80%	100%	80%		***	***	***				
073-3000	DU QUAIN C U SCHOOL DISTRICT 300	1875	3120	31					*		554		2224	3674					
		100%	**	100%				100%	*		**		***	***	***				
074-0250	MONTICELLO C U SCHOOL DIST 25	1968	3264	122					*		468		2348	3978					
		100%	**	100%				100%	*		**		***	***	***				
075-0100	PIKELAND C U SCH DIST 10	2321	3055	23	1				*				2344	3056					
		100%	**	100%	**			100%	*				***	***	***				
077-1010	MERIDIAN C U SCH DISTRICT 101	2185	3760						*		131		2358	3891					
		92%	**					92%	*		*		***	***	***				
078-5350	PUTNAM CO C U SCHOOL OIST 535	3258	5176						*		207		3465	5383					
		60%	60%					60%	60%	60%	60%		***	***	***				
079-1320	RED BUD C U SCHOOL DIST 132	2513	4432	*					*				2513	4432					
		95%	**	95%				95%	*				***	***	***				
079-1390	CHESTER COMM UNIT SCH OIST 139	2446	4107	30					*		537		2728	4644		900			
		100%	**	100%				100%	*		**		***	***	100%				
079-1400	SPARTA C U SCHOOL DIST 140	2506	3015	19	12	*	*	*	*				2525	3027					
		78%	78%	**	**	78%	78%	78%	*				***	***	***				
080-0010	EAST RICHLAND C U SCH DIST 1			223					*				223			2448	5544		
				100%				100%	*				***	***	***	64%	28%		
081-1000	RIVERDALE C U SCHOOL OIST 100	1944	3000	93					*				2037	3000					
		100%	75%	100%				100%	*				***	***	***				
081-2000	SHERRARD COMM UNIT SCH OIST 200	1997	2814	39					*				34	53		2070	2867		
		100%	**	100%				100%	*				100%	**		***	***		

+ FIRST LINE IS THE COST OF THE POLICY, THE SECOND LINE IS THE PERCENT THAT IS BOARO PAID.

* COVERAGE IS PROVIDED AS PART OF ANOTHER LISTED POLICY.

** GROUP COVERAGE IS PROVIDED THROUGH THE DISTRICT, BUT THE OISTRIC DOES NOT PAY ANY OF THE POLICY PREMIUMS.

*** DISTRICT DOES NOT PAY 100% ON ALL PREMIUMS. THE DISTRICT'S PERCENT OF THE PREMIUM IS LISTED UNDER THE COST FOR EACH POLICY.

UNIT DISTRICTS WITH 1000 - 2999 ENROLLMENT

CTY-DIST	NAME OF DISTRICT	HOSPITAL-IZATION		LIFE		DISA-BILITY		PRE-SCRIPTION		DENTAL		VISION		TOTAL FOR ITEMS 1-6		CAFETERIA PLAN		OTHER COST	
		TEA-CHER	FAM-ILY	TEA-CHER	FAM-ILY	TEA-CHER	FAM-ILY	TEA-CHER	FAM-ILY	TEA-CHER	FAM-ILY	TEA-CHER	FAM-ILY	TEA-CHER	FAM-ILY	TEA-CHER	FAM-ILY	TEA-CHER	FAM-ILY
081-3000	ROCKRIDGE C U SCHOOL DIST 300	2187	3300	93										2280	3300				
		86%	**	100%										***	***				
082-1960	DUPO COMM UNIT SCH DISTRICT 196	2364	5124	36	36			*	*	*	51	127		2451	5287				
		100%	69%	100%	100%			100%	69%	69%	**	**		***	***				
083-0030	HARRISBURG C U SCHOOL DIST 3	2520	3560	28										2548	3560	720			
		100%	**	100%										***	***	100%			
083-0040	ELDORADO COMM UNIT DISTRICT 4	2767	4157	30										2797	4157				
		88%	**	100%										***	***				
084-003A	ROCHESTER COMM UNIT SCH DIST 3A	2222	3892	69	15	201	466	36	84	4442				2543	4442				
		97%	**	97%	97%	**	**	**	**	**	**	**	**	***	***				
084-0080	PLEASANT PLAINS C U SCHOOL DIST	2114	5319	150										2264	5319				
		70%	28%	100%										***	***				
084-0100	AUBURN COMM UNIT SCHOOL DIST 10	1805	2837	30				*						1835	2837				
		100%	8%	100%				100%	8%					***	***				
084-0140	RIVERTON C U SCHOOL DIST 14	1900	3333	43	24									1943	3357				
		80%	**	80%	**									***	***				
084-0150	WILLIAMSVILLE C U SCHOOL DIST 15			30	12									30	12	2455	3685		
				100%	**									***	***	80%			
085-0010	SCHUYLER CO C U SCH DIST 1	2325	3060	23				*						2348	3060				
		100%	**	100%				100%						***	***				
087-0040	SHELBYVILLE C U SCHOOL DIST 4															2069	3125		
																64%			
087-0210	CENTRAL A & M C U DIST #21	2460	3981											2460	3981				
		100%	**											***	***				
089-2010	DAKOTA COMM UNIT SCH DIST 201	2040	3300	78				*						2118	3300				
		88%	**	100%				88%						***	***				
089-2020	LENA WINSLOW C U SCH DIST 202															2040	1980		
																100%			
090-7090	MORTON C U SCHOOL DISTRICT 709	2010	5674	156										2166	5674				
		100%	100%	100%										***	***				
092-0020	WESTVILLE C U SCHOOL DIST 2	2472	4284	67	18					224	280			2763	4582				
		100%	17%	100%	**					100%	17%			***	***				
092-0040	GEORGETOWN-RIDGE FARM C U D 4	2256	5616	50	50									2306	5666				
		78%	89%	100%	100%									***	***				
092-0110	HOOPESTON AREA C U SCH DIST 11	2280	2880	30										2310	2880				
		100%	**	100%										***	***				
092-0760	COMMUNITY UNIT SCHOOL DIST #76	1980	3360	30	9			*						2010	3369				
		100%	**	100%	100%			100%						***	***				
093-3480	WABASH C U SCH DIST 348	1919	5324	73	34			*		189	479	*		2215	5803				
		100%	36%	100%	100%			100%	36%	**	**	100%	36%	***	***				
094-0380	MONMOUTH UNIT SCH DIST 38	1873	1948	15	*			*						1888	1948				
		100%	18%	100%	18%			100%						***	***				

+ FIRST LINE IS THE COST OF THE POLICY, THE SECOND LINE IS THE PERCENT THAT IS BOARD PAID.

** COVERAGE IS PROVIDED AS PART OF ANOTHER LISTED POLICY.

*** GROUP COVERAGE IS PROVIDED THROUGH THE DISTRICT, BUT THE DISTRICT DOES NOT PAY ANY OF THE POLICY PREMIUMS.

*** DISTRICT DOES NOT PAY 100% ON ALL PREMIUMS. THE DISTRICT'S PERCENT OF THE PREMIUM IS LISTED UNDER THE COST FOR EACH POLICY.

CTY-DIST	NAME DF DISTRICT	HOSPITAL-IZATION		LIFE		DISA-BILITY		PRE-SCRIPTION		DENTAL		VISION		TOTAL FOR ITEMS 1-6		CAFETERIA PLAN		OTHER CDST		
		TEA-CHER	FAM-ILY	TEA-CHER	FAM-ILY	TEA-CHER	FAM-ILY	TEA-CHER	FAM-ILY	TEA-CHER	FAM-ILY	TEA-CHER	FAM-ILY	TEA-CHER	FAM-ILY	TEA-CHER	FAM-ILY	TEA-CHER	FAM-ILY	TEA-CHER
097-0050	CARMI-WHITE COUNTY C U S DIST 5	2364	2760	36									97	232	2497	2992				
		100%	**	100%									**	**	***	***				
098-0020	RIVER BEND COMM UNIT DIST 2	2274	2285	33											2307	2285				
		100%	20%	100%											***	***				
098-0030	PROPHETSTOWN-LYNDON-TAMPICO CUSD	1952	3135	16	15										1968	3150				
		100%	14%	100%	14%										***	***				
098-0060	MORRISON COMM UNIT SCH DIST 6																			
099-207U	PEDTONE C U SCH DIST 207U	1951		55									*		2006					2106 3431
		100%		100%									100%		100%					100%

099-209U	WILMINGTON C U SCH DIST 209U	2192	3550	16									247	818	2455	4368				
		79%	78%	100%									**	**	***	***				
099-255U	REED CUSTER C U SCH DIST 255U	2301	2808	27									408	516	3044	3744				
		100%	96%	100%									100%	96%	***	***				
100-0010	JOHNSTON CITY C U SCH DIST 1	2706	3731	40									*	87	2833	3945				
		100%	50%	100%									100%	50%	***	***				
100-0040	HERRIN C U SCH DIST 4	2364	2760	36											2497	2896				
		71%	33%	100%									71%	**	***	***				
100-0050	CARTERVILLE C U SCH DIST 5	2250	4294	18										202	2470	4694				
		100%	**	100%									100%	**	***	***				

UNIT DISTRICTS WITH 3000 - 5999 ENROLLMENT																					
101-3230	WINNEBAGO C U SCH DIST 323	2124	2748	30																	
		100%	**	100%									*	212%	2154	2748					
102-0060	FIELDCREST CUSD #6	2529	6647	60											2589	6647					
		100%	56%	100%											***	***					
102-1400	EUREKA C U DIST 140	2547	4075	40	26										2587	4101					
		80%	80%	100%	**										***	***					

UNIT DISTRICTS WITH 6000 - 9999 ENROLLMENT																					
004-1000	BELVIDERE C U SCH DIST 100	2067	3173	254																	
		100%	34%	100%									*	290	2611	3672					
010-1160	URBANA SCHOOL DIST 116	1940	2768	58	15										2175	3401					
		98%	**	**	**										***	***					
011-0030	TAYLORVILLE C U SCH DIST 3	2364	2760	36											2497	2896					
		96%	95%	100%											***	***					
015-0010	CHARLESTON C U SCHOOL DIST 1	3274		30											3304						
		100%		100%											***	***					
015-0020	MATTOON C U SCHDDL DIST 2	2364	2760	49											2464	2887					
		96%	**	96%											***	***					

019-4280 DEKALB COMM UNIT SCH DIST 428 3273 4291 100% 24%

025-0400 EFFINGHAM COMM UNIT SCH DIST 40 2058 3866 36 92% 55% 100%

2094 3866 ***

+ FIRST LINE IS THE COST OF THE POLICY, THE SECOND LINE IS THE PERCENT THAT IS BOARD PAID.
 * COVERAGE IS PROVIDED AS PART OF ANOTHER LISTED POLICY.
 ** GROUP COVERAGE IS PROVIDED THROUGH THE DISTRICT, BUT THE DISTRICT DOES NOT PAY ANY OF THE POLICY PREMIUMS.
 *** DISTRICT DOES NOT PAY 100% ON ALL PREMIUMS. THE DISTRICT'S PERCENT OF THE PREMIUM IS LISTED UNDER THE COST FOR EACH POLICY.

UNIT DISTRICTS WITH 3000 - 5999 ENROLLMENT

CTY-DIST	NAME OF DISTRICT	HOSPITAL-IZATION		LIFE		DISABILITY		PRESCRIPTION		DENTAL		VISION		TOTAL FOR ITEMS 1-6		CAFETERIA PLAN		OTHER COST		
		TEA-CHER	FAM-ILY	TEA-CHER	FAM-ILY	TEA-CHER	FAM-ILY	TEA-CHER	FAM-ILY	TEA-CHER	FAM-ILY	TEA-CHER	FAM-ILY	TEA-CHER	FAM-ILY	TEA-CHER	FAM-ILY	TEA-CHER	FAM-ILY	TEA-CHER
037-2280	GENESE0 COMM UNIT SCH DIST 228	1824	2916	49				*	*					1873	2916					
		100%	75%	100%				100%	75%					***	***					
042-1000	JERSEY C U SCH DIST 100																	2364	5124	
																		68%	48%	
045-1010	BATAVIA UNIT SCHOOL DIST 101	2434	4175	*						371	521			2805	4696					
		40%	40%	100%						40%	40%			***	***					
045-3040	GENEVA COMM UNIT SCH DIST 304	2140	3868	176	176					274	397			2590	4441					
		100%	60%	100%	100%					100%	50%			***	***					
046-1110	KANKAKEE SCHOOL DIST 111	1764	5561	72				*	*					1836	5561					
		100%	75%	100%				100%	75%					***	***					
047-3080	OSWEGO COMM UNIT SCHOOL DIST 308	2162	3663	114				*	*	206	391		*	2645	4054					
		80%	80%	100%				80%		100%	69%		80%	***	***					
048-2050	GALESBURG C U SCHOOL DIST 205	1920	2304	33				*	*	70	157		70	2093	2618					
		90%	**	100%				90%		100%	**		**	***	***					
049-0950	LAKE ZURICH C U SCH DIST 95	3504	3000	*				*	*					3504	3000					
		100%	60%	100%				100%	60%					***	***					
049-1160	ROUND LAKE AREA SCHS - DIST 116	2990	6684	348						271	345		**	3609	7029					
		100%	**	100%						100%	**			***	***					
049-1180	WAUCONDA COMM UNIT S DIST 118																	3393	4053	
																		100%	100%	
049-1870	NORTH CHICAGO SCHOOL DIST 187																			
052-1700	DIXON UNIT SCHOOL DIST 170	1906	3032	50										1956	3032					
		100%	90%	100%										***	***					
057-0020	TRIAD COMM UNIT SCHOOL DIST 2									90				90				2400		
										100%				***	***			100%		
057-0100	COLLINSVILLE C U SCH DIST 10	4229	5551					*	*	*	*			4229	5551					
		100%	10%					100%	10%	100%	10%			***	***					
063-2000	WOODSTOCK C U SCHOOL DIST 200	2316	4938	108				*	*	221	334			2645	5272					
		90%	90%	100%				90%		100%	**			***	***					
064-0870	BLOOMINGTON SCH DIST 87	1992	3600	126				*	*					2118	3600					
		100%	**	100%				100%						***	***					
069-1170	JACKSONVILLE SCHOOL DIST 117	2484	3312	26						246	431		**	2756	3743					
		100%	**	100%						**	**			***	***					
082-0190	MASCOUTAH C U DISTRICT 19													97	233			2400	2760	
														**	**			100%	43%	
082-1870	CAHOKIA COMM UNIT SCH DIST 187	2904	4050	17				*	*	265	487			3186	4537					
		89%	42%	100%				89%	42%	100%	50%			***	***					
084-0050	BALL CHATHAM C U SCHOOL DIST 5	2042	307	63				*	*	287	42			2392	349					
		100%	**	100%				100%		100%	**			***	***					
089-1450	FREERPORT SCHOOL DIST 145	2580	3120	20				*	*					2600	3120					
		95%	15%	100%				95%	15%					***	***					

+ FIRST LINE IS THE COST OF THE POLICY, THE SECOND LINE IS THE PERCENT THAT IS BOARD PAID.

* COVERAGE IS PROVIDED AS PART OF ANOTHER LISTED POLICY.

** GROUP COVERAGE IS PROVIDED THROUGH THE DISTRICT, BUT THE DISTRICT DOES NOT PAY ANY OF THE POLICY PREMIUMS.

*** DISTRICT DOES NOT PAY 100% ON ALL PREMIUMS. THE DISTRICT'S PERCENT OF THE PREMIUM IS LISTED UNDER THE COST FOR EACH POLICY.

CTY-DIST	NAME OF DISTRICT	HOSPITAL-IZATION		LIFE		DISABILITY		PRESCRIPTION		DENTAL		VISION		TOTAL FOR ITEMS 1-6		CAFETERIA PLAN		OTHER COST	
		FAM-ILY	TEA-CHER	FAM-ILY	TEA-CHER	FAM-ILY	TEA-CHER	FAM-ILY	TEA-CHER	FAM-ILY	TEA-CHER	FAM-ILY	TEA-CHER	FAM-ILY	TEA-CHER	FAM-ILY	TEA-CHER	FAM-ILY	TEA-CHER
088-0050	STERLING C U DIST 5	1807	3228											2041	3734				
		100%	75%											***	***				
099-201U	CRETE MONEE C U SCHOOL DIST 201U	2296	3509	69										2655	4170				
		100%	**	100%										***	***				
100-0020	MARION COMM UNIT SCH DIST 2	1949	3655											1949	3655				
		75%	75%											***	***				

UNIT DISTRICTS WITH 6000 - 11,999 ENROLLMENT

001-1720	QUINCY SCHOOL DISTRICT 172	1800	2058	51										1851	2058				
		96%	79%	100%										***	***				
010-0040	CHAMPAIGN COMM UNIT SCH DIST 4	1980		20										2000					
		100%		100%										***	***				
022-2050	ELMHURST SCHOOL DIST 205	2546	4696	47										2927	5351				
		88%	70%	100%										***	***				
045-1290	AURORA WEST UNIT SCHOOL DIST 129	2772	4549	166										3262	4549				
		70%	70%	100%										***	***				
045-1310	AURORA EAST UNIT SCHOOL DIST 131	2135	2970	468										3204	3664				
		89%	76%	100%										***	***				
045-3030	ST CHARLES C U SCHOOL DIST 303	1825	3227	57										2109	3599				
		100%	75%	100%										***	***				
049-2200	BARRINGTON C U SCHOOL DIST 220	3288	5575	84										3903	6175				
		100%	50%	100%										***	***				
055-0610	DECATUR SCHOOL DISTRICT 61	1910	4621	*										1910	4621				
		100%	61%	100%										***	***				
057-0070	EDWARDSVILLE C U SCHOOL DIST 7	2208	600	460										2668	600				
		100%	27%	100%										***	***				
057-0090	GRANITE CITY C U SCHOOL DIST 9	2166	4389	43										2209	4389				
		100%	100%	**										***	***				
057-0110	ALTON COMM UNIT SCHOOL DIST 11	2765	2049	38										2803	2049				
		100%	**	100%										***	***				
064-0050	MCLEAN COUNTY UNIT DIST NO 5	2520	3111	41										2561	3517				
		100%	**	100%										***	***				
081-0400	MOLINE UNIT SCHOOL DISTRICT 40	1829	3040	96										2414	3928				
		100%	90%	100%										***	***				
081-0410	ROCK ISLAND SCHOOL DISTRICT 41	1627	3783											1627	3783				
		100%	100%											***	***				
082-1890	EAST ST LOUIS SCHOOL DIST 189	3937	2518	165										4311	2848				
		100%	**	100%										***	***				
092-1180	DANVILLE C SCHOOL DIST 118	1800	1980	47										1885	2053				
		100%	9%	100%										***	***				
099-2020	PLAINFIELD SCHOOL DIST 202	2415	3275	84										2499	3275				
		100%	100%	100%										***	***				

+ FIRST LINE IS THE COST OF THE POLICY, THE SECOND LINE IS THE PERCENT THAT IS BOARD PAID.

* COVERAGE IS PROVIDED AS PART OF ANOTHER LISTED POLICY.

** GROUP COVERAGE IS PROVIDED THROUGH THE DISTRICT, BUT THE DISTRICT DOES NOT PAY ANY OF THE POLICY PREMIUMS.

*** DISTRICT DOES NOT PAY 100% ON ALL PREMIUMS. THE DISTRICT'S PERCENT OF THE PREMIUM IS LISTED UNDER THE COST FOR EACH POLICY.

261

262

UNIT OISTRICTS WITH 6000 - 11,999 ENROLLMENT

CTY-DIST	NAME OF DISTRICT	HOSPITAL-IZATION		LIFE		OISA-BILITY		PRE-SCRIPTION		DENTAL		VISION		TOTAL FOR ITEMS 1-6		CAFETERIA PLAN		OTHER COST													
		TEA-CHER ILY	FAM-ILY	TEA-CHER ILY	FAM-ILY	TEA-CHER ILY	FAM-ILY	TEA-CHER ILY	FAM-ILY	TEA-CHER ILY	FAM-ILY	TEA-CHER ILY	FAM-ILY	TEA-CHER ILY	FAM-ILY	TEA-CHER ILY	FAM-ILY	TEA-CHER ILY	FAM-ILY	TEA-CHER ILY											
101-1220	HARLEM UNIT OIST 122	1970 100%	3314 **	21 100%	*	129 100%	*	255 100%	255 100%	2120	3314	***	***	3073	3546	***	***	2867	***	2460	6456	***	***	2467	6174	***	***	3190	8241	***	***
UNIT OISTRICTS WITH OVER 12,000 ENROLLMENT																															
016-2990	CITY OF CHICAGO SCHOOL OIST 299	2818 88%	3291 88%	* 100%	*	* 100%	* 100%	* 100%	* 100%	255 100%	255 100%	3073	3546	***	***	***	***	2867	***	2460	6456	***	***	2467	6174	***	***	3190	8241	***	***
022-2000	COMMUNITY UNIT SCHOOL OIST 200	2750 100%	2232 90%	88 100%	*	117 100%	**	140 100%	* 100%	255 100%	255 100%	3073	3546	***	***	***	***	2867	***	2460	6456	***	***	2467	6174	***	***	3190	8241	***	***
022-2030	NAPERVILLE C U OIST 203	2160 80%	5520 7754	90 100%	*	117 100%	**	140 100%	* 100%	255 100%	255 100%	3073	3546	***	***	***	***	2867	***	2460	6456	***	***	2467	6174	***	***	3190	8241	***	***
022-2040	INOIAN PRAIRIE C U SCH OIST 204	2726 90%	7754 90%	150 100%	*	117 100%	**	140 100%	* 100%	255 100%	255 100%	3073	3546	***	***	***	***	2867	***	2460	6456	***	***	2467	6174	***	***	3190	8241	***	***
045-0460	SCHOOL OISTRIC 46	2490 100%	6070 3348	13 48	100%	100%	100%	100%	100%	185 60%	185 60%	2745	6727	***	***	***	***	2414	3744	2414	3744	***	***	2321	3996	***	***	2338	3068	***	***
045-3000	COMM UNIT SCH OIST 300	2130 100%	3348 5%	48 100%	*	236 100%	*	396 5%	* 100%	396	396	2414	3744	***	***	***	***	2414	3744	2414	3744	***	***	2321	3996	***	***	2338	3068	***	***
049-0600	WAUKEGAN C U SCHOOL OIST 60	2259 80%	3996 3041	62 43	100%	100%	100%	100%	100%	185 60%	185 60%	2745	6727	***	***	***	***	2414	3744	2414	3744	***	***	2321	3996	***	***	2338	3068	***	***
072-1500	PEORIA SCHOOL OISTRIC 150	2295 96%	3041 3906	43 180	100%	100%	100%	100%	100%	185 60%	185 60%	2745	6727	***	***	***	***	2414	3744	2414	3744	***	***	2321	3996	***	***	2338	3068	***	***
084-1860	SPRINGFIELD SCHOOL OISTRIC 186	2075 100%	3906 100%	180 100%	**	129 100%	**	462 100%	**	462	462	2630	4368	***	***	***	***	2630	4368	2630	4368	***	***	2630	4368	***	***	2630	4368	***	***
099-365U	VALLEY VIEW CUSO #365U	101-2050	ROCKFORD SCHOOL OIST 205																												

+ FIRST LINE IS THE COST OF THE POLICY, THE SECOND LINE IS THE PERCENT THAT IS BOARD PAID.

* COVERAGE IS PROVIDED AS PART OF ANOTHER LISTED POLICY.

** GROUP COVERAGE IS PROVIDED THROUGH THE OISTRIC, BUT THE OISTRIC DOES NOT PAY ANY OF THE POLICY PREMIUMS.

*** OISTRIC DOES NOT PAY 100% ON ALL PREMIUMS. THE OISTRIC'S PERCENT OF THE PREMIUM IS LISTED UNDER THE COST FOR EACH POLICY.

CTY-DIST	NAME OF DISTRICT	HOSPITAL-IZATION		LIFE		DISA-BILITY		PRE-SCRIPTION		DENTAL		VISION		TOTAL FOR ITEMS 1-6		CAFETERIA OTHER COST	
		TEA-CHER	FAM-ILY	TEA-CHER	FAM-ILY	TEA-CHER	FAM-ILY	TEA-CHER	FAM-ILY	TEA-CHER	FAM-ILY	TEA-CHER	FAM-ILY	TEA-CHER	FAM-ILY	TEA-CHER	FAM-ILY
001-1720	QUINCY AREA VOC CTR	1800	2058	51										1851	2058		
		96%	79%	100%				96%	79%	96%	79%	*	*	***	***		
002-0050	FIVE COUNTY REGIONAL VOC SYSTEM	1365	2455					223	666	223	666	**	**	1588	3121		
		100%	**					**	**	**	**	**	**	***	***		
019-0000	INDIAN VALLEY AREA VOC CTR																
022-0000	DADES	2489	3658	168		144		*	*	321	758	127	147	3249	4563		
		94%	65%	100%		100%		94%	65%	94%	72%	94%	72%	***	***		
026-2030	OKAW AREA VOCATIONAL CENTER	2292	2664	*				*	*	*	*	74	103	2366	2767		
		73%	**	73%				73%	**	73%	**	**	**	***	***		
032-0000	GRUNDY AREA VOC CTR	2400	4200	66				*	*	*	*			2466	4200		
		100%	90%	100%				50%	50%	***	***			***	***		
041-2010	MT VERNON AREA VOC CTR	2784	4320	24	4			*	*	2808	4324	*	*	2808	4324		
		100%	**	100%	**			100%	100%	***	***	100%	100%	***	***		
043-0000	JO DAVIESS-CARROLL AREA VOC CTR	2022	3862							2022	3862			2022	3862		
		100%	61%							***	***			***	***		
045-3020	FOX VALLEY CAREER CENTER	2400	5760	*	*	*	*	*	*	2400	5760	*	*	2400	5760		
		100%	100%	100%	100%	100%	100%	100%	100%	***	***	100%	100%	***	***		
046-0000	KANKAKEE AREA CAREER CTR	3000		75				*	*	3075		*	*	3075			
		100%		100%				100%	100%	***	***	100%	100%	***	***		
048-2050	GALESBURG AREA VOC CTR	1920	2304	33				*	*	1920	2304	70	157	2093	2618		
		90%	**	100%				90%	90%	***	***	**	**	***	***		
049-0000	LAKE CO H S TECHNOLOGY CAMPUS	2541	4423	48				*	*	236	376	236	376	2825	4799		
		100%	**	100%				100%	100%	***	***	100%	100%	***	***		
050-0000	AREA CAREER CENTER	1965	4897	114	114					2079	5011			2079	5011		
		100%	97%	100%	100%					***	***			***	***		
050-1200	SRAVTE	1965	4897	114	114					2079	5011			2079	5011		
		100%	97%	100%	100%					***	***			***	***		
051-0000	TWIN RIVERS REG VOC DELIVERY SYS	2364	2760	36				*	*	2364	2760	74	178	2474	2938		
		100%	**	100%				100%	100%	***	***	**	**	***	***		
053-0900	LIVINGSTON AREA VOC CTR	2364	2796	36				*	*	2364	2796	51	127	2451	2923		
		100%	**	100%				100%	100%	***	***	**	**	***	***		
054-4040	LINCOLNLAND TECHNICAL ED CTR	2462	6254	87						179	601			2728	6855		
		100%	100%	100%				100%	100%	***	***	100%	54%	***	***		
055-0610	DECATUR AREA VOC CTR	1910	4621	*						1910	4621			1910	4621		
		100%	61%	100%						***	***			***	***		
057-0100	COLLINSVILLE AREA VOC CTR	4229	5551	10%				*	*	4229	5551			4229	5551		
		100%	10%					100%	100%	***	***			***	***		
067-0000	BECK AREA VOC CTR															2400	5160
																100%	57%
081-0300	UNITED TWP AREA VOC CTR	2261	5553	225	225			*	*	2261	5553	39	95	2525	5873		
		84%	71%	100%	100%			84%	84%	***	***	100%	100%	***	***		

+ FIRST LINE IS THE COST OF THE POLICY, THE SECOND LINE IS THE PERCENT THAT IS BOARD PAID.
 * COVERAGE IS PROVIDED AS PART OF ANOTHER LISTED POLICY.
 ** GROUP COVERAGE IS PROVIDED THROUGH THE DISTRICT, BUT THE DISTRICT DOES NOT PAY ANY OF THE POLICY PREMIUMS.
 *** DISTRICT DOES NOT PAY 100% ON ALL PREMIUMS. THE DISTRICT'S PERCENT OF THE PREMIUM IS LISTED UNDER THE COST FOR EACH POLICY.

SECTION B: AREA VOCATIONAL CENTERS +

CTY-DIST	NAME OF DISTRICT	HOSPITAL-IZATION		LIFE		DISABILITY		PRESCRIPTION		DENTAL		VISION		TOTAL FOR ITEMS 1-6		CAFETERIA PLAN		OTHER COST	
		TEA-CHER	FAM-ILY	TEA-CHER	FAM-ILY	TEA-CHER	FAM-ILY	TEA-CHER	FAM-ILY	TEA-CHER	FAM-ILY	TEA-CHER	FAM-ILY	TEA-CHER	FAM-ILY	TEA-CHER	FAM-ILY	TEA-CHER	FAM-ILY
084-0000	CAPITAL AREA CAREER CTR	2064	3864	132		156	300							2362	4164				
		100%	**	100%		100%	**							***	***				
092-1180	VOTEC	1900	1980	45		*								1945	1980				
		100%	**	100%		100%								***	***				
098-0000	WHITESIDE AREA VOC CTR	1807	5035					234	740					2041	5775				
		100%	75%					60%	60%					***	***				
099-0000	WILCO AREA CAREER CTR	1878	3439	69		*	*	234	361	90	103	**	**	2271	3903				
		100%	100%	100%		100%	100%	100%	55%					***	***				

SECTION B: AREA VOCATIONAL CENTERS +

064-0870	BLOOMINGTON AREA VDC CTR	1992	3600	126		*								2118	3600				
		100%	**	100%		100%								***	***				

SECTION B: AREA VOCATIONAL CENTERS +

057-0110	J B JOHNSON CAREER DEVELOPMENT	2785	3541	38		**	100%							2803	3541				
		100%	**	100%										***	***				

+ FIRST LINE IS THE COST OF THE POLICY, THE SECOND LINE IS THE PERCENT THAT IS BOARD PAID.
 * COVERAGE IS PROVIDED AS PART OF ANOTHER LISTED POLICY.

** GROUP COVERAGE IS PROVIDED THROUGH THE DISTRICT, BUT THE DISTRICT DOES NOT PAY ANY OF THE POLICY PREMIUMS.
 *** DISTRICT DOES NOT PAY 100% ON ALL PREMIUMS. THE DISTRICT'S PERCENT OF THE PREMIUM IS LISTED UNDER THE COST FOR EACH POLICY.

CTY-DIST	NAME OF DISTRICT	HOSPITAL-IZATION		LIFE		DISA-BILITY		PRE-SCRIPTION		DENTAL		VISION		TOTAL FOR ITEMS 1-6		CAFETERIA PLAN		OTHER COST	
		TEA-CHER	FAM-ILY	TEA-CHER	FAM-ILY	TEA-CHER	FAM-ILY	TEA-CHER	FAM-ILY	TEA-CHER	FAM-ILY	TEA-CHER	FAM-ILY	TEA-CHER	FAM-ILY	TEA-CHER	FAM-ILY	TEA-CHER	FAM-ILY
001-1720	SPEC EDUC ASSOC OF ADAMS COUNTY	1800	2058	51															
		96%	79%	100%															
004-1000	BOONE COUNTY SPEC EDUC COOP	2067	5241	168															
		100%	32%	100%															
010-1370	RURAL CHAMPAIGN CO SPEC ED COOP																		
015-0020	EASTERN ILL AREA OF SPEC EDUC	2400	2760	*															
		63%	**	63%															
016-1250	EISENHOWER COOPERATIVE																		
016-1580	EXC CHILDREN HAVE OPPORTUNITIES	3066	5220	168															
		100%	54%	100%															
016-1600	S W COOK CO COOP ASSOC SPECIAL E	4112	10396	*															
		59%	59%	100%															
016-2040	LAGRANGE AREA DEPT SPEC ED-LADSE	3120	6600	48															
		77%	70%	100%															
016-8020	SPEED SEJA #802	2033	292	99															
		100%	15%	100%															
016-8030	PROVISO AREA EXCEPTIONAL CHILD	2733	5601	222															
		100%	50%	100%															
016-8050	NW SUBURBAN SPEC EDUC ORG	3132	3048	180															
		100%	50%	100%															
016-8060	A E R O SPEC EDUC COOP	2690	3980	28															
		100%	75%	100%															
017-0000	SOUTH EASTERN SPEC EDUC PROGRAM	2400	5160	*															
		52%	**	52%															
019-4270	NORTHWESTERN ILLINOIS ASSN	2357	3809	55															
		100%	14%	100%															
019-8000	DEKALB COUNTY SPEC EDUC ASSOC	2897	1885	15															
		91%	**	100%															
022-0000	SCH ASSOC SPEC ED DUPAGE SASED	4080																	
		**																	
022-0200	PHILLIP J ROCK CENTER AND SCHOOL																		
022-0440	COOP ASSOC FOR SPEC EDUC	2597	7820	175															
		100%	50%	100%															
022-0480	EAST DUPAGE SPEC EDUC DIST EDSED	2892	3504	302															
		100%	56%	100%															
022-8020	NORTH DUPAGE SP ED COOPERATIVE	2906	5130	114															
		100%	**	100%															
026-2030	MIDSTATE-VANDALIA SATELLITE	2292	2664	*															
		73%	**	73%															

+ FIRST LINE IS THE COST OF THE POLICY, THE SECOND LINE IS THE PERCENT THAT IS BOARD PAID.
 * COVERAGE IS PROVIDED AS PART OF ANOTHER LISTED POLICY.
 ** GROUP COVERAGE IS PROVIDED THROUGH THE DISTRICT, BUT THE DISTRICT DOES NOT PAY ANY OF THE POLICY PREMIUMS.
 *** DISTRICT DOES NOT PAY 100% ON ALL PREMIUMS. THE DISTRICT'S PERCENT OF THE PREMIUM IS LISTED UNDER THE COST FOR EACH POLICY.

SECTION C: SPECIAL EDUCATION COOPERATIVES +



CTY-DIST	NAME OF DISTRICT	HOSPITAL-IZATION		LIFE		DISA-BILITY		PRE-SCRIPTION		DENTAL		VISION		TOTAL FDR ITEMS 1-6		CAFETERIA OTHER COST	
		TEA-CHER	FAM-ILY	TEA-CHER	FAM-ILY	TEA-CHER	FAM-ILY	TEA-CHER	FAM-ILY	TEA-CHER	FAM-ILY	TEA-CHER	FAM-ILY	TEA-CHER	FAM-ILY	TEA-CHER	FAM-ILY
032-0540	GRUNDY COUNTY SPEC EDUC COOP	2221	2950	16											2267	2950	
		95%	95%	100%				*	95%	30	100%				***	***	
034-3380	WEST CENTRAL ILL SPEC EDUC COOP	2349	3060					*		*					2349	3060	
		100%	**	**				100%		100%					***	***	
037-2290	HENRY-STARK COUNTY SPEC ED DIST	1804	4434	32											1836	4434	
		100%	**	100%											***	***	
038-8010	FORD-IROQUOIS CO SPECIAL ED ASSO	2448	4044	20						199	340				2667	4384	
		66%	**	**				**	**	**	**				***	***	
039-1860	TRI-COUNTY SP ED JNT AGREEMENT	2070	3368	21											2091	3368	
		100%	**	100%											***	***	
041-8010	FRANKLIN-JEFFERSON CO SP ED DIST	2400	5160	*				*		*					2400	5160	
		100%	47%	100%				100%	47%	100%	100%				***	***	
045-3030	MID-VALLEY SPECIAL ED COOP	1825	3227	57				*		*					2109	3599	
		100%	75%	100%				100%	75%	32%	**	100%	75%		***	***	
046-8500	KANKAKEE AREA SPEC EDUC COOP	2330	3170	40		6		*		*					2376	3170	
		100%	**	100%		100%		100%	**	100%					***	***	
047-0000	KENDALL CO SPEC EDUC COOP	2125	3575	125		120		*		*					2665	4023	
		95%	80%	100%		95%		95%	80%	95%	80%	95%	80%		***	***	
048-2050	KNOX-WARREN SPEC EDUC DISTRICT	1920	2304	34				*		*					2094	2618	
		90%	**	100%				90%		100%	**	**	**		***	***	
049-8040	NORTHERN SUBURBAN SPEC ED DIST	2702	4727	298						308	308				3308	5035	
		100%	50%	100%				100%	100%	100%	100%				***	***	
049-8250	SPEC EDUC DIST LAKE COUNTY/SEDOL	1825	5825	14				*		99	264				2299	6089	
		100%	56%	100%				100%	**	**	**				***	***	
050-0000	LASALLE PUTNAM ALLIANCE	1869	2990	280				*		213	453				2444	3537	
		100%	100%	100%				100%	**	100%	100%	82	94		***	***	
052-1700	LEE COUNTY SPEC EDUC ASSOC																
053-0000	LIVINGSTON CO SPEC SERVICES UNIT																2850
054-0000	LOGAN-MASON-MENARD PUB SCH PRDG	2400	3255					*		*					2400	3255	
		100%	**	**				100%							***	***	
055-0610	MACON-PIATT SPEC EDUC JNT AGR	1910	4621	*				*		99	264				1910	4621	
		100%	61%	100%				100%	**	**	**				***	***	
056-0010	MONTGOMERY CO/CARLINVILLE REGION	2722	3600	30				*		271	488				3023	4088	
		80%	**	100%				80%	**	80%	**				***	***	
057-0000	MADISON CO EDUC THERAPY CTR	3072	5208												3072	5208	
		100%	**	**											***	***	
057-0070	MADISON CO SP ED COOP REG II																
057-0080	REGION III SPEC ED COOP	2572	6853	30											2602	6853	
		90%	34%	100%											***	***	

+ FIRST LINE IS THE COST OF THE POLICY, THE SECOND LINE IS THE PERCENT THAT IS BOARD PAID.
 * COVERAGE IS PROVIDED AS PART OF ANOTHER LISTED POLICY.
 ** GROUP COVERAGE IS PROVIDED THROUGH THE DISTRICT, BUT THE DISTRICT DOES NOT PAY ANY OF THE POLICY PREMIUMS.
 *** DISTRICT DOES NOT PAY 100% ON ALL PREMIUMS. THE DISTRICT'S PERCENT OF THE PREMIUM IS LISTED UNDER THE COST FOR EACH POLICY.

271

272

CITY-DIST	NAME OF DISTRICT	HOSPITAL-IZATION		LIFE		DISABILITY		PRESCRIPTION		DENTAL		VISION		TOTAL FOR ITEMS 1-6		CAFETERIA PLAN		OTHER COST		
		TEA-CHER	FAM-ILY	TEA-CHER	FAM-ILY	TEA-CHER	FAM-ILY	TEA-CHER	FAM-ILY	TEA-CHER	FAM-ILY	TEA-CHER	FAM-ILY	TEA-CHER	FAM-ILY	TEA-CHER	FAM-ILY	TEA-CHER	FAM-ILY	TEA-CHER
058-8010	KASKASKIA SPEC EDUC DISTRICT	2500																		
063-1650	SPEC ED DIST OF MCHENRY CO-SEDOM	100%		30		150		*												
069-8010	FOUR RIVERS SPEC EDUC DIST	2484		26		100%		100%												
071-8010	OGLE CO EDUCATION COOPERATIVE	2313		15		100%		100%												
072-0000	SPEC EDUC ASSOC OF PEORIA COUNTY	2328		22		72%		72%												
072-1500	MID CENTRAL ASSOCIATION	2128		4426		80%		100%												
077-1010	JAMP SPEC EDUC SERVICES	2453		2632		93%		93%												
079-0000	MONROE-RANDOLPH ORPHAN ACT PROG	2095		3083		100%		*												
081-8650	BLACK HAWK AREA SP ED DISTRICT	2058		4680		88%		88%												
082-8010	BELLEVILLE AREA SPECIAL SERVICES	2364		5124		100%		100%												
084-0000	SANGAMON AREA SPEC ED DIST	2580		3120		95%		95%												
089-1450	NORTHWEST SP ED DISTRICT	2924		7565		83%		83%												
090-3090	TAZEWELL-MASON CNTYS SP ED ASSOC	2076		3792		100%		88%												
092-8010	VERMILION ASSOC FOR SPEC EDUC	2400		5160		88%		88%												
097-8010	WABASH & OHIO VALLEY SP ED DIST	2589		3357		90%		90%												
099-0170	S WLL CO COOP FOR SPEC ED	2808		2808		100%		100%												
099-033C	LOCKPORT AREA SPEC EDUC COOP	1982		1982		90%		90%												
099-8430	LINCOLN-WAY AREA SPEC ED JA DIST	1949		5605		75%		75%												
100-0020	WILLIAMSON CO SPEC EDUC DISTRICT	2359		2781		100%		100%												
101-1400	WINNEBAGO COUNTY SPEC EDUC COOP	2575		3896		100%		100%												
102-0690	WOODFORD COUNTY SPEC EDUC ASSN	2575		3896		100%		100%												

+ FIRST LINE IS THE COST OF THE POLICY, THE SECOND LINE IS THE PERCENT THAT IS BOARD PAID.

* COVERAGE IS PROVIDED AS PART OF ANOTHER LISTED POLICY.

** GROUP COVERAGE IS PROVIDED THROUGH THE DISTRICT, BUT THE DISTRICT DOES NOT PAY ANY OF THE POLICY PREMIUMS.

*** DISTRICT DOES NOT PAY 100% ON ALL PREMIUMS. THE DISTRICT'S PERCENT OF THE PREMIUM IS LISTED UNDER THE COST FOR EACH POLICY.

SECTION C: SPECIAL EDUCATION COOPERATIVES +

CTY-DIST	NAME OF DISTRICT	HOSPITAL- IZATION	LIFE	OISA- BILITY	PRE- SCRIPTION	DENTAL	VISION	TOTAL FOR ITEMS 1-6	CAFETERIA PLAN	OTHER COST						
098-0000	BI-COUNTY SPECIAL EDUC COOP	TEA- CHER	FAM- ILY	TEA- CHER	FAM- ILY	TEA- CHER	FAM- ILY	2406 81%	FAM- ILY	TEA- CHER	FAM- ILY	TEA- CHER	FAM- ILY	5674 62%	2406 ***	5674 ***

+ FIRST LINE IS THE COST OF THE POLICY, THE SECOND LINE IS THE PERCENT THAT IS BOARO PAID.

* COVERAGE IS PROVIDED AS PART OF ANOTHER LISTED POLICY.

** GROUP COVERAGE IS PROVIDED THROUGH THE DISTRICT, BUT THE DISTRICT DOES NOT PAY ANY OF THE POLICY PREMIUMS.

*** DISTRICT DOES NOT PAY 100% ON ALL PREMIUMS. THE DISTRICT'S PERCENT OF THE PREMIUM IS LISTED UNDER THE COST FOR EACH POLICY.

APPENDIX A

COUNTY NAMES AND CODE NUMBERS

001 Adams			
002 Alexander			
003 Bond			
004 Boone			
005 Brown			
006 Bureau			
007 Calhoun			
008 Carroll			
009 Cass			
010 Champaign			
011 Christian			
012 Clark			
013 Clay			
014 Clinton			
015 Coles			
016 Cook			
017 Crawford			
018 Cumberland			
019 DeKalb			
020 DeWitt			
021 Douglas			
022 DuPage			
023 Edgar			
024 Edwards			
025 Effingham			
026 Fayette			
027 Ford	052 Lee		077 Pulaski
028 Franklin	053 Livingston		078 Putnam
029 Fulton	054 Logan		079 Randolph
030 Gallatin	055 Macon		080 Richland
031 Greene	056 Macoupin		081 Rock Island
032 Grundy	057 Madison		082 St. Clair
033 Hamilton	058 Marion		083 Saline
034 Hancock	059 Marshall		084 Sangamon
035 Hardin	060 Mason		085 Schuyler
036 Henderson	061 Massac		086 Scott
037 Henry	062 McDonough		087 Shelby
038 Iroquois	063 McHenry		088 Stark
039 Jackson	064 McLean		089 Stephenson
040 Jasper	065 Menard		090 Tazewell
041 Jefferson	066 Mercer		091 Union
042 Jersey	067 Monroe		092 Vermilion
043 Jo Daviess	068 Montgomery		093 Wabash
044 Johnson	069 Morgan		094 Warren
045 Kane	070 Moultrie		095 Washington
046 Kankakee	071 Ogle		096 Wayne
047 Kendall	072 Peoria		097 White
048 Knox	073 Perry		098 Whiteside
049 Lake	074 Piatt		099 Will
050 LaSalle	075 Pike		100 Williamson
051 Lawrence	076 Pope		101 Winnebago
			102 Woodford

1997-1998 ILLINOIS TEACHER SALARY STUDY

INSTRUCTIONS: Please complete and return this questionnaire together with a copy of your district's teacher (1) Salary Schedule and (2) Negotiation Contract before September 5, OR as soon as your 1997-98 salary program is adopted. If your district will not have a salary schedule, complete as much of the questionnaire as possible.

PHONE (217)782-3950

PART A - DISTRICT SALARY STUDY

- (12) Estimate your district's 1997-98 fall enrollment by checking the appropriate box below.
 1. Under 500 2. 500-999 3. 1,000-2,999 4. 3,000-5,999 5. 6,000-11,999 6. 12,000 and over
- (13) Check the box which best describes your 1997-98 teacher salary program.
 1. Salary schedule 2. Salary policy but NO salary schedule 3. NO salary policy and NO salary schedule
 If no. 3 is checked, complete Parts C and F only.
- (14) Check the month during 1997 when your district's 1997-98 teacher salary schedule or policy was or will be adopted.
 1. Jan. 1996 or before 2. Feb. 3. March 4. April 5. May 6. June 7. July 8. Aug. 9. Sept. or later

PART B - NEGOTIATED AGREEMENT

- (15) YES NO Is there a negotiated agreement between your school board and teacher organization?
 If YES, send a copy of the entire written contract with your questionnaire return.
- (16) If YES, please indicate the affiliation of the local teacher organization. (This does not assume that the school board formally recognizes the affiliation.)
 1. IEA - NEA 2. IFT - AFT 3. Independent 4. Other (specify) _____
- If YES, provide the month and year of expiration of the contract.
 Month: ____ (17-18) Year: ____ (19-20)
- (21) If YES, does the contract contain a fair share provision?
 Yes No
- If NO, how was your district's 1997-1998 salary schedule and/or policy developed prior to adoption by the school board? (Check one)
- (22) 1. Meeting(s) between school board and superintendent based upon discussions between superintendent and teachers
 2. Meeting(s) between school board and superintendent without discussion(s) between superintendent and teachers

PART C - POLICIES/PROVISIONS

Check all items below which describe your district's salary policies or provisions for the 1997-98 school year.

- (23) Salary program based upon "merit" or performance evaluation of individual teachers
- (24) Severance pay (additional compensation upon employment termination)
- (25) Early retirement (before age 60) incentive program where any part or all of the teacher's contribution is paid by district funds
- (26) Sick leave bank
- (27) Direct reimbursement (whole or part) for expenses incurred (e.g., tuition, materials) in acquiring additional college credit
- (28) Personal, business, or emergency leave with pay. Number of days: _____
- (29) Sick leave accumulation beyond 180 days. Total number of days: _____

PART D - TEACHER SALARIES AND BOARD PAID OR TAX SHELTERED RETIREMENT CONTRIBUTION

Enter annual teacher salary from your 1997-1998 schedule or policy on the appropriate line below. Do not include additional individual compensation resulting from 1) extra-curricular duties, 2) employment beyond the regular school year or 3) longevity service (pay beyond the schedule's last annual regular salary increase).

- (12) YES TRS monies ARE included in the salary schedule and **NEED NOT BE ADDED** to the salaries shown in the schedule.
 NO TRS monies ARE NOT included in the salary schedule and therefore **NEED TO BE ADDED** to the salaries shown in the schedule.
- (13-15) _____ % What percent of the teacher's salary, if any, is **BOARD PAID** to the TRS (Teacher Retirement System)?
 (0.00 - 8.69%) (Please use that which reflects the highest regularly scheduled step or policy.) (If none, please enter 0.00%)

1. Salary Reported to TRS <small>Include board paid or tax sheltered retirement contribution. Exclude fringe benefits. If there is a different salary schedule for the first and second semester, average the two salary schedules for a yearly salary schedule.</small>	BACHELOR'S: No Extra Hours		MASTER'S: No Extra Hours			M.A. + 30-32 Semester Hours Only		Highest Scheduled Salary
	Beginning	Maximum	Beginning	10th Year	Maximum	Beginning	Maximum	
	\$ (16-20)	\$ (21-25)	\$ (26-30)	\$ (31-35)	\$ (36-40)	\$ (41-45)	\$ (46-50)	\$ (51-55)
2. Completed Years Experience to Reach Maximum Regularly Scheduled Salary*	(56-57) Yrs.		(58-59) Yrs.			(60-61) Yrs.		(62-63) Yrs.

What level of education is required to reach the highest scheduled salary? (Check the highest degree and enter the number of additional semester hours.)

- (64-66) 1. Bachelor's + ____ (sem. hrs.) 3. C.A.S.** + ____ (sem. hrs.)
 2. Master's + ____ (sem. hrs.) 4. Doctor's + ____ (sem. hrs.)

* Subtract the number of your first step or year (either 0 or 1) from the maximum salary step number to arrive at the number of completed years experience to reach the maximum salary.



PART E - LONGEVITY PAY

(12) YES NO Does your district provide longevity pay beyond the schedule's last annual regular salary increase? If YES, complete the following:

What are the maximum EARNINGS WITH LONGEVITY for the following categories?

	BACHELOR'S: No Extra Hours		MASTER'S: No Extra Hours		M.A. + 30-32 Semester Hours Only		Highest Scheduled Salary	
	Maximum	Years	Maximum	Years	Maximum	Years	Maximum	Years
Salary Reported to TRS (Include board paid or tax sheltered retirement contribution. Exclude fringe benefits.)	\$ (13-17)	(18-19)	\$ (20-24)	(25-26)	\$ (27-31)	(32-33)	\$ (34-38)	(39-40)
		Yrs.		Yrs.		Yrs.		Yrs.

* Unless the longevity step is shown beyond 38 years, do not exceed the TRS maximum step of 38 years.

** Subtract the number of your first step or year (either 0 or 1) from the maximum longevity step numbers to arrive at the number of completed years experience to reach the maximum longevity salary.

PART F - FRINGE BENEFITS

(12) YES NO Are all full-time employees covered by the teacher salary schedule/policy eligible to receive the same fringe benefits coverage? (If no, please use that which reflects the highest regularly scheduled step or policy.)

Which of the following board-sponsored fringe benefits are available to those employees covered by the salary schedule/policy used in Part D above? If a fringe benefit is paid (whole or part) for the employee and that fringe benefit is offered to the family, also enter the proper cost in the family cost column. Enter the family cost regardless of whether the board is paying any of the coverage of the family. If the board pays a portion of the family coverage, enter the percent paid by the board. If the board does not pay any of the family coverage, enter "0" in the family percent column.

FRINGE BENEFITS (If one policy covers several benefits, please enter the dollar amount under main policy coverage, but put identical % in each of the other benefits.)	EMPLOYEE		FAMILY	
	Annual Premium per Employee	Percent Paid by Employer	Annual Premium per Family, Excluding Employee	Percent Paid by Employer
A. Noncafeteria	\$ (13-16)	(17-19)	\$ (20-23)	(24-26)
Dental Insurance		%		%
Disability Insurance (Exclude State Disability) (Use Highest Scheduled Salary)	\$ (27-30)	(31-33)	\$ (34-37)	(38-40)
Hospitalization Insurance	\$ (41-45)	(46-48)	\$ (49-53)	(54-56)
Life Insurance (Use Highest Scheduled Salary)	\$ (57-60)	(61-63)	\$ (64-67)	(68-70)
Prescription Insurance	\$ (12-15)	(16-18)	\$ (19-22)	(23-25)
Vision Insurance	\$ (26-29)	(30-32)	\$ (33-36)	(37-39)
B. Cafeteria Plan (List benefits below)				
1. _____ (40)				
2. _____ (41)				
3. _____ (42)	\$ (44-47)	(48-50)	(51-54)	(55-57)
4. _____ (43)		%		%
C. Other (List benefits below)				
1. _____ (58)				
2. _____ (59)				
3. _____ (60)	\$ (62-65)	(66-68)	(69-72)	(73-75)
4. _____ (61)		%		%

I certify the data contained in this report to be complete and accurate.

Signature of Superintendent or Designee

Title

Phone (Include Area Code)

OPTIONAL SIGNATURE:

Signature of President of Local Teachers' Organization or Designee

Title

Attach Salary Schedule and Agreement

ILLINOIS STATE BOARD OF EDUCATION
 Policy, Planning and Resource Management
 100 North First Street S-284
 Springfield, Illinois 62777-0001

PUBLICATION EVALUATION CARD

SHOULD PART III AND PART VI BE IN:
 COUNTY-DISTRICT
 OR
 TYPE SIZE ORDER

PURPOSE AND INSTRUCTIONS: The purpose of this form is to enable us to evaluate the usefulness and quality of our publications. After you have read this publication, please take time to respond to the following questions. When completed, please remove, stamp and return this card to Research S-284, Illinois State Board of Education, 100 North First Street, Springfield, Illinois 62777-0001. Thank you.

PUBLICATION TITLE: Illinois Teacher Salary Study 1. YOUR COUNTY

2. YOUR POSITION

- Regional Superintendent District Superintendent Principal Teacher Board Member Legislator
- College or University Personnel Parent Other (please specify)

3. HOW USEFUL DID YOU FIND THIS PUBLICATION?

- Very Useful Somewhat Useful Not Useful

4. WAS THE FORMAT SUITABLE FOR THE CONTENT?

- YES NO

5. WAS THE MATERIAL COVERED SUFFICIENTLY?

- YES NO

6. WAS THE WRITING CLEAR ENOUGH TO BE EASILY UNDERSTOOD?

- YES NO

7. HOW WOULD YOU RATE THE USEFULNESS OF EACH OF THE FOLLOWING SECTIONS OF THIS REPORT?

- Part I. Description of Statewide Results
- Part II. Statewide Summary Tables by District Type and Size
- Part III. Individual Districts' Salary Schedule and Selected Policy/Provision Information
- Part IV. Individual Area Vocational Centers' Salary Schedule and Selected Policy/Provision Information
- Part V. Individual Special Education Cooperatives' Salary Schedule and Selected Policy/Provision Information

Very Useful	Somewhat Useful	Not Useful
<input type="checkbox"/>	<input type="checkbox"/>	<input type="checkbox"/>
<input type="checkbox"/>	<input type="checkbox"/>	<input type="checkbox"/>
<input type="checkbox"/>	<input type="checkbox"/>	<input type="checkbox"/>
<input type="checkbox"/>	<input type="checkbox"/>	<input type="checkbox"/>
<input type="checkbox"/>	<input type="checkbox"/>	<input type="checkbox"/>

SUGGESTIONS FOR IMPROVEMENT



Illinois State Board of Education

100 North First Street • Springfield, Illinois 62777-0001

Louis Mervis
Chairperson

Joseph A. Spagnolo
State Superintendent


An Equal Opportunity/Affirmative Action Employer

Printed by the Authority of the State of Illinois

May 1998 4.4M 261-31 No. 057



printed on recycled paper



BULK RATE
U.S. POSTAGE
PAID
Permit No.
805
Springfield, IL

RETURN SERVICE REQUESTED



U.S. Department of Education
Office of Educational Research and Improvement (OERI)
National Library of Education (NLE)
Educational Resources Information Center (ERIC)

SP# 038258



REPRODUCTION RELEASE

(Specific Document)

I. DOCUMENT IDENTIFICATION:

Title: <i>Illinois Teacher Salary Study 1997-98</i>	
Author(s): <i>Karol K. Chaska</i>	
Corporate Source: <i>Illinois State Board of Education</i>	Publication Date: <i>May 1998</i>

II. REPRODUCTION RELEASE:

In order to disseminate as widely as possible timely and significant materials of interest to the educational community, documents announced in the monthly abstract journal of the ERIC system, *Resources in Education* (RIE), are usually made available to users in microfiche, reproduced paper copy, and electronic media, and sold through the ERIC Document Reproduction Service (EDRS). Credit is given to the source of each document, and, if reproduction release is granted, one of the following notices is affixed to the document.

If permission is granted to reproduce and disseminate the identified document, please CHECK ONE of the following three options and sign at the bottom of the page.

The sample sticker shown below will be affixed to all Level 1 documents

The sample sticker shown below will be affixed to all Level 2A documents

The sample sticker shown below will be affixed to all Level 2B documents

PERMISSION TO REPRODUCE AND DISSEMINATE THIS MATERIAL HAS BEEN GRANTED BY

Sample

TO THE EDUCATIONAL RESOURCES INFORMATION CENTER (ERIC)

1

PERMISSION TO REPRODUCE AND DISSEMINATE THIS MATERIAL IN MICROFICHE, AND IN ELECTRONIC MEDIA FOR ERIC COLLECTION SUBSCRIBERS ONLY, HAS BEEN GRANTED BY

Sample

TO THE EDUCATIONAL RESOURCES INFORMATION CENTER (ERIC)

2A

PERMISSION TO REPRODUCE AND DISSEMINATE THIS MATERIAL IN MICROFICHE ONLY HAS BEEN GRANTED BY

Sample

TO THE EDUCATIONAL RESOURCES INFORMATION CENTER (ERIC)

2B

Level 1

Level 2A

Level 2B

Check here for Level 1 release, permitting reproduction and dissemination in microfiche or other ERIC archival media (e.g., electronic) and paper copy.

Check here for Level 2A release, permitting reproduction and dissemination in microfiche and in electronic media for ERIC archival collection subscribers only

Check here for Level 2B release, permitting reproduction and dissemination in microfiche only

Documents will be processed as indicated provided reproduction quality permits.
If permission to reproduce is granted, but no box is checked, documents will be processed at Level 1.

I hereby grant to the Educational Resources Information Center (ERIC) nonexclusive permission to reproduce and disseminate this document as indicated above. Reproduction from the ERIC microfiche or electronic media by persons other than ERIC employees and its system contractors requires permission from the copyright holder. Exception is made for non-profit reproduction by libraries and other service agencies to satisfy information needs of educators in response to discrete inquiries.

Signature: <i>Karol K. Chaska</i>	Printed Name/Position/Title: <i>Karol K. Chaska Principal Planning</i>	
	Organization/Address: <i>Illinois State Board</i>	Telephone: <i>217-782-3950</i>
	E-Mail Address: <i>KChaska@smtp.isbe.state.il.us</i>	FAX: <i>217-524-7784</i>
		Date: <i>2-4-99</i>



KChaska@smtp.isbe.state.il.us

III. DOCUMENT AVAILABILITY INFORMATION (FROM NON-ERIC SOURCE):

If permission to reproduce is not granted to ERIC, or, if you wish ERIC to cite the availability of the document from another source, please provide the following information regarding the availability of the document. (ERIC will not announce a document unless it is publicly available, and a dependable source can be specified. Contributors should also be aware that ERIC selection criteria are significantly more stringent for documents that cannot be made available through EDRS.)

Publisher/Distributor:
Address:
Price:

IV. REFERRAL OF ERIC TO COPYRIGHT/REPRODUCTION RIGHTS HOLDER:

If the right to grant this reproduction release is held by someone other than the addressee, please provide the appropriate name and address:

Name:
Address:

V. WHERE TO SEND THIS FORM:

Send this form to the following ERIC Clearinghouse: <p style="text-align: center;">ERIC CLEARINGHOUSE ON TEACHING AND TEACHER EDUCATION 1307 New York Avenue, NW, Suite 300 Washington, DC 20005-4701</p>

However, if solicited by the ERIC Facility, or if making an unsolicited contribution to ERIC, return this form (and the document being contributed) to:

**ERIC Processing and Reference Facility
1100 West Street, 2nd Floor
Laurel, Maryland 20707-3598**

Telephone: 301-497-4080
Toll Free: 800-799-3742
FAX: 301-953-0263

e-mail: ericfac@inet.ed.gov

WWW: <http://ericfac.piccard.csc.com>