

## DOCUMENT RESUME

ED 426 784

PS 027 264

TITLE Preprimary Education Enrollment. Indicator of the Month.  
INSTITUTION National Center for Education Statistics (ED), Washington, DC.  
REPORT NO NCES-1999-004  
PUB DATE 1999-01-00  
NOTE 3p.; Extracted from "The Condition of Education, 1998."  
PUB TYPE Numerical/Quantitative Data (110) -- Reports - Descriptive (141)  
EDRS PRICE MF01/PC01 Plus Postage.  
DESCRIPTORS \*Early Childhood Education; \*Enrollment; \*Enrollment Trends; Family Characteristics; Kindergarten; Minority Groups; School Readiness; Tables (Data); Young Children

## ABSTRACT

This "Indicator of the Month" from the National Center for Educational Statistics presents data on American children's participation in preprimary education. In addition to data tables, key findings are summarized: (1) preprimary enrollment rates for 3-, 4-, and 5-year-olds were higher in 1996 than in 1991--in 1996, 37 percent of 3-year-olds, 58 percent of 4-year-olds, and 90 percent of 5-year-olds were enrolled in preprimary education; (2) in 1996, similar percentages of White and Black 3- and 4-year-olds were enrolled in center-based programs, while their Hispanic peers were less likely to be enrolled; (3) three- and four-year-olds from families with incomes of more than \$50,000 were more likely than 3- and 4-year-olds from families with incomes of \$50,000 or less to be enrolled in preprimary education; and (4) there was a positive relationship between parents' educational attainment and the enrollment rates of 3- and 4-year-olds; as parents' educational attainment increased, so did enrollment rates of their children. (EV)

\*\*\*\*\*  
\* Reproductions supplied by EDRS are the best that can be made \*  
\* from the original document. \*  
\*\*\*\*\*

# Preprimary education enrollment

January 1999

Participating in early childhood programs such as Head Start, nursery school, prekindergarten, and kindergarten can better prepare a child to enter first grade. Many policymakers and educators believe that it is important to help all children start elementary school on an equal footing with other children. Involving students in preprimary programs beginning at earlier ages may provide these students with valuable experiences that will help them start elementary school better prepared to learn.

- Preprimary enrollment rates for 3-, 4-, and 5-year-olds were higher in 1996 than in 1991. In 1996, 37 percent of 3-year-olds, 58 percent of 4-year-olds, and 90 percent of 5-year-olds were enrolled in preprimary education.
- In 1996, similar percentages of white and black 3- and 4-year-olds were enrolled in center-based programs, while their Hispanic peers were less likely to be enrolled.
- Three- and 4-year-olds from families with incomes of more than \$50,000 were more likely than 3- and 4-year-olds from families with incomes of \$50,000 or less to be enrolled in preprimary education.
- There was a positive relationship between parents' educational attainment and the enrollment rates of 3- and 4-year-olds: as parents' educational attainment increased, so did the preprimary enrollment rates of their children. However, enrollment rates of 5-year-olds were similar, regardless of their parents' educational attainment.

Percentage of 3-, 4-, and 5-year-olds enrolled in center-based programs or kindergarten, by selected student characteristics: 1991, 1993, 1995, and 1996

Selected student characteristics	3-year-olds				4-year-olds				5-year-olds			
	1991	1993	1995	1996	1991	1993	1995	1996	1991	1993	1995	1996
<b>Total</b>	<b>31.4</b>	<b>34.1</b>	<b>37.4</b>	<b>36.7</b>	<b>52.7</b>	<b>55.3</b>	<b>60.9</b>	<b>57.7</b>	<b>86.4</b>	<b>90.0</b>	<b>90.3</b>	<b>90.2</b>
Race/ethnicity												
White	33.4	33.7	40.2	39.6	52.4	53.7	60.8	58.8	85.7	88.9	88.6	88.8
Black	31.6	41.9	41.1	40.5	57.4	62.9	68.2	67.8	92.3	93.2	93.7	94.1
Hispanic	19.8	27.2	21.2	22.1	47.5	48.9	49.0	45.3	85.3	91.4	93.4	90.4
Household income												
\$10,000 or less	25.4	32.7	26.2	26.0	43.3	52.6	54.3	52.7	86.1	89.2	90.9	92.7
10,001-20,000	23.2	21.6	27.0	28.0	45.0	47.2	52.3	45.3	84.6	90.4	89.7	87.6
20,001-35,000 <sup>1</sup>	21.3	22.2	27.7	30.8	48.0	47.8	49.7	50.6	85.1	86.8	90.7	87.8
35,001-50,000 <sup>1</sup>	33.4	37.9	38.1	42.2	52.3	57.2	59.5	58.2	87.3	90.6	88.5	89.7
50,001 or more	52.9	58.7	61.2	55.0	74.8	73.2	80.7	75.8	89.0	93.7	90.9	92.8
Parents' highest education level												
Less than high school diploma	17.3	17.1	16.0	<sup>2</sup> 22.0	33.1	42.8	<sup>2</sup> 42.4	<sup>2</sup> 47.3	85.5	79.9	92.5	90.3
High school diploma or GED	23.0	23.0	26.3	28.9	40.8	43.2	51.1	47.3	84.8	89.0	89.2	89.9
Some college/vocational/technical	31.0	35.9	35.6	34.5	56.3	61.1	63.3	59.8	87.7	91.1	90.2	88.6
Bachelor's degree	41.5	41.1	51.7	49.6	67.2	64.1	70.7	62.6	88.1	92.5	91.6	92.6
Graduate/professional school	53.0	61.9	<sup>2</sup> 60.8	60.4	72.0	73.3	77.9	78.1	87.0	94.3	89.8	92.1
Family structure												
Two biological or adoptive parents	—	34.4	38.6	38.0	—	55.1	61.3	57.8	—	89.1	88.8	89.0
One biological or adoptive parent	—	33.8	36.9	37.3	—	57.2	63.0	58.4	—	92.1	94.0	91.9
One biological/adoptive and one step parent	—	<sup>2</sup> 32.7	<sup>2</sup> 23.1	<sup>2</sup> 14.7	—	<sup>2</sup> 49.5	<sup>2</sup> 46.9	<sup>2</sup> 45.8	—	87.3	89.4	93.2
Other relatives	—	<sup>2</sup> 34.8	<sup>2</sup> 20.8	<sup>2</sup> 23.1	—	<sup>2</sup> 52.2	<sup>2</sup> 61.3	<sup>2</sup> 55.9	—	<sup>2</sup> 92.6	<sup>2</sup> 88.0	96.5

— Not available.

<sup>1</sup> The middle two income ranges in 1991 were \$20,001-30,000 and \$30,001-50,000, respectively.

<sup>2</sup> Interpret with caution; standard errors are large due to small sample sizes.

NOTE: Included in the total but not shown separately are children from other racial/ethnic groups and other types of family structures. This analysis includes children

ages 3-5 who were not enrolled in first grade. Age is as of December 31 of the prior year.

SOURCE: U.S. Department of Education, National Center for Education Statistics, National Household Education Survey (NHES), 1991 (Early Childhood Education File), 1993 (School Readiness File), 1995 (Early Childhood Program Participation File), and 1996 (Parent and Family Involvement in Education File).

U.S. Department of Education

U.S. DEPARTMENT OF EDUCATION  
Office of Educational Research and Improvement  
EDUCATIONAL RESOURCES INFORMATION  
CENTER (ERIC)

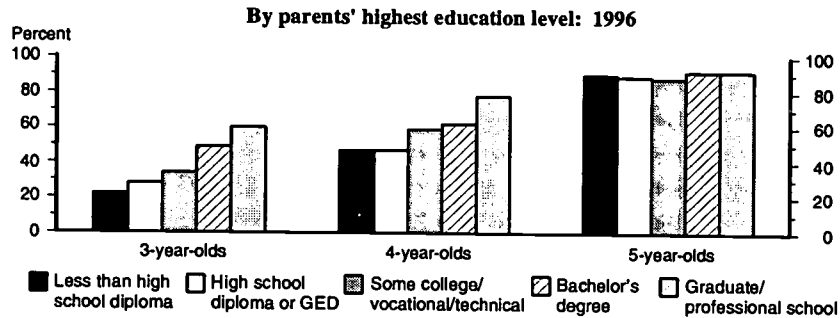
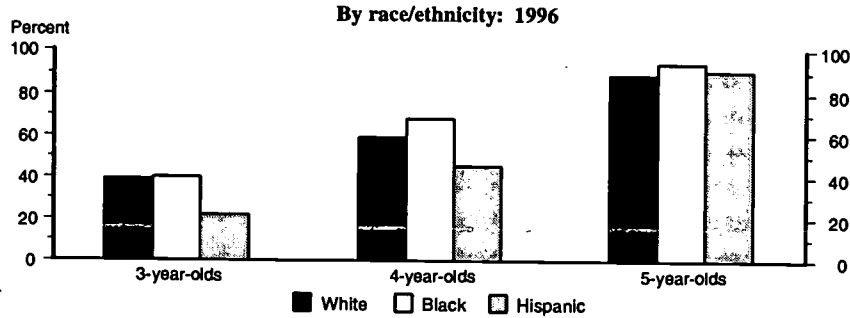
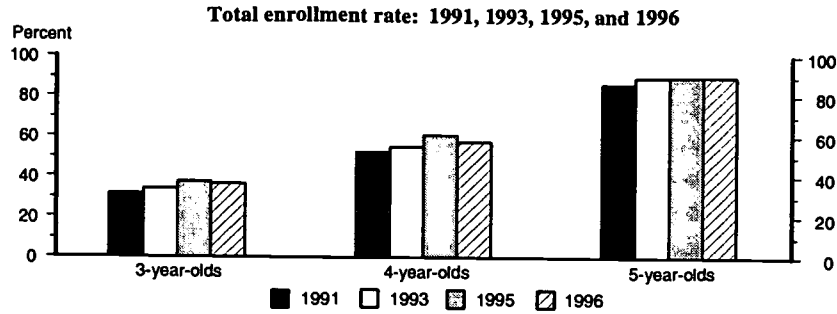
□ This document has been reproduced as received from the person or organization originating it.

□ Minor changes have been made to improve reproduction quality.

• Points of view or opinions stated in this document do not necessarily represent official OERI position or policy.

Office of Educational Research and Improvement  
NCES 1999-004

# Percentage of 3-, 4-, and 5-year-olds enrolled in center-based programs or kindergarten



NOTE: Included in the total but not shown separately are children from other racial/ethnic groups. This analysis includes children ages 3–5 who were not enrolled in first grade. Age is as of December 31 of the prior year.

SOURCE: U.S. Department of Education, National Center for Education Statistics, National Household Education Survey (NHES), 1991 (Early Childhood Education File), 1993 (School Readiness File), 1995 (Early Childhood Program Participation File), and 1996 (Parent and Family Involvement in Education File).

This indicator is one of 60 from *The Condition of Education 1998*. It is in the public domain and may be reproduced without permission. Suggested citation: U.S. Department of Education, National Center for Education Statistics, *The Condition of Education 1998*, NCES 1999-004, Washington, DC: U.S. Government Printing Office. To obtain a copy of the full volume of *The Condition of Education*, contact ED Pubs at (877) 433-7827 (E-mail: [edpubs@inet.ed.gov](mailto:edpubs@inet.ed.gov)). The full indicator and all supplemental tables pertaining to this indicator may be viewed at <http://nces.ed.gov/pubs98/condition98/c9801a01.html>

United States  
Department of Education  
Washington, DC 20208-5650

Official Business  
Penalty for Private Use, \$300



Postage and Fees Paid  
U.S. Department of  
Education  
Permit No. G-17

FIRST CLASS



**U.S. Department of Education**  
Office of Educational Research and Improvement (OERI)  
National Library of Education (NLE)  
Educational Resources Information Center (ERIC)



## **NOTICE**

### **REPRODUCTION BASIS**



This document is covered by a signed "Reproduction Release (Blanket) form (on file within the ERIC system), encompassing all or classes of documents from its source organization and, therefore, does not require a "Specific Document" Release form.



This document is Federally-funded, or carries its own permission to reproduce, or is otherwise in the public domain and, therefore, may be reproduced by ERIC without a signed Reproduction Release form (either "Specific Document" or "Blanket").