

DOCUMENT RESUME

ED 424 957

PS 027 087

AUTHOR Hill, Susan
 TITLE Teen Births: A County-By-County Factbook. For Children for Ohio's Future.
 INSTITUTION Children's Defense Fund-Ohio, Columbus.
 SPONS AGENCY Annie E. Casey Foundation, Baltimore, MD.
 ISBN ISBN-1-881985-18-0
 PUB DATE 1998-00-00
 NOTE 107p.
 AVAILABLE FROM Children's Defense Fund-Ohio, 52 East Lynn Street, Suite 400, Columbus, OH 43215-3508; phone: 614-221-2244; fax: 614-221-2247; e-mail: cdfohio@infinet.com (\$19.95).
 PUB TYPE Numerical/Quantitative Data (110) -- Reports - Descriptive (141)
 EDRS PRICE MF01/PC05 Plus Postage.
 DESCRIPTORS *Adolescents; Birth Rate; Birth Weight; *Births to Single Women; *Counties; Demography; *Early Parenthood; Educational Attainment; Fathers; High Schools; Incidence; Marital Status; *Pregnant Students; Prenatal Care; Racial Differences; *Social Indicators; State Surveys; Statistical Surveys; Tables (Data); Trend Analysis; Well Being
 IDENTIFIERS *Indicators; *Ohio

ABSTRACT

This Factbook provides state- and county-level statistical information on teen births in Ohio and discusses statewide trends from 1992 to 1996. The statistical portrait is based on 12 indicators: (1) number of infants born to teens; (2) teen birth rate; (3) repeat teen birth rate; (4) percentage of teen births to unmarried teens; (5) percentage of births to 18- and 19-year-old mothers without high school diplomas; (6) percentage of teen and adult births with low birthweights; (7) percentage of all adult births where the baby were low birthweight; (8) and (9) percentage of teen and adult births with inadequate early prenatal care; (10) age breakdown of fathers of infants born to teen mothers; (11) education of fathers, age 18 and older, of infants of teen mothers; and (12) age and race breakdown of teen mothers. The bulk of the report provides county profiles on the indicators. The major findings indicate that between 1992 and 1996, there were improvements in repeat births and early prenatal care and little change in teen birth rate, low birthweight births, high school completion, and teen mothers' age distribution. The percentage of births to unmarried teens increased between 1990 and 1996. Although most Ohio teen births are to whites, the black teen birth rate is high, and African-American teen mothers are less likely to be married or receive early prenatal care, and more likely to have low birthweight infants than white counterparts. Eight of the 10 counties with the worst teen birth rates are in rural Appalachian Ohio. However, urban counties account for half of Ohio teen births. (KB)

 * Reproductions supplied by EDRS are the best that can be made *
 * from the original document. *



For Child

U.S. DEPARTMENT OF EDUCATION
Office of Educational Research and Improvement
EDUCATIONAL RESOURCES INFORMATION
CENTER (ERIC)

This document has been reproduced as received from the person or organization originating it.

Minor changes have been made to improve reproduction quality.

• Points of view or opinions stated in this document do not necessarily represent official OERI position or policy.

ED 424 957

027687

RS

READ FOR THE SEAR, WIDE AND SO MYBONN SO SPIN

ERIC Children's Defense Fund - Ohio

Teen Births

A COUNTY-BY-COUNTY FACTBOOK

BEST COPY AVAILABLE

PERMISSION TO REPRODUCE AND DISSEMINATE THIS MATERIAL HAS BEEN GRANTED BY

David L. Norris

TO THE EDUCATIONAL RESOURCES INFORMATION CENTER (ERIC)

1

About Children's Defense Fund

Children's Defense Fund (CDF) was founded in 1973 by Marian Wright Edelman to provide a strong and effective voice for the children of America who cannot vote, lobby, or speak for themselves. We pay particular attention to the needs of poor and minority children and those with disabilities. Our goal is to educate the nation about the needs of children and encourage preventive investment in children before they get sick, drop out of school, or get into trouble.

CDF is a unique organization because it focuses on programs and policies that affect large numbers of children, rather than on helping families on a case-by-case basis. CDF educates the public about the conditions of children and successful programs. We work to shape federal, state, and local policies for children by identifying cost-effective remedies.

Our main office is in Washington, D.C. CDF-Ohio began its work in Columbus in 1981 and is the oldest CDF state office. Ohio leads the country in grassroots support for CDF's local work through its Greater Cincinnati and Greater Columbus projects. CDF also maintains offices in California, New York, Minnesota, Mississippi, and South Carolina.

CDF is a private, nonprofit, nonpartisan, research and advocacy organization supported by foundations, corporate grants, and individual donations. As an independent voice for children, CDF does not accept government funds.

This publication as well as CDF's general research is supported by the KIDS COUNT Project of The Annie E. Casey Foundation. *Teen Births: A County-by-County Factbook* is the second in the series of *For Children For Ohio's Future*. In May 1998 CDF-Ohio released *Child Care: A County-by-County Factbook*.



Children's Defense Fund-Ohio
52 East Lynn Street, Suite 400
Columbus, Ohio 43215-3508
614.221.2244
fax: 614.221.2247
e-mail: cdfohio@infinet.com
Mark Real, Director

**Children's Defense Fund
Greater Cincinnati Project**
258 Erkenbrecher Avenue
Cincinnati, Ohio 45229
513.751.2332
fax: 513.751.2003
Eileen Cooper Reed, Advocate



For **Children** For Ohio's Future

Teen Births

A COUNTY-BY-COUNTY FACTBOOK

Table of Contents i

Acknowledgments ii

Introduction 1

Ohio Teen Birth Trends 2 - 9

Ohio Fact Sheet 10

County Fact Sheets 11 - 98

Fact Sheet Notes 99

Sources 100

©1998 by Children's Defense Fund-Ohio.
All Rights Reserved.
Printed in the United States of America.

ISBN:1-881985-18-0

Acknowledgments

Susan Hill was the primary analyst and writer of this report. Susan's dedication, organization, and attention to detail were at many times inspirational. Her team spirit, experience, and professionalism made the production of this report very smooth and crisis free.

Susan Jagers was integral to the production and completion of this publication. Susan provided guidance at every stage of the writing and preparation of data, as well as coordination of the design and printing. After many companies told her the transfer of data from spreadsheets directly to the county factsheets was impossible, she persevered until she found **Cap Gemini America**.

Rick Meador and **Karsten Poole** at Cap Gemini figured out how to complete the transfer and ensured that we learned the technology to use for future projects. The direct transfer preserves the integrity of the data by avoiding human input errors. **Art Andre** at Cap Gemini put us in touch with Rick and Karsten and kept in contact to ensure our needs were met.

We would like to thank **Robin Harris** for her continuing help throughout the project, especially on the text. We thank **Fritz Casey-Leininger** for converting and putting into workable form the Ohio Department of Health data which is the basis of this publication and for his review of the final data. For their review and comments, we thank **Erin Joyce, Mary Wachtel, David Norris,** and **Katherine Burnett**.

We thank **David Browning** of Browning Design and **Don Van Meter** of VMC Consulting for their work on design.

Finally, we would like to acknowledge **The Annie E. Casey Foundation** and their **KIDS Count** project for the support of this project and their dedication to documenting the status of children in our country.

With sincere appreciation,



Mark Real
Children's Defense Fund-Ohio
July 1998

Introduction

Teen Births: A County-by-County Factbook is the second report in the **For Children For Ohio's Future** series. The first report in the series is **Child Care: A County-by-County Factbook**. Because data on teen births is frequently requested and is a bench mark for the welfare of children, we are publishing this book to help those in a position to affect the teen birth problem. The most recently available data is for 1996.

Teen Births: A County-by-County Factbook includes Ohio and county fact sheets to document the:

- number of babies born to teen mothers in 1996 and whether this is an increase or decrease from five years ago in 1992
- percentage of all births which were teen births (Teen Birth Rate)
- percentage of all teen births to mothers who already had at least one child (Repeat Teen Birth Rate)
- percentage of all teen births which were to unmarried teens
- percentage of births to 18- and 19-year-old mothers without a high school diploma
- percentage of all teen births where the babies were low birthweight (less than 5.5 pounds)
- percentage of all adult births where the babies were low birthweight
- percentage of births to teens where the mother did not receive prenatal care during her first three months of pregnancy
- percentage of births to adults where the mother did not receive prenatal care during her first three months of pregnancy
- age breakdown of fathers of babies born to teen mothers
- education of fathers, age 18 and older, of babies born to teen mothers
- age breakdown of teen mothers, including breakdown by race in counties in which the African-American population exceeds 5,000.

Ohio Teen Birth Trends

More than 13 percent, or one in eight, of the infants born in Ohio in 1996 were born to teen parents. Many of these 20,156 babies and their mothers are at greater risk for poor outcomes such as health complications, low educational attainment, low earning potential, poverty, and reliance on public assistance. The average Ohio teen mother was 17.7 years old and unmarried when she gave birth in 1996. A large portion (43 percent) of 18- and 19-year-old mothers had not completed their high school education at the time their child was born. The average age of fathers of babies born to teen mothers in Ohio was almost 21, though 40 percent were still in their teens.

To assess Ohio's teen birth problem, we examined seven indicators for the five-year period from 1992 to 1996, the most recent data available. We found that two have improved (repeat births and early prenatal care), four have remained fairly constant (overall teen birth rate, low-birthweight births, high school completion, and age distribution among teen mothers), and one has worsened (births to unmarried teens).

1996 Teen Births Account for Same Proportion of All Births in Ohio as in 1992

The overall rate of teen births' has shown no improvement. The percentage of births to teens as a percentage of all births in Ohio in 1996 was 13.3 percent, slightly worse than the 1996 national rate of 12.9 percent, and about the same as Ohio's 1992 rate of 13.5 percent.

From 1992 to 1996, the number of Ohio births declined for both adult and teen mothers. While births to adult women declined by more than six percent, there was a nearly eight percent decline in births to teens. Ohio's teen birth rate would be much worse if not for the sharp decline in repeat births to teens. The 22.5 percent drop in repeat births accounts for more than 70 percent of the overall decrease in the number of births to teenagers.

In response to the decline in repeat teen births, the teen birth rate should have declined. Instead an increase in the number of births to first-time mothers offset this decline causing the teen birth rate to remain essentially level. In 1992, 75.0 percent of teen births were to first-time mothers but in 1996, 79.0 percent were.

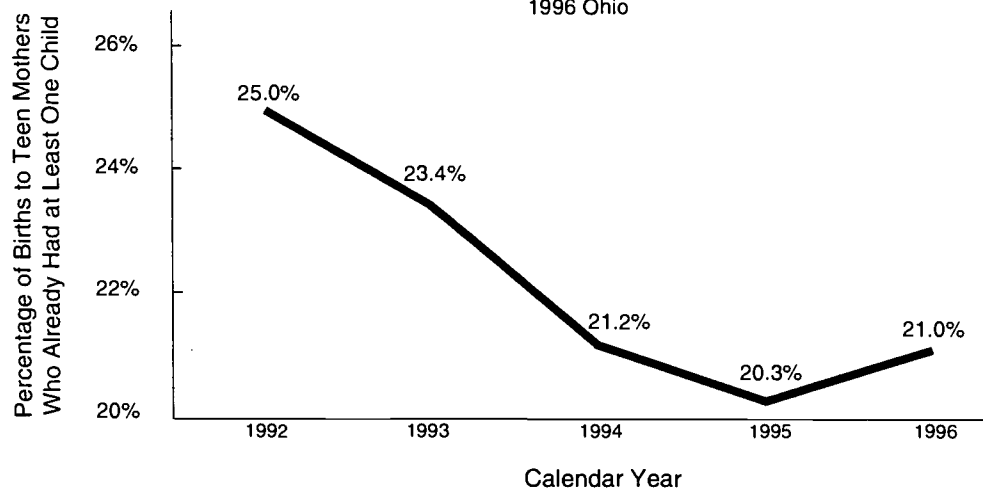
Repeat Births to Ohio Teens Decline

It is good news that the rate of teens having more than one baby while still a teenager has decreased. In 1992, when this rate peaked for the ten-year period from 1986 to 1996, one in four teen births was a repeat birth. By 1996, that ratio had improved to one in five. The national rate also shows improvement, even though in 1996 it stood at 21.4 percent, slightly higher than Ohio's 21.0 percent rate. While a lower repeat rate is good news, moms who have more than one child while still in their teens face additional hurdles to achieving self-sufficiency. In 1996, 4,236 teens had a repeat birth.

¹ The rate of teen births has been calculated by dividing the number of births to teens by the total number of births to all women. Using annually available vital statistics data allows comparisons to previous years and to other states. Counties can use vital statistics data to measure local trends. The actual number of Ohio teens by year of age is not counted except in Census years, the most recent being the 1990 Census. Many calculations of teen births per 1,000 are based on 1990 Census data for females ages 15 to 18 or 19 years old.

Repeat Teen Births

1996 Ohio



Source: Ohio Department of Health, Statistical Analysis Unit

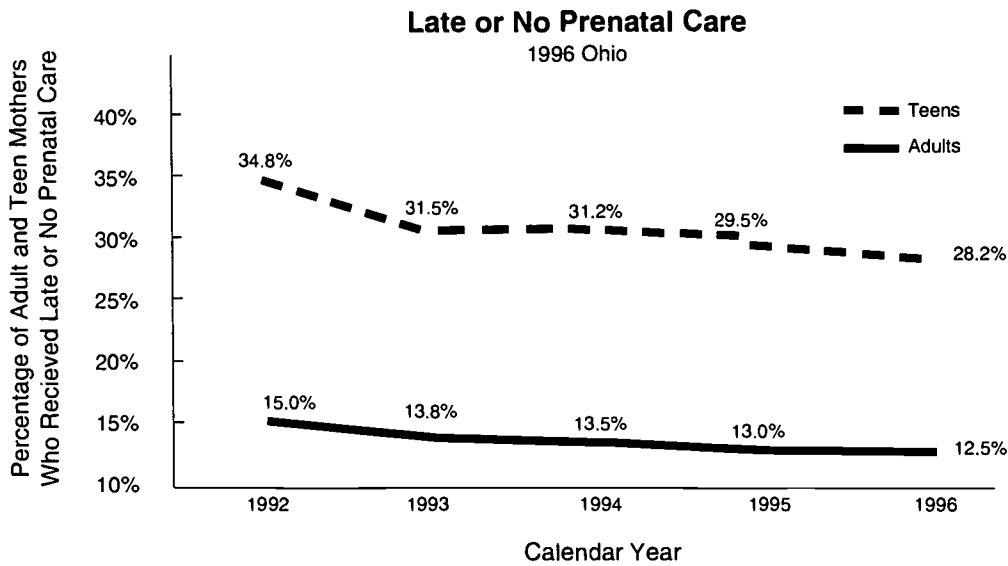
Calculations by CDF-Ohio

Prenatal Care Improves for Ohio Teens

Another positive trend is that for the five-year period from 1992 to 1996, more Ohio teens received prenatal care in the first trimester, improving from 65.2 percent in 1992 to 71.8 percent in 1996. Unfortunately, this means that almost three in ten teen mothers did not receive this important early preventive care in 1996. The teen rate of 28.2 percent is more than double the 12.5 percent rate for adult pregnant women not receiving prenatal care in the first trimester. Teens, especially young teens under age 15, have higher rates of complications with their pregnancies such as anemia, pregnancy-induced hypertension, prolonged or premature labor, uterine dysfunction, infection, postpartum hemorrhaging, and abnormal bleeding².

When women seek prenatal care in the first trimester of their pregnancy, health practitioners can identify major risk factors including smoking and drug and alcohol use, provide counseling on good nutrition, and prescribe prenatal vitamins. By monitoring the progress of the pregnancy, problems can be identified and addressed early in the pregnancy. Early prenatal care improves the likelihood of having a healthy baby and reduces health care costs before and after the delivery. Healthy babies are much less likely to require prolonged medical care and special services such as special education once they reach school age.

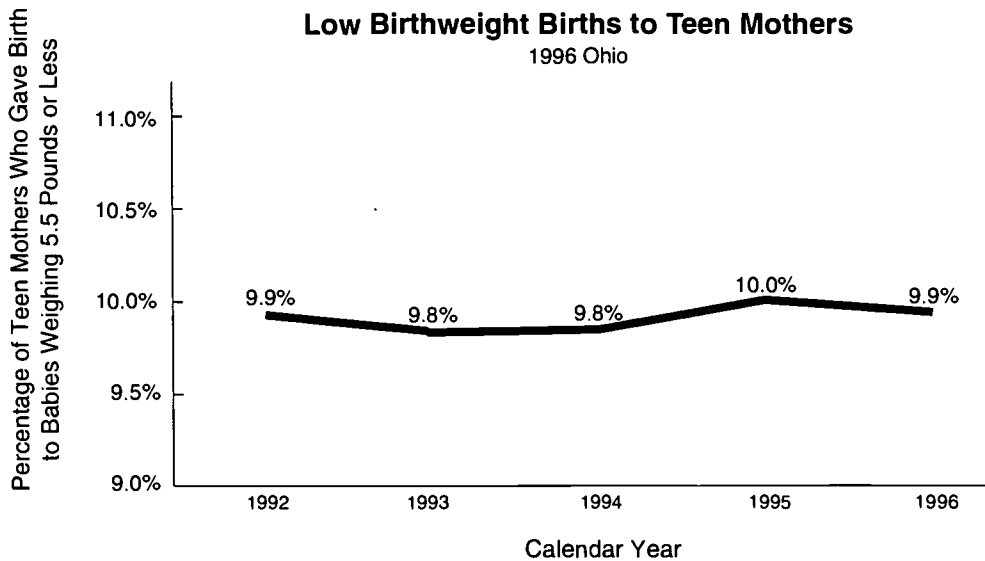
² Stephen R. Jorgensen, "Adolescent Pregnancy and Parenting," in Thomas P. Gullotta, Gerald R. Adams, and Raymond Montemayor (eds.), *Advances in Adolescent Development: Adolescent Sexuality, Vol. 5*, Sage Publications, Newbury Park, 1993, p. 127. Cheryl D. Hayes, "Consequences of Adolescent Childbearing," in Cheryl D. Hayes (ed.), *Risking the Future: Adolescent Sexuality, Pregnancy, and Childbearing*, National Academy Press, Washington, DC, 1987, p. 123-124. Laurie L. Meschke and Suzanne Bartholomae, in *Human Development Bulletin*, The Ohio State University Extension, Columbus, Winter, 1998, p. 1.



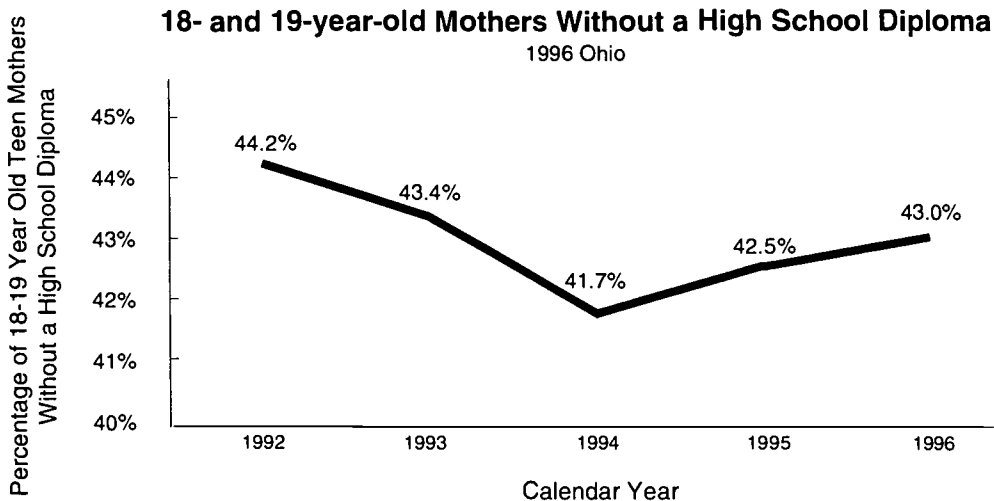
Source: Ohio Department of Health, Statistical Analysis Unit
Calculations by CDF-Ohio

1,997 Babies Born to Ohio Teens Were Low Birthweight in 1996

The weight at which a child is born is one of the most important predictors of his or her subsequent health and survival.³ In 1996, one in ten babies born to Ohio teen mothers was low birthweight (5.5 pounds or less). Teens were more likely than adults to give birth to a low-birthweight baby. The teen rate was 9.9 percent, and the adult rate, 7.2 percent. Although teens gave birth to 13.3 percent of the babies born in Ohio, they gave birth to 17.4 percent of the low-birthweight babies. Despite improved prenatal care for teens, the rate of low-birthweight babies has not improved from the 9.9 percent rate in 1992. Low-birthweight infants are six times more likely to die in the first year of life than those of normal birthweight.⁴



Source: Ohio Department of Health, Statistical Analysis Unit
Calculations by CDF-Ohio



Source: Ohio Department of Health, Statistical Analysis Unit
Calculations by CDF-Ohio

Rate of 18- and 19-Year-Old Teen Mothers Without High School Diplomas Stagnant

The late 1990s have been a good time economically for Ohio. But as the economy has prospered, the earning potential of unskilled workers has declined. The rate of 18- and 19-year-old Ohio mothers without a high school education at the time their baby was born has not improved much in the last five years. In 1992, 44.2 percent of 18- and 19-year-olds giving birth had not completed high school, and in 1996, 43.0 percent had not. In 1996, many 18- and 19-year-old mothers faced responsibility for supporting themselves and their children without the basic credential of a high school diploma. Eight- to 12-year-old children born to unmarried teenage mothers who have not completed their high school education are ten times more likely to live in poverty than children born to married, adult women with high school diplomas.⁵

³ U.S. Department of Health and Human Services, Center for Disease Control and Prevention, National Center for Health Statistics, Hyattsville, *Monthly Vital Statistics Report*, Vol. 46, No. 6(S)2, February 26, 1998, p. 5.

⁴ Ibid.

⁵ The Annie E. Casey Foundation, *KIDS COUNT Data Book: State Profiles of Child Well-Being, 1998*, The Annie E. Casey Foundation, Baltimore, 1998, p. 20.

One-Third of Ohio Teen Mothers Are Too Young To Vote

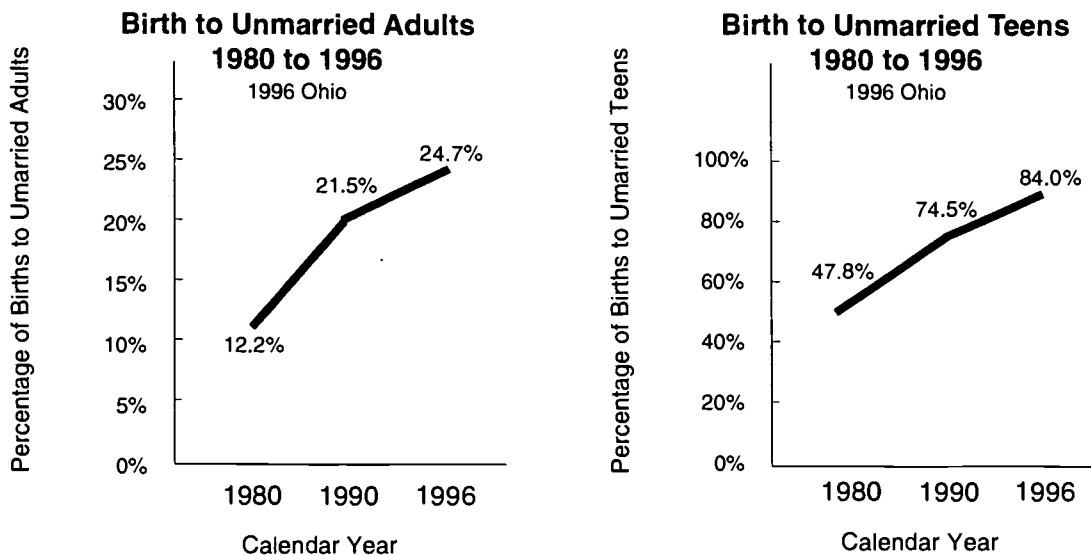
The age distribution among younger and older teen mothers has shown little change in the past five years. In 1996, 7.1 percent of teen births were to teens 15 years old or younger, 29.7 percent were to teens 16 and 17 years old, and 63.2 percent were to teens 18 and 19 years old. That is, 36.8 percent of teens bearing children were age 17 or younger. Though all teen parents face obstacles to self-sufficiency and complex emotional issues, younger teen mothers face a different set of challenges. The father of their child is also likely to be younger and therefore less able to contribute financial and emotional support. Younger teens have not attended as many years of formal education and therefore are further away from earning a high school diploma than older teens. Finally, younger teens are less emotionally mature and have even fewer coping and life skills.

Births to Unmarried Teen Parents Rise to 84 Percent

Of the seven indicators reviewed in this report, only one, the rate of births to unmarried teens, shows no sign of improving or leveling off. From 1992 to 1996, births to unmarried teens rose from 79.3 to 84.0 percent of teen births, a 5.9 percent increase. This rate has increased by 75.7 percent since 1980 when 47.8 percent of births to teens were to unmarried parents. Ohio's 1996 rate is substantially worse than the 1996 national rate of 76.3 percent.

This is not a new teen-only trend. The increase in births to unmarried teen mothers reflects the increase in births to adult unmarried women. From 1992 to 1996, the rate of births to unmarried adult parents in Ohio increased 5.6 percent, from 23.4 percent in 1992 to 24.7 percent in 1996. Teens accounted for only one-third of all births to unmarried parents in 1996.

Children born to unmarried parents are less likely to have the financial and emotional support of both parents. These children are also more likely to experience a spell of poverty during their childhoods than children born to married parents.



Source: Ohio Department of Health, Statistical Analysis Unit
Calculations by CDF-Ohio

Consider Fathers

Often, the discussion of teen births does not consider the role of the father. Although we only have data for two-thirds of the fathers of babies born to teenage mothers, we know that on average they are older and more educated than their children's mothers. Sixty percent of fathers of babies born to teen mothers were age 20 or older, and 65.3 percent of fathers age 18 or older had completed high school. While most fathers were not teens, only a small percentage—12.5 percent—were 25 years old or older. The average age of fathers was 20.9 years old, and the average age of mothers was 17.7 years old, at the time of their babies' birth.

These demographic characteristics tell us that fathers of children born to teen mothers in Ohio can play an important role in their children's lives. While young fathers may not initially be able to provide much financial support for their children, as they grow older their employment prospects and earnings usually improve. For unmarried teen parents, establishing paternity is important because it provides access to family medical history, father's earnings through child support, inheritance, survivors' benefits, and possibly other life or disability insurance proceeds. Unmarried fathers whose paternity is legally established are required to support their child until the child turns 18. Establishing paternity is the necessary legal link to child support orders and collections. Collection of child support can make the difference between poverty and a more secure life for a child.

Most Ohio Teen Births Are to White Teens, But Black Rate is High

In 1996, African-American teens who gave birth were less likely to be married, less likely to receive early prenatal care, and more likely to give birth to low-birthweight babies (see Table 1). While many aspects of teen pregnancy prevention and health programs can be addressed to all teens, differing rates by race in some indicators suggest that a more tailored approach is needed.

TABLE 1 Ohio Teen Births by Race 1996

	Total Births	Births to Unmarried Parents	Late or No Prenatal Care	Low Birthweight	Repeat Births
Black Teens	6,124	97.0%	34.8%	12.8%	27.6%
White Teens	13,697	78.3%	25.2%	8.6%	18.1%

Source: Ohio Department of Health, Statistical Analysis Unit
Calculations by CDF-Ohio.

Two-thirds of the babies born to Ohio teen mothers in 1996 were born to white teenagers, and less than one-third were born to African-American teenagers. The 1996 teen birth rate for white teens was 11.1 percent, or one in nine white babies born in Ohio, and for African-American teens it was 24.9 percent, or one in four African-American babies born in Ohio. African-American teen mothers were younger when they gave birth. In 1996, 10.8 percent of black teen mothers were 15 years old or younger, while only 5.5 percent of white teen mothers were. More white teens than black teens were 18 and 19 year olds, 66.3 versus 56.3 percent, respectively. Ninety-seven percent of African-American teen mothers and 78.3 percent of white teen mothers were not married when they gave birth in 1996.

Although these measures are worse for African-American teen mothers than white teen mothers, some indicators have been consistently improving among African-American teen mothers from 1992 to 1996. Most dramatically, repeat births to black teens have decreased from 33.7 percent in 1992 to 27.6 percent in 1996, an 18.0 percent improvement compared with the 13.4 percent improvement in the same period for white teens. The incidence of black babies born at low birthweight has improved from five years ago, as has the rate of black teen mothers receiving prenatal care in the first trimester.

Urban Counties Account for Half of Teen Births in Ohio, but Rural Appalachia Has Highest Rate of Teen Births

Of the Ohio counties with the ten worst teen birth rates⁶, eight are in historically poor, predominantly white, rural Appalachia. Appalachian teens are more likely to be married at the time of birth than urban teens. Seven of the ten counties with the lowest percentage of births to unmarried teens are Appalachian; none are large urban counties. However, even in Adams County, the county with the lowest percentage of births to unmarried teens, the rate is still high at 55.6 percent. In contrast, in each of the eight urban counties⁷ in Ohio, the rate of births to unmarried teens is more than 85.0 percent. The high urban rate of births to unmarried teen parents reflects the high rate of births to unmarried parents of all ages in urban areas which was 37.9 percent in 1996. In the eight urban areas, 45.1 percent of births to unmarried teen parents were to unmarried white teen parents and 53.2 percent were to unmarried black teen parents.

Though the teen birth rates in Appalachian counties are some of the worst in Ohio, births in all 29 Appalachian counties⁸ in Ohio represent only 13.6 percent of the total births to teens. Ohio's eight urban counties account for 51.0 percent of Ohio's teen births and the ten largest population counties⁹ for 56.8 percent.

⁶ Because two counties are tied for the tenth place, there are actually eleven counties that comprise the counties with the worst ten teen birth rates. Eight of the eleven are Appalachian. See Table 2.

⁷ The eight counties classified as **Urban** contain Ohio's largest cities by population and are Cuyahoga, Franklin, Hamilton, Lucas, Mahoning, Montgomery, Stark, and Summit. Based on figures prepared by the Office of Strategic Research, Ohio Department of Development with data from The Census Bureau of the U.S. Population Estimates Branch.

TABLE 2 Counties with the Worst Teen Birth Rates 1996

Rank	County	Births	Teen Birth Rate	Classification
1	Scioto	249	24.5%	Appalachian
2	Pike	76	22.2%	Appalachian
3	Morgan	40	20.8%	Appalachian
4	Crawford	125	20.0%	
5	Vinton	32	19.4%	Appalachian
5	Adams	63	19.4%	Appalachian
5	Ross	173	19.4%	Appalachian
8	Hocking	69	19.1%	Appalachian
8	Marion	157	19.1%	
10	Clark	345	18.5%	
10	Brown	104	18.5%	Appalachian

Source: Ohio Department of Health, Statistical Analysis Unit
Calculations by CDF-Ohio.

The following section of this report provides county-by-county fact sheets containing teen birth statistics from 1992 through 1996.

⁸ The 29 counties (Governor's Office of Appalachia) that classify as **Appalachian** are Adams, Athens, Belmont, Brown, Carroll, Clermont, Columbiana, Coshocton, Gallia, Guernsey, Harrison, Highland, Hocking, Holmes, Jackson, Jefferson, Lawrence, Meigs, Monroe, Morgan, Muskingum, Noble, Perry, Pike, Ross, Scioto, Tuscarawas, Vinton, and Washington.

⁹ The ten counties classified as the **Largest Population** counties are Butler, Cuyahoga, Franklin, Hamilton, Lorain, Lucas, Mahoning, Montgomery, Stark, and Summit. Based on figures prepared by the Office of Strategic Research, Ohio Department of Development with data from The Census Bureau of the U.S. Population Estimates Branch.

Ohio

In 1996, 20,156 babies were born to Ohio teen mothers, down 7.8 percent from 1992 when 21,868 babies were born to teen mothers.



Births to Teens

	1992	1993	1994	1995	1996	US 1996
Births to teens as a percentage of all births	13.5%	13.6%	13.6%	13.7%	13.3%	12.9%
Births to teen mothers who already have at least one child	25.0%	23.4%	21.2%	20.3%	21.0%	21.4%
Births to unmarried teens as a percentage of all teen births	79.3%	81.4%	82.0%	82.9%	84.0%	76.3%
Percentage of 18- and 19-year-old mothers without a high school diploma	44.2%	43.4%	41.7%	42.5%	43.0%	46.8%

1996

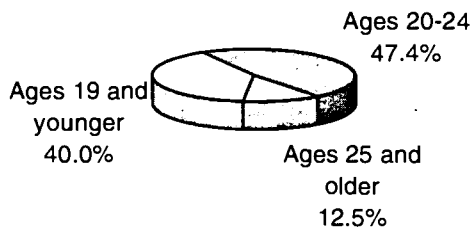
Teen Mother and Infant Health Care

Low Birthweight In 1996, 9.9 percent of babies born to Ohio teens were low birthweight (under 5.5 pounds), compared to 7.2 percent of babies born to adults.

Late Prenatal Care In 1996, 28.2 percent of Ohio pregnant teens did not receive prenatal care during their first three months of pregnancy compared to 12.5 percent of adults.

Fathers of Babies Born to Teen Mothers

Fathers' Ages



Fathers' Education

Of fathers ages 18 and older 65.3 percent had at least a high school diploma.

BEST COPY AVAILABLE

Teen Mothers

Mothers' Ages	Total		White		Black	
	Births	% of Births	Births	% of Births	Births	% of Births
Ages 15 and younger	1,438	7.1%	750	5.5%	659	10.8%
Ages 16 and 17	5,983	29.7%	3,861	28.2%	2,018	33.0%
Ages 18 and 19	12,735	63.2%	9,086	66.3%	3,447	56.3%
Total Births to Teen Mothers	20,156	100.0%	13,697	100.0%	6,124	100.0%

Adams County

In 1996, 63 babies were born to Adams County teen mothers, down 33.7 percent from 1992 when 95 babies were born to teen mothers.

Births to Teens

	1992	1993	1994	1995	1996	Ohio 1996
Births to teens as a percentage of all births	24.2%	22.7%	24.3%	20.9%	19.4%	13.3%
Births to teen mothers who already have at least one child	27.4%	16.7%	18.9%	16.7%	25.4%	21.0%
Births to unmarried teens as a percentage of all teen births	46.3%	59.0%	46.7%	57.7%	55.6%	84.0%
Percentage of 18- and 19-year-old mothers without a high school diploma	50.8%	34.8%	42.3%	40.0%	53.7%	43.0%

1996

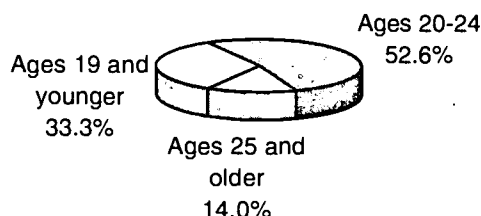
Teen Mother and Infant Health Care

Low Birthweight In 1996, 3.2 percent of babies born to Adams County teens were low birthweight (under 5.5 pounds), compared to 8.0 percent of babies born to adults.

Late Prenatal Care In 1996, 15.9 percent of Adams County pregnant teens did not receive prenatal care during their first three months of pregnancy compared to 12.6 percent of adults.

Fathers of Babies Born to Teen Mothers

Fathers' Ages



Fathers' Education

Of fathers ages 18 and older 55.8 percent had at least a high school diploma.

Teen Mothers

Mothers' Ages	Births	% of Births
Ages 15 and younger	4	6.3%
Ages 16 and 17	18	28.6%
Ages 18 and 19	41	65.1%
Total Births to Teen Mothers	63	100.0%

Allen County



In 1996, 265 babies were born to Allen County teen mothers, down 2.2 percent from 1992 when 271 babies were born to teen mothers.

Births to Teens

	1992	1993	1994	1995	1996	Ohio 1996
Births to teens as a percentage of all births	17.2%	19.0%	18.7%	19.1%	18.2%	13.3%
Births to teen mothers who already have at least one child	27.3%	22.9%	24.0%	19.5%	22.6%	21.0%
Births to unmarried teens as a percentage of all teen births	83.0%	84.7%	86.6%	89.0%	87.9%	84.0%
Percentage of 18- and 19-year-old mothers without a high school diploma	49.7%	41.5%	50.6%	41.8%	42.0%	43.0%

1996

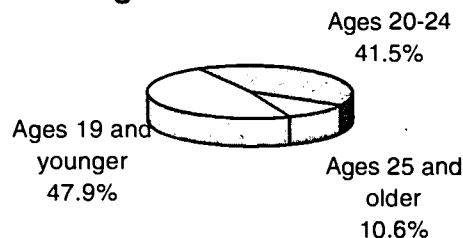
Teen Mother and Infant Health Care

Low Birthweight In 1996, 10.9 percent of babies born to Allen County teens were low birthweight (under 5.5 pounds), compared to 6.3 percent of babies born to adults.

Late Prenatal Care In 1996, 28.9 percent of Allen County pregnant teens did not receive prenatal care during their first three months of pregnancy compared to 14.2 percent of adults.

Fathers of Babies Born to Teen Mothers

Fathers' Ages



Fathers' Education

Of fathers ages 18 and older 68.8 percent had at least a high school diploma.

Teen Mothers

Mothers' Ages	Total		White		Black	
	Births	% of Births	Births	% of Births	Births	% of Births
Ages 15 and younger	26	9.8%	12	7.0%	13	14.3%
Ages 16 and 17	70	26.4%	40	23.3%	30	33.0%
Ages 18 and 19	169	63.8%	120	69.8%	48	52.7%
Total Births to Teen Mothers	265	100.0%	172	100.0%	91	100.0%

Ashland County



In 1996, 83 babies were born to Ashland County teen mothers, down 6.7 percent from 1992 when 89 babies were born to teen mothers.

Births to Teens

	1992	1993	1994	1995	1996	Ohio 1996
Births to teens as a percentage of all births	13.6%	12.8%	13.4%	11.0%	12.8%	13.3%
Births to teen mothers who already have at least one child	18.0%	21.0%	28.2%	22.7%	21.7%	21.0%
Births to unmarried teens as a percentage of all teen births	71.9%	69.1%	69.4%	69.3%	74.7%	84.0%
Percentage of 18- and 19-year-old mothers without a high school diploma	31.0%	45.1%	26.7%	37.3%	37.9%	43.0%

1996

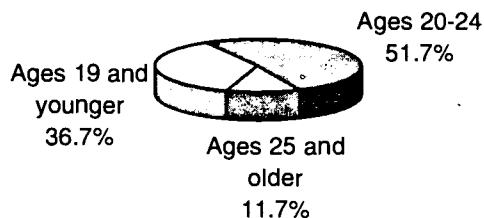
Teen Mother and Infant Health Care

Low Birthweight In 1996, 7.2 percent of babies born to Ashland County teens were low birthweight (under 5.5 pounds), compared to 4.4 percent of babies born to adults.

Late Prenatal Care In 1996, 25.3 percent of Ashland County pregnant teens did not receive prenatal care during their first three months of pregnancy compared to 24.9 percent of adults.

Fathers of Babies Born to Teen Mothers

Fathers' Ages



Fathers' Education

Of fathers ages 18 and older 71.9 percent had at least a high school diploma.

Teen Mothers

Mothers' Ages	Births	% of Births
Ages 15 and younger	1	1.2%
Ages 16 and 17	24	28.9%
Ages 18 and 19	58	69.9%
Total Births to Teen Mothers	83	100.0%

Ashtabula County



In 1996, 190 babies were born to Ashtabula County teen mothers, down 9.5 percent from 1992 when 210 babies were born to teen mothers.

Births to Teens

	1992	1993	1994	1995	1996	Ohio 1996
Births to teens as a percentage of all births	14.8%	15.9%	16.8%	15.5%	14.6%	13.3%
Births to teen mothers who already have at least one child	26.2%	21.0%	18.3%	18.6%	20.0%	21.0%
Births to unmarried teens as a percentage of all teen births	70.5%	68.7%	77.0%	79.5%	78.9%	84.0%
Percentage of 18- and 19-year-old mothers without a high school diploma	37.9%	38.8%	41.5%	46.0%	47.2%	43.0%

1996

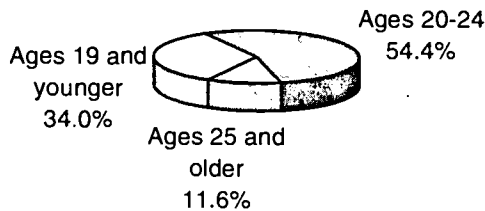
Teen Mother and Infant Health Care

Low Birthweight In 1996, 8.9 percent of babies born to Ashtabula County teens were low birthweight (under 5.5 pounds), compared to 6.0 percent of babies born to adults.

Late Prenatal Care In 1996, 21.8 percent of Ashtabula County pregnant teens did not receive prenatal care during their first three months of pregnancy compared to 14.9 percent of adults.

Fathers of Babies Born to Teen Mothers

Fathers' Ages



Fathers' Education

Of fathers ages 18 and older 64.7 percent had at least a high school diploma.

BEST COPY AVAILABLE

Teen Mothers

Mothers' Ages	Births	% of Births
Ages 15 and younger	11	5.8%
Ages 16 and 17	54	28.4%
Ages 18 and 19	125	65.8%
Total Births to Teen Mothers	190	100.0%

Athens County



In 1996, 102 babies were born to Athens County teen mothers, up 12.1 percent from 1992 when 91 babies were born to teen mothers.

Births to Teens

	1992	1993	1994	1995	1996	Ohio 1996
Births to teens as a percentage of all births	13.0%	16.7%	14.7%	16.2%	17.1%	13.3%
Births to teen mothers who already have at least one child	18.7%	17.1%	20.8%	20.6%	20.6%	21.0%
Births to unmarried teens as a percentage of all teen births	71.4%	70.5%	76.0%	77.6%	72.5%	84.0%
Percentage of 18- and 19-year-old mothers without a high school diploma	35.0%	25.8%	42.6%	40.5%	50.7%	43.0%

1996

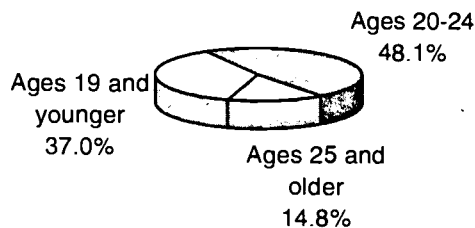
Teen Mother and Infant Health Care

Low Birthweight In 1996, 8.8 percent of babies born to Athens County teens were low birthweight (under 5.5 pounds), compared to 7.5 percent of babies born to adults.

Late Prenatal Care In 1996, 32.4 percent of Athens County pregnant teens did not receive prenatal care during their first three months of pregnancy compared to 18.3 percent of adults.

Fathers of Babies Born to Teen Mothers

Fathers' Ages



Fathers' Education

Of fathers ages 18 and older 68.1 percent had at least a high school diploma.

Teen Mothers

Mothers' Ages	Births	% of Births
Ages 15 and younger	4	3.9%
Ages 16 and 17	27	26.5%
Ages 18 and 19	71	69.6%
Total Births to Teen Mothers	102	100.0%

Auglaize County



In 1996, 68 babies were born to Auglaize County teen mothers, up 4.6 percent from 1992 when 65 babies were born to teen mothers.

Births to Teens

	1992	1993	1994	1995	1996	Ohio 1996
Births to teens as a percentage of all births	9.9%	11.9%	12.5%	11.9%	11.4%	13.3%
Births to teen mothers who already have at least one child	10.8%	9.6%	17.9%	15.1%	16.2%	21.0%
Births to unmarried teens as a percentage of all teen births	66.2%	78.1%	78.2%	75.3%	82.4%	84.0%
Percentage of 18- and 19-year-old mothers without a high school diploma	30.8%	18.4%	27.5%	32.5%	22.9%	43.0%

1996

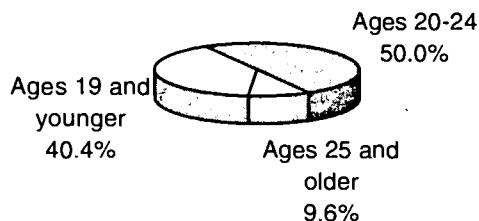
Teen Mother and Infant Health Care

Low Birthweight In 1996, 16.2 percent of babies born to Auglaize County teens were low birthweight (under 5.5 pounds), compared to 3.8 percent of babies born to adults.

Late Prenatal Care In 1996, 20.9 percent of Auglaize County pregnant teens did not receive prenatal care during their first three months of pregnancy compared to 8.4 percent of adults.

Fathers of Babies Born to Teen Mothers

Fathers' Ages



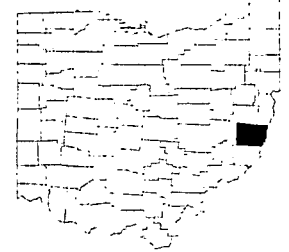
Fathers' Education

Of fathers ages 18 and older 80.4 percent had at least a high school diploma.

Teen Mothers

Mothers' Ages	Births	% of Births
Ages 15 and younger	8	11.8%
Ages 16 and 17	12	17.6%
Ages 18 and 19	48	70.6%
Total Births to Teen Mothers	68	100.0%

Belmont County



In 1996, 76 babies were born to Belmont County teen mothers, down 35.0 percent from 1992 when 117 babies were born to teen mothers.

Births to Teens:

	1992	1993	1994	1995	1996	Ohio 1996
Births to teens as a percentage of all births	14.8%	13.7%	11.7%	12.1%	11.2%	13.3%
Births to teen mothers who already have at least one child	15.4%	17.0%	16.7%	13.3%	22.4%	21.0%
Births to unmarried teens as a percentage of all teen births	81.2%	73.2%	75.6%	74.7%	80.3%	84.0%
Percentage of 18- and 19-year-old mothers without a high school diploma	50.7%	39.7%	53.4%	47.3%	53.6%	43.0%

1996


Teen Mother and Infant Health Care

Low Birthweight In 1996, 3.9 percent of babies born to Belmont County teens were low birthweight (under 5.5 pounds), compared to 4.5 percent of babies born to adults.

Late Prenatal Care In 1996, 32.0 percent of Belmont County pregnant teens did not receive prenatal care during their first three months of pregnancy compared to 15.9 percent of adults.

Fathers of Babies Born to Teen Mothers

Fathers' Ages



Fathers' Education

Of fathers ages 18 and older 68.6 percent had at least a high school diploma.

Teen Mothers

Mothers' Ages	Births	% of Births
Ages 15 and younger	4	5.3%
Ages 16 and 17	16	21.1%
Ages 18 and 19	56	73.7%
Total Births to Teen Mothers	76	100.0%

Brown County

In 1996, 104 babies were born to Brown County teen mothers, up 22.4 percent from 1992 when 85 babies were born to teen mothers.



Births to Teens

	1992	1993	1994	1995	1996	Ohio 1996
Births to teens as a percentage of all births	15.9%	14.6%	16.3%	17.5%	18.5%	13.3%
Births to teen mothers who already have at least one child	14.1%	11.7%	17.8%	18.8%	22.1%	21.0%
Births to unmarried teens as a percentage of all teen births	64.7%	71.4%	58.9%	66.7%	73.1%	84.0%
Percentage of 18- and 19-year-old mothers without a high school diploma	44.6%	40.8%	47.3%	52.4%	40.9%	43.0%

1996

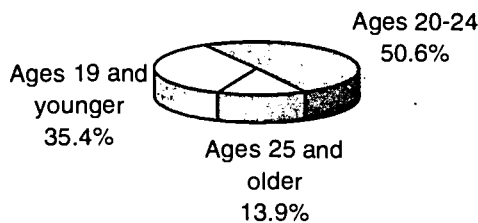
Teen Mother and Infant Health Care

Low Birthweight In 1996, 8.7 percent of babies born to Brown County teens were low birthweight (under 5.5 pounds), compared to 7.0 percent of babies born to adults.

Late Prenatal Care In 1996, 27.9 percent of Brown County pregnant teens did not receive prenatal care during their first three months of pregnancy compared to 11.4 percent of adults.

Fathers of Babies Born to Teen Mothers

Fathers' Ages



Fathers' Education

Of fathers ages 18 and older 60.8 percent had at least a high school diploma.

BEST COPY AVAILABLE

Teen Mothers

Mothers' Ages	Births	% of Births
Ages 15 and younger	2	1.9%
Ages 16 and 17	36	34.6%
Ages 18 and 19	66	63.5%
Total Births to Teen Mothers	104	100.0%

Butler County

In 1996, 582 babies were born to Butler County teen mothers, down 0.7 percent from 1992 when 586 babies were born to teen mothers.

Births to Teens

	1992	1993	1994	1995	1996	Ohio 1996
Births to teens as a percentage of all births	13.2%	13.2%	13.5%	12.9%	13.2%	13.3%
Births to teen mothers who already have at least one child	24.6%	23.3%	18.0%	19.0%	17.9%	21.0%
Births to unmarried teens as a percentage of all teen births	69.6%	79.7%	77.1%	80.3%	80.9%	84.0%
Percentage of 18- and 19-year-old mothers without a high school diploma	40.3%	44.3%	43.3%	43.1%	43.5%	43.0%

1996

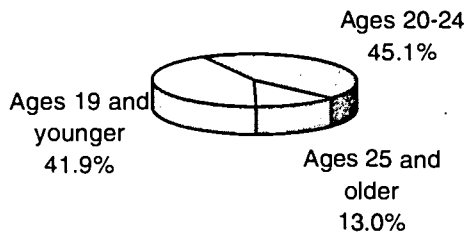
Teen Mother and Infant Health Care

Low Birthweight In 1996, 9.5 percent of babies born to Butler County teens were low birthweight (under 5.5 pounds), compared to 6.5 percent of babies born to adults.

Late Prenatal Care In 1996, 32.2 percent of Butler County pregnant teens did not receive prenatal care during their first three months of pregnancy compared to 10.8 percent of adults.

Fathers of Babies Born to Teen Mothers

Fathers' Ages



Fathers' Education

Of fathers ages 18 and older 66.0 percent had at least a high school diploma.

Teen Mothers

Mothers' Ages	Total		White		Black	
	Births	% of Births	Births	% of Births	Births	% of Births
Ages 15 and younger	31	5.3%	23	4.6%	7	9.0%
Ages 16 and 17	175	30.1%	152	30.5%	23	29.5%
Ages 18 and 19	376	64.6%	323	64.9%	48	61.5%
Total Births to Teen Mothers	582	100.0%	498	100.0%	78	100.0%

Carroll County



In 1996, 27 babies were born to Carroll County teen mothers, down 28.9 percent from 1992 when 38 babies were born to teen mothers.

Births to Teens

	1992	1993	1994	1995	1996	Ohio 1996
Births to teens as a percentage of all births	11.6%	17.3%	14.0%	12.6%	9.6%	13.3%
Births to teen mothers who already have at least one child	21.1%	13.7%	15.9%	7.1%	7.4%	21.0%
Births to unmarried teens as a percentage of all teen births	63.2%	56.9%	65.9%	64.3%	81.5%	84.0%
Percentage of 18- and 19-year-old mothers without a high school diploma	26.9%	38.9%	21.9%	19.4%	47.4%	43.0%

1996

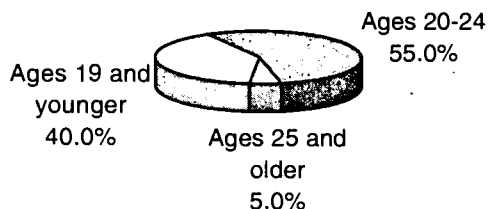
Teen Mother and Infant Health Care

Low Birthweight In 1996, 3.7 percent of babies born to Carroll County teens were low birthweight (under 5.5 pounds), compared to 9.4 percent of babies born to adults.

Late Prenatal Care In 1996, 22.2 percent of Carroll County pregnant teens did not receive prenatal care during their first three months of pregnancy compared to 13.7 percent of adults.

Fathers of Babies Born to Teen Mothers

Fathers' Ages



Fathers' Education

Of fathers ages 18 and older 68.4 percent had at least a high school diploma.

Teen Mothers

Mothers' Ages	Births	% of Births
Ages 15 and younger	1	3.7%
Ages 16 and 17	7	25.9%
Ages 18 and 19	19	70.4%
Total Births to Teen Mothers	27	100.0%

Champaign County

In 1996, 71 babies were born to Champaign County teen mothers, up 6.0 percent from 1992 when 67 babies were born to teen mothers.

Births to Teens

	1992	1993	1994	1995	1996	Ohio 1996
Births to teens as a percentage of all births	13.8%	12.6%	14.4%	15.6%	14.5%	13.3%
Births to teen mothers who already have at least one child	14.9%	21.0%	11.9%	23.4%	15.5%	21.0%
Births to unmarried teens as a percentage of all teen births	70.1%	74.2%	71.6%	68.8%	73.2%	84.0%
Percentage of 18- and 19-year-old mothers without a high school diploma	23.9%	35.7%	34.9%	33.3%	39.2%	43.0%

1996

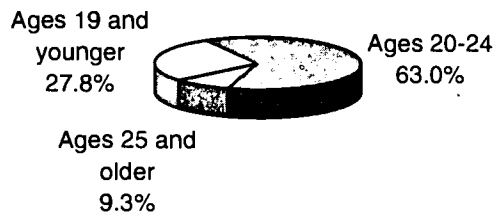
Teen Mother and Infant Health Care

Low Birthweight In 1996, 7.0 percent of babies born to Champaign County teens were low birthweight (under 5.5 pounds), compared to 5.7 percent of babies born to adults.

Late Prenatal Care In 1996, 22.5 percent of Champaign County pregnant teens did not receive prenatal care during their first three months of pregnancy compared to 8.9 percent of adults.

Fathers of Babies Born to Teen Mothers

Fathers' Ages



Fathers' Education


Of fathers ages 18 and older 72.5 percent had at least a high school diploma.

Teen Mothers

Mothers' Ages	Births	% of Births
Ages 15 and younger	0	0.0%
Ages 16 and 17	20	28.2%
Ages 18 and 19	51	71.8%
Total Births to Teen Mothers	71	100.0%

Clark County

In 1996, 345 babies were born to Clark County teen mothers, down 6.8 percent from 1992 when 370 babies were born to teen mothers.



Births to Teens

	1992	1993	1994	1995	1996	Ohio 1996
Births to teens as a percentage of all births	17.9%	18.4%	17.4%	17.8%	18.5%	13.3%
Births to teen mothers who already have at least one child	27.6%	24.5%	20.4%	19.8%	25.8%	21.0%
Births to unmarried teens as a percentage of all teen births	80.5%	79.5%	79.6%	80.5%	84.1%	84.0%
Percentage of 18- and 19-year-old mothers without a high school diploma	51.9%	49.2%	42.8%	50.2%	49.5%	43.0%

1996

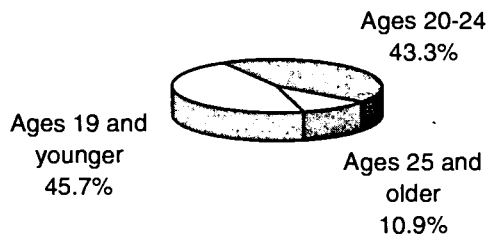
Teen Mother and Infant Health Care

Low Birthweight In 1996, 9.0 percent of babies born to Clark County teens were low birthweight (under 5.5 pounds), compared to 7.0 percent of babies born to adults.

Late Prenatal Care In 1996, 23.0 percent of Clark County pregnant teens did not receive prenatal care during their first three months of pregnancy compared to 12.2 percent of adults.

Fathers of Babies Born to Teen Mothers

Fathers' Ages



Fathers' Education

Of fathers ages 18 and older 54.4 percent had at least a high school diploma.

Teen Mothers

Mothers' Ages	Total		White		Black	
	Births	% of Births	Births	% of Births	Births	% of Births
Ages 15 and younger	24	7.0%	15	5.7%	8	10.3%
Ages 16 and 17	119	34.5%	90	34.4%	26	33.3%
Ages 18 and 19	202	58.6%	157	59.9%	44	56.4%
Total Births to Teen Mothers	345	100.0%	262	100.0%	78	100.0%

Clermont County

In 1996, 290 babies were born to Clermont County teen mothers, down 10.8 percent from 1992 when 325 babies were born to teen mothers.

Births to Teens

	1992	1993	1994	1995	1996	Ohio 1996
Births to teens as a percentage of all births	12.8%	12.6%	12.3%	12.2%	11.9%	13.3%
Births to teen mothers who already have at least one child	19.4%	16.1%	17.9%	16.8%	16.9%	21.0%
Births to unmarried teens as a percentage of all teen births	68.3%	75.2%	73.3%	78.4%	75.5%	84.0%
Percentage of 18- and 19-year-old mothers without a high school diploma	46.8%	45.3%	42.8%	44.4%	46.0%	43.0%

1996

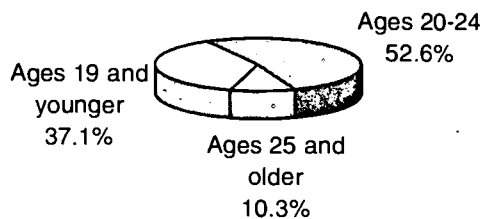
Teen Mother and Infant Health Care

Low Birthweight In 1996, 7.2 percent of babies born to Clermont County teens were low birthweight (under 5.5 pounds), compared to 5.7 percent of babies born to adults.

Late Prenatal Care In 1996, 26.9 percent of Clermont County pregnant teens did not receive prenatal care during their first three months of pregnancy compared to 6.7 percent of adults.

Fathers of Babies Born to Teen Mothers

Fathers' Ages



Fathers' Education

Of fathers ages 18 and older 74.5 percent had at least a high school diploma.

Teen Mothers

Mothers' Ages	Births	% of Births
Ages 15 and younger	18	6.2%
Ages 16 and 17	83	28.6%
Ages 18 and 19	189	65.2%
Total Births to Teen Mothers	290	100.0%

Clinton County



In 1996, 92 babies were born to Clinton County teen mothers, up 12.2 percent from 1992 when 82 babies were born to teen mothers.

Births to Teens

	1992	1993	1994	1995	1996	Ohio 1996
Births to teens as a percentage of all births	15.4%	12.4%	16.6%	15.1%	15.4%	13.3%
Births to teen mothers who already have at least one child	23.2%	22.2%	20.5%	21.0%	17.4%	21.0%
Births to unmarried teens as a percentage of all teen births	56.1%	61.9%	72.7%	64.2%	59.8%	84.0%
Percentage of 18- and 19-year-old mothers without a high school diploma	43.4%	44.4%	29.1%	39.4%	39.4%	43.0%

1996

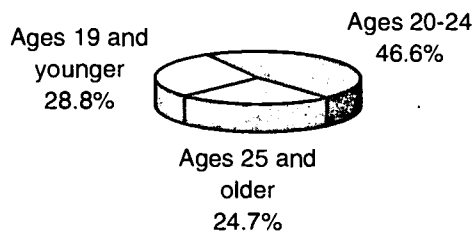
Teen, Mother and Infant Health Care

Low Birthweight In 1996, 9.8 percent of babies born to Clinton County teens were low birthweight (under 5.5 pounds), compared to 4.8 percent of babies born to adults.

Late Prenatal Care In 1996, 41.8 percent of Clinton County pregnant teens did not receive prenatal care during their first three months of pregnancy compared to 19.6 percent of adults.

Fathers of Babies Born to Teen Mothers

Fathers' Ages



Fathers' Education

Of fathers ages 18 and older 77.9 percent had at least a high school diploma.

Teen Mothers

Mothers' Ages	Births	% of Births
Ages 15 and younger	1	1.1%
Ages 16 and 17	25	27.2%
Ages 18 and 19	66	71.7%
Total Births to Teen Mothers	92	100.0%

Columbiana County



In 1996, 167 babies were born to Columbiana County teen mothers, down 22.0 percent from 1992 when 214 babies were born to teen mothers.

Births to Teens

	1992	1993	1994	1995	1996	Ohio 1996
Births to teens as a percentage of all births	14.9%	15.3%	14.4%	14.0%	13.0%	13.3%
Births to teen mothers who already have at least one child	22.9%	18.3%	16.8%	18.3%	22.2%	21.0%
Births to unmarried teens as a percentage of all teen births	58.9%	68.5%	71.9%	73.1%	75.4%	84.0%
Percentage of 18- and 19-year-old mothers without a high school diploma	37.7%	39.3%	33.9%	40.6%	34.8%	43.0%

1996

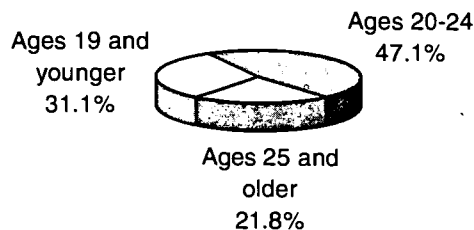
Teen Mother and Infant Health Care

Low Birthweight In 1996, 7.8 percent of babies born to Columbiana County teens were low birthweight (under 5.5 pounds), compared to 4.6 percent of babies born to adults.

Late Prenatal Care In 1996, 24.0 percent of Columbiana County pregnant teens did not receive prenatal care during their first three months of pregnancy compared to 13.3 percent of adults.

Fathers of Babies Born to Teen Mothers

Fathers' Ages



Fathers' Education

Of fathers ages 18 and older 73.4 percent had at least a high school diploma.

Teen Mothers

Mothers' Ages	Births	% of Births
Ages 15 and younger	7	4.2%
Ages 16 and 17	45	26.9%
Ages 18 and 19	115	68.9%
Total Births to Teen Mothers	167	100.0%

Coshocton County

In 1996, 75 babies were born to Coshocton County teen mothers, up 5.6 percent from 1992 when 71 babies were born to teen mothers.

Births to Teens

	1992	1993	1994	1995	1996	Ohio 1996
Births to teens as a percentage of all births	14.3%	14.2%	15.5%	15.4%	16.7%	13.3%
Births to teen mothers who already have at least one child	18.3%	26.9%	28.4%	20.6%	21.3%	21.0%
Births to unmarried teens as a percentage of all teen births	71.8%	59.7%	68.7%	65.1%	70.7%	84.0%
Percentage of 18- and 19-year-old mothers without a high school diploma	46.5%	44.4%	50.0%	28.9%	40.4%	43.0%

1996

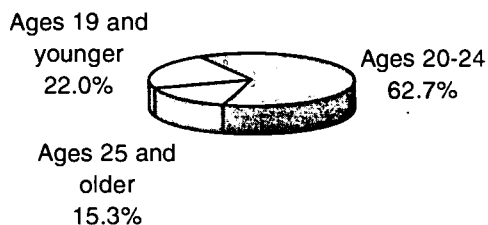
Teen Mother and Infant Health Care

Low Birthweight In 1996, 9.3 percent of babies born to Coshocton County teens were low birthweight (under 5.5 pounds), compared to 8.3 percent of babies born to adults.

Late Prenatal Care In 1996, 18.7 percent of Coshocton County pregnant teens did not receive prenatal care during their first three months of pregnancy compared to 17.6 percent of adults.

Fathers of Babies Born to Teen Mothers

Fathers' Ages



Fathers' Education

Of fathers ages 18 and older 68.4 percent had at least a high school diploma.

Teen Mothers

Mothers' Ages	Births	% of Births
Ages 15 and younger	3	4.0%
Ages 16 and 17	20	26.7%
Ages 18 and 19	52	69.3%
Total Births to Teen Mothers	75	100.0%

Crawford County



In 1996, 125 babies were born to Crawford County teen mothers, up 34.4 percent from 1992 when 93 babies were born to teen mothers.

Births to Teens

	1992	1993	1994	1995	1996	Ohio 1996
Births to teens as a percentage of all births	14.8%	14.0%	18.9%	18.2%	20.0%	13.3%
Births to teen mothers who already have at least one child	20.4%	25.0%	15.3%	18.3%	19.2%	21.0%
Births to unmarried teens as a percentage of all teen births	63.4%	71.4%	70.3%	73.4%	73.6%	84.0%
Percentage of 18- and 19-year-old mothers without a high school diploma	47.1%	46.4%	30.3%	37.5%	48.8%	43.0%

1996

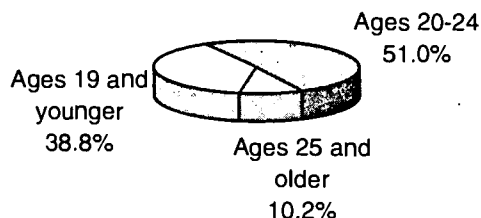
Teen Mother and Infant Health Care

Low Birthweight In 1996, 7.2 percent of babies born to Crawford County teens were low birthweight (under 5.5 pounds), compared to 5.8 percent of babies born to adults.

Late Prenatal Care In 1996, 20.8 percent of Crawford County pregnant teens did not receive prenatal care during their first three months of pregnancy compared to 13.8 percent of adults.

Fathers of Babies Born to Teen Mothers

Fathers' Ages



Fathers' Education

Of fathers ages 18 and older 69.3 percent had at least a high school diploma.

Teen Mothers

Mothers' Ages	Births	% of Births
Ages 15 and younger	7	5.6%
Ages 16 and 17	36	28.8%
Ages 18 and 19	82	65.6%
Total Births to Teen Mothers	125	100.0%

Cuyahoga County

In 1996, 2,602 babies were born to Cuyahoga County teen mothers, down 12.4 percent from 1992 when 2,971 babies were born to teen mothers.



Births to Teens

	1992	1993	1994	1995	1996	Ohio 1996
Births to teens as a percentage of all births	13.3%	13.4%	13.1%	13.0%	13.2%	13.3%
Births to teen mothers who already have at least one child	29.1%	28.5%	25.2%	24.1%	23.8%	21.0%
Births to unmarried teens as a percentage of all teen births	91.2%	92.1%	93.2%	92.5%	92.3%	84.0%
Percentage of 18- and 19-year-old mothers without a high school diploma	49.5%	49.8%	48.2%	45.6%	48.1%	43.0%

1996

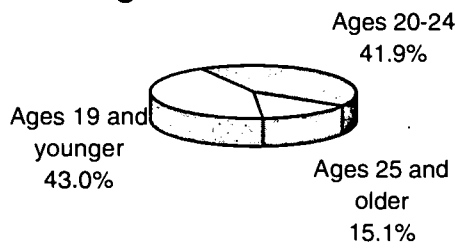
Teen Mother and Infant Health Care

Low Birthweight In 1996, 10.9 percent of babies born to Cuyahoga County teens were low birthweight (under 5.5 pounds), compared to 9.0 percent of babies born to adults.

Late Prenatal Care In 1996, 33.1 percent of Cuyahoga County pregnant teens did not receive prenatal care during their first three months of pregnancy compared to 14.3 percent of adults.

Fathers of Babies Born to Teen Mothers

Fathers' Ages



Fathers' Education

Of fathers ages 18 and older 61.3 percent had at least a high school diploma.

Teen Mothers

Mothers' Ages	Total		White		Black	
	Births	% of Births	Births	% of Births	Births	% of Births
Ages 15 and younger	251	9.6%	64	7.2%	186	11.2%
Ages 16 and 17	840	32.3%	244	27.4%	580	35.0%
Ages 18 and 19	1,511	58.1%	584	65.5%	893	53.8%
Total Births to Teen Mothers	2,602	100.0%	892	100.0%	1,659	100.0%

Darke County

In 1996, 97 babies were born to Darke County teen mothers, up 27.6 percent from 1992 when 76 babies were born to teen mothers.

Births to Teens

	1992	1993	1994	1995	1996	Ohio 1996
Births to teens as a percentage of all births	10.9%	11.8%	11.8%	14.4%	13.5%	13.3%
Births to teen mothers who already have at least one child	17.1%	22.6%	18.8%	8.3%	21.6%	21.0%
Births to unmarried teens as a percentage of all teen births	76.3%	71.4%	70.6%	78.0%	63.9%	84.0%
Percentage of 18- and 19-year-old mothers without a high school diploma	49.0%	42.6%	29.7%	40.9%	34.3%	43.0%

1996

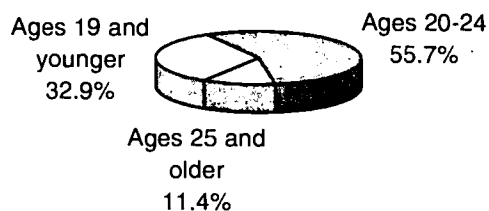
Teen Mother and Infant Health Care

Low Birthweight In 1996, 8.2 percent of babies born to Darke County teens were low birthweight (under 5.5 pounds), compared to 4.5 percent of babies born to adults.

Late Prenatal Care In 1996, 21.6 percent of Darke County pregnant teens did not receive prenatal care during their first three months of pregnancy compared to 8.2 percent of adults.

Fathers of Babies Born to Teen Mothers

Fathers' Ages



Fathers' Education

Of fathers ages 18 and older 76.1 percent had at least a high school diploma.

Teen Mothers

Mothers' Ages	Births	% of Births
Ages 15 and younger	4	4.1%
Ages 16 and 17	23	23.7%
Ages 18 and 19	70	72.2%
Total Births to Teen Mothers	97	100.0%

Defiance County

In 1996, 66 babies were born to Defiance County teen mothers, down 13.2 percent from 1992 when 76 babies were born to teen mothers.



Births to Teens

	1992	1993	1994	1995	1996	Ohio 1996
Births to teens as a percentage of all births	14.9%	15.6%	17.7%	16.0%	12.6%	13.3%
Births to teen mothers who already have at least one child	21.1%	15.9%	22.0%	16.7%	25.8%	21.0%
Births to unmarried teens as a percentage of all teen births	77.6%	75.6%	78.0%	78.6%	75.8%	84.0%
Percentage of 18- and 19-year-old mothers without a high school diploma	28.8%	46.4%	36.0%	34.0%	32.6%	43.0%

1996

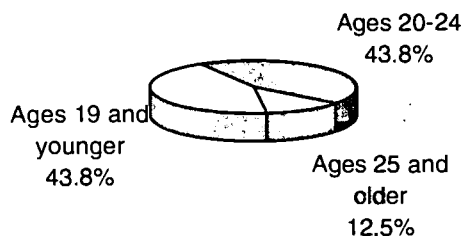
Teen Mother and Infant Health Care

Low Birthweight In 1996, 3.0 percent of babies born to Defiance County teens were low birthweight (under 5.5 pounds), compared to 4.2 percent of babies born to adults.

Late Prenatal Care In 1996, 33.3 percent of Defiance County pregnant teens did not receive prenatal care during their first three months of pregnancy compared to 15.1 percent of adults.

Fathers of Babies Born to Teen Mothers

Fathers' Ages



Fathers' Education

Of fathers ages 18 and older 81.0 percent had at least a high school diploma.

Teen Mothers

Mothers' Ages	Births	% of Births
Ages 15 and younger	1	1.5%
Ages 16 and 17	22	33.3%
Ages 18 and 19	43	65.2%
Total Births to Teen Mothers	66	100.0%

Delaware County



In 1996, 80 babies were born to Delaware County teen mothers, down 4.8 percent from 1992 when 84 babies were born to teen mothers.

Births to Teens

	1992	1993	1994	1995	1996	Ohio 1996
Births to teens as a percentage of all births	8.7%	7.8%	7.8%	8.1%	7.2%	13.3%
Births to teen mothers who already have at least one child	23.8%	20.5%	9.7%	15.1%	21.3%	21.0%
Births to unmarried teens as a percentage of all teen births	61.9%	70.5%	84.7%	73.3%	70.0%	84.0%
Percentage of 18- and 19-year-old mothers without a high school diploma	33.3%	42.1%	39.1%	31.7%	32.2%	43.0%

1996

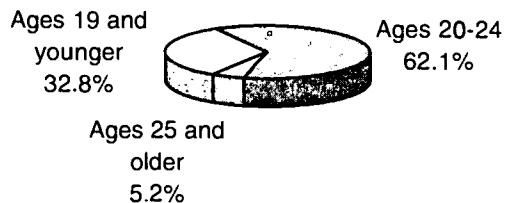
Teen Mother and Infant Health Care

Low Birthweight In 1996, 12.5 percent of babies born to Delaware County teens were low birthweight (under 5.5 pounds), compared to 6.7 percent of babies born to adults.

Late Prenatal Care In 1996, 14.5 percent of Delaware County pregnant teens did not receive prenatal care during their first three months of pregnancy compared to 5.7 percent of adults.

Fathers of Babies Born to Teen Mothers

Fathers' Ages



Fathers' Education

Of fathers ages 18 and older 70.6 percent had at least a high school diploma.

Teen Mothers

Mothers' Ages	Births	% of Births
Ages 15 and younger	1	1.3%
Ages 16 and 17	20	25.0%
Ages 18 and 19	59	73.8%
Total Births to Teen Mothers	80	100.0%

Erie County



In 1996, 141 babies were born to Erie County teen mothers, down 2.8 percent from 1992 when 145 babies were born to teen mothers.

Births to Teens

	1992	1993	1994	1995	1996	Ohio 1996
Births to teens as a percentage of all births	13.9%	13.9%	13.5%	15.2%	14.2%	13.3%
Births to teen mothers who already have at least one child	22.1%	21.1%	17.7%	10.6%	20.6%	21.0%
Births to unmarried teens as a percentage of all teen births	84.8%	89.5%	86.5%	89.4%	88.7%	84.0%
Percentage of 18- and 19-year-old mothers without a high school diploma	35.6%	40.0%	37.8%	39.6%	37.8%	43.0%

1996

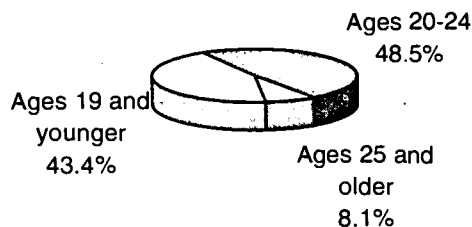
Teen Mother and Infant Health Care

Low Birthweight In 1996, 9.9 percent of babies born to Erie County teens were low birthweight (under 5.5 pounds), compared to 6.9 percent of babies born to adults.

Late Prenatal Care In 1996, 28.6 percent of Erie County pregnant teens did not receive prenatal care during their first three months of pregnancy compared to 11.1 percent of adults.

Fathers of Babies Born to Teen Mothers

Fathers' Ages




Fathers' Education

Of fathers ages 18 and older 66.3 percent had at least a high school diploma.

Teen Mothers

Mothers' Ages	Total		White		Black	
	Births	% of Births	Births	% of Births	Births	% of Births
Ages 15 and younger	10	7.1%	3	3.3%	7	14.9%
Ages 16 and 17	41	29.1%	29	31.5%	12	25.5%
Ages 18 and 19	90	63.8%	60	65.2%	28	59.6%
Total Births to Teen Mothers	141	100.0%	92	100.0%	47	100.0%

Fairfield County



In 1996, 172 babies were born to Fairfield County teen mothers, up 6.8 percent from 1992 when 161 babies were born to teen mothers.

Births to Teens

	1992	1993	1994	1995	1996	Ohio 1996
Births to teens as a percentage of all births	11.2%	11.2%	12.2%	12.8%	10.8%	13.3%
Births to teen mothers who already have at least one child	17.4%	16.2%	13.7%	18.3%	13.4%	21.0%
Births to unmarried teens as a percentage of all teen births	67.1%	63.6%	74.7%	75.2%	75.0%	84.0%
Percentage of 18- and 19-year-old mothers without a high school diploma	28.8%	27.2%	26.2%	28.9%	32.4%	43.0%

1996

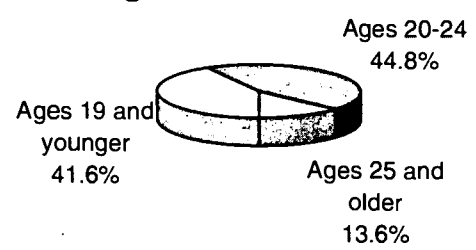
Teen Mother and Infant Health Care

Low Birthweight In 1996, 6.4 percent of babies born to Fairfield County teens were low birthweight (under 5.5 pounds), compared to 5.3 percent of babies born to adults.

Late Prenatal Care In 1996, 24.7 percent of Fairfield County pregnant teens did not receive prenatal care during their first three months of pregnancy compared to 10.6 percent of adults.

Fathers of Babies Born to Teen Mothers

Fathers' Ages



Fathers' Education

Of fathers ages 18 and older 70.9 percent had at least a high school diploma.

Teen Mothers

Mothers' Ages	Births	% of Births
Ages 15 and younger	8	4.7%
Ages 16 and 17	56	32.6%
Ages 18 and 19	108	62.8%
Total Births to Teen Mothers	172	100.0%

Fayette County

In 1996, 62 babies were born to Fayette County teen mothers, up 3.3 percent from 1992 when 60 babies were born to teen mothers.



Births to Teens

	1992	1993	1994	1995	1996	Ohio 1996
Births to teens as a percentage of all births	17.9%	18.7%	18.2%	17.5%	17.7%	13.3%
Births to teen mothers who already have at least one child	20.0%	13.7%	8.8%	20.6%	12.9%	21.0%
Births to unmarried teens as a percentage of all teen births	70.0%	69.9%	70.6%	82.5%	69.4%	84.0%
Percentage of 18- and 19-year-old mothers without a high school diploma	45.2%	42.6%	40.0%	42.5%	37.8%	43.0%

1996

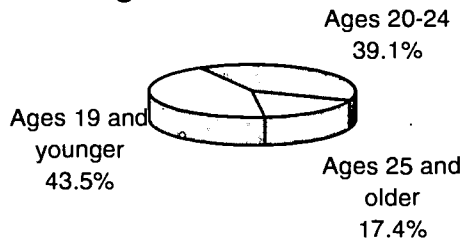
Teen Mother and Infant Health Care

Low Birthweight In 1996, 9.7 percent of babies born to Fayette County teens were low birthweight (under 5.5 pounds), compared to 4.5 percent of babies born to adults.

Late Prenatal Care In 1996, 19.4 percent of Fayette County pregnant teens did not receive prenatal care during their first three months of pregnancy compared to 12.6 percent of adults.

Fathers of Babies Born to Teen Mothers

Fathers' Ages



Fathers' Education

Of fathers ages 18 and older 69.8 percent had at least a high school diploma.

Teen Mothers

Mothers' Ages	Births	% of Births
Ages 15 and younger	7	11.3%
Ages 16 and 17	18	29.0%
Ages 18 and 19	37	59.7%
Total Births to Teen Mothers	62	100.0%

Franklin County

In 1996, 1,978 babies were born to Franklin County teen mothers, down 8.2 percent from 1992 when 2,155 babies were born to teen mothers.

Births to Teens

	1992	1993	1994	1995	1996	Ohio 1996
Births to teens as a percentage of all births	12.9%	12.8%	12.9%	12.9%	12.5%	13.3%
Births to teen mothers who already have at least one child	26.4%	25.2%	22.6%	20.9%	21.8%	21.0%
Births to unmarried teens as a percentage of all teen births	82.9%	86.1%	84.9%	86.7%	87.6%	84.0%
Percentage of 18- and 19-year-old mothers without a high school diploma	48.6%	47.6%	43.7%	42.6%	45.8%	43.0%

1996

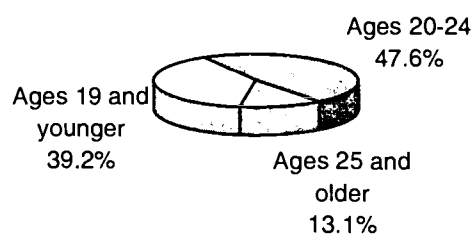
Teen Mother and Infant Health Care

Low Birthweight In 1996, 11.1 percent of babies born to Franklin County teens were low birthweight (under 5.5 pounds), compared to 8.0 percent of babies born to adults.

Late Prenatal Care In 1996, 25.0 percent of Franklin County pregnant teens did not receive prenatal care during their first three months of pregnancy compared to 10.3 percent of adults.

Fathers of Babies Born to Teen Mothers

Fathers' Ages



Fathers' Education

Of fathers ages 18 and older 62.5 percent had at least a high school diploma.

Teen Mothers

Mothers' Ages	Total		White		Black	
	Births	% of Births	Births	% of Births	Births	% of Births
Ages 15 and younger	174	8.8%	66	6.0%	100	12.4%
Ages 16 and 17	600	30.3%	309	28.0%	265	32.9%
Ages 18 and 19	1,204	60.9%	729	66.0%	441	54.7%
Births to Teen Mothers	1,978	100.0%	1,104	100.0%	806	100.0%



Fulton County



In 1996, 62 babies were born to Fulton County teen mothers, up 26.5 percent from 1992 when 49 babies were born to teen mothers.

Births to Teens

	1992	1993	1994	1995	1996	Ohio 1996
Births to teens as a percentage of all births	9.1%	10.0%	10.3%	12.6%	11.3%	13.3%
Births to teen mothers who already have at least one child	14.3%	19.6%	13.8%	18.1%	19.4%	21.0%
Births to unmarried teens as a percentage of all teen births	73.5%	75.0%	81.0%	73.6%	77.4%	84.0%
Percentage of 18- and 19-year-old mothers without a high school diploma	29.7%	27.5%	29.3%	26.7%	26.3%	43.0%

1996

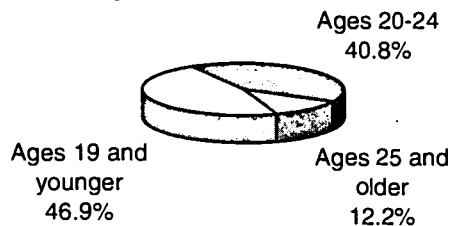
Teen Mother and Infant Health Care

Low Birthweight In 1996, 3.2 percent of babies born to Fulton County teens were low birthweight (under 5.5 pounds), compared to 7.6 percent of babies born to adults.

Late Prenatal Care In 1996, 24.2 percent of Fulton County pregnant teens did not receive prenatal care during their first three months of pregnancy compared to 11.3 percent of adults.

Fathers of Babies Born to Teen Mothers

Fathers' Ages



Fathers' Education

Of fathers ages 18 and older 79.1 percent had at least a high school diploma.

Teen Mothers

Mothers' Ages	Births	% of Births
Ages 15 and younger	7	11.3%
Ages 16 and 17	17	27.4%
Ages 18 and 19	38	61.3%
Total Births to Teen Mothers	62	100.0%

Gallia County

In 1996, 73 babies were born to Gallia County teen mothers, down 5.2 percent from 1992 when 77 babies were born to teen mothers.

Births to Teens

	1992	1993	1994	1995	1996	Ohio 1996
Births to teens as a percentage of all births	17.6%	15.9%	21.0%	18.4%	17.5%	13.3%
Births to teen mothers who already have at least one child	26.0%	16.9%	19.8%	19.1%	19.2%	21.0%
Births to unmarried teens as a percentage of all teen births	48.1%	56.9%	61.5%	60.3%	61.6%	84.0%
Percentage of 18- and 19-year-old mothers without a high school diploma	55.2%	48.9%	51.8%	50.0%	46.2%	43.0%

1996

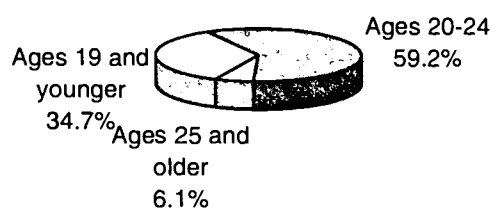
Teen Mother and Infant Health Care

Low Birthweight In 1996, 12.3 percent of babies born to Gallia County teens were low birthweight (under 5.5 pounds), compared to 7.3 percent of babies born to adults.

Late Prenatal Care In 1996, 21.3 percent of Gallia County pregnant teens did not receive prenatal care during their first three months of pregnancy compared to 14.8 percent of adults.

Fathers of Babies Born to Teen Mothers

Fathers' Ages



Fathers' Education

Of fathers ages 18 and older 52.3 percent had at least a high school diploma.

BEST COPY AVAILABLE

Teen Mothers

Mothers' Ages	Births	% of Births
Ages 15 and younger	4	5.5%
Ages 16 and 17	17	23.3%
Ages 18 and 19	52	71.2%
Total Births to Teen Mothers	73	100.0%

Geauga County



In 1996, 54 babies were born to Geauga County teen mothers, up 1.9 percent from 1992 when 53 babies were born to teen mothers.

Births to Teens

	1992	1993	1994	1995	1996	Ohio 1996
Births to teens as a percentage of all births	4.4%	4.1%	4.5%	3.9%	4.5%	13.3%
Births to teen mothers who already have at least one child	15.1%	16.0%	3.7%	8.5%	11.1%	21.0%
Births to unmarried teens as a percentage of all teen births	73.6%	74.0%	77.8%	83.0%	75.9%	84.0%
Percentage of 18- and 19-year-old mothers without a high school diploma	46.3%	55.3%	39.0%	48.6%	46.2%	43.0%

1996

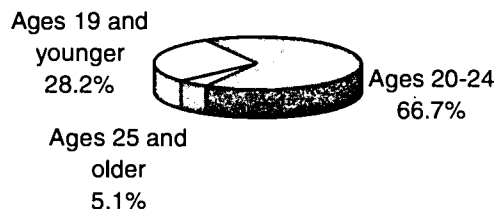
Teen Mother and Infant Health Care

Low Birthweight In 1996, 16.7 percent of babies born to Geauga County teens were low birthweight (under 5.5 pounds), compared to 4.6 percent of babies born to adults.

Late Prenatal Care In 1996, 25.9 percent of Geauga County pregnant teens did not receive prenatal care during their first three months of pregnancy compared to 19.2 percent of adults.

Fathers of Babies Born to Teen Mothers

Fathers' Ages



Fathers' Education

Of fathers ages 18 and older 68.4 percent had at least a high school diploma.

Teen Mothers

Mothers' Ages	Births	% of Births
Ages 15 and younger	1	1.9%
Ages 16 and 17	14	25.9%
Ages 18 and 19	39	72.2%
Total Births to Teen Mothers	54	100.0%

Greene County

In 1996, 172 babies were born to Greene County teen mothers, down 0.6 percent from 1992 when 173 babies were born to teen mothers.

Births to Teens

	1992	1993	1994	1995	1996	Ohio 1996
Births to teens as a percentage of all births	10.2%	11.7%	10.5%	12.2%	10.2%	13.3%
Births to teen mothers who already have at least one child	17.9%	18.5%	15.4%	15.4%	13.4%	21.0%
Births to unmarried teens as a percentage of all teen births	74.6%	76.5%	80.2%	75.1%	79.1%	84.0%
Percentage of 18- and 19-year-old mothers without a high school diploma	41.1%	41.2%	38.4%	45.5%	37.2%	43.0%

1996

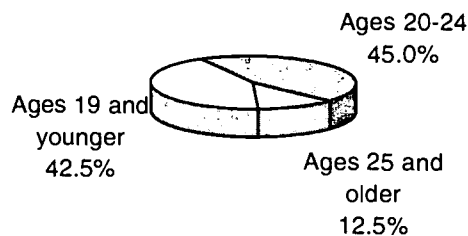
Teen Mother and Infant Health Care

Low Birthweight In 1996, 4.1 percent of babies born to Greene County teens were low birthweight (under 5.5 pounds), compared to 5.8 percent of babies born to adults.

Late Prenatal Care In 1996, 23.7 percent of Greene County pregnant teens did not receive prenatal care during their first three months of pregnancy compared to 8.8 percent of adults.

Fathers of Babies Born to Teen Mothers

Fathers' Ages



Fathers' Education

Of fathers ages 18 and older 73.8 percent had at least a high school diploma.

Teen Mothers

Mothers' Ages	Total		White		Black	
	Births	% of Births	Births	% of Births	Births	% of Births
Ages 15 and younger	13	7.6%	9	6.5%	4	12.9%
Ages 16 and 17	46	26.7%	35	25.2%	10	32.3%
Ages 18 and 19	113	65.7%	95	68.3%	17	54.8%
Total Births to Teen Mothers	172	100.0%	139	100.0%	31	100.0%

Guernsey County

In 1996, 85 babies were born to Guernsey County teen mothers, down 15.0 percent from 1992 when 100 babies were born to teen mothers.



Births to Teens

	1992	1993	1994	1995	1996	Ohio 1996
Births to teens as a percentage of all births	17.7%	17.8%	19.0%	17.2%	16.8%	13.3%
Births to teen mothers who already have at least one child	20.0%	15.8%	20.8%	19.4%	36.5%	21.0%
Births to unmarried teens as a percentage of all teen births	69.0%	65.3%	74.5%	66.0%	76.5%	84.0%
Percentage of 18- and 19-year-old mothers without a high school diploma	32.9%	45.2%	37.1%	56.7%	52.6%	43.0%

1996

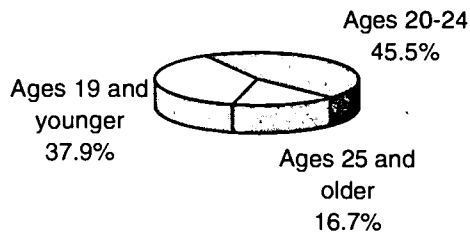
Teen Mother and Infant Health Care

Low Birthweight In 1996, 9.4 percent of babies born to Guernsey County teens were low birthweight (under 5.5 pounds), compared to 7.1 percent of babies born to adults.

Late Prenatal Care In 1996, 43.5 percent of Guernsey County pregnant teens did not receive prenatal care during their first three months of pregnancy compared to 21.4 percent of adults.

Fathers of Babies Born to Teen Mothers

Fathers' Ages



Fathers' Education

Of fathers ages 18 and older 64.4 percent had at least a high school diploma.

Teen Mothers

Mothers' Ages	Births	% of Births
Ages 15 and younger	5	5.9%
Ages 16 and 17	23	27.1%
Ages 18 and 19	57	67.1%
Total Births to Teen Mothers	85	100.0%

Hamilton County

In 1996, 1,760 babies were born to Hamilton County teen mothers, down 10.8 percent from 1992 when 1,973 babies were born to teen mothers.

Births to Teens

	1992	1993	1994	1995	1996	Ohio 1996
Births to teens as a percentage of all births	14.6%	14.9%	14.1%	14.5%	14.4%	13.3%
Births to teen mothers who already have at least one child	28.7%	26.6%	25.0%	22.9%	24.8%	21.0%
Births to unmarried teens as a percentage of all teen births	90.4%	91.4%	91.5%	92.3%	92.4%	84.0%
Percentage of 18- and 19-year-old mothers without a high school diploma	49.0%	50.5%	48.0%	49.0%	49.9%	43.0%

1996

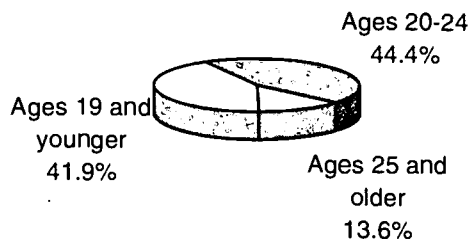
Teen Mother and Infant Health Care

Low Birthweight In 1996, 11.7 percent of babies born to Hamilton County teens were low birthweight (under 5.5 pounds), compared to 7.9 percent of babies born to adults.

Late Prenatal Care In 1996, 29.1 percent of Hamilton County pregnant teens did not receive prenatal care during their first three months of pregnancy compared to 10.8 percent of adults.

Fathers of Babies Born to Teen Mothers

Fathers' Ages



Fathers' Education

Of fathers ages 18 and older 64.2 percent had at least a high school diploma.

Teen Mothers

Mothers' Ages	Total		White		Black	
	Births	% of Births	Births	% of Births	Births	% of Births
Ages 15 and younger	169	9.6%	46	6.1%	123	12.4%
Ages 16 and 17	592	33.6%	235	31.2%	351	35.4%
Ages 18 and 19	999	56.8%	473	62.7%	517	52.2%
Births to Teen Mothers	1,760	100.0%	754	100.0%	991	100.0%

Hancock County

In 1996, 105 babies were born to Hancock County teen mothers, down 3.7 percent from 1992 when 109 babies were born to teen mothers.

Births to Teens

	1992	1993	1994	1995	1996	Ohio 1996
Births to teens as a percentage of all births	11.3%	10.6%	12.9%	12.4%	11.6%	13.3%
Births to teen mothers who already have at least one child	16.5%	15.9%	17.7%	15.2%	17.1%	21.0%
Births to unmarried teens as a percentage of all teen births	76.1%	78.5%	83.1%	76.0%	81.9%	84.0%
Percentage of 18- and 19-year-old mothers without a high school diploma	37.1%	32.9%	25.6%	32.1%	39.1%	43.0%

1996

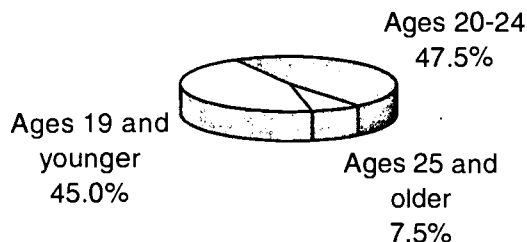
Teen Mother and Infant Health Care

Low Birthweight In 1996, 5.7 percent of babies born to Hancock County teens were low birthweight (under 5.5 pounds), compared to 6.9 percent of babies born to adults.

Late Prenatal Care In 1996, 28.6 percent of Hancock County pregnant teens did not receive prenatal care during their first three months of pregnancy compared to 12.4 percent of adults.

Fathers of Babies Born to Teen Mothers

Fathers' Ages



Fathers' Education

Of fathers ages 18 and older 64.8 percent had at least a high school diploma.

Teen Mothers

Mothers' Ages	Births	% of Births
Ages 15 and younger	3	2.9%
Ages 16 and 17	33	31.4%
Ages 18 and 19	69	65.7%
Total Births to Teen Mothers	105	100.0%

Hardin County

In 1996, 61 babies were born to Hardin County teen mothers, down 16.4 percent from 1992 when 73 babies were born to teen mothers.

Births to Teens

	1992	1993	1994	1995	1996	Ohio 1996
Births to teens as a percentage of all births	17.3%	13.1%	13.2%	15.2%	15.4%	13.3%
Births to teen mothers who already have at least one child	16.4%	18.5%	13.2%	10.8%	11.5%	21.0%
Births to unmarried teens as a percentage of all teen births	67.1%	74.1%	75.5%	73.8%	67.2%	84.0%
Percentage of 18- and 19-year-old mothers without a high school diploma	42.9%	40.5%	54.1%	28.9%	34.2%	43.0%

1996

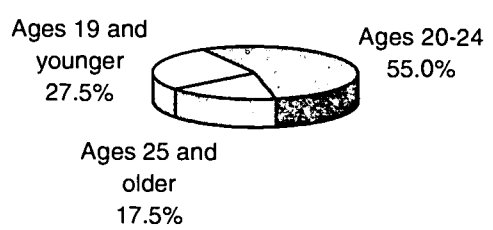
Teen Mother and Infant Health Care

Low Birthweight In 1996, 3.3 percent of babies born to Hardin County teens were low birthweight (under 5.5 pounds), compared to 6.9 percent of babies born to adults.

Late Prenatal Care In 1996, 33.3 percent of Hardin County pregnant teens did not receive prenatal care during their first three months of pregnancy compared to 25.1 percent of adults.

Fathers of Babies Born to Teen Mothers

Fathers' Ages



Fathers' Education

Of fathers ages 18 and older 78.9 percent had at least a high school diploma.

Teen Mothers

Mothers' Ages	Births	% of Births
Ages 15 and younger	1	1.6%
Ages 16 and 17	21	34.4%
Ages 18 and 19	39	63.9%
Total Births to Teen Mothers	61	100.0%

Harrison County

In 1996, 30 babies were born to Harrison County teen mothers, down 18.9 percent from 1992 when 37 babies were born to teen mothers.



Births to Teens

	1992	1993	1994	1995	1996	Ohio 1996
Births to teens as a percentage of all births	18.7%	11.8%	17.4%	14.7%	16.5%	13.3%
Births to teen mothers who already have at least one child	16.2%	13.6%	29.6%	23.1%	13.3%	21.0%
Births to unmarried teens as a percentage of all teen births	62.2%	77.3%	74.1%	80.8%	86.7%	84.0%
Percentage of 18- and 19-year-old mothers without a high school diploma	44.4%	53.3%	35.3%	41.2%	47.4%	43.0%

1996

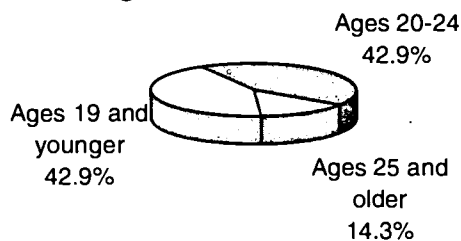
Teen Mother and Infant Health Care

Low Birthweight In 1996, 10.0 percent of babies born to Harrison County teens were low birthweight (under 5.5 pounds), compared to 3.9 percent of babies born to adults.

Late Prenatal Care In 1996, 40.0 percent of Harrison County pregnant teens did not receive prenatal care during their first three months of pregnancy compared to 18.7 percent of adults.

Fathers of Babies Born to Teen Mothers

Fathers' Ages



Fathers' Education

Of fathers ages 18 and older 83.3 percent had at least a high school diploma.

BEST COPY AVAILABLE

Teen Mothers

Mothers' Ages	Births	% of Births
Ages 15 and younger	0	0.0%
Ages 16 and 17	11	36.7%
Ages 18 and 19	19	63.3%
Total Births to Teen Mothers	30	100.0%

Henry County

In 1996, 36 babies were born to Henry County teen mothers, down 16.3 percent from 1992 when 43 babies were born to teen mothers.

Births to Teens

	1992	1993	1994	1995	1996	Ohio 1996
Births to teens as a percentage of all births	10.7%	11.8%	12.2%	11.0%	8.4%	13.3%
Births to teen mothers who already have at least one child	11.6%	23.4%	18.8%	14.0%	19.4%	21.0%
Births to unmarried teens as a percentage of all teen births	72.1%	74.5%	72.9%	86.0%	86.1%	84.0%
Percentage of 18- and 19-year-old mothers without a high school diploma	36.7%	31.0%	34.3%	30.0%	40.0%	43.0%

1996

Teen Mother and Infant Health Care

Low Birthweight In 1996, 8.3 percent of babies born to Henry County teens were low birthweight (under 5.5 pounds), compared to 5.4 percent of babies born to adults.

Late Prenatal Care In 1996, 25.0 percent of Henry County pregnant teens did not receive prenatal care during their first three months of pregnancy compared to 8.4 percent of adults.

Fathers of Babies Born to Teen Mothers

Fathers' Ages

Ages 19 and younger
15.0%

Ages 25 and older
15.0%



Ages 20-24
70.0%

Fathers' Education

Of fathers ages 18 and older 85.0 percent had at least a high school diploma.

Teen Mothers

Mothers' Ages	Births	% of Births
Ages 15 and younger	3	8.3%
Ages 16 and 17	13	36.1%
Ages 18 and 19	20	55.6%
Total Births to Teen Mothers	36	100.0%

Highland County

In 1996, 87 babies were born to Highland County teen mothers, down 3.3 percent from 1992 when 90 babies were born to teen mothers.

Births to Teens

	1992	1993	1994	1995	1996	Ohio 1996
Births to teens as a percentage of all births	18.1%	19.7%	19.6%	22.0%	16.6%	13.3%
Births to teen mothers who already have at least one child	17.8%	24.3%	18.4%	13.7%	24.1%	21.0%
Births to unmarried teens as a percentage of all teen births	52.2%	54.4%	61.2%	63.2%	65.5%	84.0%
Percentage of 18- and 19-year-old mothers without a high school diploma	40.7%	41.7%	36.2%	31.7%	34.5%	43.0%

1996

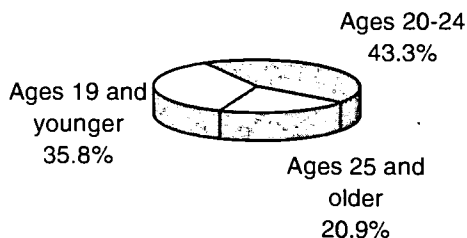
Teen Mother and Infant Health Care

Low Birthweight In 1996, 2.3 percent of babies born to Highland County teens were low birthweight (under 5.5 pounds), compared to 5.7 percent of babies born to adults.

Late Prenatal Care In 1996, 23.0 percent of Highland County pregnant teens did not receive prenatal care during their first three months of pregnancy compared to 10.6 percent of adults.

Fathers of Babies Born to Teen Mothers

Fathers' Ages



Fathers' Education

Of fathers ages 18 and older 57.4 percent had at least a high school diploma.

Teen Mothers

Mothers' Ages	Births	% of Births
Ages 15 and younger	4	4.6%
Ages 16 and 17	25	28.7%
Ages 18 and 19	58	66.7%
Total Births to Teen Mothers	87	100.0%

Hocking County



In 1996, 69 babies were born to Hocking County teen mothers, up 11.3 percent from 1992 when 62 babies were born to teen mothers.

Births to Teens

	1992	1993	1994	1995	1996	Ohio 1996
Births to teens as a percentage of all births	16.6%	19.9%	20.7%	19.7%	19.1%	13.3%
Births to teen mothers who already have at least one child	19.4%	23.8%	15.6%	13.7%	15.9%	21.0%
Births to unmarried teens as a percentage of all teen births	62.9%	58.7%	60.9%	76.7%	58.0%	84.0%
Percentage of 18- and 19-year-old mothers without a high school diploma	31.1%	23.3%	27.5%	34.8%	20.0%	43.0%

1996

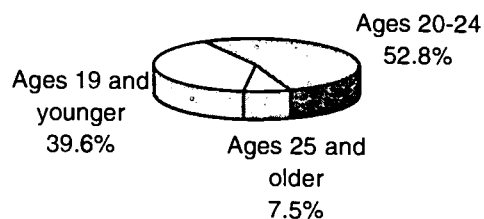
Teen Mother and Infant Health Care

Low Birthweight In 1996, 11.6 percent of babies born to Hocking County teens were low birthweight (under 5.5 pounds), compared to 5.8 percent of babies born to adults.

Late Prenatal Care In 1996, 25.0 percent of Hocking County pregnant teens did not receive prenatal care during their first three months of pregnancy compared to 12.4 percent of adults.

Fathers of Babies Born to Teen Mothers

Fathers' Ages



Fathers' Education

Of fathers ages 18 and older 68.6 percent had at least a high school diploma.

Teen Mothers

Mothers' Ages	Births	% of Births
Ages 15 and younger	1	1.4%
Ages 16 and 17	23	33.3%
Ages 18 and 19	45	65.2%
Total Births to Teen Mothers	69	100.0%

Holmes County



In 1996, 49 babies were born to Holmes County teen mothers, the same as in 1992 when 49 babies were born to teen mothers.

Births to Teens

	1992	1993	1994	1995	1996	Ohio 1996
Births to teens as a percentage of all births	6.4%	4.9%	4.7%	6.2%	5.9%	13.3%
Births to teen mothers who already have at least one child	16.3%	30.0%	8.1%	19.2%	16.3%	21.0%
Births to unmarried teens as a percentage of all teen births	61.2%	60.0%	70.3%	55.8%	65.3%	84.0%
Percentage of 18- and 19-year-old mothers without a high school diploma	51.5%	60.7%	48.0%	64.3%	40.5%	43.0%

1996


Teen Mother and Infant Health Care

Low Birthweight In 1996, 2.0 percent of babies born to Holmes County teens were low birthweight (under 5.5 pounds), compared to 4.2 percent of babies born to adults.

Late Prenatal Care In 1996, 44.7 percent of Holmes County pregnant teens did not receive prenatal care during their first three months of pregnancy compared to 58.1 percent of adults.

Fathers of Babies Born to Teen Mothers

Fathers' Ages



Fathers' Education

Of fathers ages 18 and older 48.6 percent had at least a high school diploma.

Teen Mothers

Mothers' Ages	Births	% of Births
Ages 15 and younger	1	2.0%
Ages 16 and 17	11	22.4%
Ages 18 and 19	37	75.5%
Total Births to Teen Mothers	49	100.0%

Huron County



In 1996, 132 babies were born to Huron County teen mothers, up 6.5 percent from 1992 when 124 babies were born to teen mothers.

Births to Teens

	1992	1993	1994	1995	1996	Ohio 1996
Births to teens as a percentage of all births	13.8%	16.7%	16.8%	13.8%	14.6%	13.3%
Births to teen mothers who already have at least one child	16.1%	14.8%	13.4%	18.0%	14.4%	21.0%
Births to unmarried teens as a percentage of all teen births	75.0%	70.5%	69.1%	81.3%	81.1%	84.0%
Percentage of 18- and 19-year-old mothers without a high school diploma	41.2%	33.3%	35.0%	38.8%	37.4%	43.0%

1996

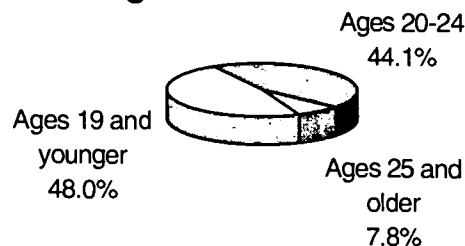
Teen Mother and Infant Health Care

Low Birthweight In 1996, 5.3 percent of babies born to Huron County teens were low birthweight (under 5.5 pounds), compared to 4.5 percent of babies born to adults.

Late Prenatal Care In 1996, 28.0 percent of Huron County pregnant teens did not receive prenatal care during their first three months of pregnancy compared to 13.3 percent of adults.

Fathers of Babies Born to Teen Mothers

Fathers' Ages



Fathers' Education

Of fathers ages 18 and older 63.2 percent had at least a high school diploma.

BEST COPY AVAILABLE

Teen Mothers

Mothers' Ages	Births	% of Births
Ages 15 and younger	6	4.5%
Ages 16 and 17	35	26.5%
Ages 18 and 19	91	68.9%
Total Births to Teen Mothers	132	100.0%

Jackson County

In 1996, 81 babies were born to Jackson County teen mothers, down 19.0 percent from 1992 when 100 babies were born to teen mothers.

Births to Teens

	1992	1993	1994	1995	1996	Ohio 1996
Births to teens as a percentage of all births	22.3%	21.0%	18.6%	21.6%	18.1%	13.3%
Births to teen mothers who already have at least one child	29.0%	19.8%	16.5%	14.3%	21.0%	21.0%
Births to unmarried teens as a percentage of all teen births	52.0%	61.6%	55.7%	65.5%	63.0%	84.0%
Percentage of 18- and 19-year-old mothers without a high school diploma	34.7%	34.9%	42.6%	48.2%	38.9%	43.0%

1996

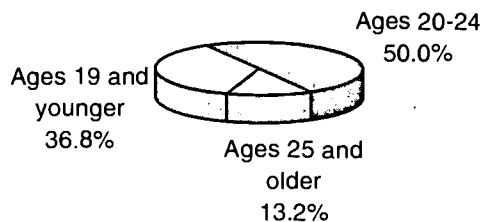
Teen Mother and Infant Health Care

Low Birthweight In 1996, 11.1 percent of babies born to Jackson County teens were low birthweight (under 5.5 pounds), compared to 8.5 percent of babies born to adults.

Late Prenatal Care In 1996, 23.9 percent of Jackson County pregnant teens did not receive prenatal care during their first three months of pregnancy compared to 13.7 percent of adults.

Fathers of Babies Born to Teen Mothers

Fathers' Ages



Fathers' Education

Of fathers ages 18 and older 63.9 percent had at least a high school diploma.

Teen Mothers

Mothers' Ages	Births	% of Births
Ages 15 and younger	5	6.2%
Ages 16 and 17	22	27.2%
Ages 18 and 19	54	66.7%
Total Births to Teen Mothers	81	100.0%

Jefferson County



In 1996, 120 babies were born to Jefferson County teen mothers, down 22.6 percent from 1992 when 155 babies were born to teen mothers.

Births to Teens

	1992	1993	1994	1995	1996	Ohio 1996
Births to teens as a percentage of all births	17.8%	16.5%	14.4%	14.8%	14.5%	13.3%
Births to teen mothers who already have at least one child	22.6%	22.7%	25.4%	22.0%	18.3%	21.0%
Births to unmarried teens as a percentage of all teen births	81.3%	77.3%	72.3%	78.9%	85.8%	84.0%
Percentage of 18- and 19-year-old mothers without a high school diploma	40.6%	40.2%	36.9%	42.2%	40.3%	43.0%

1996

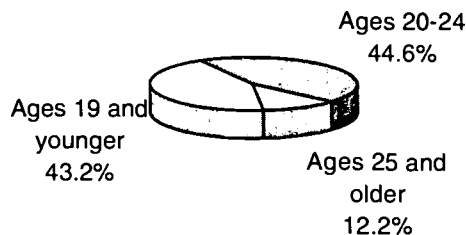
Teen Mother and Infant Health Care

Low Birthweight In 1996, 13.3 percent of babies born to Jefferson County teens were low birthweight (under 5.5 pounds), compared to 8.2 percent of babies born to adults.

Late Prenatal Care In 1996, 30.0 percent of Jefferson County pregnant teens did not receive prenatal care during their first three months of pregnancy compared to 15.1 percent of adults.

Fathers of Babies Born to Teen Mothers

Fathers' Ages



Fathers' Education

Of fathers ages 18 and older 68.9 percent had at least a high school diploma.

Teen Mothers

Mothers' Ages	Births	% of Births
Ages 15 and younger	12	10.0%
Ages 16 and 17	35	29.2%
Ages 18 and 19	73	60.8%
Total Births to Teen Mothers	120	100.0%

Knox County

In 1996, 64 babies were born to Knox County teen mothers, down 21.0 percent from 1992 when 81 babies were born to teen mothers.



Births to Teens

	1992	1993	1994	1995	1996	Ohio 1996
Births to teens as a percentage of all births	12.6%	11.5%	12.1%	12.9%	9.7%	13.3%
Births to teen mothers who already have at least one child	19.8%	21.1%	18.4%	15.9%	17.2%	21.0%
Births to unmarried teens as a percentage of all teen births	66.7%	63.4%	69.7%	72.0%	76.6%	84.0%
Percentage of 18- and 19-year-old mothers without a high school diploma	35.6%	39.6%	43.4%	28.0%	37.8%	43.0%

1996

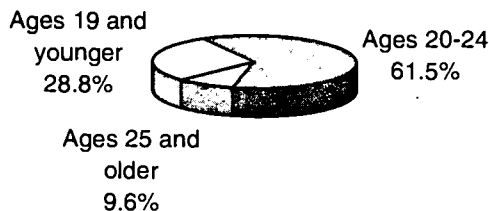
Teen Mother and Infant Health Care

Low Birthweight In 1996, 4.7 percent of babies born to Knox County teens were low birthweight (under 5.5 pounds), compared to 6.1 percent of babies born to adults.

Late Prenatal Care In 1996, 17.2 percent of Knox County pregnant teens did not receive prenatal care during their first three months of pregnancy compared to 13.9 percent of adults.

Fathers of Babies Born to Teen Mothers

Fathers' Ages



Fathers' Education

Of fathers ages 18 and older 71.1 percent had at least a high school diploma.

Teen Mothers

Mothers' Ages	Births	% of Births
Ages 15 and younger	2	3.1%
Ages 16 and 17	17	26.6%
Ages 18 and 19	45	70.3%
Total Births to Teen Mothers	64	100.0%

Lake County

In 1996, 207 babies were born to Lake County teen mothers, up 38.0 percent from 1992 when 150 babies were born to teen mothers.

Births to Teens

	1992	1993	1994	1995	1996	Ohio 1996
Births to teens as a percentage of all births	5.0%	6.8%	6.5%	7.5%	7.4%	13.3%
Births to teen mothers who already have at least one child	14.7%	15.8%	15.7%	12.1%	17.4%	21.0%
Births to unmarried teens as a percentage of all teen births	74.0%	80.0%	82.0%	76.3%	81.2%	84.0%
Percentage of 18- and 19-year-old mothers without a high school diploma	38.4%	30.5%	37.1%	34.9%	39.4%	43.0%

1996

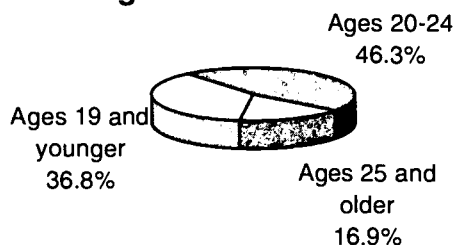
Teen Mother and Infant Health Care

Low Birthweight In 1996, 7.7 percent of babies born to Lake County teens were low birthweight (under 5.5 pounds), compared to 5.7 percent of babies born to adults.

Late Prenatal Care In 1996, 25.4 percent of Lake County pregnant teens did not receive prenatal care during their first three months of pregnancy compared to 5.3 percent of adults.

Fathers of Babies Born to Teen Mothers

Fathers' Ages



Fathers' Education

Of fathers ages 18 and older 62.5 percent had at least a high school diploma.

Teen Mothers

Mothers' Ages	Births	% of Births
Ages 15 and younger	11	5.3%
Ages 16 and 17	63	30.4%
Ages 18 and 19	133	64.3%
Total Births to Teen Mothers	207	100.0%

Lawrence County

In 1996, 102 babies were born to Lawrence County teen mothers, down 33.8 percent from 1992 when 154 babies were born to teen mothers.

Births to Teens

	1992	1993	1994	1995	1996	Ohio 1996
Births to teens as a percentage of all births	18.1%	15.9%	16.7%	17.0%	14.8%	13.3%
Births to teen mothers who already have at least one child	18.8%	20.0%	11.9%	15.0%	19.6%	21.0%
Births to unmarried teens as a percentage of all teen births	58.4%	57.7%	71.3%	66.2%	68.6%	84.0%
Percentage of 18- and 19-year-old mothers without a high school diploma	58.3%	45.5%	52.3%	51.1%	41.7%	43.0%

1996

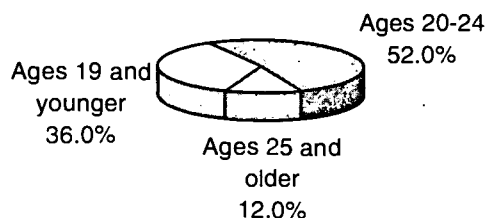
Teen Mother and Infant Health Care

Low Birthweight In 1996, 8.8 percent of babies born to Lawrence County teens were low birthweight (under 5.5 pounds), compared to 7.2 percent of babies born to adults.

Late Prenatal Care In 1996, 26.5 percent of Lawrence County pregnant teens did not receive prenatal care during their first three months of pregnancy compared to 11.3 percent of adults.

Fathers of Babies Born to Teen Mothers

Fathers' Ages



Fathers' Education

Of fathers ages 18 and older 60.9 percent had at least a high school diploma.

Teen Mothers

Mothers' Ages	Births	% of Births
Ages 15 and younger	3	2.9%
Ages 16 and 17	27	26.5%
Ages 18 and 19	72	70.6%
Total Births to Teen Mothers	102	100.0%

Licking County

In 1996, 240 babies were born to Licking County teen mothers, up 8.6 percent from 1992 when 221 babies were born to teen mothers.

Births to Teens

	1992	1993	1994	1995	1996	Ohio 1996
Births to teens as a percentage of all births	12.4%	13.9%	13.2%	14.5%	12.5%	13.3%
Births to teen mothers who already have at least one child	24.0%	15.0%	16.9%	19.0%	16.7%	21.0%
Births to unmarried teens as a percentage of all teen births	66.5%	72.7%	69.0%	76.6%	77.9%	84.0%
Percentage of 18- and 19-year-old mothers without a high school diploma	36.1%	35.5%	36.2%	39.3%	46.1%	43.0%

1996

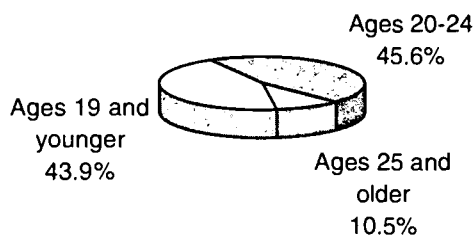
Teen Mother and Infant Health Care

Low Birthweight In 1996, 10.0 percent of babies born to Licking County teens were low birthweight (under 5.5 pounds), compared to 7.1 percent of babies born to adults.

Late Prenatal Care In 1996, 22.9 percent of Licking County pregnant teens did not receive prenatal care during their first three months of pregnancy compared to 9.8 percent of adults.

Fathers of Babies Born to Teen Mothers

Fathers' Ages



Fathers' Education

Of fathers ages 18 and older 69.2 percent had at least a high school diploma.

Teen Mothers

Mothers' Ages	Births	% of Births
Ages 15 and younger	20	8.3%
Ages 16 and 17	67	27.9%
Ages 18 and 19	153	63.8%
Total Births to Teen Mothers	240	100.0%

Logan County



In 1996, 100 babies were born to Logan County teen mothers, down 9.1 percent from 1992 when 110 babies were born to teen mothers.

Births to Teens

	1992	1993	1994	1995	1996	Ohio 1996
Births to teens as a percentage of all births	16.0%	14.0%	16.1%	17.2%	15.1%	13.3%
Births to teen mothers who already have at least one child	17.3%	25.0%	19.6%	12.0%	26.0%	21.0%
Births to unmarried teens as a percentage of all teen births	60.0%	69.3%	69.2%	82.0%	77.0%	84.0%
Percentage of 18- and 19-year-old mothers without a high school diploma	39.2%	31.6%	39.1%	24.1%	34.4%	43.0%

1996

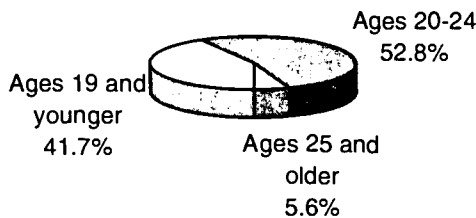
Teen Mother and Infant Health Care

Low Birthweight In 1996, 13.0 percent of babies born to Logan County teens were low birthweight (under 5.5 pounds), compared to 6.6 percent of babies born to adults.

Late Prenatal Care In 1996, 23.0 percent of Logan County pregnant teens did not receive prenatal care during their first three months of pregnancy compared to 15.9 percent of adults.

Fathers of Babies Born to Teen Mothers

Fathers' Ages



Fathers' Education

Of fathers ages 18 and older 76.6 percent had at least a high school diploma.

Teen Mothers

Mothers' Ages	Births	% of Births
Ages 15 and younger	6	6.0%
Ages 16 and 17	33	33.0%
Ages 18 and 19	61	61.0%
Total Births to Teen Mothers	100	100.0%

Lorain County

In 1996, 573 babies were born to Lorain County teen mothers, down 11.2 percent from 1992 when 645 babies were born to teen mothers.

Births to Teens

	1992	1993	1994	1995	1996	Ohio 1996
Births to teens as a percentage of all births	15.6%	15.3%	15.7%	15.2%	14.7%	13.3%
Births to teen mothers who already have at least one child	25.3%	25.6%	24.0%	24.6%	22.9%	21.0%
Births to unmarried teens as a percentage of all teen births	82.0%	83.3%	83.0%	87.0%	87.3%	84.0%
Percentage of 18- and 19-year-old mothers without a high school diploma	44.6%	45.1%	47.4%	43.5%	45.9%	43.0%

1996

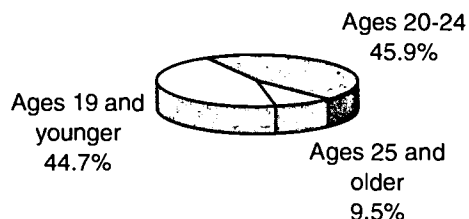
Teen Mother and Infant Health Care

Low Birthweight In 1996, 9.2 percent of babies born to Lorain County teens were low birthweight (under 5.5 pounds), compared to 6.0 percent of babies born to adults.

Late Prenatal Care In 1996, 35.3 percent of Lorain County pregnant teens did not receive prenatal care during their first three months of pregnancy compared to 14.5 percent of adults.

Fathers of Babies Born to Teen Mothers

Fathers' Ages



Fathers' Education

Of fathers ages 18 and older 55.6 percent had at least a high school diploma.

BEST COPY AVAILABLE

Teen Mothers

Mothers' Ages	Total		White		Black	
	Births	% of Births	Births	% of Births	Births	% of Births
Ages 15 and younger	38	6.6%	26	6.3%	10	6.5%
Ages 16 and 17	153	26.7%	109	26.4%	42	27.3%
Ages 18 and 19	382	66.7%	278	67.3%	102	66.2%
Births to Teen Mothers	573	100.0%	413	100.0%	154	100.0%

Lucas County

In 1996, 925 babies were born to Lucas County teen mothers, down 27.1 percent from 1992 when 1,269 babies were born to teen mothers.

Births to Teens

	1992	1993	1994	1995	1996	Ohio 1996
Births to teens as a percentage of all births	17.0%	16.3%	16.2%	15.3%	14.5%	13.3%
Births to teen mothers who already have at least one child	30.3%	26.1%	23.8%	22.0%	21.1%	21.0%
Births to unmarried teens as a percentage of all teen births	89.5%	89.8%	91.6%	88.8%	91.6%	84.0%
Percentage of 18- and 19-year-old mothers without a high school diploma	49.7%	46.1%	46.0%	46.4%	46.6%	43.0%

1996

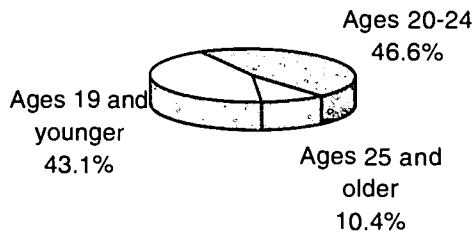
Teen Mother and Infant Health Care

Low Birthweight In 1996, 9.8 percent of babies born to Lucas County teens were low birthweight (under 5.5 pounds), compared to 7.5 percent of babies born to adults.

Late Prenatal Care In 1996, 27.7 percent of Lucas County pregnant teens did not receive prenatal care during their first three months of pregnancy compared to 12.0 percent of adults.

Fathers of Babies Born to Teen Mothers

Fathers' Ages



Fathers' Education

Of fathers ages 18 and older 60.2 percent had at least a high school diploma.

Teen Mothers

Mothers' Ages	Total		White		Black	
	Births	% of Births	Births	% of Births	Births	% of Births
Ages 15 and younger	79	8.5%	32	6.0%	45	11.8%
Ages 16 and 17	308	33.3%	169	31.7%	136	35.8%
Ages 18 and 19	538	58.2%	332	62.3%	199	52.4%
Births to Teen Mothers	925	100.0%	533	100.0%	380	100.0%

Madison County

In 1996, 63 babies were born to Madison County teen mothers, down 24.1 percent from 1992 when 83 babies were born to teen mothers.



Births to Teens

	1992	1993	1994	1995	1996	Ohio 1996
Births to teens as a percentage of all births	15.1%	16.9%	14.4%	12.6%	12.9%	13.3%
Births to teen mothers who already have at least one child	15.7%	19.4%	16.3%	16.4%	19.0%	21.0%
Births to unmarried teens as a percentage of all teen births	69.9%	78.5%	72.5%	83.6%	68.3%	84.0%
Percentage of 18- and 19-year-old mothers without a high school diploma	47.1%	31.7%	46.6%	47.5%	37.5%	43.0%

1996

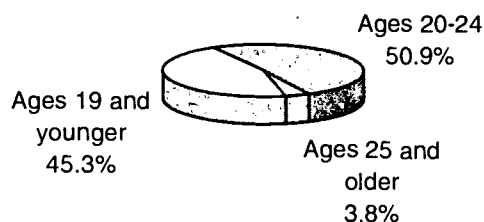
Teen Mother and Infant Health Care

Low Birthweight In 1996, 6.3 percent of babies born to Madison County teens were low birthweight (under 5.5 pounds), compared to 8.0 percent of babies born to adults.

Late Prenatal Care In 1996, 21.0 percent of Madison County pregnant teens did not receive prenatal care during their first three months of pregnancy compared to 8.3 percent of adults.

Fathers of Babies Born to Teen Mothers

Fathers' Ages



Fathers' Education

Of fathers ages 18 and older 54.3 percent had at least a high school diploma.

Teen Mothers

Mothers' Ages	Births	% of Births
Ages 15 and younger	2	3.2%
Ages 16 and 17	21	33.3%
Ages 18 and 19	40	63.5%
Total Births to Teen Mothers	63	100.0%

Mahoning County

In 1996, 458 babies were born to Mahoning County teen mothers, down 17.2 percent from 1992 when 553 babies were born to teen mothers.

Births to Teens

	1992	1993	1994	1995	1996	Ohio 1996
Births to teens as a percentage of all births	15.4%	15.7%	15.4%	16.1%	14.6%	13.3%
Births to teen mothers who already have at least one child	26.9%	30.6%	27.5%	30.1%	27.1%	21.0%
Births to unmarried teens as a percentage of all teen births	88.8%	89.7%	89.6%	90.8%	90.8%	84.0%
Percentage of 18- and 19-year-old mothers without a high school diploma	42.3%	42.8%	43.9%	48.5%	38.4%	43.0%

1996

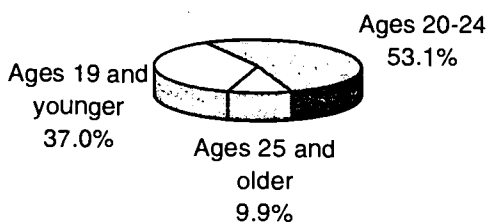
Teen Mother and Infant Health Care

Low Birthweight In 1996, 9.8 percent of babies born to Mahoning County teens were low birthweight (under 5.5 pounds), compared to 8.1 percent of babies born to adults.

Late Prenatal Care In 1996, 44.1 percent of Mahoning County pregnant teens did not receive prenatal care during their first three months of pregnancy compared to 18.6 percent of adults.

Fathers of Babies Born to Teen Mothers

Fathers' Ages



Fathers' Education

Of fathers ages 18 and older 68.4 percent had at least a high school diploma.

Teen Mothers

Mothers' Ages	Total		White		Black	
	Births	% of Births	Births	% of Births	Births	% of Births
Ages 15 and younger	31	6.8%	8	4.0%	22	8.9%
Ages 16 and 17	138	30.1%	56	27.9%	79	32.1%
Ages 18 and 19	289	63.1%	137	68.2%	145	58.9%
Births to Teen Mothers	458	100.0%	201	100.0%	246	100.0%

Marion County

In 1996, 157 babies were born to Marion County teen mothers, down 9.2 percent from 1992 when 173 babies were born to teen mothers.

Births to Teens

	1992	1993	1994	1995	1996	Ohio 1996
Births to teens as a percentage of all births	18.0%	18.6%	17.9%	20.7%	19.1%	13.3%
Births to teen mothers who already have at least one child	26.6%	19.6%	23.6%	20.3%	21.7%	21.0%
Births to unmarried teens as a percentage of all teen births	60.1%	70.9%	70.7%	73.3%	75.2%	84.0%
Percentage of 18- and 19-year-old mothers without a high school diploma	47.9%	49.1%	50.5%	43.7%	39.8%	43.0%

1996

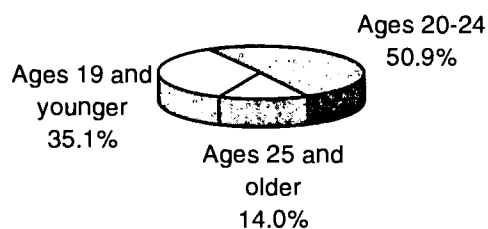
Teen Mother and Infant Health Care

Low Birthweight In 1996, 8.9 percent of babies born to Marion County teens were low birthweight (under 5.5 pounds), compared to 8.6 percent of babies born to adults.

Late Prenatal Care In 1996, 29.3 percent of Marion County pregnant teens did not receive prenatal care during their first three months of pregnancy compared to 21.5 percent of adults.

Fathers of Babies Born to Teen Mothers

Fathers' Ages



Fathers' Education

Of fathers ages 18 and older 65.0 percent had at least a high school diploma.

Teen Mothers

Mothers' Ages	Births	% of Births
Ages 15 and younger	11	7.0%
Ages 16 and 17	37	23.6%
Ages 18 and 19	109	69.4%
Total Births to Teen Mothers	157	100.0%

Medina County

In 1996, 121 babies were born to Medina County teen mothers, up 3.4 percent from 1992 when 117 babies were born to teen mothers.

Births to Teens

	1992	1993	1994	1995	1996	Ohio 1996
Births to teens as a percentage of all births	6.6%	7.3%	6.2%	7.6%	6.4%	13.3%
Births to teen mothers who already have at least one child	12.0%	15.6%	14.8%	19.1%	9.1%	21.0%
Births to unmarried teens as a percentage of all teen births	76.9%	70.3%	77.4%	78.7%	78.5%	84.0%
Percentage of 18- and 19-year-old mothers without a high school diploma	42.5%	34.9%	24.7%	44.3%	29.5%	43.0%

1996


Teen Mother and Infant Health Care

Low Birthweight In 1996, 4.2 percent of babies born to Medina County teens were low birthweight (under 5.5 pounds), compared to 6.4 percent of babies born to adults.

Late Prenatal Care In 1996, 23.3 percent of Medina County pregnant teens did not receive prenatal care during their first three months of pregnancy compared to 7.7 percent of adults.

Fathers of Babies Born to Teen Mothers

Fathers' Ages



Fathers' Education

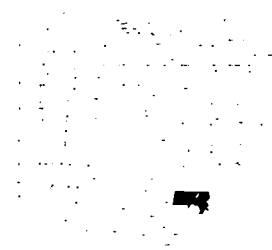
Of fathers ages 18 and older 74.7 percent had at least a high school diploma.

Teen Mothers

Mothers' Ages	Births	% of Births
Ages 15 and younger	4	3.3%
Ages 16 and 17	28	23.1%
Ages 18 and 19	89	73.6%
Total Births to Teen Mothers	121	100.0%

Meigs County

In 1996, 47 babies were born to Meigs County teen mothers, down 6.0 percent from 1992 when 50 babies were born to teen mothers.



Births to Teens

	1992	1993	1994	1995	1996	Ohio 1996
Births to teens as a percentage of all births	17.5%	20.1%	16.9%	14.3%	17.4%	13.3%
Births to teen mothers who already have at least one child	22.0%	14.3%	7.7%	11.4%	12.8%	21.0%
Births to unmarried teens as a percentage of all teen births	64.0%	55.4%	79.5%	68.6%	74.5%	84.0%
Percentage of 18- and 19-year-old mothers without a high school diploma	47.5%	44.4%	40.9%	50.0%	48.1%	43.0%

1996

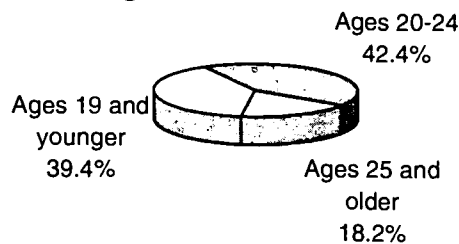
Teen Mother and Infant Health Care

Low Birthweight In 1996, 6.4 percent of babies born to Meigs County teens were low birthweight (under 5.5 pounds), compared to 7.6 percent of babies born to adults.

Late Prenatal Care In 1996, 28.2 percent of Meigs County pregnant teens did not receive prenatal care during their first three months of pregnancy compared to 18.9 percent of adults.

Fathers of Babies Born to Teen Mothers

Fathers' Ages



Fathers' Education

Of fathers ages 18 and older 73.1 percent had at least a high school diploma.

BEST COPY AVAILABLE

Teen Mothers

Mothers' Ages	Births	% of Births
Ages 15 and younger	2	4.3%
Ages 16 and 17	18	38.3%
Ages 18 and 19	27	57.4%
Total Births to Teen Mothers	47	100.0%

Mercer County

In 1996, 55 babies were born to Mercer County teen mothers, up 5.8 percent from 1992 when 52 babies were born to teen mothers.

Births to Teens

	1992	1993	1994	1995	1996	Ohio 1996
Births to teens as a percentage of all births	8.2%	7.5%	8.4%	7.7%	8.9%	13.3%
Births to teen mothers who already have at least one child	26.9%	10.9%	18.0%	31.1%	20.0%	21.0%
Births to unmarried teens as a percentage of all teen births	59.6%	71.7%	74.0%	71.1%	76.4%	84.0%
Percentage of 18- and 19-year-old mothers without a high school diploma	30.6%	25.0%	21.2%	35.3%	33.3%	43.0%

1996

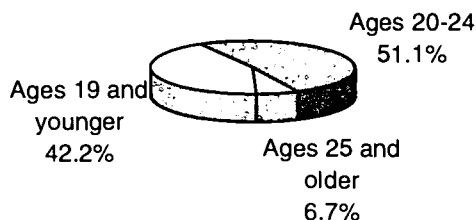
Teen Mother and Infant Health Care

Low Birthweight In 1996, 1.8 percent of babies born to Mercer County teens were low birthweight (under 5.5 pounds), compared to 3.9 percent of babies born to adults.

Late Prenatal Care In 1996, 23.6 percent of Mercer County pregnant teens did not receive prenatal care during their first three months of pregnancy compared to 5.5 percent of adults.

Fathers of Babies Born to Teen Mothers

Fathers' Ages



Fathers' Education

Of fathers ages 18 and older 67.5 percent had at least a high school diploma.

Teen Mothers

Mothers' Ages	Births	% of Births
Ages 15 and younger	1	1.8%
Ages 16 and 17	15	27.3%
Ages 18 and 19	39	70.9%
Total Births to Teen Mothers	55	100.0%

Miami County



In 1996, 154 babies were born to Miami County teen mothers, down 2.5 percent from 1992 when 158 babies were born to teen mothers.

Births to Teens

	1992	1993	1994	1995	1996	Ohio 1996
Births to teens as a percentage of all births	11.9%	12.2%	12.8%	13.4%	12.4%	13.3%
Births to teen mothers who already have at least one child	19.6%	14.5%	9.4%	17.4%	17.5%	21.0%
Births to unmarried teens as a percentage of all teen births	67.1%	72.4%	69.8%	70.8%	80.5%	84.0%
Percentage of 18- and 19-year-old mothers without a high school diploma	42.9%	39.0%	38.1%	48.6%	37.1%	43.0%

1996

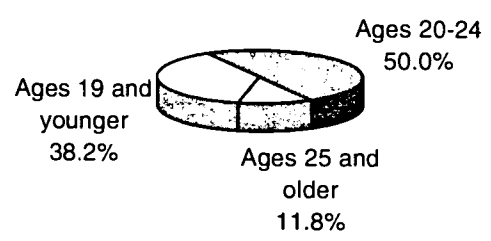
Teen Mother and Infant Health Care

Low Birthweight In 1996, 7.8 percent of babies born to Miami County teens were low birthweight (under 5.5 pounds), compared to 6.3 percent of babies born to adults.

Late Prenatal Care In 1996, 31.2 percent of Miami County pregnant teens did not receive prenatal care during their first three months of pregnancy compared to 9.2 percent of adults.

Fathers of Babies Born to Teen Mothers

Fathers' Ages



Fathers' Education

Of fathers ages 18 and older 68.6 percent had at least a high school diploma.

Teen Mothers

Mothers' Ages	Births	% of Births
Ages 15 and younger	4	2.6%
Ages 16 and 17	45	29.2%
Ages 18 and 19	105	68.2%
Total Births to Teen Mothers	154	100.0%

Monroe County

In 1996, 22 babies were born to Monroe County teen mothers, up 4.8 percent from 1992 when 21 babies were born to teen mothers.

Births to Teens

	1992	1993	1994	1995	1996	Ohio 1996
Births to teens as a percentage of all births	13.3%	10.0%	11.3%	14.2%	14.6%	13.3%
Births to teen mothers who already have at least one child	28.6%	25.0%	15.8%	22.7%	9.1%	21.0%
Births to unmarried teens as a percentage of all teen births	52.4%	68.8%	42.1%	86.4%	86.4%	84.0%
Percentage of 18- and 19-year-old mothers without a high school diploma	40.0%	40.0%	33.3%	23.5%	41.2%	43.0%

1996

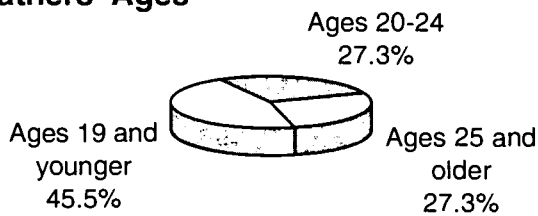
Teen Mother and Infant Health Care

Low Birthweight In 1996, 22.7 percent of babies born to Monroe County teens were low birthweight (under 5.5 pounds), compared to 7.0 percent of babies born to adults.

Late Prenatal Care In 1996, 40.9 percent of Monroe County pregnant teens did not receive prenatal care during their first three months of pregnancy compared to 22.7 percent of adults.

Fathers of Babies Born to Teen Mothers

Fathers' Ages



Fathers' Education

Of fathers ages 18 and older 70.0 percent had at least a high school diploma.

Teen Mothers

Mothers' Ages	Births	% of Births
Ages 15 and younger	0	0.0%
Ages 16 and 17	5	22.7%
Ages 18 and 19	17	77.3%
Total Births to Teen Mothers	22	100.0%

Montgomery County

In 1996, 1,031 babies were born to Montgomery County teen mothers, down 17.7 percent from 1992 when 1,252 babies were born to teen mothers.

Births to Teens

	1992	1993	1994	1995	1996	Ohio 1996
Births to teens as a percentage of all births	14.1%	12.9%	13.6%	13.2%	13.4%	13.3%
Births to teen mothers who already have at least one child	29.6%	26.6%	23.4%	18.1%	18.7%	21.0%
Births to unmarried teens as a percentage of all teen births	84.9%	87.0%	85.7%	86.4%	88.3%	84.0%
Percentage of 18- and 19-year-old mothers without a high school diploma	52.3%	49.3%	49.9%	45.7%	47.5%	43.0%

1996

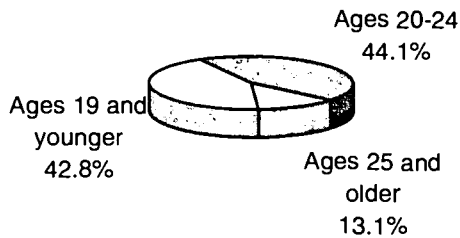
Teen Mother and Infant Health Care

Low Birthweight In 1996, 10.2 percent of babies born to Montgomery County teens were low birthweight (under 5.5 pounds), compared to 8.3 percent of babies born to adults.

Late Prenatal Care In 1996, 31.2 percent of Montgomery County pregnant teens did not receive prenatal care during their first three months of pregnancy compared to 14.8 percent of adults.

Fathers of Babies Born to Teen Mothers

Fathers' Ages



Fathers' Education

Of fathers ages 18 and older 61.4 percent had at least a high school diploma.

Teen Mothers

Mothers' Ages	Total		White		Black	
	Births	% of Births	Births	% of Births	Births	% of Births
Ages 15 and younger	92	8.9%	41	7.3%	49	10.7%
Ages 16 and 17	303	29.4%	153	27.4%	146	31.8%
Ages 18 and 19	636	61.7%	365	65.3%	264	57.5%
Births to Teen Mothers	1,031	100.0%	559	100.0%	459	100.0%

Morgan County

In 1996, 40 babies were born to Morgan County teen mothers, up 60.0 percent from 1992 when 25 babies were born to teen mothers.



Births to Teens

	1992	1993	1994	1995	1996	Ohio 1996
Births to teens as a percentage of all births	13.8%	14.7%	25.9%	17.5%	20.8%	13.3%
Births to teen mothers who already have at least one child	20.0%	22.2%	22.0%	10.0%	17.5%	21.0%
Births to unmarried teens as a percentage of all teen births	60.0%	51.9%	52.0%	80.0%	72.5%	84.0%
Percentage of 18- and 19-year-old mothers without a high school diploma	36.8%	19.0%	26.5%	38.1%	36.4%	43.0%

1996

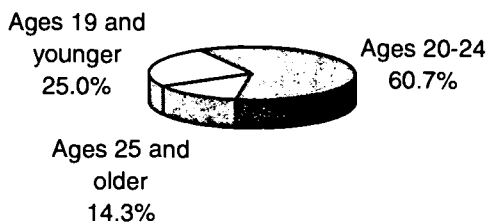
Teen Mother and Infant Health Care

Low Birthweight In 1996, 12.5 percent of babies born to Morgan County teens were low birthweight (under 5.5 pounds), compared to 5.9 percent of babies born to adults.

Late Prenatal Care In 1996, 42.5 percent of Morgan County pregnant teens did not receive prenatal care during their first three months of pregnancy compared to 25.7 percent of adults.

Fathers of Babies Born to Teen Mothers

Fathers' Ages



Fathers' Education

Of fathers ages 18 and older 57.7 percent had at least a high school diploma.

Teen Mothers

Mothers' Ages	Births	% of Births
Ages 15 and younger	3	7.5%
Ages 16 and 17	15	37.5%
Ages 18 and 19	22	55.0%
Total Births to Teen Mothers	40	100.0%

Morrow County

In 1996, 56 babies were born to Morrow County teen mothers, down 6.7 percent from 1992 when 60 babies were born to teen mothers.

Births to Teens

	1992	1993	1994	1995	1996	Ohio 1996
Births to teens as a percentage of all births	14.7%	15.9%	16.7%	16.3%	14.5%	13.3%
Births to teen mothers who already have at least one child	20.0%	17.7%	13.6%	15.9%	14.3%	21.0%
Births to unmarried teens as a percentage of all teen births	58.3%	64.5%	65.2%	73.0%	66.1%	84.0%
Percentage of 18- and 19-year-old mothers without a high school diploma	45.0%	31.8%	40.9%	36.6%	41.2%	43.0%

1996

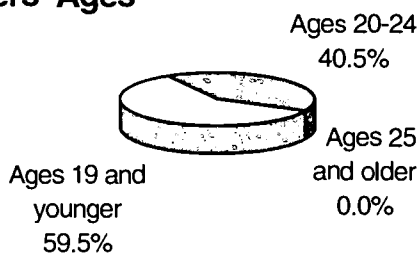
Teen Mother and Infant Health Care

Low Birthweight In 1996, 12.5 percent of babies born to Morrow County teens were low birthweight (under 5.5 pounds), compared to 6.1 percent of babies born to adults.

Late Prenatal Care In 1996, 26.8 percent of Morrow County pregnant teens did not receive prenatal care during their first three months of pregnancy compared to 19.6 percent of adults.

Fathers of Babies Born to Teen Mothers

Fathers' Ages



Fathers' Education

Of fathers ages 18 and older 50.0 percent had at least a high school diploma.

Teen Mothers

Mothers' Ages	Births	% of Births
Ages 15 and younger	2	3.6%
Ages 16 and 17	20	35.7%
Ages 18 and 19	34	60.7%
Total Births to Teen Mothers	56	100.0%

Muskingum County

In 1996, 177 babies were born to Muskingum County teen mothers, down 11.9 percent from 1992 when 201 babies were born to teen mothers.



Births to Teens

	1992	1993	1994	1995	1996	Ohio 1996
Births to teens as a percentage of all births	17.4%	18.4%	17.7%	19.2%	16.0%	13.3%
Births to teen mothers who already have at least one child	19.4%	24.1%	16.0%	22.7%	22.6%	21.0%
Births to unmarried teens as a percentage of all teen births	71.6%	73.6%	75.1%	76.0%	73.4%	84.0%
Percentage of 18- and 19-year-old mothers without a high school diploma	35.3%	39.5%	35.2%	37.9%	42.5%	43.0%

1996

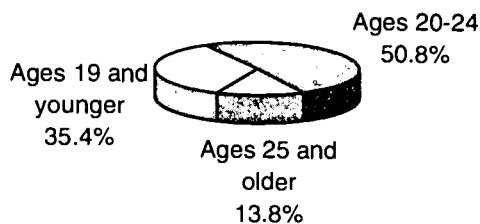
Teen Mother and Infant Health Care

Low Birthweight In 1996, 13.6 percent of babies born to Muskingum County teens were low birthweight (under 5.5 pounds), compared to 8.4 percent of babies born to adults.

Late Prenatal Care In 1996, 21.1 percent of Muskingum County pregnant teens did not receive prenatal care during their first three months of pregnancy compared to 11.5 percent of adults.

Fathers of Babies Born to Teen Mothers

Fathers' Ages



Fathers' Education

Of fathers ages 18 and older 68.9 percent had at least a high school diploma.

Teen Mothers

Mothers' Ages	Births	% of Births
Ages 15 and younger	10	5.6%
Ages 16 and 17	40	22.6%
Ages 18 and 19	127	71.8%
Total Births to Teen Mothers	177	100.0%

Noble County

In 1996, 19 babies were born to Noble County teen mothers, up 35.7 percent from 1992 when 14 babies were born to teen mothers.

Births to Teens

	1992	1993	1994	1995	1996	Ohio 1996
Births to teens as a percentage of all births	10.6%	12.3%	19.9%	18.1%	14.0%	13.3%
Births to teen mothers who already have at least one child	14.3%	10.5%	17.9%	20.0%	21.1%	21.0%
Births to unmarried teens as a percentage of all teen births	50.0%	78.9%	71.4%	68.0%	73.7%	84.0%
Percentage of 18- and 19-year-old mothers without a high school diploma	40.0%	23.1%	11.1%	35.3%	26.7%	43.0%

1996

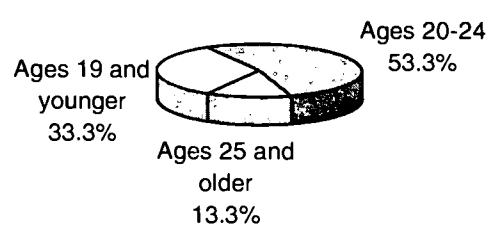
Teen Mother and Infant Health Care

Low Birthweight In 1996, 10.5 percent of babies born to Noble County teens were low birthweight (under 5.5 pounds), compared to 3.4 percent of babies born to adults.

Late Prenatal Care In 1996, 42.1 percent of Noble County pregnant teens did not receive prenatal care during their first three months of pregnancy compared to 18.8 percent of adults.

Fathers of Babies Born to Teen Mothers

Fathers' Ages



Fathers' Education

Of fathers ages 18 and older 66.7 percent had at least a high school diploma.

Teen Mothers

Mothers' Ages	Births	% of Births
Ages 15 and younger	0	0.0%
Ages 16 and 17	4	21.1%
Ages 18 and 19	15	78.9%
Total Births to Teen Mothers	19	100.0%

BEST COPY AVAILABLE

Ottawa County

In 1996, 55 babies were born to Ottawa County teen mothers, up 19.6 percent from 1992 when 46 babies were born to teen mothers.

Births to Teens

	1992	1993	1994	1995	1996	Ohio 1996
Births to teens as a percentage of all births	10.1%	12.7%	13.0%	13.5%	13.1%	13.3%
Births to teen mothers who already have at least one child	26.1%	21.3%	19.6%	10.3%	16.4%	21.0%
Births to unmarried teens as a percentage of all teen births	60.9%	72.1%	73.2%	74.1%	76.4%	84.0%
Percentage of 18- and 19-year-old mothers without a high school diploma	50.0%	40.5%	17.9%	34.3%	37.1%	43.0%

1996

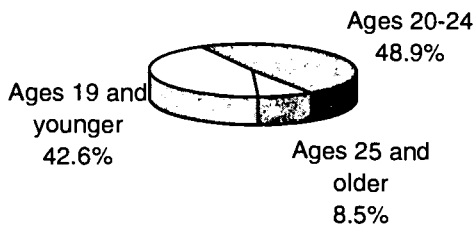
Teen Mother and Infant Health Care

Low Birthweight In 1996, 9.1 percent of babies born to Ottawa County teens were low birthweight (under 5.5 pounds), compared to 6.6 percent of babies born to adults.

Late Prenatal Care In 1996, 23.6 percent of Ottawa County pregnant teens did not receive prenatal care during their first three months of pregnancy compared to 8.8 percent of adults.

Fathers of Babies Born to Teen Mothers

Fathers' Ages




Fathers' Education

Of fathers ages 18 and older 72.7 percent had at least a high school diploma.

Teen Mothers

Mothers' Ages	Births	% of Births
Ages 15 and younger	6	10.9%
Ages 16 and 17	14	25.5%
Ages 18 and 19	35	63.6%
Total Births to Teen Mothers	55	100.0%

Paulding County



In 1996, 46 babies were born to Paulding County teen mothers, down 6.1 percent from 1992 when 49 babies were born to teen mothers.

Births to Teens

	1992	1993	1994	1995	1996	Ohio 1996
Births to teens as a percentage of all births	17.8%	13.0%	20.8%	20.7%	17.4%	13.3%
Births to teen mothers who already have at least one child	10.2%	8.6%	12.5%	23.8%	22.2%	21.0%
Births to unmarried teens as a percentage of all teen births	71.4%	77.1%	64.6%	81.0%	78.3%	84.0%
Percentage of 18- and 19-year-old mothers without a high school diploma	33.3%	36.8%	35.1%	31.0%	40.6%	43.0%

1996


Teen Mother and Infant Health Care

Low Birthweight In 1996, 10.9 percent of babies born to Paulding County teens were low birthweight (under 5.5 pounds), compared to 4.1 percent of babies born to adults.

Late Prenatal Care In 1996, 28.3 percent of Paulding County pregnant teens did not receive prenatal care during their first three months of pregnancy compared to 10.0 percent of adults.

Fathers of Babies Born to Teen Mothers

Fathers' Ages



Fathers' Education

Of fathers ages 18 and older 77.4 percent had at least a high school diploma.

Teen Mothers

Mothers' Ages	Births	% of Births
Ages 15 and younger	2	4.3%
Ages 16 and 17	12	26.1%
Ages 18 and 19	32	69.6%
Total Births to Teen Mothers	46	100.0%

Perry County

In 1996, 92 babies were born to Perry County teen mothers, down 1.1 percent from 1992 when 93 babies were born to teen mothers.

Births to Teens

	1992	1993	1994	1995	1996	Ohio 1996
Births to teens as a percentage of all births	18.4%	20.0%	20.9%	19.3%	17.3%	13.3%
Births to teen mothers who already have at least one child	17.2%	17.4%	13.7%	24.2%	25.0%	21.0%
Births to unmarried teens as a percentage of all teen births	69.9%	72.8%	75.5%	74.7%	76.1%	84.0%
Percentage of 18- and 19-year-old mothers without a high school diploma	33.9%	25.8%	35.8%	44.8%	46.9%	43.0%

1996

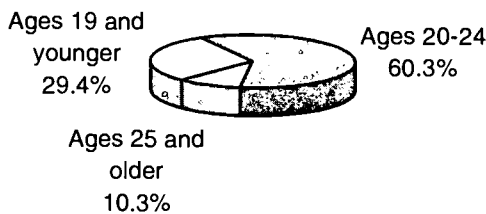
Teen Mother and Infant Health Care

Low Birthweight In 1996, 9.8 percent of babies born to Perry County teens were low birthweight (under 5.5 pounds), compared to 7.0 percent of babies born to adults.

Late Prenatal Care In 1996, 14.3 percent of Perry County pregnant teens did not receive prenatal care during their first three months of pregnancy compared to 16.0 percent of adults.

Fathers of Babies Born to Teen Mothers

Fathers' Ages



Fathers' Education

Of fathers ages 18 and older 62.5 percent had at least a high school diploma.

Teen Mothers

Mothers' Ages	Births	% of Births
Ages 15 and younger	5	5.4%
Ages 16 and 17	23	25.0%
Ages 18 and 19	64	69.6%
Total Births to Teen Mothers	92	100.0%

Pickaway County

In 1996, 95 babies were born to Pickaway County teen mothers, up 11.8 percent from 1992 when 85 babies were born to teen mothers.

Births to Teens

	1992	1993	1994	1995	1996	Ohio 1996
Births to teens as a percentage of all births	12.6%	18.3%	15.2%	16.5%	15.1%	13.3%
Births to teen mothers who already have at least one child	17.6%	13.9%	20.2%	24.3%	16.8%	21.0%
Births to unmarried teens as a percentage of all teen births	63.5%	72.2%	70.2%	68.0%	73.7%	84.0%
Percentage of 18- and 19-year-old mothers without a high school diploma	40.0%	33.8%	36.7%	38.5%	35.3%	43.0%

1996

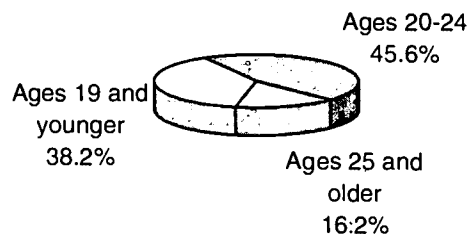
Teen Mother and Infant Health Care

Low Birthweight In 1996, 6.4 percent of babies born to Pickaway County teens were low birthweight (under 5.5 pounds), compared to 6.6 percent of babies born to adults.

Late Prenatal Care In 1996, 24.4 percent of Pickaway County pregnant teens did not receive prenatal care during their first three months of pregnancy compared to 12.5 percent of adults.

Fathers of Babies Born to Teen Mothers

Fathers' Ages



Fathers' Education

Of fathers ages 18 and older 69.1 percent had at least a high school diploma.

Teen Mothers

Mothers' Ages	Births	% of Births
Ages 15 and younger	6	6.3%
Ages 16 and 17	20	21.1%
Ages 18 and 19	69	72.6%
Total Births to Teen Mothers	95	100.0%

Pike County

In 1996, 76 babies were born to Pike County teen mothers, down 17.4 percent from 1992 when 92 babies were born to teen mothers.

Births to Teens

	1992	1993	1994	1995	1996	Ohio 1996
Births to teens as a percentage of all births	24.9%	22.9%	18.8%	21.5%	22.2%	13.3%
Births to teen mothers who already have at least one child	27.2%	20.5%	25.7%	12.2%	23.7%	21.0%
Births to unmarried teens as a percentage of all teen births	52.2%	58.0%	55.7%	56.1%	69.7%	84.0%
Percentage of 18- and 19-year-old mothers without a high school diploma	41.7%	39.6%	41.2%	42.6%	31.9%	43.0%

1996

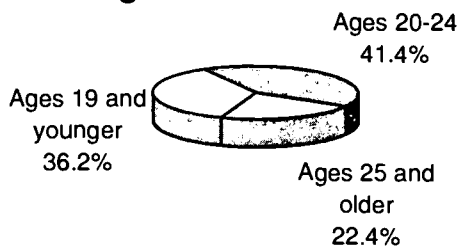
Teen Mother and Infant Health Care

Low Birthweight In 1996, 9.2 percent of babies born to Pike County teens were low birthweight (under 5.5 pounds), compared to 7.1 percent of babies born to adults.

Late Prenatal Care In 1996, 15.8 percent of Pike County pregnant teens did not receive prenatal care during their first three months of pregnancy compared to 11.7 percent of adults.

Fathers of Babies Born to Teen Mothers

Fathers' Ages



Fathers' Education

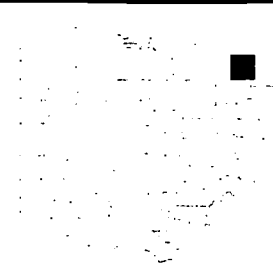
Of fathers ages 18 and older 58.6 percent had at least a high school diploma.

Teen Mothers

Mothers' Ages	Births	% of Births
Ages 15 and younger	3	3.9%
Ages 16 and 17	26	34.2%
Ages 18 and 19	47	61.8%
Total Births to Teen Mothers	76	100.0%

BEST COPY AVAILABLE

Portage County



In 1996, 182 babies were born to Portage County teen mothers, up 3.4 percent from 1992 when 176 babies were born to teen mothers.

Births to Teens

	1992	1993	1994	1995	1996	Ohio 1996
Births to teens as a percentage of all births	9.3%	10.7%	10.4%	10.2%	10.1%	13.3%
Births to teen mothers who already have at least one child	17.6%	21.2%	20.8%	13.0%	13.2%	21.0%
Births to unmarried teens as a percentage of all teen births	75.0%	74.7%	78.1%	81.1%	79.1%	84.0%
Percentage of 18- and 19-year-old mothers without a high school diploma	35.8%	30.7%	26.3%	28.8%	32.0%	43.0%

1996

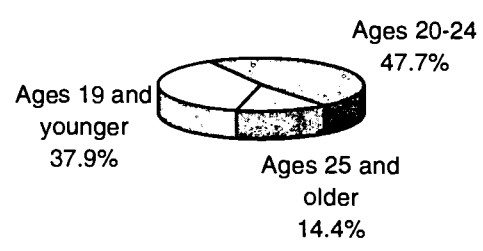
Teen Mother and Infant Health Care

Low Birthweight In 1996, 14.3 percent of babies born to Portage County teens were low birthweight (under 5.5 pounds), compared to 6.4 percent of babies born to adults.

Late Prenatal Care In 1996, 30.2 percent of Portage County pregnant teens did not receive prenatal care during their first three months of pregnancy compared to 9.7 percent of adults.

Fathers of Babies Born to Teen Mothers

Fathers' Ages



Fathers' Education

Of fathers ages 18 and older 75.6 percent had at least a high school diploma.

Teen Mothers

Mothers' Ages	Births	% of Births
Ages 15 and younger	8	4.4%
Ages 16 and 17	52	28.6%
Ages 18 and 19	122	67.0%
Total Births to Teen Mothers	182	100.0%

Preble County

In 1996, 69 babies were born to Preble County teen mothers, down 2.8 percent from 1992 when 71 babies were born to teen mothers.

Births to Teens

	1992	1993	1994	1995	1996	Ohio 1996
Births to teens as a percentage of all births	15.0%	14.6%	15.2%	13.6%	12.2%	13.3%
Births to teen mothers who already have at least one child	21.4%	18.4%	12.2%	22.7%	20.3%	21.0%
Births to unmarried teens as a percentage of all teen births	57.7%	65.8%	66.2%	63.6%	72.5%	84.0%
Percentage of 18- and 19-year-old mothers without a high school diploma	44.9%	34.0%	44.2%	37.8%	31.9%	43.0%

1996

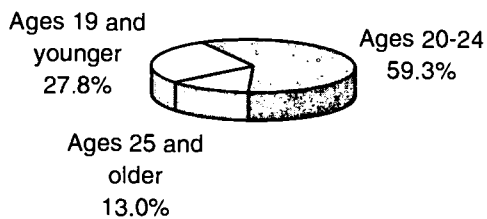
Teen Mother and Infant Health Care

Low Birthweight In 1996, 13.0 percent of babies born to Preble County teens were low birthweight (under 5.5 pounds), compared to 8.0 percent of babies born to adults.

Late Prenatal Care In 1996, 39.1 percent of Preble County pregnant teens did not receive prenatal care during their first three months of pregnancy compared to 11.7 percent of adults.

Fathers of Babies Born to Teen Mothers

Fathers' Ages



Fathers' Education

Of fathers ages 18 and older 71.2 percent had at least a high school diploma.

Teen Mothers

Mothers' Ages	Births	% of Births
Ages 15 and younger	4	5.8%
Ages 16 and 17	18	26.1%
Ages 18 and 19	47	68.1%
Total Births to Teen Mothers	69	100.0%

Putnam County

In 1996, 47 babies were born to Putnam County teen mothers, up 4.4 percent from 1992 when 45 babies were born to teen mothers.

Births to Teens

	1992	1993	1994	1995	1996	Ohio 1996
Births to teens as a percentage of all births	8.1%	10.2%	8.8%	8.4%	9.8%	13.3%
Births to teen mothers who already have at least one child	20.0%	20.0%	10.9%	27.9%	12.8%	21.0%
Births to unmarried teens as a percentage of all teen births	73.3%	83.6%	84.8%	83.7%	78.7%	84.0%
Percentage of 18- and 19-year-old mothers without a high school diploma	27.3%	31.4%	42.4%	46.9%	38.9%	43.0%

1996

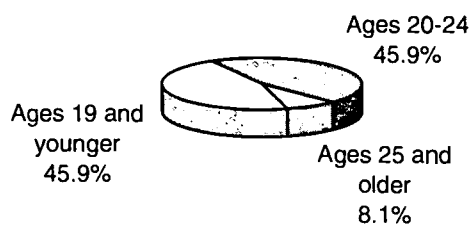
Teen Mother and Infant Health Care

Low Birthweight In 1996, 0.0 percent of babies born to Putnam County teens were low birthweight (under 5.5 pounds), compared to 3.0 percent of babies born to adults.

Late Prenatal Care In 1996, 30.4 percent of Putnam County pregnant teens did not receive prenatal care during their first three months of pregnancy compared to 11.4 percent of adults.

Fathers of Babies Born to Teen Mothers

Fathers' Ages



Fathers' Education

Of fathers ages 18 and older 74.2 percent had at least a high school diploma.

Teen Mothers

Mothers' Ages	Births	% of Births
Ages 15 and younger	1	2.1%
Ages 16 and 17	10	21.3%
Ages 18 and 19	36	76.6%
Total Births to Teen Mothers	47	100.0%

Richland County

In 1996, 320 babies were born to Richland County teen mothers, up 11.9 percent from 1992 when 286 babies were born to teen mothers.

Births to Teens

	1992	1993	1994	1995	1996	Ohio 1996
Births to teens as a percentage of all births	16.4%	16.1%	16.0%	17.4%	18.4%	13.3%
Births to teen mothers who already have at least one child	24.8%	23.2%	18.0%	18.5%	18.1%	21.0%
Births to unmarried teens as a percentage of all teen births	72.4%	75.7%	77.2%	78.8%	80.0%	84.0%
Percentage of 18- and 19-year-old mothers without a high school diploma	43.2%	44.6%	47.5%	46.2%	40.4%	43.0%

1996

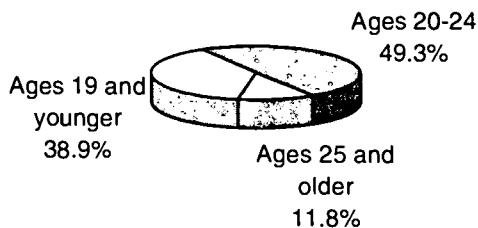
Teen Mother and Infant Health Care

Low Birthweight In 1996, 10.7 percent of babies born to Richland County teens were low birthweight (under 5.5 pounds), compared to 7.2 percent of babies born to adults.

Late Prenatal Care In 1996, 29.8 percent of Richland County pregnant teens did not receive prenatal care during their first three months of pregnancy compared to 21.5 percent of adults.

Fathers of Babies Born to Teen Mothers

Fathers' Ages



Fathers' Education

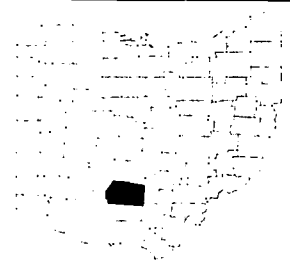
Of fathers ages 18 and older 68.6 percent had at least a high school diploma.

BEST COPY AVAILABLE

Teen Mothers

Mothers' Ages	Total		White		Black	
	Births	% of Births	Births	% of Births	Births	% of Births
Ages 15 and younger	23	7.2%	13	5.4%	9	12.7%
Ages 16 and 17	79	24.7%	56	23.3%	23	32.4%
Ages 18 and 19	218	68.1%	171	71.3%	39	54.9%
Births to Teen Mothers	320	100.0%	240	100.0%	71	100.0%

Ross County



In 1996, 173 babies were born to Ross County teen mothers, up 12.3 percent from 1992 when 154 babies were born to teen mothers.

Births to Teens

	1992	1993	1994	1995	1996	Ohio 1996
Births to teens as a percentage of all births	16.5%	18.3%	20.0%	20.0%	19.4%	13.3%
Births to teen mothers who already have at least one child	24.0%	19.9%	20.9%	21.2%	20.8%	21.0%
Births to unmarried teens as a percentage of all teen births	64.9%	66.7%	70.3%	67.7%	71.7%	84.0%
Percentage of 18- and 19-year-old mothers without a high school diploma	42.4%	46.6%	35.2%	41.5%	40.9%	43.0%

1996

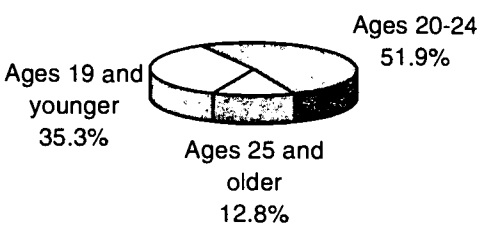
Teen Mother and Infant Health Care

Low Birthweight In 1996, 12.1 percent of babies born to Ross County teens were low birthweight (under 5.5 pounds), compared to 7.6 percent of babies born to adults.

Late Prenatal Care In 1996, 18.6 percent of Ross County pregnant teens did not receive prenatal care during their first three months of pregnancy compared to 10.3 percent of adults.

Fathers of Babies Born to Teen Mothers

Fathers' Ages



Fathers' Education

Of fathers ages 18 and older 68.1 percent had at least a high school diploma.

Teen Mothers

Mothers' Ages	Births	% of Births
Ages 15 and younger	11	6.4%
Ages 16 and 17	47	27.2%
Ages 18 and 19	115	66.5%
Total Births to Teen Mothers	173	100.0%

Sandusky County

In 1996, 132 babies were born to Sandusky County teen mothers, down 2.9 percent from 1992 when 136 babies were born to teen mothers.

Births to Teens

	1992	1993	1994	1995	1996	Ohio 1996
Births to teens as a percentage of all births	15.9%	13.5%	14.2%	15.4%	15.9%	13.3%
Births to teen mothers who already have at least one child	25.0%	14.3%	17.6%	18.2%	23.5%	21.0%
Births to unmarried teens as a percentage of all teen births	75.0%	81.5%	84.8%	83.3%	85.6%	84.0%
Percentage of 18- and 19-year-old mothers without a high school diploma	35.7%	27.8%	36.7%	37.2%	35.5%	43.0%

1996


Teen Mother and Infant Health Care

Low Birthweight In 1996, 9.8 percent of babies born to Sandusky County teens were low birthweight (under 5.5 pounds), compared to 6.7 percent of babies born to adults.

Late Prenatal Care In 1996, 20.2 percent of Sandusky County pregnant teens did not receive prenatal care during their first three months of pregnancy compared to 13.8 percent of adults.

Fathers of Babies Born to Teen Mothers

Fathers' Ages



Fathers' Education

Of fathers ages 18 and older 69.1 percent had at least a high school diploma.

Teen Mothers

Mothers' Ages	Births	% of Births
Ages 15 and younger	6	4.5%
Ages 16 and 17	33	25.0%
Ages 18 and 19	93	70.5%
Total Births to Teen Mothers	132	100.0%

Scioto County

In 1996, 249 babies were born to Scioto County teen mothers, down 0.4 percent from 1992 when 250 babies were born to teen mothers.

Births to Teens

	1992	1993	1994	1995	1996	Ohio 1996
Births to teens as a percentage of all births	23.1%	23.2%	23.6%	20.7%	24.5%	13.3%
Births to teen mothers who already have at least one child	24.4%	22.8%	19.4%	21.4%	14.5%	21.0%
Births to unmarried teens as a percentage of all teen births	57.6%	57.4%	62.5%	59.5%	77.5%	84.0%
Percentage of 18- and 19-year-old mothers without a high school diploma	39.3%	42.3%	41.2%	35.7%	49.7%	43.0%

1996

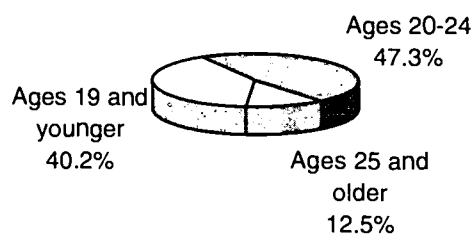
Teen Mother and Infant Health Care

Low Birthweight In 1996, 6.0 percent of babies born to Scioto County teens were low birthweight (under 5.5 pounds), compared to 6.5 percent of babies born to adults.

Late Prenatal Care In 1996, 20.2 percent of Scioto County pregnant teens did not receive prenatal care during their first three months of pregnancy compared to 7.7 percent of adults.

Fathers of Babies Born to Teen Mothers

Fathers' Ages



Fathers' Education

Of fathers ages 18 and older 61.1 percent had at least a high school diploma.

Teen Mothers

Mothers' Ages	Births	% of Births
Ages 15 and younger	16	6.4%
Ages 16 and 17	78	31.3%
Ages 18 and 19	155	62.2%
Total Births to Teen Mothers	249	100.0%

Seneca County

In 1996, 137 babies were born to Seneca County teen mothers, the same as in 1992 when 137 babies were born to teen mothers.

Births to Teens

	1992	1993	1994	1995	1996	Ohio 1996
Births to teens as a percentage of all births	15.6%	16.2%	15.1%	16.4%	17.9%	13.3%
Births to teen mothers who already have at least one child	27.7%	25.4%	15.9%	16.1%	18.2%	21.0%
Births to unmarried teens as a percentage of all teen births	83.2%	76.2%	78.8%	80.5%	84.7%	84.0%
Percentage of 18- and 19-year-old mothers without a high school diploma	40.4%	31.9%	35.5%	38.0%	38.5%	43.0%

1996

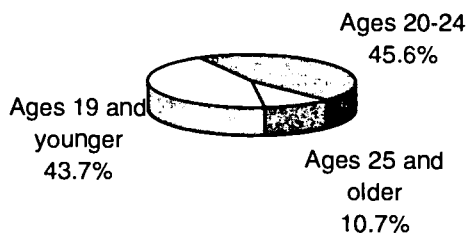
Teen Mother and Infant Health Care

Low Birthweight In 1996, 6.6 percent of babies born to Seneca County teens were low birthweight (under 5.5 pounds), compared to 7.0 percent of babies born to adults.

Late Prenatal Care In 1996, 13.9 percent of Seneca County pregnant teens did not receive prenatal care during their first three months of pregnancy compared to 8.7 percent of adults.

Fathers of Babies Born to Teen Mothers

Fathers' Ages



Fathers' Education

Of fathers ages 18 and older 67.4 percent had at least a high school diploma.

Teen Mothers

Mothers' Ages	Births	% of Births
Ages 15 and younger	7	5.1%
Ages 16 and 17	34	24.8%
Ages 18 and 19	96	70.1%
Total Births to Teen Mothers	137	100.0%

Shelby County

In 1996, 105 babies were born to Shelby County teen mothers, up 4.0 percent from 1992 when 101 babies were born to teen mothers.

Births to Teens

	1992	1993	1994	1995	1996	Ohio 1996
Births to teens as a percentage of all births	13.9%	14.7%	14.6%	13.2%	15.1%	13.3%
Births to teen mothers who already have at least one child	17.8%	19.0%	26.2%	26.1%	22.9%	21.0%
Births to unmarried teens as a percentage of all teen births	69.3%	67.0%	66.4%	68.2%	71.4%	84.0%
Percentage of 18- and 19-year-old mothers without a high school diploma	53.6%	37.9%	52.1%	50.0%	37.7%	43.0%

1996

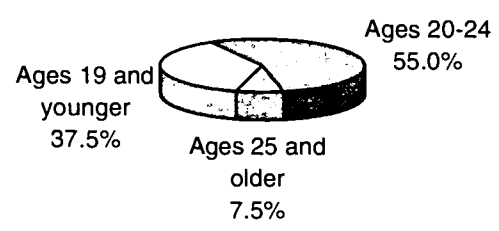
Teen Mother and Infant Health Care

Low Birthweight In 1996, 9.5 percent of babies born to Shelby County teens were low birthweight (under 5.5 pounds), compared to 3.9 percent of babies born to adults.

Late Prenatal Care In 1996, 32.4 percent of Shelby County pregnant teens did not receive prenatal care during their first three months of pregnancy compared to 8.1 percent of adults.

Fathers of Babies Born to Teen Mothers

Fathers' Ages



Fathers' Education

Of fathers ages 18 and older 56.5 percent had at least a high school diploma.

BEST COPY AVAILABLE

Teen Mothers

Mothers' Ages	Births	% of Births
Ages 15 and younger	6	5.7%
Ages 16 and 17	30	28.6%
Ages 18 and 19	69	65.7%
Total Births to Teen Mothers	105	100.0%

Stark County

In 1996, 653 babies were born to Stark County teen mothers, down 3.8 percent from 1992 when 679 babies were born to teen mothers.



Births to Teens

	1992	1993	1994	1995	1996	Ohio 1996
Births to teens as a percentage of all births	13.1%	12.4%	13.9%	13.8%	13.7%	13.3%
Births to teen mothers who already have at least one child	23.3%	23.0%	17.6%	18.7%	20.1%	21.0%
Births to unmarried teens as a percentage of all teen births	78.1%	79.4%	82.7%	82.7%	85.1%	84.0%
Percentage of 18- and 19-year-old mothers without a high school diploma	40.8%	43.2%	36.5%	43.4%	41.0%	43.0%

1996

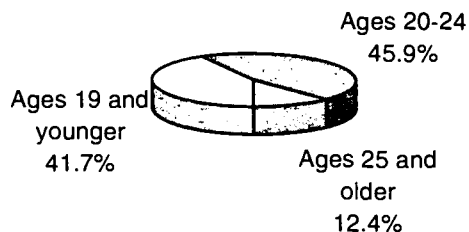
Teen Mother and Infant Health Care

Low Birthweight In 1996, 10.3 percent of babies born to Stark County teens were low birthweight (under 5.5 pounds), compared to 7.5 percent of babies born to adults.

Late Prenatal Care In 1996, 24.4 percent of Stark County pregnant teens did not receive prenatal care during their first three months of pregnancy compared to 8.5 percent of adults.

Fathers of Babies Born to Teen Mothers

Fathers' Ages



Fathers' Education

Of fathers ages 18 and older 65.1 percent had at least a high school diploma.

Teen Mothers

Mothers' Ages	Total		White		Black	
	Births	% of Births	Births	% of Births	Births	% of Births
Ages 15 and younger	39	6.0%	27	5.7%	10	5.9%
Ages 16 and 17	194	29.7%	146	30.9%	47	27.6%
Ages 18 and 19	420	64.3%	300	63.4%	113	66.5%
Births to Teen Mothers	653	100.0%	473	100.0%	170	100.0%

Summit County

In 1996, 877 babies were born to Summit County teen mothers, up 0.2 percent from 1992 when 875 babies were born to teen mothers.

Births to Teens

	1992	1993	1994	1995	1996	Ohio 1996
Births to teens as a percentage of all births	11.4%	12.4%	13.0%	12.0%	12.1%	13.3%
Births to teen mothers who already have at least one child	27.1%	25.1%	22.2%	21.1%	23.8%	21.0%
Births to unmarried teens as a percentage of all teen births	85.8%	87.3%	88.6%	90.0%	89.3%	84.0%
Percentage of 18- and 19-year-old mothers without a high school diploma	39.4%	38.3%	38.0%	37.7%	39.9%	43.0%

1996

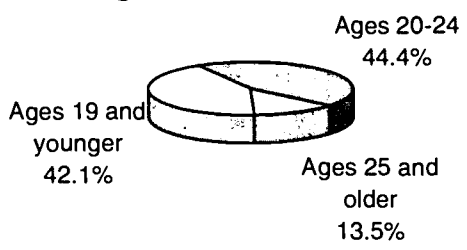
Teen Mother and Infant Health Care

Low Birthweight In 1996, 12.9 percent of babies born to Summit County teens were low birthweight (under 5.5 pounds), compared to 7.7 percent of babies born to adults.

Late Prenatal Care In 1996, 28.6 percent of Summit County pregnant teens did not receive prenatal care during their first three months of pregnancy compared to 9.4 percent of adults.

Fathers of Babies Born to Teen Mothers

Fathers' Ages



Fathers' Education

Of fathers ages 18 and older 70.0 percent had at least a high school diploma.

BEST COPY AVAILABLE

Teen Mothers

Mothers' Ages	Total		White		Black	
	Births	% of Births	Births	% of Births	Births	% of Births
Ages 15 and younger	69	7.9%	31	6.3%	37	10.2%
Ages 16 and 17	251	28.6%	141	28.6%	101	27.9%
Ages 18 and 19	557	63.5%	321	65.1%	224	61.9%
Births to Teen Mothers	877	100.0%	493	100.0%	362	100.0%



Trumbull County

In 1996, 396 babies were born to Trumbull County teen mothers, down 1.0 percent from 1992 when 400 babies were born to teen mothers.

Births to Teens

	1992	1993	1994	1995	1996	Ohio 1996
Births to teens as a percentage of all births	13.2%	12.6%	13.6%	14.2%	13.7%	13.3%
Births to teen mothers who already have at least one child	22.8%	21.1%	24.4%	20.3%	24.0%	21.0%
Births to unmarried teens as a percentage of all teen births	77.8%	81.0%	84.3%	88.5%	83.8%	84.0%
Percentage of 18- and 19-year-old mothers without a high school diploma	35.4%	42.6%	36.0%	40.5%	38.3%	43.0%

1996

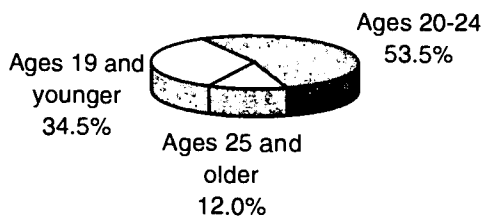
Teen Mother and Infant Health Care

Low Birthweight In 1996, 8.8 percent of babies born to Trumbull County teens were low birthweight (under 5.5 pounds), compared to 7.0 percent of babies born to adults.

Late Prenatal Care In 1996, 28.4 percent of Trumbull County pregnant teens did not receive prenatal care during their first three months of pregnancy compared to 14.4 percent of adults.

Fathers of Babies Born to Teen Mothers

Fathers' Ages



Fathers' Education

Of fathers ages 18 and older 62.7 percent had at least a high school diploma.

Teen Mothers

Mothers' Ages	Total		White		Black	
	Births	% of Births	Births	% of Births	Births	% of Births
Ages 15 and younger	28	7.1%	20	6.8%	7	7.0%
Ages 16 and 17	108	27.3%	69	23.6%	36	36.0%
Ages 18 and 19	260	65.7%	203	69.5%	57	57.0%
Total Births to Teen Mothers	396	100.0%	292	100.0%	100	100.0%

Tuscarawas County



In 1996, 135 babies were born to Tuscarawas County teen mothers, down 14.6 percent from 1992 when 158 babies were born to teen mothers.

Births to Teens

	1992	1993	1994	1995	1996	Ohio 1996
Births to teens as a percentage of all births	13.2%	13.4%	12.8%	13.6%	11.8%	13.3%
Births to teen mothers who already have at least one child	20.3%	17.6%	14.9%	19.0%	18.5%	21.0%
Births to unmarried teens as a percentage of all teen births	70.3%	68.6%	70.1%	72.0%	69.6%	84.0%
Percentage of 18- and 19-year-old mothers without a high school diploma	42.5%	39.4%	33.3%	31.9%	39.4%	43.0%

1996

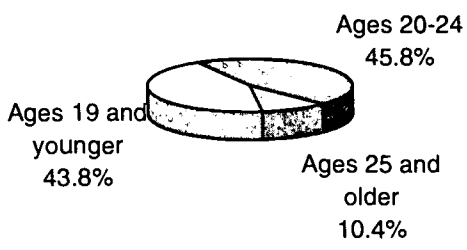
Teen Mother and Infant Health Care

Low Birthweight In 1996, 12.7 percent of babies born to Tuscarawas County teens were low birthweight (under 5.5 pounds), compared to 6.0 percent of babies born to adults.

Late Prenatal Care In 1996, 22.2 percent of Tuscarawas County pregnant teens did not receive prenatal care during their first three months of pregnancy compared to 14.0 percent of adults.

Fathers of Babies Born to Teen Mothers

Fathers' Ages



Fathers' Education

Of fathers ages 18 and older 58.1 percent had at least a high school diploma.

Teen Mothers

Mothers' Ages	Births	% of Births
Ages 15 and younger	2	1.5%
Ages 16 and 17	34	25.2%
Ages 18 and 19	99	73.3%
Total Births to Teen Mothers	135	100.0%

Union County

In 1996, 71 babies were born to Union County teen mothers, up 31.5 percent from 1992 when 54 babies were born to teen mothers.

Births to Teens

	1992	1993	1994	1995	1996	Ohio 1996
Births to teens as a percentage of all births	11.4%	13.1%	11.6%	12.5%	13.6%	13.3%
Births to teen mothers who already have at least one child	16.7%	10.8%	18.2%	10.8%	21.1%	21.0%
Births to unmarried teens as a percentage of all teen births	70.4%	64.6%	74.5%	72.3%	70.4%	84.0%
Percentage of 18- and 19-year-old mothers without a high school diploma	27.3%	29.3%	23.1%	33.3%	35.2%	43.0%

1996

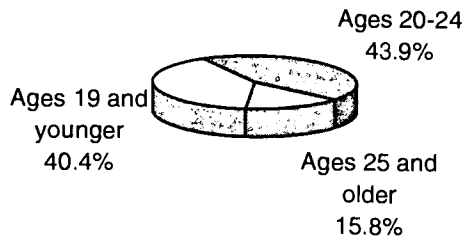
Teen Mother and Infant Health Care

Low Birthweight In 1996, 9.9 percent of babies born to Union County teens were low birthweight (under 5.5 pounds), compared to 2.7 percent of babies born to adults.

Late Prenatal Care In 1996, 17.1 percent of Union County pregnant teens did not receive prenatal care during their first three months of pregnancy compared to 6.7 percent of adults.

Fathers of Babies Born to Teen Mothers

Fathers' Ages



Fathers' Education

Of fathers ages 18 and older 79.6 percent had at least a high school diploma.

Teen Mothers

Mothers' Ages	Births	% of Births
Ages 15 and younger	1	1.4%
Ages 16 and 17	16	22.5%
Ages 18 and 19	54	76.1%
Total Births to Teen Mothers	71	100.0%

Van Wert County

In 1996, 66 babies were born to Van Wert County teen mothers, up 61.0 percent from 1992 when 41 babies were born to teen mothers.

Births to Teens

	1992	1993	1994	1995	1996	Ohio 1996
Births to teens as a percentage of all births	10.8%	10.9%	13.9%	16.3%	14.2%	13.3%
Births to teen mothers who already have at least one child	19.5%	8.5%	22.6%	26.7%	15.2%	21.0%
Births to unmarried teens as a percentage of all teen births	61.0%	72.3%	73.6%	61.7%	87.9%	84.0%
Percentage of 18- and 19-year-old mothers without a high school diploma	18.2%	35.7%	39.4%	39.0%	18.0%	43.0%

1996

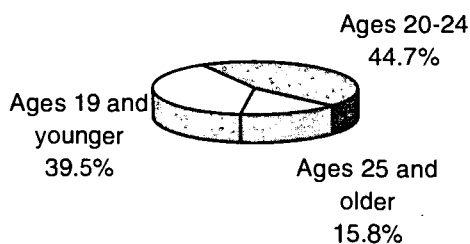
Teen Mother and Infant Health Care

Low Birthweight In 1996, 6.1 percent of babies born to Van Wert County teens were low birthweight (under 5.5 pounds), compared to 7.8 percent of babies born to adults.

Late Prenatal Care In 1996, 28.8 percent of Van Wert County pregnant teens did not receive prenatal care during their first three months of pregnancy compared to 10.1 percent of adults.

Fathers of Babies Born to Teen Mothers

Fathers' Ages



Fathers' Education

Of fathers ages 18 and older 88.2 percent had at least a high school diploma.

Teen Mothers

Mothers' Ages	Births	% of Births
Ages 15 and younger	1	1.5%
Ages 16 and 17	15	22.7%
Ages 18 and 19	50	75.8%
Total Births to Teen Mothers	66	100.0%

Vinton County

In 1996, 32 babies were born to Vinton County teen mothers, up 3.2 percent from 1992 when 31 babies were born to teen mothers.

Births to Teens

	1992	1993	1994	1995	1996	Ohio 1996
Births to teens as a percentage of all births	17.5%	18.3%	22.2%	20.4%	19.4%	13.3%
Births to teen mothers who already have at least one child	22.6%	17.1%	25.6%	21.1%	15.6%	21.0%
Births to unmarried teens as a percentage of all teen births	67.7%	45.7%	53.8%	50.0%	56.3%	84.0%
Percentage of 18- and 19-year-old mothers without a high school diploma	52.6%	38.5%	25.9%	59.3%	47.8%	43.0%

1996

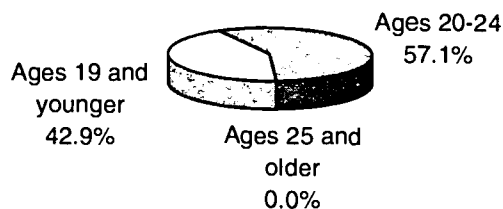
Teen Mother and Infant Health Care

Low Birthweight In 1996, 12.5 percent of babies born to Vinton County teens were low birthweight (under 5.5 pounds), compared to 5.3 percent of babies born to adults.

Late Prenatal Care In 1996, 25.8 percent of Vinton County pregnant teens did not receive prenatal care during their first three months of pregnancy compared to 10.6 percent of adults.

Fathers of Babies Born to Teen Mothers

Fathers' Ages



Fathers' Education

Of fathers ages 18 and older 75.0 percent had at least a high school diploma.

Teen Mothers

Mothers' Ages	Births	% of Births
Ages 15 and younger	2	6.3%
Ages 16 and 17	7	21.9%
Ages 18 and 19	23	71.9%
Total Births to Teen Mothers	32	100.0%

Warren County



In 1996, 161 babies were born to Warren County teen mothers, up 6.6 percent from 1992 when 151 babies were born to teen mothers.

Births to Teens

	1992	1993	1994	1995	1996	Ohio 1996
Births to teens as a percentage of all births	8.7%	8.5%	8.4%	8.4%	8.5%	13.3%
Births to teen mothers who already have at least one child	19.2%	18.1%	15.1%	13.7%	13.7%	21.0%
Births to unmarried teens as a percentage of all teen births	57.0%	61.9%	67.9%	70.8%	78.3%	84.0%
Percentage of 18- and 19-year-old mothers without a high school diploma	35.8%	33.7%	27.1%	35.3%	40.0%	43.0%

1996

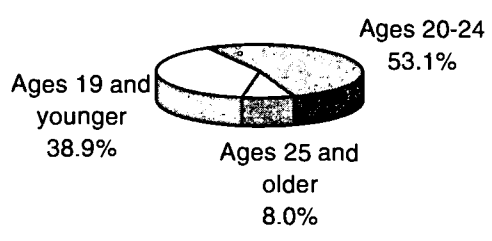
Teen Mother and Infant Health Care

Low Birthweight In 1996, 9.3 percent of babies born to Warren County teens were low birthweight (under 5.5 pounds), compared to 6.0 percent of babies born to adults.

Late Prenatal Care In 1996, 20.8 percent of Warren County pregnant teens did not receive prenatal care during their first three months of pregnancy compared to 5.6 percent of adults.

Fathers of Babies Born to Teen Mothers

Fathers' Ages



Fathers' Education

Of fathers ages 18 and older 68.9 percent had at least a high school diploma.

Teen Mothers

Mothers' Ages	Births	% of Births
Ages 15 and younger	8	5.0%
Ages 16 and 17	48	29.8%
Ages 18 and 19	105	65.2%
Total Births to Teen Mothers	161	100.0%



Washington County

In 1996, 85 babies were born to Washington County teen mothers, down 33.6 percent from 1992 when 128 babies were born to teen mothers.

Births to Teens

	1992	1993	1994	1995	1996	Ohio 1996
Births to teens as a percentage of all births	14.6%	12.6%	13.3%	12.3%	10.8%	13.3%
Births to teen mothers who already have at least one child	21.9%	16.0%	19.8%	11.7%	21.2%	21.0%
Births to unmarried teens as a percentage of all teen births	56.3%	66.0%	59.4%	66.0%	71.8%	84.0%
Percentage of 18- and 19-year-old mothers without a high school diploma	34.7%	39.2%	23.3%	35.6%	36.4%	43.0%

1996

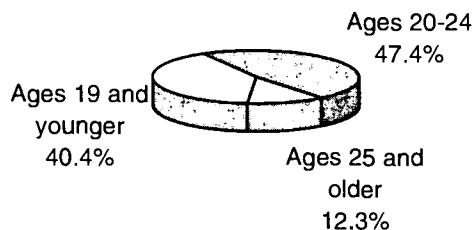
Teen Mother and Infant Health Care

Low Birthweight In 1996, 5.9 percent of babies born to Washington County teens were low birthweight (under 5.5 pounds), compared to 7.1 percent of babies born to adults.

Late Prenatal Care In 1996, 26.5 percent of Washington County pregnant teens did not receive prenatal care during their first three months of pregnancy compared to 15.4 percent of adults.

Fathers of Babies Born to Teen Mothers

Fathers' Ages



Fathers' Education

Of fathers ages 18 and older 70.4 percent had at least a high school diploma.

Teen Mothers

Mothers' Ages	Births	% of Births
Ages 15 and younger	3	3.5%
Ages 16 and 17	16	18.8%
Ages 18 and 19	66	77.6%
Total Births to Teen Mothers	85	100.0%

Wayne County



In 1996, 149 babies were born to Wayne County teen mothers, up 18.3 percent from 1992 when 126 babies were born to teen mothers.

Births to Teens

	1992	1993	1994	1995	1996	Ohio 1996
Births to teens as a percentage of all births	8.0%	8.9%	8.5%	8.5%	9.4%	13.3%
Births to teen mothers who already have at least one child	19.0%	13.7%	12.9%	13.4%	16.1%	21.0%
Births to unmarried teens as a percentage of all teen births	68.3%	69.9%	68.2%	74.6%	75.8%	84.0%
Percentage of 18- and 19-year-old mothers without a high school diploma	26.1%	32.7%	29.7%	38.8%	33.0%	43.0%

1996

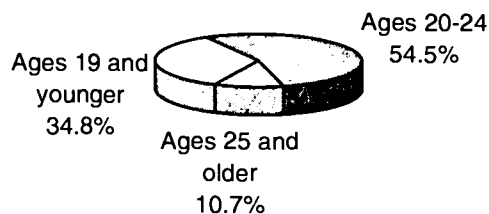
Teen Mother and Infant Health Care

Low Birthweight In 1996, 9.4 percent of babies born to Wayne County teens were low birthweight (under 5.5 pounds), compared to 5.7 percent of babies born to adults.

Late Prenatal Care In 1996, 31.8 percent of Wayne County pregnant teens did not receive prenatal care during their first three months of pregnancy compared to 26.1 percent of adults.

Fathers of Babies Born to Teen Mothers

Fathers' Ages



Fathers' Education

Of fathers ages 18 and older 67.0 percent had at least a high school diploma.

Teen Mothers

Mothers' Ages	Births	% of Births
Ages 15 and younger	2	1.3%
Ages 16 and 17	47	31.5%
Ages 18 and 19	100	67.1%
Total Births to Teen Mothers	149	100.0%

Williams County

In 1996, 89 babies were born to Williams County teen mothers, up 32.8 percent from 1992 when 67 babies were born to teen mothers.

Births to Teens

	1992	1993	1994	1995	1996	Ohio 1996
Births to teens as a percentage of all births	13.1%	13.4%	13.2%	16.8%	17.5%	13.3%
Births to teen mothers who already have at least one child	20.9%	16.9%	20.0%	14.1%	12.4%	21.0%
Births to unmarried teens as a percentage of all teen births	70.1%	73.8%	73.8%	74.6%	77.5%	84.0%
Percentage of 18- and 19-year-old mothers without a high school diploma	37.2%	40.0%	29.2%	38.1%	37.5%	43.0%

1996

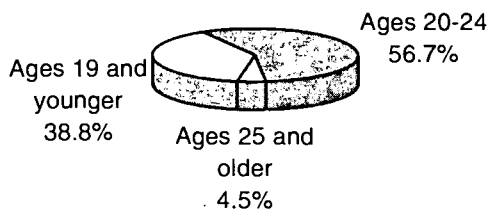
Teen Mother and Infant Health Care

Low Birthweight In 1996, 5.6 percent of babies born to Williams County teens were low birthweight (under 5.5 pounds), compared to 5.0 percent of babies born to adults.

Late Prenatal Care In 1996, 34.8 percent of Williams County pregnant teens did not receive prenatal care during their first three months of pregnancy compared to 19.5 percent of adults.

Fathers of Babies Born to Teen Mothers

Fathers' Ages



Fathers' Education


Of fathers ages 18 and older 73.0 percent had at least a high school diploma.

Teen Mothers

Mothers' Ages	Births	% of Births
Ages 15 and younger	6	6.7%
Ages 16 and 17	27	30.3%
Ages 18 and 19	56	62.9%
Total Births to Teen Mothers	89	100.0%

Wyandot County

In 1996, 31 babies were born to Wyandot County teen mothers, down 43.6 percent from 1992 when 55 babies were born to teen mothers.



Births to Teens

	1992	1993	1994	1995	1996	Ohio 1996
Births to teens as a percentage of all births	16.6%	10.1%	12.0%	14.1%	10.8%	13.3%
Births to teen mothers who already have at least one child	20.0%	13.8%	13.9%	22.7%	9.7%	21.0%
Births to unmarried teens as a percentage of all teen births	63.6%	69.0%	77.8%	68.2%	80.6%	84.0%
Percentage of 18- and 19-year-old mothers without a high school diploma	27.5%	22.7%	32.1%	41.9%	17.4%	43.0%

1996

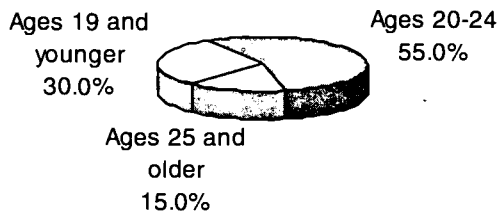
Teen Mother and Infant Health Care

Low Birthweight In 1996, 3.2 percent of babies born to Wyandot County teens were low birthweight (under 5.5 pounds), compared to 4.7 percent of babies born to adults.

Late Prenatal Care In 1996, 19.4 percent of Wyandot County pregnant teens did not receive prenatal care during their first three months of pregnancy compared to 12.9 percent of adults.

Fathers of Babies Born to Teen Mothers

Fathers' Ages



Fathers' Education

Of fathers ages 18 and older 89.5 percent had at least a high school diploma.

Teen Mothers

Mothers' Ages	Births	% of Births
Ages 15 and younger	0	0.0%
Ages 16 and 17	8	25.8%
Ages 18 and 19	23	74.2%
Total Births to Teen Mothers	31	100.0%

Wood County

In 1996, 123 babies were born to Wood County teen mothers, down 4.7 percent from 1992 when 129 babies were born to teen mothers.

Births to Teens

	1992	1993	1994	1995	1996	Ohio 1996
Births to teens as a percentage of all births	9.5%	11.5%	10.7%	11.4%	9.0%	13.3%
Births to teen mothers who already have at least one child	12.4%	19.4%	19.0%	20.4%	22.0%	21.0%
Births to unmarried teens as a percentage of all teen births	77.5%	80.6%	81.0%	82.8%	82.9%	84.0%
Percentage of 18- and 19-year-old mothers without a high school diploma	27.1%	39.4%	29.3%	28.0%	40.5%	43.0%

1996


Teen Mother and Infant Health Care

Low Birthweight In 1996, 9.8 percent of babies born to Wood County teens were low birthweight (under 5.5 pounds), compared to 6.0 percent of babies born to adults.

Late Prenatal Care In 1996, 28.7 percent of Wood County pregnant teens did not receive prenatal care during their first three months of pregnancy compared to 6.2 percent of adults.

Fathers of Babies Born to Teen Mothers

Fathers' Ages



Fathers' Education

Of fathers ages 18 and older 67.8 percent had at least a high school diploma.

Teen Mothers

Mothers' Ages	Births	% of Births
Ages 15 and younger	9	7.3%
Ages 16 and 17	34	27.6%
Ages 18 and 19	80	65.0%
Total Births to Teen Mothers	123	100.0%

Fact Sheet Notes

Births to Teens: Throughout this publication, we refer to all mothers under 20 years old as teens, including those under 13 years old. Unless otherwise specified, all calculations referring to teen mothers include all mothers under age 20.

National Rate for Births to Teens as a Percentage of All Births: *Monthly Vital Statistics Report*, Vol. 46, No. 11(s), June 30, 1998, p.45.

National Rate for Births to Unmarried Teens as a Percentage of All Teen Births: *Monthly Vital Statistics Report*, Vol. 46, No. 11(s), June 30, 1998, p. 49. Calculations by CDF-Ohio.

National Rate for Births to Teen Mothers Who Already Have at least One Child: *Monthly Vital Statistics Report*, Vol. 46, No. 11(s), June 30, 1998, p. 30. Calculations by CDF-Ohio.

National Rate for Percentage of 18- and 19-Year-Old Mothers Without a High School Diploma: *Monthly Vital Statistics Report*, Vol. 46, No. 11(s), June 10, 1997, p. 54. Calculations by CDF-Ohio.

Births to Teens as a Percentage of All Births (Teen Birth Rate): Ohio Department of Health, Statistical Analysis Unit, 1980, 1990, 1992-96 unpublished vital statistics, Columbus, OH. Calculations by CDF-Ohio. Total number of births to teenage women divided by total number of births to all women.

Births to Unmarried Teens as a Percentage of All Teen Births: Ohio Department of Health, Statistical Analysis Unit, 1990, 1992-1996 unpublished vital statistics, Columbus, OH. Calculations by CDF-Ohio.

Births to Teen Mothers who Already Have at Least One Child (Repeat Teen Birth Rate): Ohio Department of Health, Statistical Analysis Unit, 1992-1996 unpublished vital statistics, Columbus, OH. Calculations by CDF-Ohio.

Percentage of 18- and 19-Year-Old Mothers Without a High School Diploma: Ohio Department of Health, Statistical Analysis Unit, 1992-1996 unpublished vital statistics, Columbus, OH. Calculations by CDF-Ohio.

Low Birthweight: Ohio Department of Health, Statistical Analysis Unit, 1992-1996 unpublished vital statistics, Columbus, OH. Calculations by CDF-Ohio. Low Birthweight is defined as 2,500 grams (5.5 pounds) or less.

Late or No Prenatal Care: Ohio Department of Health, Statistical Analysis Unit, 1992-1996 unpublished vital statistics, Columbus, OH. Calculations by CDF-Ohio. Late or No Prenatal Care reflects those mothers receiving prenatal care after the first trimester or not at all.

Early Prenatal Care: Ohio Department of Health, Statistical Analysis Unit, 1992-1996 unpublished vital statistics, Columbus, OH. Calculations by CDF-Ohio. Early Prenatal Care reflects those mothers receiving prenatal care during the first trimester.

Age & Education of Fathers: Ohio Department of Health, Statistical Analysis Unit, 1992-1996 unpublished vital statistics, Columbus, OH. Calculations by CDF-Ohio. From birth certificates, the Ohio Department of Health provided information on the father's age for 13,096 fathers and on education for 11,528 fathers.

Births to Teens in 1996 by Age: Ohio Department of Health, Statistical Analysis Unit, 1992-1996 unpublished vital statistics, Columbus, OH. Calculations by CDF-Ohio.

Calculations

Rounding Rule: All calculations were made before rounding. When rounding five and above, we rounded up. When rounding four and below, we rounded down.

Percent Change Over Time: Computed by comparing the base year data for the indicator with the current year data. To calculate percent change, the value for the base year was subtracted from the value for the current year and that quantity was divided by the value for the base year. The result was multiplied by 100.

Sources

Books and Articles

The Annie E. Casey Foundation. *KIDS COUNT Data Book: State Profiles of Child Well-Being, 1998*. Baltimore: The Annie E. Casey Foundation, 1998.

Children's Defense Fund-Ohio. *Helping Families Work: A 1995/1996 Factbook*. Columbus: Children's Defense Fund-Ohio and Borden, Inc., 1996.

Children's Defense Fund. *The State of America's Children, Yearbook 1998*. Washington, DC: Children's Defense Fund, 1998.

Children's Defense Fund. *CDF Reports*. Vol.18, No. 11. Washington, DC: October, 1997.

Hayes, Cheryl D. "Consequences of Adolescent Childbearing," in Cheryl D. Hayes (ed.), *Risking the Future: Adolescent Sexuality, Pregnancy, and Childbearing*. Washington, DC: National Academy Press, 1987.

Hotz, Joseph, Susan Williams McElroy, and Seth G. Sanders. "The Impacts of Teenage Childbearing on the Mothers and the Consequences of Those Impacts for Government," in *Kids Having Kids: Economic Costs and Social Consequences of Teen Pregnancy*, R. Maynard (ed.), Washington, DC: Urban Institute Press, 1997.

Jorgensen, Stephen R. "Adolescent Pregnancy and Parenting," in Thomas P. Gullotta, Gerald R. Adams, and Raymond Montemayor (eds.), *Advances in Adolescent Development: Adolescent Sexuality, Vol. 5*. Newbury Park: Sage Publications, 1993.

Robinson, Bryan. *Teenage Fathers*. Lexington, Massachusetts: Lexington Books, 1988.

Government Documents

Ohio Department of Health, Statistical Analysis Unit, 1980, 1986-1996 unpublished vital statistics, Columbus, OH.

U.S. Department of Health and Human Services, Centers for Disease Control and Prevention, National Center for Health Statistics, *Monthly Vital Statistics Report*, Vol. 45, No. 11(s), June 10, 1997; Vol. 46, No. 1(s)2, September 11, 1997; Vol. 46, No. 6(s)2, February 26, 1998. Vol. 46, No. 11(s), June 30, 1998.

For **Children**, for Ohio's Future



\$19.95

DEAR LORD
BE GOOD TO ME
THE SEATS SO
WIDE AND SO
MY BONTIS
SO SMALL





U.S. DEPARTMENT OF EDUCATION
Office of Educational Research and Improvement (OERI)
Educational Resources Information Center (ERIC)



NOTICE

REPRODUCTION BASIS



This document is covered by a signed "Reproduction Release (Blanket)" form (on file within the ERIC system), encompassing all or classes of documents from its source organization and, therefore, does not require a "Specific Document" Release form.



This document is Federally-funded, or carries its own permission to reproduce, or is otherwise in the public domain and, therefore, may be reproduced by ERIC without a signed Reproduction Release form (either "Specific Document" or "Blanket").