

DOCUMENT RESUME

ED 424 895

JC 990 004

TITLE Statewide and District Summaries: Report on Academic Performance of High School Graduates (ARS 15-1822), Fiscal Year 1997-1998.

INSTITUTION Arizona State Board of Directors for Community Colleges, Phoenix.

PUB DATE 1998-00-00

NOTE 24p.

PUB TYPE Numerical/Quantitative Data (110) -- Reports - Descriptive (141)

EDRS PRICE MF01/PC01 Plus Postage.


DESCRIPTORS *Community Colleges; *Enrollment; *Grade Point Average; *High School Graduates; *School Districts; Student Characteristics; Tables (Data); Two Year Colleges

IDENTIFIERS *Arizona

ABSTRACT

This report provides statistics, in the form of charts and data tables, on Arizona high school graduates enrolling in nearby community colleges. A statewide summary indicates that 14,213 of these graduates enrolled in Arizona community colleges in 1997 and achieved a median grade point average (GPA) of 2.4 in their first terms. This document offers summaries for each college district: (1) Cochise; (2) Coconino; (3) Graham; (4) Maricopa (sub-summaries for each of the ten Maricopa colleges are included in this section); (5) Mohave; (6) Navajo; (7) Pima; (8) Pinal; (9) Yavapai; and (10) Yuma & La Paz. District summary information includes average GPA and number of students enrolling in their first English and math courses. The Maricopa County schools' sub-summary pages contain data on student characteristics (gender and ethnicity), high school GPA, and fall enrollments continuing in spring. (EMH)


* Reproductions supplied by EDRS are the best that can be made *
* from the original document. *



State Board of Directors for Community Colleges of Arizona

Statewide and District Summaries

Report on Academic Performance of High School Graduates (A.R.S. §15-1822) FY 1997-1998



JC990004

U.S. DEPARTMENT OF EDUCATION
Office of Educational Research and Improvement
EDUCATIONAL RESOURCES INFORMATION
CENTER (ERIC)

This document has been reproduced as received from the person or organization originating it.

Minor changes have been made to improve reproduction quality.

• Points of view or opinions stated in this document do not necessarily represent official OERI position or policy.

PERMISSION TO REPRODUCE AND
DISSEMINATE THIS MATERIAL HAS
BEEN GRANTED BY

P. Gonzalez

TO THE EDUCATIONAL RESOURCES
INFORMATION CENTER (ERIC)

1

**Report on Academic Performance of High School Graduates
(A.R.S. § 15-1822) FY 1997-1998**

Statewide and District Summaries

Table of Contents

Arizona Statewide Summary 1

District Summary
Cochise County Community College District 2

District Summary
Coconino County Community College District..... 3

District Summary
Graham County Community College District
Eastern Arizona College 4

District Summary
Maricopa County Community College District..... 5
 Chandler-Gilbert Community College 6
 Estrella Mountain Community College..... 7
 GateWay Community College..... 8
 Glendale Community College 9
 Mesa Community College 10
 Paradise Valley Community College..... 11
 Phoenix College..... 12
 Rio Salado College 13
 Scottsdale Community College..... 14
 South Mountain Community College..... 15

District Summary
Mohave County Community College District 16

District Summary
Navajo County Community College District
Northland Pioneer College..... 17

District Summary
Pima County Community College District..... 18

District Summary
Pinal County Community College District
Central Arizona College..... 19

District Summary
Yavapai County Community College District..... 20

District Summary
Yuma & La Paz Counties Community College District
Arizona Western College..... 21

ARIZONA STATEWIDE SUMMARY

Summary Characteristics

Number of 1997 Arizona High School Graduates Enrolled in the Ten Arizona Community College Districts 14,213

First Term Avg. GPA – all 1997 Arizona High School Graduates Enrolled in the Ten Arizona Community College Districts 2.4

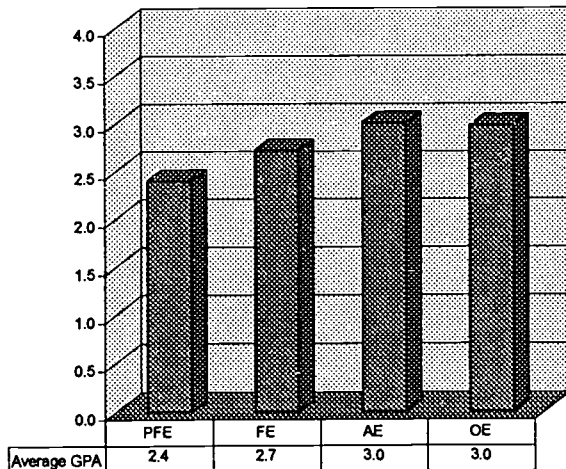
First English Course	PFE	FE	AE	OE
Number of the Above Students Enrolling	3,343	7,304	70	477
Average GPA of These Students Enrolling	2.4	2.7	3.0	3.0

First Math Course	PIA	IA	CA	C	OM
Number of the Above Students Enrolling	4,737	2,485	1,069	304	652
Average GPA of These Students Enrolling	2.2	2.4	2.5	2.7	2.6

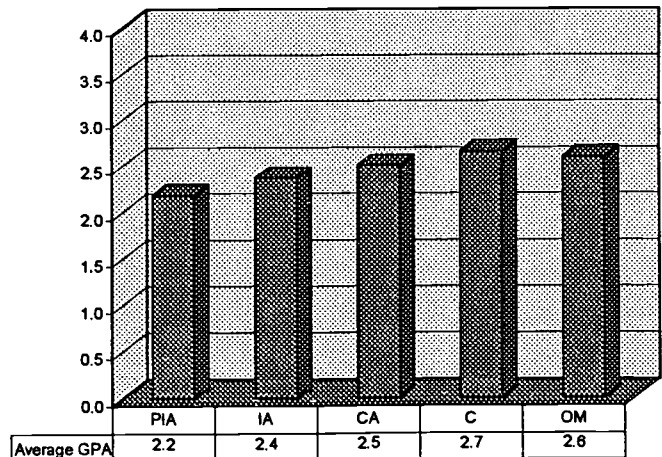
PFE=Pre-Freshman English
 FE=Freshman English
 AE=Advanced English
 OE=Other English

PIA=Pre-Intermediate Algebra
 IA=Intermediate Algebra
 CA=College Algebra
 C=Calculus
 OM=Other Math

Arizona Statewide Summary



Arizona Statewide Summary



DISTRICT SUMMARY

COCHISE COUNTY COMMUNITY COLLEGE DISTRICT

Summary Characteristics

Number of 1997 Arizona High School Graduates Enrolled in the Cochise County Community College District 450

First Term Avg. GPA - all 1997 Arizona High School Graduates Enrolled in the Cochise County Community College District 2.4

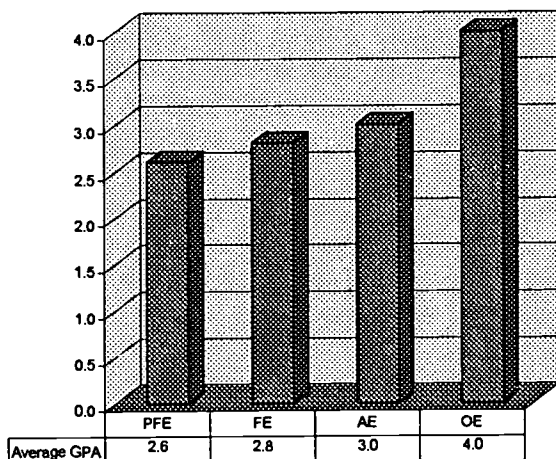
First English Course	PFE	FE	AE	OE
Number of the Above Students Enrolling	211	136	1	2
Average GPA of These Students Enrolling	2.6	2.8	3.0	4.0

First Math Course	PIA	IA	CA	C	OM
Number of the Above Students Enrolling	161	107	60	8	1
Average GPA of These Students Enrolling	1.7	2.1	3.1	3.2	3.0

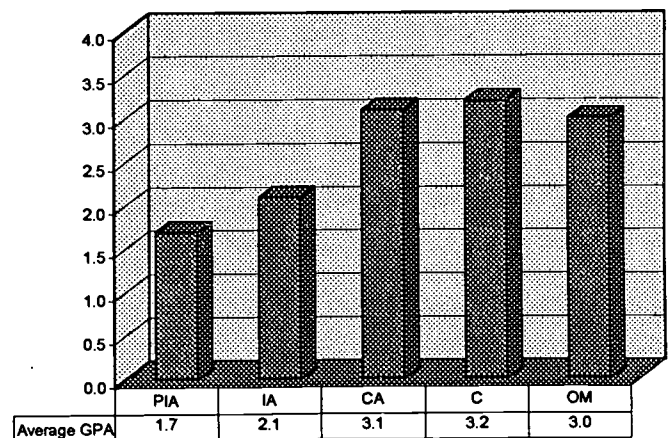
PFE=Pre-Freshman English
 FE=Freshman English
 AE=Advanced English
 OE=Other English

PIA=Pre-Intermediate Algebra
 IA=Intermediate Algebra
 CA=College Algebra
 C=Calculus
 OM=Other Math

Cochise County Community College District Summary



Cochise County Community College District Summary



DISTRICT SUMMARY

COCONINO COUNTY COMMUNITY COLLEGE DISTRICT

Summary Characteristics

Number of 1997 Arizona High School Graduates Enrolled in the Coconino County Community College District 230

First Term Avg. GPA - all 1997 Arizona High School Graduates Enrolled in the Coconino County Community College District 2.0

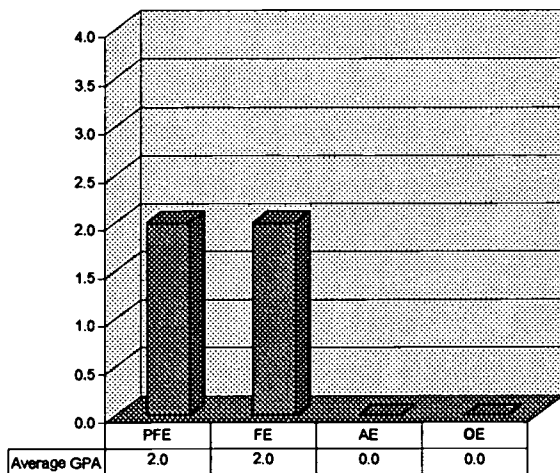
First English Course	PFE	FE	AE	OE
Number of the Above Students Enrolling	49	53	0	0
Average GPA of These Students Enrolling	2.0	2.0	N/A	N/A

First Math Course	PIA	IA	CA	C	OM
Number of the Above Students Enrolling	73	30	14	4	0
Average GPA of These Students Enrolling	2.0	1.0	2.0	2.0	N/A

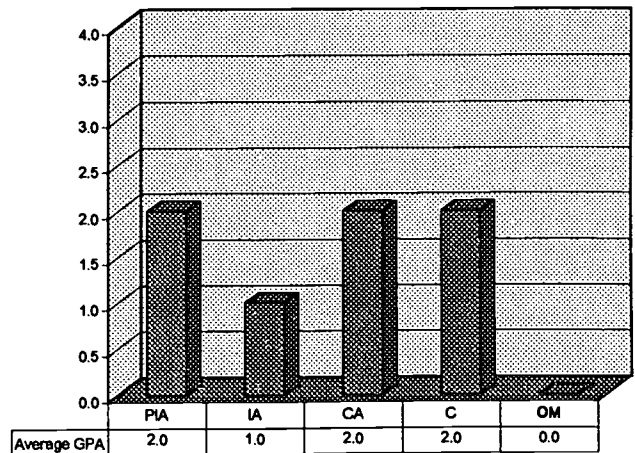
PFE=Pre-Freshman English
 FE=Freshman English
 AE=Advanced English
 OE=Other English

PIA=Pre-Intermediate Algebra
 IA=Intermediate Algebra
 CA=College Algebra
 C=Calculus
 OM=Other Math

Coconino County Community College District Summary



Coconino County Community College District Summary



DISTRICT SUMMARY

GRAHAM COUNTY COMMUNITY COLLEGE DISTRICT EASTERN ARIZONA COLLEGE

Summary Characteristics

Number of 1997 Arizona High School Graduates Enrolled in the Graham County Community College District 536

First Term Avg. GPA - all 1997 Arizona High School Graduates Enrolled in the Graham County Community College District 2.7

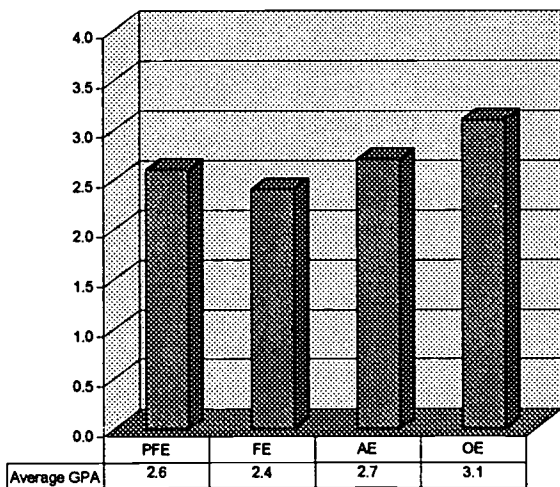
First English Course	PFE	FE	AE	OE
Number of the Above Students Enrolling	97	290	13	13
Average GPA of These Students Enrolling	2.6	2.4	2.7	3.1

First Math Course	PIA	IA	CA	C	OM
Number of the Above Students Enrolling	110	1	73	3	177
Average GPA of These Students Enrolling	2.2	0.0	2.2	2.3	2.2

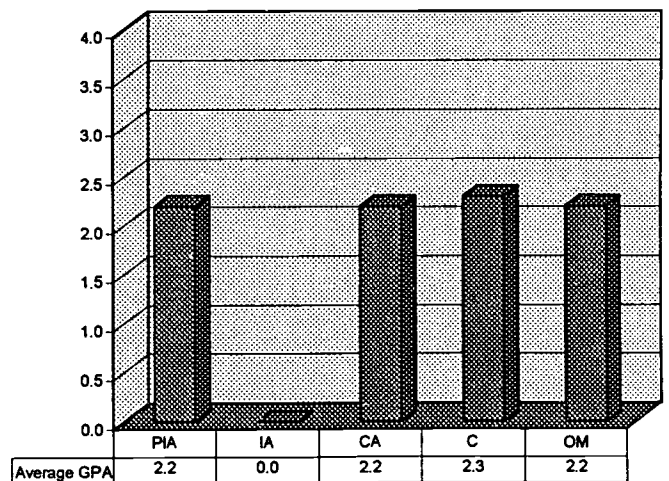
PFE=Pre-Freshman English
FE=Freshman English
AE=Advanced English
OE=Other English

PIA=Pre-Intermediate Algebra
IA=Intermediate Algebra
CA=College Algebra
C=Calculus
OM=Other Math

Graham County Community College District Summary



Graham County Community College District Summary



DISTRICT SUMMARY

MARICOPA COUNTY COMMUNITY COLLEGE DISTRICT

Summary Characteristics

Number of 1997 Arizona High School Graduates Enrolled in the Maricopa County Community College District 8,777

First Term Avg. GPA of all 1997 Arizona High School Graduates Enrolled in the Maricopa County Community College District 2.3

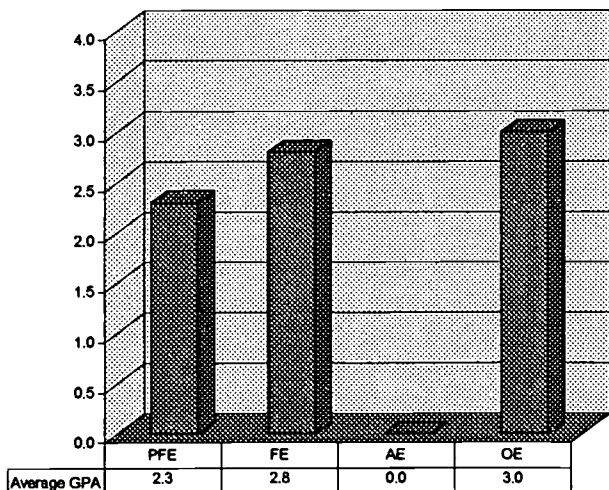
First English Course	PFE	FE	AE	OE
Number of the Above Students Enrolling	1,323	5,302	0	431
Average GPA of These Students Enrolling	2.3	2.8	N/A	3.0

First Math Course	PIA	IA	CA	C	OM
Number of the Above Students Enrolling	3,111	1,677	591	224	373
Average GPA of These Students Enrolling	2.3	2.5	2.6	2.7	2.9

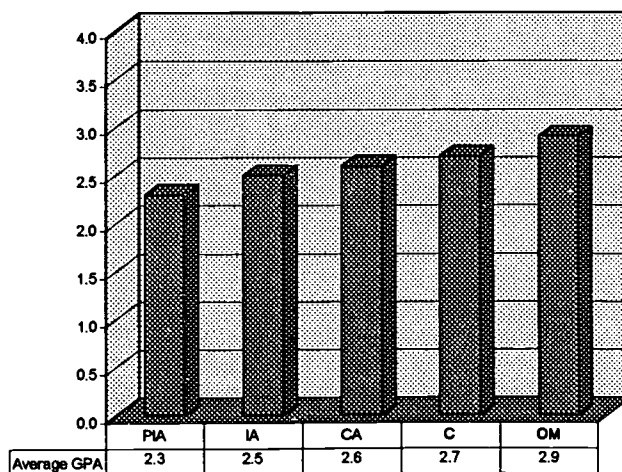
PFE=Pre-Freshman English
 FE=Freshman English
 AE=Advanced English
 OE=Other English

PIA=Pre-Intermediate Algebra
 IA=Intermediate Algebra
 CA=College Algebra
 C=Calculus
 OM=Other Math

Maricopa County Community College District Summary



Maricopa County Community College District Summary



Chandler/Gilbert Community College

1997 High School Graduates

Summary Characteristics

Number of High School Students Enrolled at Community College	515	First Term Avg. GPA	
		Your High School	2.4
		All Arizona H.S.	2.4
Percent Who Are		Fall Enrollments	
American Indian	2 %	Continuing in Spring	
Asian	2 %	Your High School	63%
Black	2 %	All Arizona H.S.	63%
Hispanic	16 %		
Female	56 %		

First English Course	PFE	FE	AE	OE	First Math Course	PIA	IA	CA	C	OM
<i>Number Enrolling</i>					<i>Number Enrolling</i>					
Your High School	57	334	0	34	Your High School	223	93	50	9	19
All Arizona H.S.	57	334	0	34	All Arizona H.S.	223	93	50	9	19
<i>Percent Enrolling</i>					<i>Percent Enrolling</i>					
Your High School	11	65	0	7	Your High School	43	18	10	2	4
All Arizona H.S.	11	65	0	7	All Arizona H.S.	43	18	10	2	4
<i>Average Grade</i>					<i>Average Grade</i>					
Your High School	2.7	2.8	0.0	3.1	Your High School	2.8	3.1	2.7	3.6	3.5
All Arizona H.S.	2.7	2.8	0.0	3.1	All Arizona H.S.	2.8	3.1	2.7	3.6	3.5
<i>Percent "C" or Higher</i>					<i>Percent "C" or Higher</i>					
Your High School	94	92	0	92	Your High School	85	94	83	100	100
All Arizona H.S.	94	92	0	92	All Arizona H.S.	85	94	83	100	100

PFE = Pre Freshman English
 FE = Freshman English
 AE = Advanced English
 OE = Other English

PIA = Pre-Intermediate Algebra
 IA = Intermediate Algebra
 CA = College Algebra
 C = Calculus
 OM = Other Math

Estrella Mountain Community College

1997 High School Graduates

Summary Characteristics					
Number of High School Students Enrolled at Community College	315	<i>First Term Avg. GPA</i>			
		Your High School	2.2		
		All Arizona H.S.	2.2		
<i>Percent Who Are</i>		<i>Fall Enrollments Continuing in Spring</i>			
American Indian	1 %			Your High School	60%
Asian	2 %			All Arizona H.S.	60%
Black	2 %				
Hispanic	39 %				
Female	62 %				

First English Course	PFE	FE	AE	OE	First Math Course	PIA	IA	CA	C	OM
<i>Number Enrolling</i>					<i>Number Enrolling</i>					
Your High School	34	168	0	26	Your High School	116	68	27	0	8
All Arizona H.S.	34	168	0	26	All Arizona H.S.	116	68	27	0	8
<i>Percent Enrolling</i>					<i>Percent Enrolling</i>					
Your High School	11	53	0	8	Your High School	37	22	9	0	3
All Arizona H.S.	11	53	0	8	All Arizona H.S.	37	22	9	0	3
<i>Average Grade</i>					<i>Average Grade</i>					
Your High School	2.8	3.0	0.0	3.0	Your High School	2.0	3.1	2.6	0.0	3.6
All Arizona H.S.	2.8	3.0	0.0	3.0	All Arizona H.S.	2.0	3.1	2.6	0.0	3.6
<i>Percent "C" or Higher</i>					<i>Percent "C" or Higher</i>					
Your High School	96	93	0	94	Your High School	62	89	79	0	100
All Arizona H.S.	96	93	0	94	All Arizona H.S.	62	89	79	0	100

PFE = Pre Freshman English
 FE = Freshman English
 AE = Advanced English
 OE = Other English

PIA = Pre-Intermediate Algebra
 IA = Intermediate Algebra
 CA = College Algebra
 C = Calculus
 OM = Other Math

Glendale Community College

1997 High School Graduates

Summary Characteristics

Number of High School Students Enrolled at Community College	2415	<i>First Term Avg. GPA</i> Your High School	2.2
		All Arizona H.S.	2.2
<i>Percent Who Are</i> American Indian	2 %	<i>Fall Enrollments Continuing in Spring</i> Your High School	73%
Asian	4 %		
Black	4 %		
Hispanic	18 %		
Female	54 %		

First English Course	PFE	FE	AE	OE	First Math Course	PIA	IA	CA	C	OM
<i>Number Enrolling</i>					<i>Number Enrolling</i>					
Your High School	372	1502	0	110	Your High School	801	699	255	54	76
All Arizona H.S.	372	1502	0	110	All Arizona H.S.	801	699	255	54	76
<i>Percent Enrolling</i>					<i>Percent Enrolling</i>					
Your High School	15	62	0	5	Your High School	33	29	11	2	3
All Arizona H.S.	15	62	0	5	All Arizona H.S.	33	29	11	2	3
<i>Average Grade</i>					<i>Average Grade</i>					
Your High School	2.1	2.7	0.0	3.2	Your High School	2.0	2.3	2.4	2.8	2.6
All Arizona H.S.	2.1	2.7	0.0	3.2	All Arizona H.S.	2.0	2.3	2.4	2.8	2.6
<i>Percent "C" or Higher</i>					<i>Percent "C" or Higher</i>					
Your High School	70	91	0	94	Your High School	65	74	80	88	82
All Arizona H.S.	70	91	0	94	All Arizona H.S.	65	74	80	88	82

PFE = Pre Freshman English
 FE = Freshman English
 AE = Advanced English
 OE = Other English

PIA = Pre-Intermediate Algebra
 IA = Intermediate Algebra
 CA = College Algebra
 C = Calculus
 OM = Other Math

Gateway Community College

1997 High School Graduates

Summary Characteristics

Number of High School Students Enrolled at Community College

140

First Term Avg. GPA

Your High School

2.1

All Arizona H.S.

2.1

Percent Who Are
 American Indian
 Asian
 Black
 Hispanic
 Female

4 %
 3 %
 6 %
 38 %
 49 %

*Fall Enrollments
 Continuing in Spring*

Your High School

36%

All Arizona H.S.

36%

First English Course	PFE	FE	AE	OE	First Math Course	PIA	IA	CA	C	OM
<i>Number Enrolling</i>					<i>Number Enrolling</i>					
Your High School	9	30	0	2	Your High School	13	3	1	0	9
All Arizona H.S.	9	30	0	2	All Arizona H.S.	13	3	1	0	9
<i>Percent Enrolling</i>					<i>Percent Enrolling</i>					
Your High School	6	21	0	1	Your High School	9	2	1	0	6
All Arizona H.S.	6	21	0	1	All Arizona H.S.	9	2	1	0	6
<i>Average Grade</i>					<i>Average Grade</i>					
Your High School	3.4	2.9	0.0	3.0	Your High School	2.7	2.0	4.0	0.0	3.6
All Arizona H.S.	3.4	2.9	0.0	3.0	All Arizona H.S.	2.7	2.0	4.0	0.0	3.6
<i>Percent "C" or Higher</i>					<i>Percent "C" or Higher</i>					
Your High School	100	92	0	100	Your High School	70	100	100	0	100
All Arizona H.S.	100	92	0	100	All Arizona H.S.	70	100	100	0	100

PFE = Pre Freshman English
 FE = Freshman English
 AE = Advanced English
 OE = Other English

PIA = Pre-Intermediate Algebra
 IA = Intermediate Algebra
 CA = College Algebra
 C = Calculus
 OM = Other Math

Mesa Community College

1997 High School Graduates

Summary Characteristics

Number of High School Students Enrolled at Community College	2742	First Term Avg. GPA Your High School	2.3
Percent Who Are	American Indian	3 %	All Arizona H.S.
	Asian	3 %	Fall Enrollments Continuing in Spring
	Black	3 %	
	Hispanic	14 %	
	Female	53 %	
		Your High School	69%
		All Arizona H.S.	69%

First English Course	PFE	FE	AE	OE	First Math Course	PIA	IA	CA	C	OM
<i>Number Enrolling</i>					<i>Number Enrolling</i>					
Your High School	345	1691	0	178	Your High School	899	358	101	106	114
All Arizona H.S.	345	1691	0	178	All Arizona H.S.	899	358	101	106	114
<i>Percent Enrolling</i>					<i>Percent Enrolling</i>					
Your High School	13	62	0	6	Your High School	33	13	4	4	4
All Arizona H.S.	13	62	0	6	All Arizona H.S.	33	13	4	4	4
<i>Average Grade</i>					<i>Average Grade</i>					
Your High School	2.5	2.8	0.0	3.0	Your High School	2.3	2.3	2.3	2.3	2.6
All Arizona H.S.	2.5	2.8	0.0	3.0	All Arizona H.S.	2.3	2.3	2.3	2.3	2.6
<i>Percent "C" or Higher</i>					<i>Percent "C" or Higher</i>					
Your High School	91	92	0	92	Your High School	74	76	78	77	86
All Arizona H.S.	91	92	0	92	All Arizona H.S.	74	76	78	77	86

PFE = Pre Freshman English
 FE = Freshman English
 AE = Advanced English
 OE = Other English

PIA = Pre-Intermediate Algebra
 IA = Intermediate Algebra
 CA = College Algebra
 C = Calculus
 OM = Other Math

Paradise Valley Community College

1997 High School Graduates

Summary Characteristics

Number of High School Students Enrolled at Community College	689	<i>First Term Avg. GPA</i> Your High School	2.3
<i>Percent Who Are</i> American Indian Asian Black Hispanic Female	2 %	All Arizona H.S.	2.3
	3 %	<i>Fall Enrollments Continuing in Spring</i> Your High School	59%
	1 %		
	9 %		
	57 %		

First English Course	PFE	FE	AE	OE	First Math Course	PIA	IA	CA	C	OM
<i>Number Enrolling</i>					<i>Number Enrolling</i>					
Your High School	52	411	0	59	Your High School	180	172	45	17	40
All Arizona H.S.	52	411	0	59	All Arizona H.S.	180	172	45	17	40
<i>Percent Enrolling</i>					<i>Percent Enrolling</i>					
Your High School	8	60	0	9	Your High School	26	25	7	2	6
All Arizona H.S.	8	60	0	9	All Arizona H.S.	26	25	7	2	6
<i>Average Grade</i>					<i>Average Grade</i>					
Your High School	2.5	2.7	0.0	2.7	Your High School	2.4	2.3	2.6	2.9	3.2
All Arizona H.S.	2.5	2.7	0.0	2.7	All Arizona H.S.	2.4	2.3	2.6	2.9	3.2
<i>Percent "C" or Higher</i>					<i>Percent "C" or Higher</i>					
Your High School	81	87	0	87	Your High School	75	77	79	94	95
All Arizona H.S.	81	87	0	87	All Arizona H.S.	75	77	79	94	95

PFE = Pre Freshman English
 FE = Freshman English
 AE = Advanced English
 OE = Other English

PIA = Pre-Intermediate Algebra
 IA = Intermediate Algebra
 CA = College Algebra
 C = Calculus
 OM = Other Math

Phoenix College

1997 High School Graduates

Summary Characteristics

Number of High School Students Enrolled at Community College	994	First Term Avg. GPA Your High School	2.4
Percent Who Are American Indian Asian Black Hispanic Female	4 % 2 % 9 % 39 % 55 %	All Arizona H.S.	2.4
		Fall Enrollments Continuing in Spring Your High School	69%
		All Arizona H.S.	69%

First English Course	PFE	FE	AE	OE	First Math Course	PIA	IA	CA	C	OM
<i>Number Enrolling</i>					<i>Number Enrolling</i>					
Your High School	242	523	0	52	Your High School	382	168	71	20	36
All Arizona H.S.	242	523	0	52	All Arizona H.S.	382	168	71	20	36
<i>Percent Enrolling</i>					<i>Percent Enrolling</i>					
Your High School	24	53	0	5	Your High School	38	17	7	2	4
All Arizona H.S.	24	53	0	5	All Arizona H.S.	38	17	7	2	4
<i>Average Grade</i>					<i>Average Grade</i>					
Your High School	2.3	2.9	0.0	3.0	Your High School	2.6	2.7	3.2	3.1	3.2
All Arizona H.S.	2.3	2.9	0.0	3.0	All Arizona H.S.	2.6	2.7	3.2	3.1	3.2
<i>Percent "C" or Higher</i>					<i>Percent "C" or Higher</i>					
Your High School	77	91	0	89	Your High School	80	87	97	93	93
All Arizona H.S.	77	91	0	89	All Arizona H.S.	80	87	97	93	93

PFE = Pre Freshman English
 FE = Freshman English
 AE = Advanced English
 OE = Other English

PIA = Pre-Intermediate Algebra
 IA = Intermediate Algebra
 CA = College Algebra
 C = Calculus
 OM = Other Math

Rio Salado Community College

1997 High School Graduates

Summary Characteristics

Number of High School Students Enrolled at Community College	180	<i>First Term Avg. GPA</i> Your High School	2.0
<i>Percent Who Are</i> American Indian	1 %	All Arizona H.S.	2.0
	3 %		
Asian	3 %	<i>Fall Enrollments</i>	
Black	3 %	<i>Continuing in Spring</i>	
Hispanic	12 %	Your High School	14%
Female	54 %	All Arizona H.S.	14%

First English Course	PFE	FE	AE	OE	First Math Course	PIA	IA	CA	C	OM
<i>Number Enrolling</i>					<i>Number Enrolling</i>					
Your High School	2	24	0	18	Your High School	13	7	3	0	3
All Arizona H.S.	2	24	0	18	All Arizona H.S.	13	7	3	0	3
<i>Percent Enrolling</i>					<i>Percent Enrolling</i>					
Your High School	1	13	0	10	Your High School	7	4	2	0	2
All Arizona H.S.	1	13	0	10	All Arizona H.S.	7	4	2	0	2
<i>Average Grade</i>					<i>Average Grade</i>					
Your High School	0.0	2.2	0.0	2.8	Your High School	2.1	1.6	3.5	0.0	2.7
All Arizona H.S.	0.0	2.2	0.0	2.8	All Arizona H.S.	2.1	1.6	3.5	0.0	2.7
<i>Percent "C" or Higher</i>					<i>Percent "C" or Higher</i>					
Your High School	0	69	0	92	Your High School	88	60	100	0	100
All Arizona H.S.	0	69	0	92	All Arizona H.S.	88	60	100	0	100

PFE = Pre Freshman English
 FE = Freshman English
 AE = Advanced English
 OE = Other English

PIA = Pre-Intermediate Algebra
 IA = Intermediate Algebra
 CA = College Algebra
 C = Calculus
 OM = Other Math

Scottsdale Community College

1997 High School Graduates

Summary Characteristics

Number of High School Students Enrolled at Community College	861	<i>First Term Avg. GPA</i> Your High School	2.2
<i>Percent Who Are</i> American Indian Asian Black Hispanic Female	4 %	All Arizona H.S.	2.2
	0 %	<i>Fall Enrollments Continuing in Spring</i> Your High School	60%
	3 %		
	8 %		
48 %	All Arizona H.S.	60%	

First English Course	PFE	FE	AE	OE	First Math Course	PIA	IA	CA	C	OM
<i>Number Enrolling</i>					<i>Number Enrolling</i>					
Your High School	112	507	0	49	Your High School	365	103	52	19	51
All Arizona H.S.	112	507	0	49	All Arizona H.S.	365	103	52	19	51
<i>Percent Enrolling</i>					<i>Percent Enrolling</i>					
Your High School	13	59	0	6	Your High School	42	12	6	2	6
All Arizona H.S.	13	59	0	6	All Arizona H.S.	42	12	6	2	6
<i>Average Grade</i>					<i>Average Grade</i>					
Your High School	2.1	2.5	0.0	2.0	Your High School	2.0	2.6	2.5	3.0	2.5
All Arizona H.S.	2.1	2.5	0.0	2.0	All Arizona H.S.	2.0	2.6	2.5	3.0	2.5
<i>Percent "C" or Higher</i>					<i>Percent "C" or Higher</i>					
Your High School	76	85	0	70	Your High School	71	82	83	100	83
All Arizona H.S.	76	85	0	70	All Arizona H.S.	71	82	83	100	83

PFE = Pre Freshman English
 FE = Freshman English
 AE = Advanced English
 OE = Other English

PIA = Pre-Intermediate Algebra
 IA = Intermediate Algebra
 CA = College Algebra
 C = Calculus
 OM = Other Math

South Mountain Community College

1997 High School Graduates

Summary Characteristics

Number of High School Students Enrolled at Community College	388	<i>First Term Avg. GPA</i> Your High School	2.4
		All Arizona H.S.	2.4
<i>Percent Who Are</i>		<i>Fall Enrollments Continuing in Spring</i> Your High School	71%
American Indian	6 %	All Arizona H.S.	71%
Asian	2 %		
Black	21 %		
Hispanic	48 %		
Female	56 %		

First English Course	PFE	FE	AE	OE	First Math Course	PIA	IA	CA	C	OM
<i>Number Enrolling</i>					<i>Number Enrolling</i>					
Your High School	109	173	0	19	Your High School	156	53	16	4	30
All Arizona H.S.	109	173	0	19	All Arizona H.S.	156	53	16	4	30
<i>Percent Enrolling</i>					<i>Percent Enrolling</i>					
Your High School	28	45	0	5	Your High School	40	14	4	1	8
All Arizona H.S.	28	45	0	5	All Arizona H.S.	40	14	4	1	8
<i>Average Grade</i>					<i>Average Grade</i>					
Your High School	2.3	2.5	0.0	3.3	Your High School	3.1	3.0	3.1	3.3	3.5
All Arizona H.S.	2.3	2.5	0.0	3.3	All Arizona H.S.	3.1	3.0	3.1	3.3	3.5
<i>Percent "C" or Higher</i>					<i>Percent "C" or Higher</i>					
Your High School	69	86	0	100	Your High School	96	95	93	100	100
All Arizona H.S.	69	86	0	100	All Arizona H.S.	96	95	93	100	100

PFE = Pre Freshman English
 FE = Freshman English
 AE = Advanced English
 OE = Other English

PIA = Pre-Intermediate Algebra
 IA = Intermediate Algebra
 CA = College Algebra
 C = Calculus
 OM = Other Math

DISTRICT SUMMARY

MOHAVE COUNTY COMMUNITY COLLEGE DISTRICT

Summary Characteristics

Number of 1997 Arizona High School Graduates Enrolled in the Mohave County Community College District 227

First Term Avg. GPA - all 1997 Arizona High School Graduates Enrolled in the Mohave County Community College District 2.7

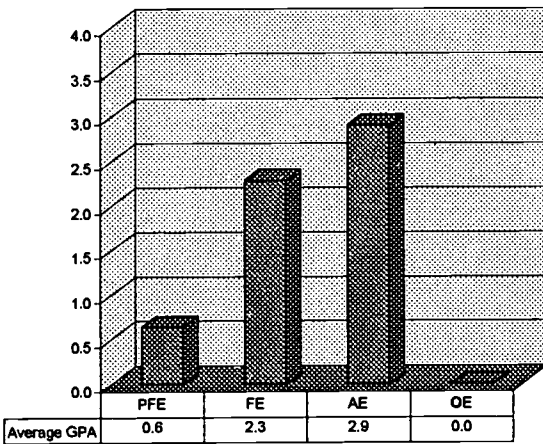
First English Course	PFE	FE	AE	OE
Number of the Above Students Enrolling	58	86	43	0
Average GPA of These Students Enrolling	0.6	2.3	2.9	N/A

First Math Course	PIA	IA	CA	C	OM
Number of the Above Students Enrolling	32	0	0	0	27
Average GPA of These Students Enrolling	0.6	N/A	N/A	N/A	2.4

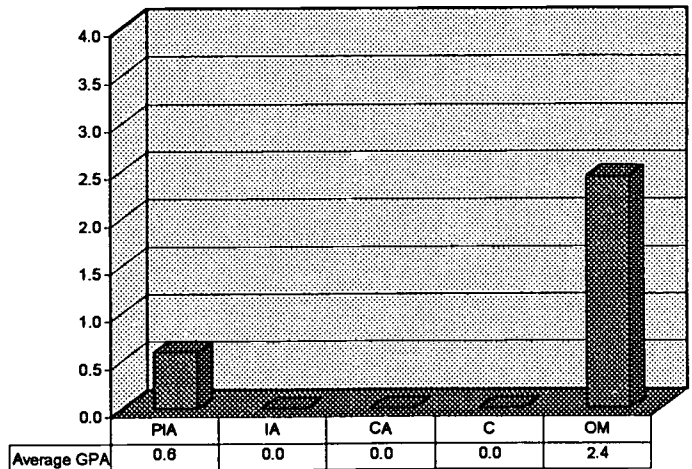
PFE=Pre-Freshman English
 FE=Freshman English
 AE=Advanced English
 OE=Other English

PIA=Pre-Intermediate Algebra
 IA=Intermediate Algebra
 CA=College Algebra
 C=Calculus
 OM=Other Math

Mohave County Community College District Summary



Mohave County Community College District Summary



DISTRICT SUMMARY

NAVAJO COUNTY COMMUNITY COLLEGE DISTRICT NORTHLAND PIONEER COLLEGE

Summary Characteristics

Number of 1997 Arizona High School Graduates Enrolled in the Navajo County Community College District 301

First Term Avg. GPA - all 1997 Arizona High School Graduates Enrolled in the Navajo County Community College District 2.7

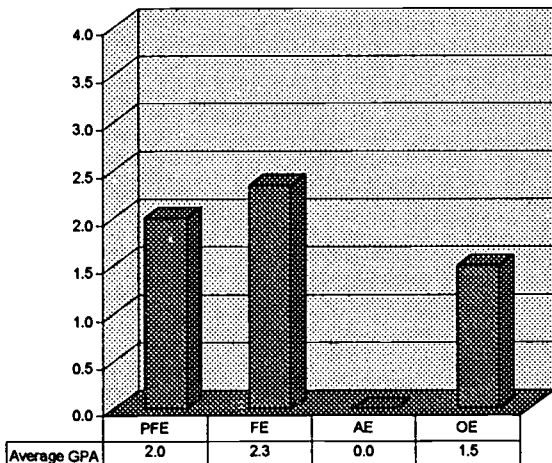
First English Course	PFE	FE	AE	OE
Number of the Above Students Enrolling	3	140	0	2
Average GPA of These Students Enrolling	2.0	2.3	N/A	1.5

First Math Course	PIA	IA	CA	C	OM
Number of the Above Students Enrolling	41	35	43	8	24
Average GPA of These Students Enrolling	1.6	1.6	1.8	2.5	1.7

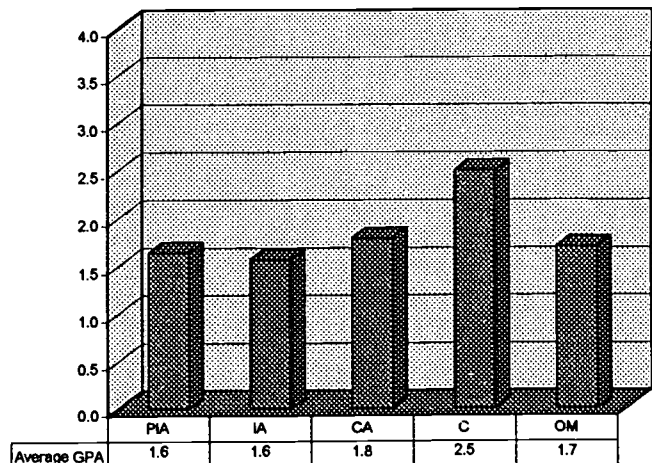
PFE=Pre-Freshman English
FE=Freshman English
AE=Advanced English
OE=Other English

PIA=Pre-Intermediate Algebra
IA=Intermediate Algebra
CA=College Algebra
C=Calculus
OM=Other Math

Navajo County Community College District Summary



Navajo County Community College District Summary



DISTRICT SUMMARY

PIMA COUNTY COMMUNITY COLLEGE DISTRICT

Summary Characteristics

Number of 1997 Arizona High School Graduates Enrolled in the Pima County Community College District 2,211

First Term Avg. GPA - all 1997 Arizona High School Graduates Enrolled in the Pima County Community College District 2.7

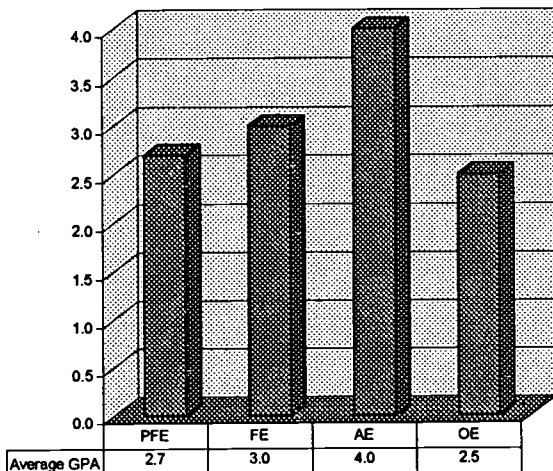
First English Course	PFE	FE	AE	OE
Number of the Above Students Enrolling	1,146	574	8	24
Average GPA of These Students Enrolling	2.7	3.0	4.0	2.5

First Math Course	PIA	IA	CA	C	OM
Number of the Above Students Enrolling	722	339	123	37	36
Average GPA of These Students Enrolling	2.0	2.0	2.4	2.5	2.0

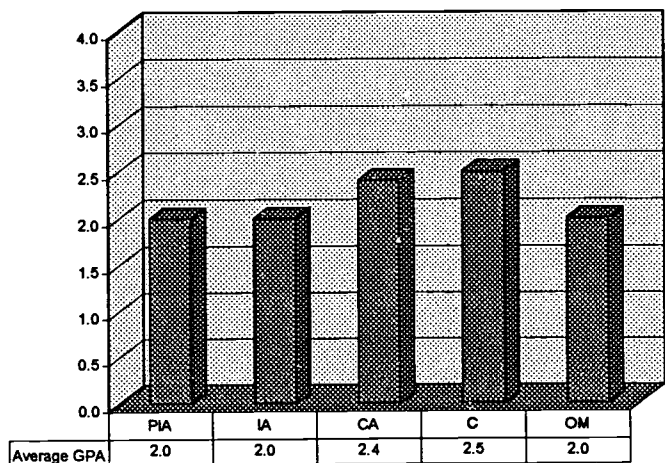
PFE=Pre-Freshman English
 FE=Freshman English
 AE=Advanced English
 OE=Other English

PIA=Pre-Intermediate Algebra
 IA=Intermediate Algebra
 CA=College Algebra
 C=Calculus
 OM=Other Math

Pima County Community College District Summary



Pima County Community College District Summary



DISTRICT SUMMARY

PINAL COUNTY COMMUNITY COLLEGE DISTRICT CENTRAL ARIZONA COLLEGE

Summary Characteristics

Number of 1997 Arizona High School Graduates Enrolled in the Pinal County Community College District 505

First Term Avg. GPA - all 1997 Arizona High School Graduates Enrolled in the Pinal County Community College District 2.9

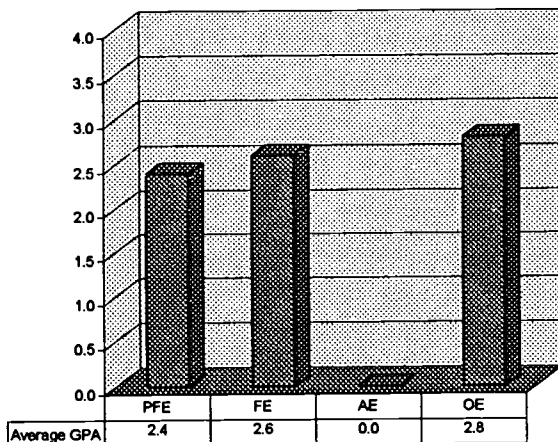
First English Course	PFE	FE	AE	OE
Number of the Above Students Enrolling	88	182	0	5
Average GPA of These Students Enrolling	2.4	2.6	N/A	2.8

First Math Course	PIA	IA	CA	C	OM
Number of the Above Students Enrolling	147	70	39	4	14
Average GPA of These Students Enrolling	2.3	3.3	2.8	3.5	2.9

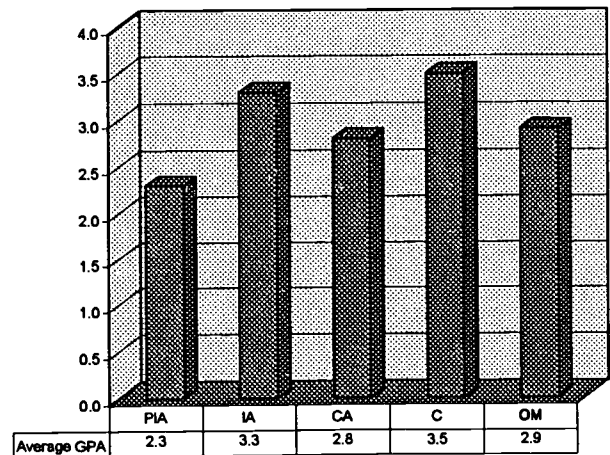
PFE=Pre-Freshman English
FE=Freshman English
AE=Advanced English
OE=Other English

PIA=Pre-Intermediate Algebra
IA=Intermediate Algebra
CA=College Algebra
C=Calculus
OM=Other Math

Pinal County Community College District Summary



Pinal County Community College District Summary



DISTRICT SUMMARY

YAVAPAI COUNTY COMMUNITY COLLEGE DISTRICT

Summary Characteristics

Number of 1997 Arizona High School Graduates Enrolled in the Yavapai County Community College District 460

First Term Avg. GPA - all 1997 Arizona High School Graduates Enrolled in the Yavapai County Community College District 3.0

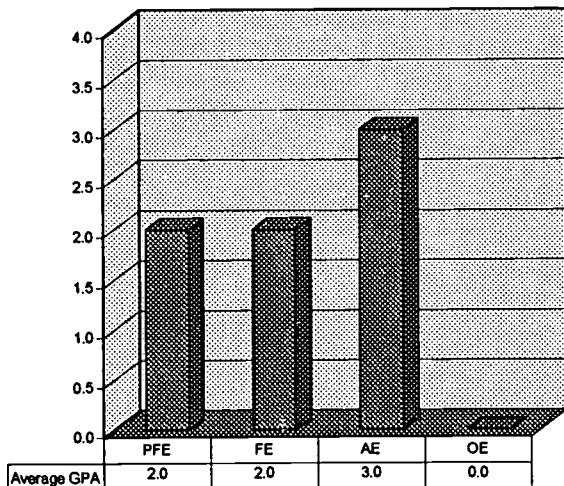
First English Course	PFE	FE	AE	OE
Number of the Above Students Enrolling	158	350	5	0
Average GPA of These Students Enrolling	2.0	2.0	3.0	N/A

First Math Course	PIA	IA	CA	C	OM
Number of the Above Students Enrolling	129	102	89	5	0
Average GPA of These Students Enrolling	2.0	2.0	2.0	2.0	N/A

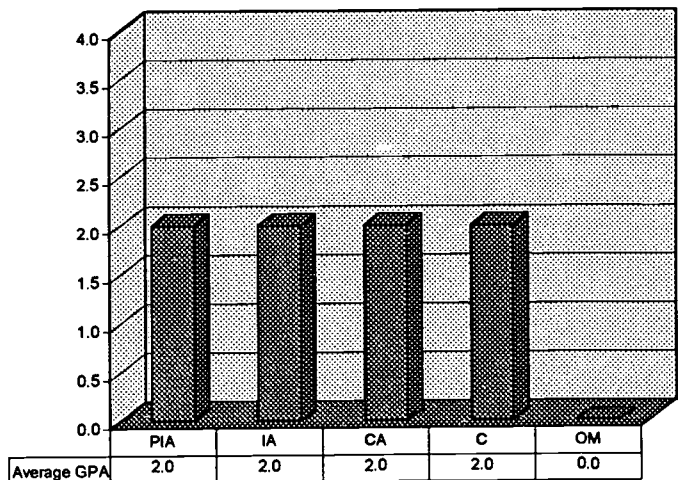
PFE=Pre-Freshman English
 FE=Freshman English
 AE=Advanced English
 OE=Other English

PIA=Pre-Intermediate Algebra
 IA=Intermediate Algebra
 CA=College Algebra
 C=Calculus
 OM=Other Math

Yavapai County Community College District Summary



Yavapai County Community College District Summary



DISTRICT SUMMARY

YUMA & LA PAZ COUNTIES COMMUNITY COLLEGE DISTRICT ARIZONA WESTERN COLLEGE

Summary Characteristics

Number of 1997 Arizona High School Graduates Enrolled in the Yuma/LaPaz Counties Community College District 516

First Term Avg. GPA - all 1997 Arizona High School Graduates Enrolled in the Yuma/LaPaz Counties Community College District 2.4

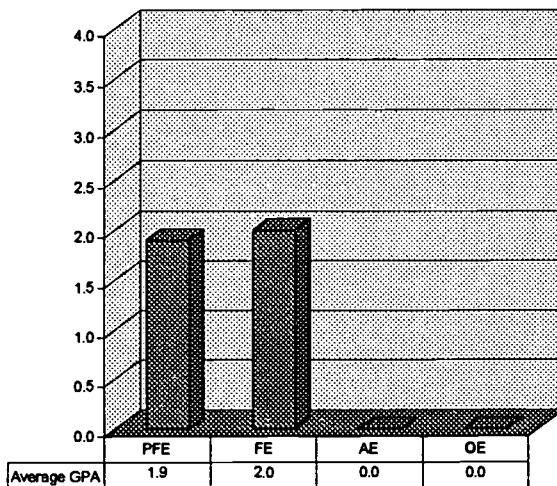
First English Course	PFE	FE	AE	OE
Number of the Above Students Enrolling	210	191	0	0
Average GPA of These Students Enrolling	1.9	2.0	N/A	N/A

First Math Course	PIA	IA	CA	C	OM
Number of the Above Students Enrolling	211	124	37	11	0
Average GPA of These Students Enrolling	1.9	2.1	2.8	2.4	N/A

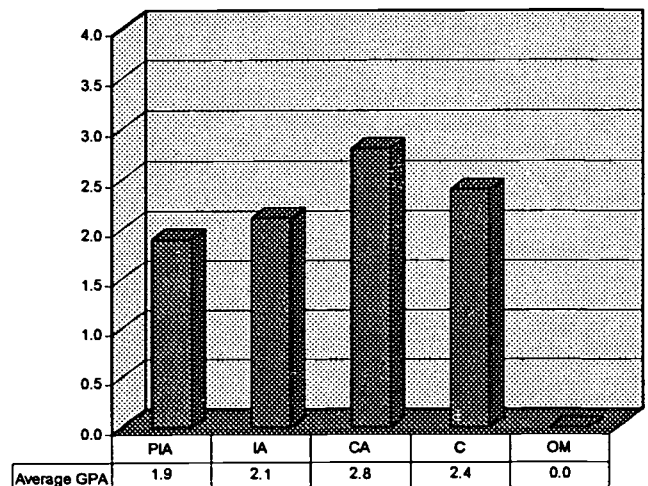
PFE=Pre-Freshman English
FE=Freshman English
AE=Advanced English
OE=Other English

PIA=Pre-Intermediate Algebra
IA=Intermediate Algebra
CA=College Algebra
C=Calculus
OM=Other Math

Yuma & LaPaz Counties Community College District Summary



Yuma & LaPaz Counties Community College District Summary





U.S. Department of Education
Office of Educational Research and Improvement (OERI)
National Library of Education (NLE)
Educational Resources Information Center (ERIC)



JC 990 004

REPRODUCTION RELEASE

(Specific Document)

I. DOCUMENT IDENTIFICATION:

Title: Statewide and District Summaries: Report on Academic Performance of High School Graduates (A.R.S. 15-1822), FY 1997-1998	
Author(s): State Board of Directors for Community Colleges of Arizona	
Corporate Source: State Board of Directors for Community Colleges of Arizona	Publication Date: 1998

II. REPRODUCTION RELEASE:

In order to disseminate as widely as possible timely and significant materials of interest to the educational community, documents announced in the monthly abstract journal of the ERIC system, *Resources in Education* (RIE), are usually made available to users in microfiche, reproduced paper copy, and electronic media, and sold through the ERIC Document Reproduction Service (EDRS). Credit is given to the source of each document, and, if reproduction release is granted, one of the following notices is affixed to the document.

If permission is granted to reproduce and disseminate the identified document, please CHECK ONE of the following three options and sign at the bottom of the page.

The sample sticker shown below will be affixed to all Level 1 documents

PERMISSION TO REPRODUCE AND DISSEMINATE THIS MATERIAL HAS BEEN GRANTED BY

Sample _____

TO THE EDUCATIONAL RESOURCES INFORMATION CENTER (ERIC)

1

Level 1

↑

Check here for Level 1 release, permitting reproduction and dissemination in microfiche or other ERIC archival media (e.g., electronic) and paper copy.

The sample sticker shown below will be affixed to all Level 2A documents

PERMISSION TO REPRODUCE AND DISSEMINATE THIS MATERIAL IN MICROFICHE, AND IN ELECTRONIC MEDIA FOR ERIC COLLECTION SUBSCRIBERS ONLY, HAS BEEN GRANTED BY

Sample _____

TO THE EDUCATIONAL RESOURCES INFORMATION CENTER (ERIC)

2A

Level 2A

↑

Check here for Level 2A release, permitting reproduction and dissemination in microfiche and in electronic media for ERIC archival collection subscribers only

The sample sticker shown below will be affixed to all Level 2B documents

PERMISSION TO REPRODUCE AND DISSEMINATE THIS MATERIAL IN MICROFICHE ONLY HAS BEEN GRANTED BY

Sample _____

TO THE EDUCATIONAL RESOURCES INFORMATION CENTER (ERIC)

2B

Level 2B

↑

Check here for Level 2B release, permitting reproduction and dissemination in microfiche only

Documents will be processed as indicated provided reproduction quality permits.
If permission to reproduce is granted, but no box is checked, documents will be processed at Level 1.

I hereby grant to the Educational Resources Information Center (ERIC) nonexclusive permission to reproduce and disseminate this document as indicated above. Reproduction from the ERIC microfiche or electronic media by persons other than ERIC employees and its system contractors requires permission from the copyright holder. Exception is made for non-profit reproduction by libraries and other service agencies to satisfy information needs of educators in response to discrete inquiries.

Sign here, →

Signature: <i>Pete Gonzalez</i>	Printed Name/Position/Title: Pete Gonzalez, Assoc. Exec. Dir.	
Organization/Address: State Board of Directors for Community Colleges of Arizona 3225 N. Central Ave., #1220, Phoenix, AZ 85012	Telephone: 602-255-4037	FAX: 602-279-3464
	E-Mail Address: gonzalez@stbd.cc.az.us	Date: 12-2-98



(over)

III. DOCUMENT AVAILABILITY INFORMATION (FROM NON-ERIC SOURCE):

If permission to reproduce is not granted to ERIC, or, if you wish ERIC to cite the availability of the document from another source, please provide the following information regarding the availability of the document. (ERIC will not announce a document unless it is publicly available, and a dependable source can be specified. Contributors should also be aware that ERIC selection criteria are significantly more stringent for documents that cannot be made available through EDRS.)

Publisher/Distributor:
Address:
Price:

IV. REFERRAL OF ERIC TO COPYRIGHT/REPRODUCTION RIGHTS HOLDER:

If the right to grant this reproduction release is held by someone other than the addressee, please provide the appropriate name and address:

Name:
Address:

V. WHERE TO SEND THIS FORM:

Send this form to the following ERIC Clearinghouse:

However, if solicited by the ERIC Facility, or if making an unsolicited contribution to ERIC, return this form (and the document being contributed) to:

ERIC Processing and Reference Facility
1100 West Street, 2nd Floor
Laurel, Maryland 20707-3598

Telephone: 301-497-4080
Toll Free: 800-799-3742
FAX: 301-953-0263
e-mail: ericfac@inet.ed.gov
WWW: <http://ericfac.piccard.csc.com>