

DOCUMENT RESUME

ED 424 699

EA 029 502

TITLE Student Victimization at School. Indicator of the Month.
INSTITUTION National Center for Education Statistics (ED), Washington, DC.
REPORT NO NCES-1999-002
PUB DATE 1998-10-00
NOTE 4p.; Extracted from the "Condition of Education, 1998."
PUB TYPE Numerical/Quantitative Data (110)
EDRS PRICE MF01/PC01 Plus Postage.
DESCRIPTORS Black Students; *Crime; Educational Environment; *Ethnic Distribution; Government Publications; High Schools; *Incidence; *School Safety; Stealing; *Victims of Crime; Violence; Weapons; White Students
IDENTIFIERS Institute for Social Research MI; *Monitoring the Future; *School Crime; Threat

ABSTRACT

Violence in schools directly affects educators and students by reducing school effectiveness, inhibiting student learning, and exposing students who may already be at risk for school failure to physical and emotional harm. The University of Michigan Institute for Social Research "Monitoring the Future Study" supports the conclusion that victimization rates at school for high school seniors changed little between 1976 and 1996, except for small increases in the number of students who reported being threatened. Data collected in 1996 on type and racial/ethnic distribution of victimization at school during the previous 12 months demonstrate that black and white high school seniors were about equally likely to report being victimized; black students were more likely than white students to report being injured with a weapon; high school seniors from metropolitan and nonmetropolitan areas were about equally likely to report being victimized; and high school seniors were more likely to report being threatened or injured without a weapon than with a weapon. Data are presented in one table and two graphs. (MKW)

* Reproductions supplied by EDRS are the best that can be made *
* from the original document. *

Student victimization at school

ED 424 699

November 1998

U.S. DEPARTMENT OF EDUCATION
Office of Educational Research and Improvement
EDUCATIONAL RESOURCES INFORMATION
CENTER (ERIC)

- This document has been reproduced as received from the person or organization originating it.
- Minor changes have been made to improve reproduction quality.

• Points of view or opinions stated in this document do not necessarily represent official OERI position or policy.

BEST COPY AVAILABLE

Student victimization at school

November 1998

Violence in schools directly affects educators and students by reducing school effectiveness and inhibiting student learning. Additionally, unsafe school environments expose students who may already be at risk for school failure to physical and emotional harm. In recent years, educators and policymakers have voiced growing concern about possible increases in the incidence of school-related criminal behavior. Studying trends in victimization rates provides a picture of the safety of today's schools.

- Victimization rates at school for high school seniors changed little between 1976 and 1996, with the exception of small increases in the percentage of students who reported being threatened both with and without a weapon in the previous 12 months. The most common type of victimization at school reported by high school seniors in 1996 was having something stolen (38 percent).
- In 1996, black and white high school seniors were about equally likely to report being victimized at school in the previous 12 months, except blacks were more likely to have been injured with a weapon than whites. Ten percent of black high school seniors reported being injured with a weapon in the previous 12 months in 1996, compared to 4 percent of white seniors.
- In 1996, high school seniors from metropolitan and nonmetropolitan areas were about equally likely to report being victimized at school in the previous 12 months.
- High school seniors were more likely to report being threatened without a weapon at school than with a weapon during the previous 12 months (22 versus 13 percent) in 1996. Similarly, high school seniors were more likely to report being injured at school without a weapon than with a weapon in 1996 (12 versus 5 percent).

Percentage of high school seniors who reported being victimized at school during the previous 12 months, by type of victimization: 1976-96

Year	Had something stolen	Property deliberately damaged	Injured with a weapon	Threatened with a weapon	Injured without a weapon	Threatened without a weapon
1976	38.1	25.8	5.7	12.5	13.6	21.3
1977	39.7	24.9	4.8	12.2	11.1	20.7
1978	37.8	25.3	4.6	11.6	12.2	20.0
1979	33.6	24.2	4.8	11.9	12.2	20.2
1980	34.1	25.1	4.5	10.9	11.1	19.3
1981	39.8	30.6	6.6	14.8	14.6	23.7
1982	38.2	25.7	4.6	11.9	12.1	21.1
1983	39.0	25.5	4.9	13.0	14.0	24.3
1984	38.0	24.2	4.0	11.9	12.5	22.9
1985	39.1	26.9	5.9	13.5	14.2	24.6
1986	40.2	25.9	5.4	13.2	13.8	24.8
1987	42.0	26.6	4.9	12.4	15.5	24.8
1988	42.2	27.5	4.7	12.5	13.5	23.7
1989	40.1	26.6	5.6	13.6	14.0	24.0
1990	41.6	29.4	5.8	13.2	13.6	25.1
1991	41.7	28.3	6.5	16.3	15.3	25.8
1992	37.1	26.4	5.1	14.0	12.8	24.6
1993	41.4	25.8	4.7	15.6	11.4	23.1
1994	39.7	27.2	4.7	15.0	11.7	23.7
1995	40.3	27.3	4.9	13.3	11.6	23.5
1996	38.3	25.9	4.9	13.2	11.8	21.6

* Revised from previously published figure.

NOTE: Response rates for this survey do not meet NCES standards.

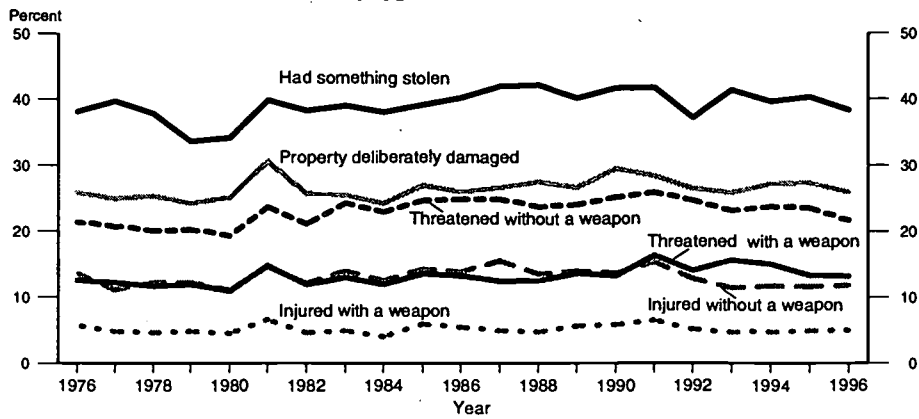
SOURCE: University of Michigan, Survey Research Center, Institute for Social Research, *Monitoring the Future Study*.

EAD 02/98

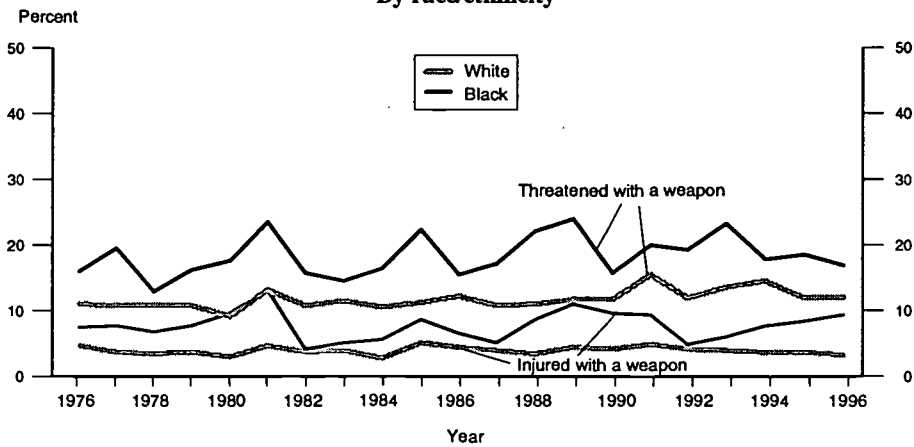


Percentage of high school seniors who reported being victimized at school during the previous 12 months: 1976-96

By type of victimization



By race/ethnicity



NOTE: The 1976 figure for having had something stolen is revised from the previously published figure.


SOURCE: University of Michigan, Survey Research Center, Institute for Social Research, *Monitoring the Future Study*.

This indicator is one of 60 from *The Condition of Education 1998*. It is in the public domain and may be reproduced without permission.

Suggested citation: U.S. Department of Education, National Center for Education Statistics, *The Condition of Education 1998*, NCES 98-013. Washington, DC: U.S. Government Printing Office. To obtain a copy of the full volume of *The Condition of Education*, contact ED Pubs on (877) 433-7827 (E-mail: edpubs@inet.ed.gov). The full indicator and all supplemental tables pertaining to this indicator may be viewed at <http://nces.ed.gov/pubs98/condition98/c9847a01.html>.

United States
Department of Education
Washington, DC 20208-5650

Official Business
Penalty for Private Use, \$300



Postage and Fees Paid
U.S. Department of
Education
Permit No. G-17

FIRST CLASS

BEST COPY AVAILABLE



U.S. Department of Education
Office of Educational Research and Improvement (OERI)
National Library of Education (NLE)
Educational Resources Information Center (ERIC)

EA 029502



NOTICE

REPRODUCTION BASIS



This document is covered by a signed "Reproduction Release (Blanket) form (on file within the ERIC system), encompassing all or classes of documents from its source organization and, therefore, does not require a "Specific Document" Release form.



This document is Federally-funded, or carries its own permission to reproduce, or is otherwise in the public domain and, therefore, may be reproduced by ERIC without a signed Reproduction Release form (either "Specific Document" or "Blanket").