

DOCUMENT RESUME

ED 423 005

JC 980 400

AUTHOR Abood, Nancy V.; LeBlanc, William; Racca, Susanne M.  
 TITLE Community College of Rhode Island: Annual Report, 1997.  
 INSTITUTION Community Coll. of Rhode Island, Warwick.  
 PUB DATE 1998-01-00  
 NOTE 44p.; For the 1996 annual report, see ED 409 967.  
 PUB TYPE Numerical/Quantitative Data (110) -- Reports - Descriptive (141)  
 EDRS PRICE MF01/PC02 Plus Postage.  
 DESCRIPTORS Annual Reports; College Faculty; College Graduates; College Transfer Students; \*Community Colleges; \*Educational Finance; \*Enrollment; \*School Statistics; \*Student Characteristics; Tables (Data); Tuition; Two Year College Students; Two Year Colleges  
 IDENTIFIERS \*Community College of Rhode Island



ABSTRACT

This 1997 annual report describes major initiatives and outcomes for students, programs, faculty and staff, and finances at Community College of Rhode Island (CCRI). Highlighted are some of the steps the college has taken to address its priorities in meeting modern challenges. A message from the president reviews four top priorities for 1997, which include expanded use of available technology, responding to business community needs and strengthening the economy of the state, creating a more student-centered organization, and recruiting more high school graduates to pursue a baccalaureate degree at CCRI. Additional initiatives are described relating to worker skill-level upgrades, workforce development grant activities, facility use for conferences, seminars, athletic and cultural events, transfer agreements, campus expansion, service learning programs, and athletics. Facts and figures provide information on the following: programs of study, student profiles, enrollment, graduate placement and statistics, faculty/staff profile, tuition and fees, revenues and expenses, financial aid and CCRI foundation report, including a list of available scholarship funds. (AS)

\*\*\*\*\*  
 \* Reproductions supplied by EDRS are the best that can be made \*  
 \* from the original document. \*  
 \*\*\*\*\*

ED 423 005

# C C R I



## Annual Report 1997

U.S. DEPARTMENT OF EDUCATION  
Office of Educational Research and Improvement  
EDUCATIONAL RESOURCES INFORMATION  
CENTER (ERIC)

This document has been reproduced as received from the person or organization originating it.

Minor changes have been made to improve reproduction quality.

• Points of view or opinions stated in this document do not necessarily represent official OERI position or policy.

PERMISSION TO REPRODUCE AND  
DISSEMINATE THIS MATERIAL HAS  
BEEN GRANTED BY

W. LeBlanc

TO THE EDUCATIONAL RESOURCES  
INFORMATION CENTER (ERIC)

1

# COMMUNITY COLLEGE OF RHODE ISLAND

BEST COPY AVAILABLE

6980400

ERIC  
Full Text Provided by ERIC



## Rhode Island Board of Governors for Higher Education

George Graboys

*Chair*

Alfred S. Budnick  
Thomas Coderre  
Laura M. DiSano  
Gordon Fox  
Patricia A. Hayward  
Jack Keigwin  
Frederick Lippitt  
Aaron J. Phaneuf  
Michael F. Ryan  
Deborah A. Smith  
John E. Sullivan, Jr.  
William J. Turner  
Alfred J. Verrecchia

Stephen T. Hulbert

*Commissioner*



## Community College of Rhode Island Chief Administrative Officers

Edward J. Liston

*President*

Robert A. Silvestre

*Vice President  
for Academic Affairs*

Robert G. Henderson

*Vice President  
for Business Affairs and Treasurer*

Raymond A. Ferland

*Vice President  
for Student Affairs*


This report was prepared by Nancy V. Abood, Assistant to the President; William LeBlanc, Director of Institutional Research and Planning; and Susanne M. Racca, Information and Public Relations Specialist.

Design and Photographs by David Fischbach  
January 1998

*Community College of Rhode Island does not discriminate in admissions, services or employment on the basis of sex, race, color, religion, national origin, ancestry, sexual orientation, age or handicap.*

## **Community College of Rhode Island**

**Knight Campus**  
400 East Avenue  
Warwick, RI 02886-1807  
825-1000



**Flanagan Campus**  
1762 Louisquisset Pike  
Lincoln, RI 02865-4585  
333-7000



**Providence Campus**  
One Hilton Street  
Providence, RI 02905-2304  
455-6000



### **Satellite Campuses**

**East Providence High School**  
2000 Pawtucket Avenue  
East Providence, RI 02914  
434-0810

**Middletown High School**  
Valley Road  
Middletown, RI 02840  
847-5943

**Newport Hospital**  
Friendship Street  
Newport, RI 02840  
847-9800

**Babcock School**  
Highland Avenue  
Westerly, RI 02891  
596-0104

**Newport Naval Base**  
Educational Training Center, Perry Hall  
Newport, RI 02840  
455 5113



## President's Message

The Community College of Rhode Island is often referred to as “New England’s largest community college.” That statement, however, doesn’t tell the whole story about how large CCRI really is, or the influence the College has on the lives of Rhode Islanders.

The Fall, 1997 issue of *Connection*, published quarterly by the New England Board of Higher Education, lists CCRI as the sixth largest of all the colleges in New England, behind Boston University, Northeastern, Harvard, University of Massachusetts-Amherst, and the University of Connecticut, with an enrollment of 15, 236 and second in part time enrollment, trailing only Northeastern, with an enrollment of 10,370 (Fall '96 enrollment statistics).

The Community College of Rhode Island touches the lives of thousands of Rhode Islanders each year. There are countless “success stories” of individuals who have overcome tremendous odds and built meaningful, productive lives after graduating from the Community College. They are working in our hospitals, our businesses and our schools. They are active in our communities, running for political office and serving on boards and commissions.

CCRI success stories are featured throughout this report as well as in college advertising promotions and other publications. We believe that our alumni who have gone on to interesting and satisfying careers and our younger graduates who are successfully pursuing baccalaureate degrees at four-year colleges and universities can tell our story better than we can. Their success is a tribute to our success.



During the past year the CCRI administrative team has continued to channel its efforts into four priority areas which address such critical issues as the changing workplace and the demands of a diverse student population. These four priorities are:

- To expand the usage of available technology in order to improve services to students and prospective students and to manage the organization in the most productive manner;
- To assume an expanded and appropriate role in responding to the needs of the business community and strengthening the economy of the state;
- To move toward becoming a more student-centered organization;
- To position the college as an increasingly attractive first stop option for high school graduates pursuing a baccalaureate degree.


Like community colleges across the nation, we know we face unique challenges as we move toward the year 2000. We need to look at our program offerings and make the adjustments needed to meet the demands of today's marketplace. We need to make sure our technology is current and that our graduates move successfully into the workforce or on to four-year colleges and universities.

This report, in addition to providing statistics on enrollment, student characteristics, degrees and certificates awarded, transfer and placement, faculty/staff data, and financial information, will highlight some of the steps the College has taken to address our priorities and meet these challenges.



Edward J. Liston

*CCRI will strive to expand the use of available technology in order to improve services to students and prospective students and to manage the organization in the most productive manner.*




What will CCRI look like, technologically speaking, in the year 2000?


Picture a statewide computer network that will give faculty, staff and students access to the Internet, e-mail and mainframe computers – at home as well as on campus. Picture campuses wired to take full advantage of emerging technologies, including classrooms equipped for Internet access, cable and satellite television capabilities, electronic blackboards, LCD projection units and video conferencing, and multi-media labs where faculty can integrate video, audio and animation into course work and store it on CD-ROM for later use in the classroom.

All this could be reality within the next few years as CCRI spends its share of the \$40.6 million telecommunications bond issue passed by voters in 1996. The first phase of the project —upgrading cabling in the buildings, replacing outdated computers with Pentium-based PCs, and purchasing state-of-the-art instructional equipment for the classroom is underway. Video conferencing will be available in the theaters and main conference rooms on each campus.


In a major collaborative effort which will result in substantial cost savings, CCRI, Rhode Island College, and the RI Office of Higher Education are working with the University of Rhode Island to network e-mail and Internet access through the University of Rhode Island. Test accounts are currently in use and the system is expected to be fully operational by next fall.

The CCRI Home Page ([www.ccri.cc.ri.us](http://www.ccri.cc.ri.us)) continues to evolve. General college information, course listings and telephone registration information are available on the web, and a number of faculty are incorporating the use of e-mail, home pages and Internet research into course work. On-line registration is in the planning stages.





Because technology is playing an increasingly important role in the classroom, CCRI has hired a Dean of Instructional Technology to promote the use of technology in all aspects of the academic program, including lecture and laboratory instruction, distance learning and television course offerings. During the coming year students can expect that cutting-edge technology will become increasingly accessible as computer labs and administrative records systems are upgraded and more and more faculty take advantage of the available instructional technology.



*"After I graduated from CCRI, I was able to transfer to Bryant College and eventually earn an MBA... CCRI was the right choice for me."*

Glenda M. Jackson  
Premium Auditor  
Beacon Mutual Insurance  
Company



*CCRI will strive to assume an expanded and appropriate role in responding to the needs of the business community and strengthening the economy of the state.*

The Community College of Rhode Island plays an important role in upgrading the skill levels of Rhode Island workers. Changing technology is forcing companies to assess employees' competencies and provide the training needed to remain competitive. And individuals whether unemployed, underemployed or looking to advance up the career ladder are assuming responsibility for continually upgrading their skill levels, particularly in the continually evolving field of computers and information technology.

Customized contract training, grant-funded vocational training and business/education partnerships are some of the ways in which the Community College works to strengthen the economy of the state. CCRI works closely with individual companies as well as secondary schools, community organizations, and government agencies responsible for labor, training, economic development and welfare-to-work activities. During 1997, CCRI received over \$4 million from federal, state and private sources to provide various types of workforce development programs and activities.

## Customized Training for the Business Community



*"CCRI pointed me in the right career direction. It's a great place to start."*

Stephen T. Gentile  
Certified Public Accountant

The CCRI Center for Business and Industrial Training, established in 1990, offers programs specifically designed to meet the needs of individual companies. Classes are held at the worksite or in CCRI facilities across the state. Prior to developing customized programs, Center personnel conduct needs and literacy assessments to determine appropriate training levels.


Computer training at all levels, particularly Windows 95 and Microsoft Office 97 software packages, remain popular with companies across the state. In recent months CCRI has provided training for employees at CVS, Lifespan, Uvex Safety Inc., and the Rhode Island Public Transit Authority. Companies seeking employee training in blueprint reading, shop math, team building and English as a Second Language for the Workplace have also turned to the Community College.

For companies with limited financial resources and a small number of employees, the College offers consortium training in which several companies with similar training needs can join together to train their employees. CCRI also collaborates with local regional employment and training boards to provide training for companies.



## Plastics Industry Partnership

Several years ago representatives of local plastics manufacturing companies approached CCRI for help in solving a common problem – a shortage of skilled employees to produce their product. The result of this initiative has been the development of a model collaborative effort among the public and private sector groups which comprise the Rhode Island Plastics Partnership Council, a non-profit consortium of plastics manufacturers, state labor and education officials, and CCRI. The program is unique in many ways, not the least of which is the fact that competing companies have come together for the benefit of an entire industry. At no cost to CCRI, plastics manufacturers equipped a plastics laboratory on the Knight Campus, and students are enrolled in the associate degree program, which was approved by the RI Board of Governors for Higher Education during the past year.



## New Curriculum Initiatives

CCRI has teamed up with the Home-based Business Association of Rhode Island to offer a series of short courses designed for individuals who operate businesses out of their homes. A focus group conducted with home-based businesspersons resulted in the development of three courses in the marketing area which are being offered this spring. The marketing courses were highlighted along with short courses in the use of computerized accounting packages and other computer software courses in a direct mail promotion to nearly 1,000 home-based businesses.

Six new certificate programs were developed to prepare students for entry-level positions in the business and office administration areas or for starting their own ventures. The new programs are in the areas of Entrepreneurship, Marketing, Accounting, Retailing, Basic Office Skills and Legal Office Assistant.

The Accreditation Council for Occupational Therapy Education has granted Developing Program Status to a new evening/weekend occupational therapy assistant program to be offered in Newport. CCRI is now enrolling students into the program for Fall, 1998.



## Workforce Development Grant Activities

CCRI receives grant funds to provide training for special populations such as dislocated workers, economically disadvantaged populations, JTPA (Job Training Partnership Act) recipients and welfare recipients. Grant activity highlights for 1997 are listed below:

### **Bus Driver Safety Program**

(RI Department of Motor Vehicles - \$38,439)

CCRI provides the training and retraining of all school bus drivers in Rhode Island. A maximum of 300 new drivers are trained annually and another 1,500 drivers participate in refresher courses.

### **Electronic Classroom**

(Champlin Foundations - \$127,213)

CCRI has received funding to equip an electronic classroom in the Flanagan Campus Learning Resources Center to provide students with instruction in database searching skills. The classroom will provide expanded access to numerous online databases and the Internet.

## **Pre-Employment and Training Programs for Economically Disadvantaged Youth and Adults**

(Greater RI Private Industry Council, Northern RI Private Industry Council, RI Department of Labor and Training, Providence-Cranston Private Industry Council - over \$700,000)

CCRI operates two summer programs for disadvantaged teenagers – one providing collegiate level course work with occupational experience, and the other providing assessment, academic remediation and enrichment. Adults are enrolled in additional programs throughout the year which prepare them for training and employment by providing academic assessment and testing, assessment of vocational interests and aptitudes, preparation for high school equivalency tests and pre-vocational academics. Participants also learn interviewing skills and resume writing. A special program known as World of Work targets the hardest-to-serve population, those with little formal education and poor work histories.

## **Vocational Training for Adults**

(RI Department of Education - \$219,373)

CCRI manages skills training programs at the College, at Davies Career and Technical Center, and at the Woonsocket Career and Technical Center. The programs provide participants with the skills needed to gain employment in such areas as office technologies, lead paint removal, asbestos abatement, electronics, and certified nursing assistant.

## **Support Services for Special Populations**

(RI Department of Education - \$380,753)

CCRI runs three separate grant programs to provide support services for select population groups: New Careers for Women provides support services such as academic, career and personal counseling to enhance retention rates for women who are enrolled in “non-traditional” technical careers; SPHERE provides counseling and support services to single parents and homemakers who need education and training to become self-supporting; and Transitions provides opportunities such as job-site visits, mentoring, internships and volunteer experiences to 50 CCRI students with disabilities to enhance their employability skills.



*"The world I thought belonged to someone else, but would never be mine, now belongs to me...a world that is challenging and fascinating and exciting to be in. All you have to do is call CCRI and get started."*

Mai Donohue  
University of Rhode Island

**REACH/Pathways for Welfare Recipients**  
(RI Department of Human Services - \$187,000)

CCRI provides testing and assessment services to Rhode Island welfare recipients along with case management services, job search workshops, academic remediation, staff training and tracking services.

**Workplace Literacy**  
(RI Human Resource Investment Council - \$273,510)

CCRI has received funding to run a three-year program to upgrade the educational and work readiness skills of 150 adults who reside in the South Providence area in preparation for entry into occupational skills training programs. CCRI also received a grant to operate a Workplace-Connected Adult Literacy Program to serve 300 adults by raising the education level of all participants to the tenth grade level, preparing high school dropouts to pass the General Educational Development test, assisting immigrants with communication skills, and providing literacy and computer skills training.

**Workplace Literacy for Limited-English Proficient Welfare Recipients**  
(RI Department of Human Services - \$200,000)

Participants learn language and basic academic skills to prepare them for employment, training and/or entry into formal educational programs.

Other major grant-funded initiatives which have existed at the Community College of Rhode Island for a number of years include the Rhode Island Educational Opportunity Center (US Department of Education - \$530,159), the Rhode Island Talent Search Program (US Department of Education - \$329,310), Tech Prep/Associate Degree Program (RI Department of Education - \$100,000), and ACCESS/ Student Support Services Program (US Department of Education - \$236,809).



*"I wouldn't be where I am today without CCRI ...I learned marketable skills and the instructors were great."*

Sharon A. Ginaitt  
Radiologic Technician  
Roger Williams Medical Center



## Facility Use

The Community College of Rhode Island encourages community organizations to use campus facilities for conferences, seminars, athletic and cultural events, and public hearings. Last year more than 150,000 people visited the campuses. Some organizations which held activities at CCRI during the last year include:


|   |   |
|---|---|
| Advocates in Action   | A T & T   |
| Rhode Island Science Fair                                   | Bureau of Alcohol, Tobacco & Firearms                 |
| RI Commission for the Deaf                                  | American Cancer Society                               |
| RI Dental Hygienists Association                            | City of Warwick                                       |
| RI Department of Corrections                                | RI Alcoholics Anonymous                               |
| Johnston Police Department                                  | Association of Collegiate Business Schools & Programs |
| Lincoln Police Department                                   | RI Academic Decathlon                                 |
| Warwick Police Department                                   | RI Department of Children, Youth and Families         |
| Amnesty International                                       | RI Department of Environmental Management             |
| Attorney General's Office                                   | National Education Association                        |
| Central Rhode Island Chamber of Commerce                    | Northern RI Private Industry Council                  |
| Warwick Fire Department                                     | RI State Fire Marshall                                |
| WLKW Senior Citizens Fair                                   | Operation Clean Government                            |
| AARP  | Autism Society of RI                                  |
| RI Board of Accountancy                                     | Rhode Island Coastal Resource Management Council      |
| RI Skills Commission  | The League of Women Voters                            |
| RI Department of Labor and Training                         | RI Ethics Commission                                  |
| RI School-to-Work Program                                   | RI Math Competition                                   |
| Rhode Island Admissions Officers Association (College Fair) | RI Federation of Nurses & Health Professionals        |
| RI Interscholastic League                                   | RI Department of Health                               |
| George Wiley Center   | RI Committee to Prevent Child Abuse                   |
| Olneyville Boys & Girls Clubs                               | Campaign to Eliminate Childhood Poverty               |
| Junior Achievement of R.I.                                  | RI Children's Crusade                                 |
| RI State Police   | Southeastern New England Antique Show                 |
| RI Municipal Police Academy                                 | RI State Games Sports Festival                        |
| RI Pilots Association                                       | Federal Aviation Association                          |
| City of Pawtucket   | Foster Parents Association                            |
| Volunteers in Action  | New England Gerontology Academy                       |
| RI Air National Guard                                       | People in Partnerships                                |
| DECA  | RI Track Coaches Association                          |
| VICA  | US Navy   |
| RI Youth Philharmonic                                       | RI Community Food Bank                                |
| Internal Revenue Service                                    |   |
| Leadership Rhode Island                                     |   |
| American Heart Association                                  |   |
| American Chemical Society                                   |   |
| Blackstone Valley Community Action Program                  |   |
| Providence Boys & Girls Club                                |   |
| Warwick Boys & Girls Club                                   |   |
| Bureau of Audits  |   |
| 9-1-1   |   |
| RI Energy Office  |   |
| Army  |   |

*CCRI will strive to position the college as an increasingly attractive first stop option for high school graduates pursuing a baccalaureate education.*

As tuition costs at colleges and universities across the country continue to rise, many families are turning to community colleges to reduce the financial burden of a baccalaureate education. They are learning that students who complete the first half of their four-year degree at an affordable community college can cut dramatically the cost of a bachelor's degree.

To make the transition to a four-year college or university as smooth as possible, CCRI has established agreements with over 50 colleges in New England and beyond which guarantee transfer of credit for graduates. These agreements, which continue to grow in number, are drafted by admissions and academic administrators from each school and guarantee transfer with junior year status to students who meet established criteria. Some colleges offer special scholarships to CCRI graduates.

Last fall CCRI and Rhode Island College took a giant step forward with the establishment of a Joint Admissions Program. Now CCRI freshmen who enroll in transfer programs may apply for simultaneous admission to both colleges. This is expected to be a popular option since most students who transfer to a four-year college after graduation from CCRI go to Rhode Island College. Within the last year CCRI has also established Joint Admissions Programs with Nichols College, New England Institute of Technology and University of Massachusetts-Dartmouth.





The two CCRI programs for high school students – Baccalaureate Bound and Running Start – continue to appeal to a select group of potential transfer students. Baccalaureate Bound, a competitive program which offers special enrichment programs and individual assistance in transferring to a four-year college, is designed for highly motivated high school graduates with solid academic records who choose the option of spending the first two years of college at CCRI.

Running Start, initiated in 1996, allows qualified high school seniors to attend CCRI full time and receive simultaneous high school and college credit for completed courses. During its first year of operation, fourteen students from eight high schools enrolled in the program. This academic year thirty students from eighteen high schools and home study programs are studying full time at the Community College of Rhode Island.



*"I saved money and built a solid academic foundation by beginning my education at CCRI. It's a choice I'll never regret."*

Jenn Chappelle  
Arizona State University





## CRI Transfer Agreements

The Community College of Rhode Island has transfer articulation agreements with many four-year institutions and the number of agreements continues to grow. These agreements guarantee that CCRI students who graduate with an Associate Degree and a specific grade point average will be accepted and will receive both transfer credit and advanced standing upon transfer to the four-year institution. The following four-year institutions have signed transfer articulation agreements with CCRI:

- |  |  |
|--|--|
| Bay Path College                         | Regis College                              |
| Becker College                           | Rhode Island College*                      |
| Bentley College                          | Rivier College                             |
| Bradford College                         | Robert Morris College                      |
| Bridgewater State College                | Roger Williams University                  |
| Bryant College                           | Sacred Heart University                    |
| Cazenovia College                        | Salem State College                        |
| Cleveland State University               | Salve Regina University                    |
| College of St. Joseph in<br>Vermont      | Southeastern Connecticut<br>University     |
| Curry College                            | Stonehill College                          |
| Eastern Connecticut State<br>University  | Suffolk University                         |
| Endicott College                         | University of Bridgeport                   |
| Fitchburg State College                  | University of Hartford                     |
| Forsyth School for Dental<br>Hygienists* | University of Maine at<br>Farmington       |
| Framingham State College                 | University of Massachusetts-<br>Amherst    |
| Green Mountain College                   | University of Massachusetts-<br>Boston     |
| Johnson & Wales University               | University of Massachusetts-<br>Dartmouth* |
| Lasell College                           | University of Massachusetts-<br>Lowell     |
| Mass. Maritime Academy                   | University of New England                  |
| Merrimack College                        | University of New Hampshire**              |
| Montserrat College of Art                | University of New Haven                    |
| New England College                      | University of Rhode Island                 |
| New England Institute of<br>Technology*  | Virginia Union University                  |
| New Hampshire College                    | Wentworth Institute of<br>Technology       |
| New York Institute of<br>Technology      | Wheelock College                           |
| Nichols College                          | Worcester Polytechnic Institute            |
| North Adams State College                | Worcester State College                    |
| Pine Manor College                       |  |
| Plymouth State College                   |  |
| Providence College                       |  |



*"CCRI not only provided me with a solid base of knowledge, it also gave me the confidence I needed to continue with my education after graduation."*

Tom Feather  
Rhode Island College '96

\*joint admission and transfer articulation agreements

\*\*transfer credit agreements

The Community College of Rhode Island has defined “student-centered” as being responsive to student concerns and creating a positive educational environment on a day-to-day basis. During the past year CCRI has moved toward becoming more student-centered in the design of the Knight Campus expansion, in the preliminary plans to expand the Providence Campus, and in the attention given to activities which enhance student growth, such as service learning and athletics.

*CCRI strives to move toward being a more student-centered organization.*



## Campus Expansion

The Robinson Green Beretta Corporation has been named architect for the \$14 million Knight Campus expansion project. The project will add up to 85,000 sq. ft. to the west end of the Knight Campus Megastructure, which currently encompasses 385,000 sq. ft. in the six-story building. A primary goal of the expansion is to move the student support functions to a more accessible and visible area. This move is in keeping with the institutional goal of creating a more student-centered environment on the CCRI campuses.



The expansion also calls for additional lecture classrooms, multi-functional physical science areas, and offices for faculty, staff and administration as well as several large conference and meeting areas, student study areas and a large boardroom. A day care center will enable the College to offer child care services for the first time on the Knight Campus, and all new areas will be fully integrated with state-of-the-art voice, graphics and data technology.

At this stage, construction is anticipated to begin in September, 1998, with a scheduled completion date of September, 2000.

Looking down the road, there is also an acknowledged need for expansion of the Providence Campus. Steps have been taken to begin the approval process for such a project. If approved, the expansion would add approximately 40,000 sq. ft. to the northwest end of the existing two-story, 80,000 sq. ft. facility for additional classrooms, office space and a day care center. In addition, the plan calls for 100 additional parking spaces.



## ervice Learning

Service learning at the Community College of Rhode Island, which continues to grow by leaps and bounds, received a significant financial boost this year in the form of three separate federal grants awarded through the RI Commission for National and Community Service and the Campus Compact National Center for Community Colleges.

Over the past few years, service learning has been moving into the mainstream at CCRI, expanding from a clearinghouse of volunteer opportunities to an integral part of the academic experience in a number of program areas. Last year 3,865 students contributed 35,826 hours to various community organizations throughout Rhode Island through service learning projects, and 52 faculty members incorporated service learning components into their course work. Faculty teaching in allied health, art, business, chemistry, dental hygiene, English, foreign languages, math, nursing, physics and social sciences award credit for service learning activities.

Last fall the program launched several new initiatives, including a \$100,000 Americorps Program to send 21 CCRI students into the community to work at designated signature service sites close to the College campuses. Seven students from each campus are working part time on activities such as tutoring elementary and middle school students, working on school readiness with pre-schoolers, and assisting with adult education programs in such areas as parenting skills, GED literacy, ESL and citizenship preparation. Community sites selected for the program are the Oakland Beach Learning Resource Center in Warwick, Progresso Latino in Central Falls and Volunteers in Providence Schools.

The second grant, awarded by the National Center for Community Colleges, involves a service-learning partnership with Brown University. Known as 2+4=Service on Common Ground, the project was funded at \$26,000 to initiate a partnership in which a two-year community college and a four-year university work together to develop a common service project, possibly pairing Brown medical students with CCRI nursing students.

Also new on the service learning front, CCRI has two VISTA (Volunteers in Service to America) coordinators on campus to assist in expanding service learning initiatives. Their expansion plans include development of a CCRI America Reads Program and expanded service learning and volunteerism at the Providence Campus.




*"My experiences at CCRI opened my eyes to the many possibilities that life has to offer."*

Chris Ratcliffe  
WSNE Radio  
Local Sales Manager



## athletics

Much has been written about the achievement and success of the Community College of Rhode Island Athletic Department.



From CCRI's oldest program men's basketball, to its newest women's soccer, there are stories of hard work and dedication.


CCRI Athletic Director and Basketball Coach Vin Cullen once again reached the NJCAA national tournament after his team put forth a phenomenal effort in the New England regional playoffs and captured yet another crown, led by All-American Chuck Palumbo, a native West Warwick resident who came back to CCRI after a stint in the Navy.

While the basketball team reached the nationals again in its 33<sup>rd</sup> year, the women's soccer team made two trips in just four years of existence. The Lady Knights successfully defended their New England title and repeated another strong performance at the NJCAA tournament in Baltimore.

Still another CCRI team, Anthony Candelmo's men's tennis team, reached the nationals. As retired coach Ray Carr had done for so many years in the seventies and eighties, Candelmo masterfully blended the fun of the game with the diligence needed to prepare.

Gregg Cornell's cross country Knights were the fourth team to reach a national tournament in 1997; the Knights finished fourth in the country.

There were many other high notes. Artie Johnston, a former CCRI All-American hockey player while a student, began his second stint as the Knights' head coach and his team promptly knocked off North Country Community College and SUNY- Canton, who are the number-one and number-two ranked teams in the country. Johnston's Knights finished their independent schedule with a fabulous 12-4-2 record.



Jay Grenier's baseball Knights were again back at the top of the junior college ranks, paced by All-Americans Tom Koutrouba and Alex Fernandez of Providence. Both were also All-New-England selections as Grenier's team reached the New England Tournament for a 17<sup>th</sup> consecutive time.


New traditions are building, too. Conrad Fecteau hopes to duplicate his magnificent job in lifting the women's soccer program to its great heights with the CCRI softball team. Bill Foley took over the women's basketball team and made a steady, continual progress that carries into the new season. Victor Gaspar's men's soccer season was a rewarding winning year infused by the addition of a fine group of freshmen.

CCRI can point with pride to individual achievement as well. Stephanie Esdale was a repeat All-New Englander in women's soccer and Cullen, Fecteau, and Candelmo were all regional Coaches of the Year.

For nearly thirty years, the Rhode Island Interscholastic League has made CCRI a headquarters for its volleyball and basketball championships. The Max Read Swim Meet, a highlight of the Interscholastic League year, is hosted at the Lincoln field house, as are dozens of other competitions annually.

The fieldhouses remain a valuable resource for the entire state, particularly for seniors and the handicapped. The PARI Rhode Runners, one of America's top wheelchair basketball teams, choose CCRI for fund-raisers, games, and practices. Dozens of youth leagues call CCRI home. The Rhode Island State Police have held testing programs and fitness seminars at CCRI for years.

But perhaps the crown jewel of CCRI's continual community service is the National Youth Sports Program. The Community College runs a program for over 500 economically disadvantaged youngsters at the Flanagan Campus each year. NYSP is a partnership of the National Collegiate Athletic Association (NCAA), the U.S. Department of Health and Human Services, and CCRI, which was once again recognized for its outstanding work with the program last summer.




*"A good educational foundation leads to goal achievement."*

Geralyn Canning  
English Teacher  
Pilgrim High School



# FACTS & FIGURES

# 1997



- Programs of Study
- Student Profiles
- Enrollment Information
- Graduate Placement Survey
- Graduation Statistics
- Faculty / Staff Profile
- Tuition and Fees
- Revenues and Expenses
- Financial Aid
- CCRI Foundation Report



## **Allied Health**

Cardio-Respiratory Care  
Clinical Laboratory Technology  
Occupational Therapy  
Assistant  
Physical Therapist Assistant  
Radiography  
Phlebotomy Certificate

## **Business Administration**

Accounting  
General Business  
Law Enforcement  
Management  
Marketing  
Retail Management  
Fashion Merchandising  
Mass Merchandising  
Real Estate  
Management Certificate

## **Chemistry**

Chemical Technology

## **Computer Studies and Information Processing**

Computer Science-Programming  
Computer Science-Microcomputing  
Computer Programming Certificate  
Microcomputing Certificate  
Office Automation Certificate

## **Criminal Justice & Legal Studies**

Law Enforcement  
Paralegal Studies

## **Dental Health**

Dental Hygiene  
Dental Assisting Certificate

## **Engineering**

Computer Engineering Technology  
Engineering  
Electronic Engineering Technology  
Mechanical Engineering Technology  
Manufacturing Engineering  
Technology Certificate  
Mechanical Engineering  
Technology Certificate  
Telecommunications Engineering  
Technology Certificate

## **Fine Arts**

Art  
Drama  
Music  
Jazz Studies

## **General**

Fire Science  
General Studies  
Liberal Arts  
Labor Studies  
Science (Track A and B)  
Urban Affairs

## **Human Services**

Education/Special Education  
Early Childhood/Child  
Development  
Gerontology  
Mental Health  
Social Work  
Substance Abuse  
Activities Professional  
Certificate

## **Industrial Technology**

Electronics  
Machine Design  
Manufacturing Technology  
Process Control Technology

## **Nursing**

Nursing (Associate Degree  
and Practical)

## **Office Administration**

Administrative  
Assistant/Secretary  
Legal Administrative  
Assistant/Secretary  
Medical Administrative  
Secretary/Assistant  
Medical Transcription  
Certificate  
Office Administration  
Certificate

## **Special Programs**

Technical Studies





# TUDENT CHARACTERISTICS

The student body at the Community College of Rhode Island enjoys considerable diversity in ages, cultures and experiences. Sixty-two percent are women, 68 percent are part-time students (see Table 4) and 53 percent are 25 years of age or older. Of those reporting their ethnicity, 16 percent are from a minority group.

For the Fall of 1997, students in the under 20 age group accounted for 19 percent of the headcount enrollment. Of this age group, 72 percent were full-time students. Also, eleven of the students classified as out-of-state were actually foreign students from 9 different countries.

TABLE 1

## SEX, AGE, RACE AND RESIDENCY

|  | <u>Fall 1993</u> | <u>Fall 1994</u> | <u>Fall 1995</u> | <u>Fall 1996</u> | <u>Fall 1997</u> |
|--|------------------|------------------|------------------|------------------|------------------|
| <b>TOTAL STUDENTS</b>                        | 16,399           | 16,001           | 15,889           | 15,236           | 15,220           |
| <b>Sex</b>                                   |                  |                  |                  |                  |                  |
| Female                                       | 10,266           | 10,010           | 9,964            | 9,511            | 9,404            |
| Male   | 6,133            | 5,991            | 5,925            | 5,725            | 5,816            |
| <b>Age in Years</b>                          |                  |                  |                  |                  |                  |
| Under 20                                     | 2,562            | 2,535            | 2,602            | 2,709            | 2,895            |
| 20-24  | 4,571            | 4,458            | 4,295            | 4,200            | 4,281            |
| 25-34  | 4,850            | 4,760            | 4,628            | 4,268            | 4,072            |
| 35-44  | 2,981            | 2,907            | 2,928            | 2,669            | 2,592            |
| Over 44                                      | 1,435            | 1,341            | 1,436            | 1,390            | 1,380            |
| <b>Race/Ethnicity</b>                        |                  |                  |                  |                  |                  |
| American Indian                              | 87               | 96               | 98               | 94               | 68               |
| Asian  | 272              | 273              | 265              | 277              | 286              |
| Black  | 639              | 700              | 655              | 661              | 671              |
| Hispanic                                     | 636              | 671              | 814              | 859              | 877              |
| White  | 11,518           | 11,272           | 11,042           | 10,353           | 10,053           |
| Not Reported                                 | 3,247            | 2,989            | 3,015            | 2,992            | 3,265            |
| <b>Residency</b>                             |                  |                  |                  |                  |                  |
| Rhode Island                                 | 15,585           | 15,239           | 15,123           | 14,442           | 14,369           |
| Out-of-State                                 | 814              | 762              | 766              | 794              | 851              |
| <b>PERCENT</b>                               |                  |                  |                  |                  |                  |
| <b>Sex</b>                                   |                  |                  |                  |                  |                  |
| Female                                       | 63%              | 63%              | 63%              | 62%              | 62%              |
| Male   | 37%              | 37%              | 37%              | 38%              | 38%              |
| <b>Age in Years</b>                          |                  |                  |                  |                  |                  |
| Under 20                                     | 16%              | 16%              | 16%              | 18%              | 19%              |
| 20-24  | 28%              | 28%              | 27%              | 27%              | 28%              |
| 25-34  | 29%              | 30%              | 29%              | 28%              | 27%              |
| 35-44  | 18%              | 18%              | 19%              | 18%              | 17%              |
| Over 44                                      | 9%               | 8%               | 9%               | 9%               | 9%               |
| <b>Race/Ethnicity (Only Those Reporting)</b> |                  |                  |                  |                  |                  |
| Minorities                                   | 12%              | 13%              | 14%              | 15%              | 16%              |
| White  | 88%              | 87%              | 86%              | 85%              | 84%              |
| <b>Residency</b>                             |                  |                  |                  |                  |                  |
| Rhode Island                                 | 95%              | 95%              | 95%              | 95%              | 94%              |
| Out-of-State                                 | 5%               | 5%               | 5%               | 5%               | 6%               |





# ALL ENROLLMENT FROM 1976 TO 1997



1976 has been selected as a base year for fall enrollment comparisons because that was the year in which the second campus was opened in Lincoln. During the next seven years, enrollment on both campuses rose from 8,993 to 12,602 for a total increase of 40 percent. The full-time equivalent enrollment (FTE) leveled off one year earlier and then decreased by 11 percent from 1982 to 1984. Enrollments began to increase again in 1985 and then rose dramatically in 1988. A new enrollment record was set for eight consecutive years beginning in 1985. The Providence Campus which opened in 1990 contributed to this growth. By the Fall of 1992, both the headcount and the FTE enrollment reached the highest level in the Community College's history.

For the five years preceding 1993, the headcount enrollment grew by 37 percent and the FTE enrollment increased by 40 percent (2,803 FTE's). Beginning in 1993, headcount enrollment has decreased each year. However, this enrollment decline seems to have leveled off due to recent increases in the numbers of high school graduates.

TABLE 2

## FALL ENROLLMENT

| <u>FALL</u>  | <u>NUMBER</u> | <u>FTE</u> |
|--|---------------|------------|
| 1976   | 8,993         | 5,972      |
| 1977   | 10,317        | 6,900      |
| 1978   | 10,340        | 6,700      |
| 1979   | 11,158        | 7,017      |
| 1980   | 11,777        | 7,496      |
| 1981   | 11,721        | 7,486      |
| 1982   | 12,149        | 7,516      |
| 1983   | 12,602        | 7,344      |
| 1984   | 12,317        | 6,691      |
| 1985   | 12,617        | 6,892      |
| 1986   | 13,096        | 6,970      |
| 1987   | 13,107        | 6,996      |
| 1988   | 14,718        | 7,490      |
| 1989   | 15,400        | 7,806      |
| 1990   | 16,623        | 8,810      |
| 1991   | 17,331        | 9,486      |
| 1992   | 17,986        | 9,799      |
| 1993   | 16,399        | 8,830      |
| 1994   | 16,001        | 8,627      |
| 1995   | 15,889        | 8,606      |
| 1996   | 15,236        | 8,489      |
| 1997   | 15,220        | 8,548      |
| % Change from 1976 to 1997 (21 years)              | 69.2%         | 43.1%      |
| % Change from 1984 to 1992 (8 years prior to 1993) | 46.0%         | 46.5%      |
| % Change from 1987 to 1992 (5 years prior to 1993) | 37.2%         | 40.1%      |
| % Change from 1993 to 1997 (4 years)               | -7.2%         | -3.2%      |
| % Change from 1996 to 1997 (1 year)                | -0.1%         | 0.7%       |



# INCOMING STUDENTS

All incoming students who attended an orientation session offered during the Summer of 1997 completed a "student information sheet." Data collected from these students provides us with descriptive, historical information useful in a variety of planning processes within the Community College. Seven hundred and seventy-three students completed the information sheet. This particular enrollment cluster of students reported a median age of 18 years (mean 21.3) with 533 students or 69 percent under 20 years of age. Compared to past years, a greater percentage of students indicated that their age was under 20 years. Also, for the third consecutive year, an increasing percentage of students expect to complete a degree or certificate in two years or less.

TABLE 3

## INCOMING STUDENT SURVEY

|  | <u>NUMBER</u> | <u>PERCENT</u> |
|--|---------------|----------------|
| What is your age in years?   |               |                |
| Under 20   | 533           | 69.0%          |
| 20-29  | 141           | 18.2%          |
| 30-39  | 66            | 8.5%           |
| 40-49  | 29            | 3.8%           |
| 50-59  | 4             | 0.5%           |
| Over 59  | 0             | 0.0%           |
| No response  |               |                |
| What is your sex?  |               |                |
| Female   | 469           | 60.7%          |
| Male   | 304           | 39.3%          |
| Are your classes primarily day or evening?   |               |                |
| Day  | 631           | 81.6%          |
| Evening  | 105           | 13.6%          |
| No response  | 37            | 4.8%           |
| Are you established in a career?   |               |                |
| Planning a career  | 360           | 46.6%          |
| Established in a career  | 207           | 26.8%          |
| Undecided  | 162           | 20.9%          |
| No response  | 44            | 5.7%           |
| For what purpose did you enroll?   |               |                |
| Obtain a certificate or degree   | 254           | 32.9%          |
| Obtain certificate or degree then transfer   | 383           | 49.5%          |
| Transfer before certificate or degree  | 84            | 10.9%          |
| No goal in mind  | 44            | 5.7%           |
| Take courses for self-improvement  | 4             | 0.5%           |
| No response  | 4             | 0.5%           |
| If your goal is to earn a certificate or degree at CCRI, when do you expect to complete? |               |                |
| 2 years or less  | 447           | 57.8%          |
| 3 years or less  | 110           | 14.2%          |
| More than 3 years  | 50            | 6.5%           |
| No response  | 166           | 21.5%          |



# ULL-TIME AND PART-TIME ENROLLMENT

Overall, the total number of students enrolled in credit courses decreased by 16 students from the Fall of 1996 to the Fall of 1997. Part-time students accounted for 68 percent of the fall 1997 headcount enrollment. Approximately 32 percent of all students were enrolled as full-time students. Seventy-two percent of the under 20 years of age group were full-time students (one percent more than last year).

The age distribution of the full-time group has begun to move down again after leveling off for a number of years. Currently, 68 percent of the part-time students are 25 years of age or older while 82 percent (78 percent in fall 1996) of the full-time students are under 25 years of age.

Finally, the degree status mix of full-time students (94 percent degree seekers) remains relatively stable while the percentage of degree candidates in the part-time group has grown from 63 percent in Fall 1993 to 71 percent in Fall 1997.

TABLE 4 FALL ENROLLMENT BY FULL/PART-TIME

|                                  | Fall 1993 | Fall 1994 | Fall 1995 | Fall 1996 | Fall 1997 |
|----------------------------------|-----------|-----------|-----------|-----------|-----------|
| <b>TOTAL STUDENTS</b>            | 16,399    | 16,001    | 15,889    | 15,236    | 15,220    |
| Full-time Students               | 4,803     | 4,745     | 4,750     | 4,866     | 4,856     |
| Part-time Students               | 11,596    | 11,256    | 11,139    | 10,370    | 10,364    |
| <b>AGE GROUP IN YEARS</b>        |           |           |           |           |           |
| <b>Full-time Students</b>        |           |           |           |           |           |
| Under 20                         | 1,793     | 1,745     | 1,781     | 1,954     | 2,097     |
| 20-24                            | 1,899     | 1,830     | 1,846     | 1,865     | 1,865     |
| 25-34                            | 743       | 768       | 747       | 677       | 569       |
| 35-44                            | 286       | 325       | 294       | 279       | 240       |
| Over 44                          | 82        | 77        | 82        | 91        | 85        |
| <b>Part-time Students</b>        |           |           |           |           |           |
| Under 20                         | 777       | 810       | 834       | 777       | 830       |
| 20-24                            | 2,672     | 2,628     | 2,449     | 2,335     | 2,416     |
| 25-34                            | 4,107     | 3,992     | 3,881     | 3,591     | 3,503     |
| 35-44                            | 2,695     | 2,582     | 2,634     | 2,390     | 2,352     |
| Over 44                          | 1,339     | 1,189     | 1,268     | 1,216     | 1,176     |
| Unknown                          | 6         | 55        | 73        | 61        | 87        |
| <b>DEGREE STATUS</b>             |           |           |           |           |           |
| <b>Full-time Students</b>        |           |           |           |           |           |
| Degree or Certificate Candidates | 4,397     | 4,509     | 4,461     | 4,512     | 4,542     |
| Non-Degree Status                | 406       | 236       | 289       | 354       | 314       |
| <b>Part-Time Students</b>        |           |           |           |           |           |
| Degree or Certificate Candidates | 7,335     | 7,756     | 7,723     | 7,205     | 7,312     |
| Non-Degree Status                | 4,261     | 3,500     | 3,416     | 3,165     | 3,052     |



# OFF-CAMPUS CREDIT ENROLLMENTS



In addition to the classes offered at the Lincoln, Warwick and Providence campuses, the Community College offers credit courses at several satellite facilities and other locations. Each year some sites may change according to the demands of programs. From the Fall of 1996 to the Fall of 1997, off-campus credit seatcount enrollments declined by 4.5 percent. During this same time period, the Middletown satellite reported a 25 percent seatcount enrollment growth.

TABLE 5

ENROLLMENT BY OFF-CAMPUS SITES

| <u>SITES</u>                      | <u>Spring 1996</u> | <u>Fall 1996</u> | <u>Spring 1997</u> | <u>Fall 1997</u> |
|-----------------------------------|--------------------|------------------|--------------------|------------------|
| Adult Correctional Institution    | 24                 | 0                | 0                  | 0                |
| Department of Navy (USS Kauffman) | 124                | 133              | 156                | 95               |
| East Providence Satellite         | 279                | 273              | 275                | 197              |
| Middletown Satellite              | 284                | 295              | 283                | 369              |
| Newport Hospital Satellite        | 706                | 563              | 654                | 611              |
| Television Courses                | 1,179              | 946              | 1,181              | 867              |
| Training School                   | 9                  | 25               | 46                 | 0                |
| Westerly Satellite                | 313                | 273              | 250                | 255              |
| <b>TOTAL</b>                      | <b>2,918</b>       | <b>2,508</b>     | <b>2,845</b>       | <b>2,394</b>     |



# ENTER FOR BUSINESS AND INDUSTRIAL TRAINING ENROLLMENTS

The Community College of Rhode Island also conducts customized courses designed to meet the needs of business and industry as well as many public sector service industries. Courses are offered at the Community College, business and industrial sites, community centers and other locations. Each year the sites change according to the needs of businesses and students. Enrollments grew dramatically over the past year. Both public sector and private industry demand catapulted enrollments by more than 148 percent from fall to fall.

TABLE 6

## ENROLLMENT BY BUSINESS SITES

| <u>SITES</u>                                       | <u>Spring 1996</u> | <u>Summer &amp; Fall 1996</u> | <u>Spring 1997</u> | <u>Summer &amp; Fall 1997</u> |
|--|--------------------|-------------------------------|--------------------|-------------------------------|
| Autocrat   | 0                  | 15                            | 45                 | 107                           |
| Brotherhood of Correctional Officers               | 0                  | 159                           | 89                 | 459                           |
| Cherry Semi-Conductor                              | 0                  | 0                             | 0                  | 36                            |
| Citizens Bank                                      | 20                 | 51                            | 42                 | 17                            |
| Colonial Mills                                     | 0                  | 60                            | 17                 | 11                            |
| Consumer Value Stores                              | 26                 | 52                            | 56                 | 54                            |
| Contractors Specialties                            | 0                  | 45                            | 0                  | 0                             |
| Cranston Public Schools                            | 0                  | 34                            | 40                 | 82                            |
| David Dawson, Inc.                                 | 0                  | 6                             | 0                  | 25                            |
| Department of Children, Youth & Families           | 0                  | 0                             | 0                  | 90                            |
| Engelhard  | 0                  | 39                            | 23                 | 23                            |
| Etco, Inc.   | 2                  | 67                            | 74                 | 70                            |
| Grinnell Corporation                               | 0                  | 40                            | 104                | 26                            |
| Harrington Hall (Dept. of Corrections)             | 275                | 0                             | 29                 | 0                             |
| Hasbro, Inc.                                       | 215                | 470                           | 275                | 684                           |
| Hotel Viking                                       | 0                  | 0                             | 0                  | 65                            |
| Kent County Hospital                               | 22                 | 66                            | 27                 | 63                            |
| Lincoln Environmental                              | 0                  | 0                             | 28                 | 0                             |
| Miniature Castin Corporation                       | 0                  | 36                            | 5                  | 0                             |
| Moses Brown School                                 | 0                  | 0                             | 12                 | 28                            |
| Noranda Sampling, Inc.                             | 0                  | 10                            | 6                  | 24                            |
| Oakland Grove Health Care Center                   | 0                  | 0                             | 0                  | 23                            |
| Office of the Auditor General                      | 0                  | 0                             | 0                  | 45                            |
| Office of the General Treasurer                    | 0                  | 53                            | 0                  | 0                             |
| Police Academy                                     | 35                 | 0                             | 0                  | 0                             |
| Polytop  | 30                 | 0                             | 0                  | 0                             |
| Providence Cranston Regional Employment & Training | 0                  | 0                             | 43                 | 300                           |
| Providence School Department                       | 25                 | 25                            | 0                  | 68                            |
| Prudential Insurance Company                       | 8                  | 19                            | 0                  | 0                             |
| RI Department of Corrections                       | 0                  | 0                             | 0                  | 113                           |
| RI National Guard + Navy Reserve                   | 23                 | 0                             | 0                  | 0                             |
| RIPTA  | 0                  | 0                             | 0                  | 41                            |
| RI Resource Recovery Corporation                   | 0                  | 0                             | 0                  | 45                            |
| RI Training School                                 | 0                  | 0                             | 0                  | 84                            |
| Roger Williams Medical Center                      | 112                | 23                            | 20                 | 12                            |
| Stanley Fastening Systems                          | 30                 | 0                             | 0                  | 0                             |
| Steere House                                       | 0                  | 20                            | 19                 | 20                            |
| Taco   | 15                 | 67                            | 40                 | 114                           |
| Toray Plastics America Incorporated                | 30                 | 0                             | 0                  | 0                             |
| Uvex Safety  | 0                  | 0                             | 0                  | 582                           |
| Valley Resources                                   | 0                  | 0                             | 0                  | 129                           |
| Village at Waterman Lake & Elmhurst                | 0                  | 0                             | 840                | 60                            |
| Women & Infants Hospital/Hospital Assoc. of RI     | 89                 | 6                             | 9                  | 0                             |
| Other  | 38                 | 29 82                         | 87                 | 94                            |
| <b>TOTAL</b>                                       | <b>995</b>         | <b>1,445</b>                  | <b>1,930</b>       | <b>3,594</b>                  |

SOURCE: Office of Center for Business & Industrial Training

NOTE: Enrollment is actually seatcounts/Seatcounts for Summer and Fall 1997 are as of 12-17-97



# SURVEY OF GRADUATES

A systematic study of the graduates of 1996 was conducted to determine their status eight months after graduation. Using both the mail and the telephone as data collection vehicles, the Cooperative Education and Career Placement Office achieved a stellar response rate of 83 percent.

The information collected from the graduates has been summarized by each program of study. Only an overall summary is reported here. Looking at the seven choices, 86 percent of the 1996 graduates are employed in some capacity (79 percent for 1995). Also, 37 percent of the graduates are continuing their education (38 percent for 1995). Fifty-seven graduates or 4.1 percent reported that they were unemployed and looking for a position (5.9 percent for the 1995 graduates).

TABLE 7

## SUMMARY OF GRADUATES

| STATUS OF THE GRADUATES               | <u>1994</u>   | <u>1995</u>  | <u>1996</u>  | <u>1994</u>    | <u>1995</u>   | <u>1996</u>   |
|---------------------------------------|---------------|--------------|--------------|----------------|---------------|---------------|
|                                       | Number        |              |              | Percent        |               |               |
| Employed full-time                    | 564           | 598          | 620          | 40.9%          | 40.8%         | 44.9%         |
| Job full-time & education part-time   | 123           | 125          | 116          | 8.9%           | 8.5%          | 8.4%          |
| Employed part-time                    | 189           | 163          | 157          | 13.7%          | 11.1%         | 11.4%         |
| Unavailable for employment            | 31            | 56           | 37           | 2.2%           | 3.8%          | 2.7%          |
| Unemployed and searching              | 65            | 87           | 57           | 4.7%           | 5.9%          | 4.1%          |
| Education full-time                   | 178           | 169          | 104          | 12.9%          | 11.5%         | 7.5%          |
| Education full-time & job part-time   | 230           | 270          | 290          | 16.7%          | 18.4%         | 21.0%         |
| <b>TOTAL RESPONSES</b>                | <b>1,380</b>  | <b>1,468</b> | <b>1,381</b> | <b>100.0%</b>  | <b>100.0%</b> | <b>100.0%</b> |
| <b>ATTENDING SCHOOL FULL-TIME</b>     | <b>Number</b> |              |              | <b>Percent</b> |               |               |
| Boston University                     | 1             | 3            | 0            | 0.2%           | 0.7%          | 0.0%          |
| Brown University                      | 2             | 0            | 0            | 0.5%           | 0.0%          | 0.0%          |
| Bryant College                        | 10            | 13           | 9            | 2.4%           | 3.0%          | 2.3%          |
| Community College of Rhode Island     | 33            | 32           | 29           | 8.1%           | 7.3%          | 7.4%          |
| Johnson & Wales University            | 4             | 3            | 4            | 1.0%           | 0.7%          | 1.0%          |
| New England Institute of Technology   | 0             | 4            | 3            | 0.0%           | 0.9%          | 0.8%          |
| Northeastern University               | 4             | 4            | 4            | 1.0%           | 0.9%          | 1.0%          |
| Providence College                    | 6             | 4            | 4            | 1.5%           | 0.9%          | 1.0%          |
| Rhode Island College                  | 200           | 220          | 194          | 49.0%          | 50.1%         | 49.2%         |
| Rhode Island School of Design         | 0             | 0            | 2            | 0.0%           | 0.0%          | 0.5%          |
| Roger Williams University             | 21            | 22           | 28           | 5.1%           | 5.0%          | 7.1%          |
| Salve Regina University               | 4             | 5            | 2            | 1.0%           | 1.1%          | 0.5%          |
| University of Massachusetts-Dartmouth | 8             | 6            | 2            | 2.0%           | 1.4%          | 0.5%          |
| University of Rhode Island            | 72            | 80           | 72           | 17.6%          | 18.2%         | 18.3%         |
| Other In-State                        | 4             | 4            | 2            | 1.0%           | 0.9%          | 0.5%          |
| Other Out-of-State                    | 31            | 32           | 31           | 7.4%           | 7.3%          | 7.9%          |
| Other (School not disclosed)          | 9             | 7            | 8            | 2.2%           | 1.6%          | 2.0%          |
| <b>TOTAL RESPONSES</b>                | <b>409</b>    | <b>439</b>   | <b>394</b>   | <b>100.0%</b>  | <b>100.0%</b> | <b>100.0%</b> |



# CRI TRANSFERS ENROLLING IN OTHER RHODE ISLAND INSTITUTIONS



Rhode Island College continues to attract the greatest number of Community College transfers (59 percent of those reported in Table 8) followed by the University of Rhode Island (20 percent). From 1991 to 1992, the number of reported transfers to in-state colleges and universities jumped 23 percent. From the peak year of 1991, transfers to other colleges in Rhode Island decreased by 188 students or 15 percent. In 1996, the number of transfers reported was 1,069 or 87 less (-7.5%) than in 1995. Information on transfers who enrolled in schools in other states before graduating from the Community College is not readily available.

TABLE 8

## CCRI TRANSFERS ENROLLING IN RHODE ISLAND INSTITUTIONS

| <u>R.I. INSTITUTIONS</u>                      | <u>1991</u>  | <u>1992</u>  | <u>1993</u>  | <u>1994</u>  | <u>1995</u>  | <u>1996</u>  |
|---|--------------|--------------|--------------|--------------|--------------|--------------|
| Rhode Island College                          | 612          | 794          | 699          | 688          | 623          | 630          |
| University of Rhode Island                    | 207          | 235          | 251          | 197          | 237          | 210          |
| Bryant College                                | 77           | 75           | 72           | 57           | 93           | 78           |
| Providence College                            | 9            | 3            | 4            | 8            | 8            | 3            |
| Roger Williams University                     | 5            | 16           | 14           | 30           | 29           | 30           |
| Roger Williams University/College (Cont. Ed.) | 71           | 66           | 70           | 82           | 36           | 17           |
| Johnson and Wales University                  | 23           | 28           | 18           | 32           | 34           | 19           |
| Johnson and Wales University Evening Division |              |              |              |              | 82           | 71           |
| Salve Regina University                       | 12           | 37           | 46           | 46           | 11           | 9            |
| Rhode Island School of Design                 | 5            | 3            | 4            | 0            | 3            | 2            |
| Brown University                              | 0            | 0            | 0            | 0            | 0            | 0            |
| <b>TOTAL</b>                                  | <b>1,021</b> | <b>1,257</b> | <b>1,178</b> | <b>1,140</b> | <b>1,156</b> | <b>1,069</b> |

# ENROLLMENT IN NON-CREDIT COURSES

The Office of Community Services is responsible for the operation of non-credit, community service courses and activities. Non-credit courses are offered in a wide range of subjects.

Continuing education is also provided for specific groups, such as nurses, dental assistants, secretaries, bankers and others.

Some major activities include:

- DRIVER RETRAINING for traffic violators
- MOTORCYCLE SAFETY for first-time licenses and rider improvement
- GED TESTING PROGRAM for those seeking high school equivalency diploma
- VOCATIONAL TRAINING FOR ADULTS providing entry-level skills to the unemployed, underemployed, and limited English proficient
- SUPPORT SERVICES FOR SINGLE PARENTS AND HOMEMAKERS including counseling, advising, parenting, child care assistance and placement
- SCHOOL BUS DRIVER TRAINING for new drivers and continuing education for present drivers
- ASBESTOS AND ENVIRONMENTAL PROTECTION EDUCATION



TABLE 9

ENROLLMENT GROUPINGS FOR  
COMMUNITY SERVICES COURSES

| <u>COURSES</u> (includes summer courses) | <u>1992-93</u> | <u>1993-94</u> | <u>1994-95</u> | <u>1995-96</u> | <u>1996-97</u> |
|--|----------------|----------------|----------------|----------------|----------------|
| Non-Credit                               | 6,631          | 7,109          | 6,341          | 5,989          | 5,627          |
| Motorcycle Safety                        | 1,966          | 1,926          | 2,119          | 2,066          | 2,103          |
| High School Equivalency                  | 1,335          | 1,272          | 1,507          | 1,559          | 1,555          |
| Bus Driver Training                      | 1,776          | 2,087          | 2,066          | 2,116          | 2,281          |
| Driver Retraining (violators)            | 2,591          | 2,220          | 2,183          | 2,073          | 2,115          |
| Vocational Training for Adults           | 1,022          | 1,093          | 1,114          | 1,248          | 1,076          |





# ENROLLMENT BY PROGRAM OF STUDY

The highest enrollment in CCRI's history occurred in 1992 (17,986 students). For each of the next five years enrollment headcount decreased. By 1997, enrollment had decreased 15.4 percent to pre-1990 levels. Prior to the Fall of 1993, record headcount enrollments were recorded for eight consecutive years.

From 1993 to 1997, the computer studies and information processing program has grown by more than 89 percent while enrollment in the non-degree program (UNCL) has fallen by more than 28 percent.

TABLE 10

FALL ENROLLMENT

|  | Fall 1993     | Fall 1994     | Fall 1995     | Fall 1996     | Fall 1997     |
|--|---------------|---------------|---------------|---------------|---------------|
| <b>BUSINESS MANAGEMENT &amp; ADMIN. SERVICES</b>     | 2,223         | 2,204         | 2,087         | 1,915         | 1,926         |
| Business Administration                              | 1,638         | 1,645         | 1,542         | 1,381         | 1,419         |
| Retail Management                                    | 86            | 60            | 34            | 36            | 47            |
| Office Administration                                | 464           | 445           | 415           | 394           | 346           |
| Marketing  | 17            | 37            | 85            | 89            | 98            |
| Real Estate  | 18            | 17            | 11            | 15            | 16            |
| <b>COMPUTER STUDIES &amp; INFORMATION PROCESSING</b> | 377           | 406           | 518           | 645           | 712           |
| <b>HEALTH &amp; PARAMEDICAL</b>                      | 796           | 870           | 858           | 716           | 756           |
| Cardio-Respiratory Care                              | 34            | 48            | 31            | 39            | 30            |
| Dental Assistant                                     | 24            | 27            | 27            | 29            | 27            |
| Dental Hygiene                                       | 46            | 46            | 46            | 46            | 52            |
| Medical Lab Technology                               | 59            | 48            | 24            | 21            | 19            |
| Nursing-ADN & LPN                                    | 466           | 532           | 579           | 447           | 464           |
| Phlebotomy   | 53            | 48            | 37            | 31            | 48            |
| Radiography (X-Ray)                                  | 74            | 79            | 68            | 59            | 54            |
| Physical Therapy Assistant                           | 40            | 42            | 46            | 44            | 62            |
| <b>ENGINEERING &amp; INDUSTRIAL TECHNOLOGIES</b>     | 709           | 657           | 622           | 592           | 603           |
| Engineering  | 138           | 133           | 102           | 89            | 88            |
| Computer Engineering Technology                      | 48            | 45            | 38            | 43            | 39            |
| Electronic Engineering Technology                    | 101           | 82            | 81            | 70            | 66            |
| Mechanical Engineering Technology                    | 98            | 86            | 74            | 77            | 78            |
| Machine Design                                       | 34            | 36            | 63            | 56            | 48            |
| Manufacturing Technology                             | 66            | 49            | 37            | 51            | 49            |
| Chemical Technology                                  | 67            | 77            | 81            | 55            | 46            |
| Electronics  | 87            | 86            | 88            | 83            | 75            |
| Process Control Technology                           | 39            | 32            | 41            | 35            | 30            |
| Technical Studies (Inc. CSMGT, WWGMT & PLST)         | 31            | 31            | 17            | 7             | 10            |
| Computer Network Maintenance                         | 0             | 0             | 0             | 25            | 72            |
| Telecommunications Engineering Technology            | 0             | 0             | 0             | 1             | 2             |
| <b>PUBLIC ADMIN &amp; PROTECTIVE SERVICES</b>        | 2,408         | 2,654         | 2,592         | 2,538         | 2,518         |
| Human Services (Includes ACTD)                       | 1,259         | 1,368         | 1,348         | 1,390         | 1,370         |
| Fire Science   | 143           | 137           | 134           | 124           | 140           |
| Criminal Justice/Legal Studies                       | 1,006         | 1,038         | 912           | 769           | 736           |
| Paralegal  | 0             | 111           | 198           | 255           | 272           |
| <b>GENERAL PROGRAMS</b>                              | 5,219         | 5,474         | 5,507         | 5,311         | 5,339         |
| Liberal Arts (Includes GENS)                         | 4,841         | 5,045         | 5,101         | 4,922         | 4,956         |
| Science  | 103           | 126           | 125           | 132           | 131           |
| Fine Arts  | 267           | 295           | 278           | 254           | 248           |
| Labor Studies/Urban Affairs                          | 7             | 6             | 3             | 2             | 2             |
| Post Associate                                       | 1             | 2             | 0             | 1             | 2             |
| <b>OPEN COLLEGE (Non-Degree)</b>                     | 4,667         | 3,736         | 3,705         | 3,519         | 3,366         |
| <b>TOTAL</b>   | <b>16,399</b> | <b>16,001</b> | <b>15,889</b> | <b>15,236</b> | <b>15,220</b> |

SOURCE: IPEDS Fall Enrollment Reports



# DEGREES AND CERTIFICATES AWARDED

The number of degrees and certificates awarded by CCRI reached a record level in 1994-95. For the most recent year, there were 1,551 completions or 118 less than the previous year. One grouping, Computer Studies and Information Processing, reported a 73.5 percent increase over the past year. Some other areas of growth this year include Computer Networking, Paralegal and Practical Nursing.

TABLE 11

## GRADUATES BY PROGRAM OF STUDY

|  | <u>1992-93</u> | <u>1993-94</u> | <u>1994-95</u> | <u>1995-96</u> | <u>1996-97</u> |
|--|----------------|----------------|----------------|----------------|----------------|
| <b>BUSINESS MANAGEMENT &amp; ADMIN. SERVICES</b>     | <b>380</b>     | <b>357</b>     | <b>359</b>     | <b>322</b>     | <b>282</b>     |
| Business Administration                              | 302            | 268            | 262            | 238            | 214            |
| Retail Management                                    | 16             | 17             | 10             | 11             | 4              |
| Real Estate  | 2              | 0              | 0              | 0              | 2              |
| Office Administration - A.S.                         | 53             | 62             | 67             | 57             | 54             |
| Office Administration - Certificate                  | 7              | 10             | 20             | 16             | 8              |
| <b>COMPUTER STUDIES &amp; INFORMATION PROCESSING</b> | <b>73</b>      | <b>61</b>      | <b>69</b>      | <b>34</b>      | <b>59</b>      |
| Computer Studies - A.S.                              | 37             | 41             | 45             | 20             | 49             |
| Computer Studies - Certificate                       | 15             | 5              | 4              | 5              | 3              |
| Office Automation - Certificate                      | 21             | 15             | 20             | 9              | 7              |
| <b>HEALTH &amp; PARAMEDICAL</b>                      | <b>420</b>     | <b>404</b>     | <b>382</b>     | <b>396</b>     | <b>364</b>     |
| Cardio-Respiratory Care                              | 13             | 11             | 18             | 19             | 15             |
| Dental Assistant Certificate                         | 21             | 20             | 15             | 15             | 19             |
| Dental Hygiene                                       | 31             | 24             | 21             | 19             | 21             |
| Medical Lab Technology                               | 7              | 16             | 13             | 10             | 10             |
| Nursing ADN  | 206            | 207            | 208            | 224            | 195            |
| Practical Nursing                                    | 52             | 44             | 33             | 29             | 43             |
| Phlebotomy Certificate                               | 57             | 29             | 29             | 34             | 29             |
| Physical Therapist Assistant                         | 0              | 15             | 17             | 18             | 5              |
| Radiography (X-Ray)                                  | 33             | 38             | 28             | 28             | 27             |
| <b>ENGINEERING &amp; INDUSTRIAL TECHNOLOGIES</b>     | <b>81</b>      | <b>92</b>      | <b>93</b>      | <b>76</b>      | <b>70</b>      |
| Engineering  | 13             | 10             | 22             | 19             | 10             |
| Computer Engineering Technology                      | 2              | 1              | 1              | 1              | 4              |
| Computer Networking                                  | 0              | 0              | 0              | 0              | 12             |
| Electronic Engineering Technology                    | 4              | 10             | 3              | 4              | 4              |
| Mechanical Engineering Technology                    | 8              | 6              | 13             | 6              | 4              |
| Machine Design                                       | 3              | 4              | 4              | 2              | 2              |
| Machine Processing/Manufacturing Technology (Cert).  | 6              | 7              | 5              | 4              | 5              |
| Chemical Technology                                  | 13             | 15             | 19             | 19             | 14             |
| Chemical Technology Certificate                      | 0              | 0              | 0              | 0              | 2              |
| Electronics  | 15             | 15             | 5              | 11             | 7              |
| Instrumentation/Process Control Technology           | 9              | 15             | 3              | 7              | 4              |
| Technical Studies (Inc. WWMGT & CSMGT)               | 8              | 9              | 18             | 3              | 2              |
| <b>PUBLIC ADMIN. &amp; PROTECTIVE SERVICES</b>       | <b>321</b>     | <b>393</b>     | <b>388</b>     | <b>387</b>     | <b>356</b>     |
| Human Services                                       | 169            | 181            | 198            | 158            | 167            |
| Fire Science   | 16             | 15             | 12             | 17             | 6              |
| Criminal Justice & Legal Studies                     | 136            | 197            | 178            | 183            | 145            |
| Paralegal  | 0              | 0              | 0              | 29             | 38             |
| <b>GENERAL PROGRAMS</b>                              | <b>430</b>     | <b>393</b>     | <b>429</b>     | <b>454</b>     | <b>420</b>     |
| Liberal Arts (includes GENS)                         | 389            | 362            | 393            | 418            | 378            |
| Post Associate                                       | 0              | 2              | 0              | 0              | 0              |
| Science  | 3              | 4              | 5              | 1              | 4              |
| Fine Arts  | 38             | 25             | 31             | 35             | 38             |
| <b>TOTAL</b>   | <b>1,705</b>   | <b>1,700</b>   | <b>1,720</b>   | <b>1,669</b>   | <b>1,551</b>   |

SOURCE: IPEDS Degrees Conferred Report



# ACULTY CHARACTERISTICS

In the Fall of 1997, there were 275 continuing full-time faculty members at the Community College. For this group, the most frequent set of characteristics was holding a master's degree, being a full professor, and having been with the Community College for 15 or more years. Sixty-two percent of the continuing full-time faculty have been with CCRI for 15 or more years. Also, more than half (54 percent) of all full-time faculty hold the rank of full professor.

CCRI employs many part-time adjunct faculty members primarily to teach evening courses. For the Fall of 1997, three hundred seventy-four adjunct faculty helped the college meet the instructional needs of more than 15,000 students. Statistics on the adjunct faculty are not included in these tables.



TABLE 12

FACULTY CHARACTERISTICS

|                     | FEMALE        |                | MALE          |                |
|---------------------|---------------|----------------|---------------|----------------|
|                     | <u>Number</u> | <u>Percent</u> | <u>Number</u> | <u>Percent</u> |
| TOTAL               | 147           | 53%            | 128           | 47%            |
| Degree              |               |                |               |                |
| Doctorate           | 11            | 4%             | 40            | 15%            |
| Masters             | 133           | 48%            | 82            | 30%            |
| Bachelors           | 3             | 1%             | 6             | 2%             |
| Rank                |               |                |               |                |
| Professor           | 58            | 21%            | 90            | 33%            |
| Associate Professor | 37            | 13%            | 11            | 4%             |
| Assistant Professor | 51            | 19%            | 25            | 9%             |
| Instructor          | 1             | 0%             | 2             | 1%             |
| Years of Service    |               |                |               |                |
| 15 or more          | 75            | 27%            | 97            | 35%            |
| 10 to 14            | 21            | 8%             | 11            | 4%             |
| 5 to 9              | 29            | 10%            | 10            | 4%             |
| Less than 5         | 22            | 8%             | 10            | 4%             |



TABLE 13

RANK OF 1997-98 FACULTY  
BY PROGRAM AREA

|   | <u>Professor</u> | <u>Associate Professor</u> | <u>Assistant Professor</u> | <u>Instructor</u> | <u>TOTAL</u> |
|---|------------------|----------------------------|----------------------------|-------------------|--------------|
| TOTAL FACULTY                             | 148              | 48                         | 76                         | 3                 | 275          |
| BUSINESS & COMMERCE                       | 18               | 6                          | 8                          | 0                 | 32           |
| Business Administration                   | 13               | 3                          | 4                          | 0                 | 20           |
| Office Administration                     | 2                | 3                          | 1                          | 0                 | 6            |
| Legal Studies                             | 3                | 0                          | 3                          | 0                 | 6            |
| COMPUTER STUDIES & INFORMATION PROCESSING | 5                | 1                          | 1                          | 0                 | 7            |
| HEALTH AND PARAMEDICAL                    | 25               | 22                         | 19                         | 1                 | 67           |
| Phlebotomy                                | 1                | 0                          | 0                          | 0                 | 1            |
| Medical Lab Technology                    | 1                | 0                          | 0                          | 0                 | 1            |
| Radiography (X-Ray)                       | 0                | 0                          | 1                          | 1                 | 2            |
| Nursing - ADN                             | 17               | 10                         | 8                          | 0                 | 35           |
| Practical Nursing                         | 5                | 3                          | 1                          | 0                 | 9            |
| Cardio-Respiratory Care                   | 0                | 0                          | 1                          | 0                 | 1            |
| Newport Nursing Program                   | 0                | 5                          | 6                          | 0                 | 11           |
| Dental Studies                            | 1                | 4                          | 2                          | 0                 | 7            |
| ENGINEERING & INDUSTRIAL TECHNOLOGIES     | 5                | 2                          | 7                          | 2                 | 16           |
| Engineering                               | 3                | 1                          | 3                          | 0                 | 7            |
| Machine Design                            | 0                | 0                          | 1                          | 0                 | 1            |
| Manufacturing Technology                  | 1                | 0                          | 2                          | 0                 | 3            |
| Industrial Electronics                    | 0                | 1                          | 1                          | 1                 | 3            |
| Process Control Technology                | 1                | 0                          | 0                          | 1                 | 2            |
| PUBLIC SERVICE PROGRAMS                   | 5                | 2                          | 2                          | 0                 | 9            |
| Human Services                            | 5                | 2                          | 2                          | 0                 | 9            |
| GENERAL PROGRAMS                          | 90               | 15                         | 39                         | 0                 | 144          |
| Drama                                     | 1                | 1                          | 3                          | 0                 | 5            |
| English                                   | 20               | 1                          | 13                         | 0                 | 34           |
| Languages                                 | 1                | 1                          | 5                          | 0                 | 7            |
| Social Science                            | 8                | 3                          | 2                          | 0                 | 13           |
| Psychology                                | 11               | 0                          | 1                          | 0                 | 12           |
| Biology                                   | 9                | 1                          | 2                          | 0                 | 12           |
| Chemistry                                 | 6                | 1                          | 1                          | 0                 | 8            |
| Physics                                   | 6                | 0                          | 2                          | 0                 | 8            |
| Mathematics                               | 16               | 2                          | 3                          | 0                 | 21           |
| Art                                       | 5                | 3                          | 1                          | 0                 | 9            |
| Music                                     | 1                | 1                          | 2                          | 0                 | 4            |
| Physical Education                        | 0                | 1                          | 0                          | 0                 | 1            |
| Learning Resources                        | 6                | 0                          | 4                          | 0                 | 10           |

SOURCE: Listing of filled faculty positions as of September 9, 1997 from the CCRI Personnel Office



# STAFF CHARACTERISTICS

The staff at the Community College is categorized into three groups: a. Classified: Includes maintenance personnel, security officers, technicians, clerical staff, counselors, and nurses; b. Non-Classified: Professional staff which includes managers, coordinators, counselors, programmers, accountants, as well as some clerical staff, technicians, and paraprofessionals; c. Administration: Includes the president, vice presidents, directors, deans, and associate and assistant deans and directors.

Compared with 1996, the average descriptions of the three types of staff have changed only slightly. Approximately 56 percent of the non-classified staff have 15 or more years of service. The number of staff decreased from the 1982 peak of 339 when enrollment was about 12,000 students. Although a third campus has been added and enrollment has grown, the number of staff has actually decreased by more than 5 percent.

TABLE 14

## STAFF CHARACTERISTICS

|                       | <u>CLASSIFIED</u> |                | <u>NON-CLASSIFIED</u> |                | <u>ADMINISTRATION</u> |                |
|-----------------------|-------------------|----------------|-----------------------|----------------|-----------------------|----------------|
|                       | <u>Number</u>     | <u>Percent</u> | <u>Number</u>         | <u>Percent</u> | <u>Number</u>         | <u>Percent</u> |
| Total                 | 192               | 100%           | 88                    | 100%           | 42                    | 100%           |
| Sex                   |                   |                |                       |                |                       |                |
| Female                | 117               | 61%            | 54                    | 61%            | 16                    | 38%            |
| Male                  | 75                | 39%            | 34                    | 39%            | 26                    | 62%            |
| Degree                |                   |                |                       |                |                       |                |
| High School           | 115               | 60%            | 19                    | 22%            | 0                     | 0%             |
| Associate             | 35                | 18%            | 23                    | 26%            | 3                     | 7%             |
| Bachelors             | 18                | 10%            | 21                    | 24%            | 12                    | 29%            |
| Masters               | 10                | 5%             | 24                    | 27%            | 17                    | 41%            |
| Doctorate             | 0                 | 0%             | 1                     | 1%             | 9                     | 21%            |
| Less than High School | 14                | 7%             | 0                     | 0%             | 1                     | 2%             |
| *Years in Service     |                   |                |                       |                |                       |                |
| 15 or more            | 78                | 41%            | 49                    | 56%            | 27                    | 64%            |
| 10 to 14              | 38                | 20%            | 10                    | 11%            | 2                     | 5%             |
| 5 to 9                | 34                | 17%            | 19                    | 22%            | 7                     | 17%            |
| Less than 5           | 42                | 22%            | 10                    | 11%            | 6                     | 14%            |



# TUITION AND FEES

Part of the mission of the Community College is to provide the citizens of the state with an open access college. In order to fulfill this mission, the Community College has attempted to maintain tuition and fees at a modest level. This concern for keeping the tuition and fees at an affordable level has historically resulted in increased tuitions each year that were similar to the Consumer Price Index changes. However, these increases have exceeded the CPI for most years from 1987 to 1995. Tuition has since remained at 1995 levels with the exception of a small increase in fees.

Combined tuition and fees increased 19 percent in 1991-92 (after adjusting for a \$25 surcharge in the spring of 1991), 9.4 percent in 1992-93, 3.3 percent in 1993-94, and 9 percent in 1994-95. Excluding mandatory fees, tuition increased 4.1 percent for 1994-95 and only 2.4 percent in 1995-96. For last year and this year, tuition was held at the 1995-96 rate. However, there was a \$10 increase in fees for the 1997 semester.

TABLE 15 FULL-TIME TUITION AND MANDATORY FEES PER SEMESTER

| <u>YEAR</u> | <u>Semester Tuition &amp; Fees</u> | <u>Relative Change</u> | <u>CPI Relative Change</u> |
|-------------|------------------------------------|------------------------|----------------------------|
| 1970-71     | \$140                              | 1.00                   | 1.00                       |
| 1971-72     | 170                                | 1.21                   | 1.04                       |
| 1972-73     | 170                                | 1.21                   | 1.08                       |
| 1973-74     | 170                                | 1.21                   | 1.14                       |
| 1974-75     | 170                                | 1.21                   | 1.27                       |
| 1975-76     | 200                                | 1.43                   | 1.39                       |
| 1976-77     | 200                                | 1.43                   | 1.46                       |
| 1977-78     | 200                                | 1.43                   | 1.54                       |
| 1978-79     | 218                                | 1.56                   | 1.65                       |
| 1979-80     | 232                                | 1.66                   | 1.80                       |
| 1980-81     | 247                                | 1.76                   | 2.04                       |
| 1981-82     | 275                                | 1.96                   | 2.28                       |
| 1982-83     | 315                                | 2.25                   | 2.48                       |
| 1983-84     | 345                                | 2.46                   | 2.58                       |
| 1984-85     | 370                                | 2.64                   | 2.68                       |
| 1985-86     | 395                                | 2.82                   | 2.79                       |
| 1986-87     | 422                                | 3.01                   | 2.87                       |
| 1987-88     | 450                                | 3.21                   | 2.93                       |
| 1988-89     | 475                                | 3.39                   | 3.05                       |
| 1989-90     | 502                                | 3.59                   | 3.20                       |
| 1990-91     | 550                                | 3.93                   | 3.37                       |
| 1991-92     | 684                                | 4.89                   | 3.51                       |
| 1992-93     | 748                                | 5.34                   | 3.62                       |
| 1993-94     | 773                                | 5.52                   | 3.73                       |
| 1994-95     | 843                                | 6.02                   | 3.83                       |
| 1995-96     | 863                                | 6.16                   | 3.92                       |
| 1996-97     | 863                                | 6.16                   | 4.05                       |
| 1997-98     | 873                                | 6.24                   |                            |

SOURCE: CCRI Tuition Reports; CPI from Research Associates of Washington, D.C. Facts on File (February) and Monthly Labor Review  
NOTE: Fall Tuition and Fees were used above; Full-time in-state rates only



# GENERAL EDUCATION REVENUES

The general education revenues for the Community College are unrestricted revenues which means these funds are not designated for any specific purpose except the general support of the institution. These revenues represent the major portion of the funds available to the College and come primarily from two sources: State appropriations and tuition and fees.

From 1979-80 to 1981-82 the student paid tuition and fees provided an increasing share of the revenues while the share from State appropriations declined. From 1982-83 to 1987-88 these percentages remained constant. In 1988-89 through 1992-93, the State appropriation to general education revenues decreased and the tuition income increased proportionately. In fiscal years 1993-94 through 1996-97, State appropriated support remained at 58 to 59 percent.

TABLE 16

## GENERAL EDUCATION REVENUES

### UNRESTRICTED REVENUES IN THOUSANDS (\$1,000)

|         | <u>State<br/>Appropriation</u> | <u>Tuition<br/>&amp; Fees</u> | <u>Other</u> | <u>Total</u> |
|---------|--------------------------------|-------------------------------|--------------|--------------|
| 1979-80 | 15,007                         | 3,695                         | 701          | 19,403       |
| 1980-81 | 16,248                         | 4,206                         | 578          | 21,032       |
| 1981-82 | 16,801                         | 4,768                         | 976          | 22,545       |
| 1982-83 | 18,471                         | 5,661                         | 679          | 24,811       |
| 1983-84 | 19,631                         | 6,163                         | 793          | 26,587       |
| 1984-85 | 20,569                         | 6,258                         | 777          | 27,604       |
| 1985-86 | 21,640                         | 6,571                         | 856          | 29,067       |
| 1986-87 | 22,724                         | 6,953                         | 1,170        | 30,847       |
| 1987-88 | 24,864                         | 7,595                         | 1,087        | 33,546       |
| 1988-89 | 27,017                         | 8,924                         | 1,056        | 36,997       |
| 1989-90 | 27,944                         | 10,168                        | 1,004        | 39,116       |
| 1990-91 | 25,775                         | 12,695                        | 1,633        | 40,103       |
| 1991-92 | 24,097                         | 16,414                        | 1,613        | 42,124       |
| 1992-93 | 24,480                         | 18,258                        | 1,670        | 44,408       |
| 1993-94 | 25,777                         | 17,320                        | 1,471        | 44,568       |
| 1994-95 | 27,246                         | 18,307                        | 1,679        | 47,232       |
| 1995-96 | 27,850                         | 18,472                        | 1,742        | 48,064       |
| 1996-97 | 29,069                         | 18,241                        | 1,821        | 49,131       |

### AS PERCENTAGE OF TOTAL REVENUES

|         | <u>State<br/>Appropriation</u> | <u>Tuition<br/>&amp; Fees</u> | <u>Other</u> | <u>Total</u> |
|---------|--------------------------------|-------------------------------|--------------|--------------|
| 1979-80 | 77                             | 19                            | 4            | 100%         |
| 1980-81 | 77                             | 20                            | 3            | 100%         |
| 1981-82 | 75                             | 21                            | 4            | 100%         |
| 1982-83 | 74                             | 23                            | 3            | 100%         |
| 1983-84 | 74                             | 23                            | 3            | 100%         |
| 1984-85 | 74                             | 23                            | 3            | 100%         |
| 1985-86 | 74                             | 23                            | 3            | 100%         |
| 1986-87 | 74                             | 23                            | 3            | 100%         |
| 1987-88 | 74                             | 23                            | 3            | 100%         |
| 1988-89 | 73                             | 24                            | 3            | 100%         |
| 1989-90 | 71                             | 26                            | 3            | 100%         |
| 1990-91 | 64                             | 32                            | 4            | 100%         |
| 1991-92 | 57                             | 39                            | 4            | 100%         |
| 1992-93 | 55                             | 41                            | 4            | 100%         |
| 1993-94 | 58                             | 39                            | 3            | 100%         |
| 1994-95 | 58                             | 39                            | 3            | 100%         |
| 1995-96 | 58                             | 38                            | 4            | 100%         |
| 1996-97 | 59                             | 37                            | 4            | 100%         |

SOURCE: Audit statements for 1979-80 to 1996-97.



# GENERAL EDUCATION EXPENDITURES

The expenditures of the general education funds are classified according to the following five categories: personnel services, operating expenditures, student aid, capital and other. In 1993-94 the asset protection and capital were primarily funded through RIHEBC bond revenue which is not part of the College's regular budget. This not only results in an apparent decrease in capital funding, but also artificially increases the percentage share of the budget that is supporting personnel services. In 1994-95, academic and administrative capital funding improved significantly. An additional \$900,000 was available to CCRI in asset protection funding in 1994-95, but was budgeted in OHE and \$450,000 was made available in 1995-96, also in OHE.

TABLE 17

GENERAL EDUCATIONAL EXPENDITURES

UNRESTRICTED EXPENDITURES IN THOUSANDS (\$1,000)

| <u>YEAR</u> | <u>Personnel Services</u> | <u>Operating Expenses</u> | <u>Student Aid</u> | <u>Capital</u> | <u>Other*</u> | <u>TOTAL</u> |
|-------------|---------------------------|---------------------------|--------------------|----------------|---------------|--------------|
| 1979-80     | 13,932                    | 2,691                     | 265                | 255            | 2,260         | 19,403       |
| 1980-81     | 15,322                    | 2,941                     | 290                | 306            | 2,173         | 21,032       |
| 1981-82     | 16,510                    | 3,197                     | 371                | 616            | 1,851         | 22,545       |
| 1982-83     | 17,887                    | 3,534                     | 421                | 994            | 1,975         | 24,811       |
| 1983-84     | 19,254                    | 4,063                     | 537                | 689            | 2,044         | 26,587       |
| 1984-85     | 20,481                    | 4,084                     | 515                | 639            | 1,885         | 27,604       |
| 1985-86     | 21,503                    | 4,449                     | 570                | 763            | 1,782         | 29,067       |
| 1986-87     | 22,935                    | 4,735                     | 506                | 950            | 1,721         | 30,847       |
| 1987-88     | 25,719                    | 4,558                     | 557                | 1,072          | 1,639         | 33,545       |
| 1988-89     | 28,835                    | 4,787                     | 544                | 1,374          | 1,457         | 36,997       |
| 1989-90     | 31,048                    | 5,263                     | 631                | 840            | 1,334         | 39,116       |
| 1990-91     | 31,809                    | 5,554                     | 971                | 549            | 1,220         | 40,103       |
| 1991-92     | 33,037                    | 5,890                     | 1,598              | 614            | 985           | 42,124       |
| 1992-93     | 35,447                    | 5,778                     | 2,098              | 320            | 765           | 44,408       |
| 1993-94     | 36,366                    | 5,715                     | 1,725              | 198            | 564           | 44,568       |
| 1994-95     | 38,581                    | 5,797                     | 1,470              | 897            | 487           | 47,232       |
| 1995-96     | 39,063                    | 6,170                     | 1,458              | 1,112          | 261           | 48,064       |
| 1996-97     | 40,137                    | 6,809                     | 1,201              | 933            | 51            | 49,131       |

AS PERCENTAGE OF TOTAL EXPENDITURES

| <u>YEAR</u> | <u>Personnel Services</u> | <u>Operating Expenses</u> | <u>Student Aid</u> | <u>Capital</u> | <u>Other*</u> | <u>TOTAL</u> |
|-------------|---------------------------|---------------------------|--------------------|----------------|---------------|--------------|
| 1979-80     | 72                        | 14                        | 1                  | 1              | 12            | 100%         |
| 1980-81     | 73                        | 14                        | 1                  | 2              | 10            | 100%         |
| 1981-82     | 73                        | 14                        | 2                  | 3              | 8             | 100%         |
| 1982-83     | 72                        | 14                        | 2                  | 4              | 8             | 100%         |
| 1983-84     | 72                        | 15                        | 2                  | 3              | 8             | 100%         |
| 1984-85     | 74                        | 15                        | 2                  | 2              | 7             | 100%         |
| 1985-86     | 74                        | 15                        | 2                  | 3              | 6             | 100%         |
| 1986-87     | 74                        | 15                        | 2                  | 3              | 6             | 100%         |
| 1987-88     | 77                        | 13                        | 2                  | 3              | 5             | 100%         |
| 1988-89     | 78                        | 13                        | 1                  | 4              | 4             | 100%         |
| 1989-90     | 79                        | 14                        | 2                  | 2              | 3             | 100%         |
| 1990-91     | 79                        | 15                        | 2                  | 1              | 3             | 100%         |
| 1991-92     | 78                        | 14                        | 4                  | 2              | 2             | 100%         |
| 1992-93     | 80                        | 13                        | 5                  | 1              | 1             | 100%         |
| 1993-94     | 82                        | 13                        | 4                  | **             | 1             | 100%         |
| 1994-95     | 82                        | 12                        | 3                  | 2              | 1             | 100%         |
| 1995-96     | 81                        | 13                        | 3                  | 2              | 1             | 100%         |
| 1996-97     | 82                        | 14                        | 2                  | 2              | 0             | 100%         |

\*Other includes Debt Services and Year End Transfers; \*\* Less than 0.5%  
 SOURCE: Audit Statements for 1979-80 to 1996-97.





# STUDENT FINANCIAL AID

The total financial aid dollars from both State and Federal programs decreased over this reporting period. From 1994-95 to 1996-97, Pell grants fell by 8.3 percent in dollars and by 8.8 percent in number of awards. Also, Community College grant dollars dropped by 25 percent.

Although the total dollars awarded by State programs decreased, RIHEAA and Student Help reported increases in such awards from 1994-95 through 1996-97. Most noteworthy was the 86 percent jump in dollars awarded by the Student Help program.

Stafford loans, formerly called guaranteed student loans, decreased this past year while other unsubsidized loans increased. In recent years an increasing number of students seem to be turning to loans to help finance their education.

TABLE 18

## STUDENT FINANCIAL AID

|  | 1994-95                           |               | 1995-96                           |               | 1996-97                           |               |
|--|-----------------------------------|---------------|-----------------------------------|---------------|-----------------------------------|---------------|
|  | <u>Amount</u><br><u>(\$1,000)</u> | <u>Number</u> | <u>Amount</u><br><u>(\$1,000)</u> | <u>Number</u> | <u>Amount</u><br><u>(\$1,000)</u> | <u>Number</u> |
| <b>STATE PROGRAMS</b>                  |                                   |               |                                   |               |                                   |               |
| RIHEAA                                 | \$805                             | 2,128         | \$884                             | 1,854         | \$849                             | 1,626         |
| Community College Grants               | 460                               | 537           | 480                               | 400           | 344                               | 568           |
| Remission of Tuition*                  | 970                               | 1,942         | 1,023                             | 1,837         | 801                               | 1,561         |
| Student Help <sup>H</sup>              | 228                               | 164           | 351                               | 237           | 425                               | 238           |
| RI Work Opportunity                    | 133                               | 74            | 40                                | 82            | 41                                | 147           |
| State Targeted Employment Prog. (STEP) | 192                               | 164           | 41                                | 77            | 41                                | 46            |
| <b>Total State Program</b>             | <b>\$2,788</b>                    | <b>5,009</b>  | <b>\$2,819</b>                    | <b>4,487</b>  | <b>\$2,501</b>                    | <b>4,186</b>  |
| <b>FEDERAL PROGRAMS</b>                |                                   |               |                                   |               |                                   |               |
| Basic Opportunity Grant (Pell)         | \$4,754                           | 3,730         | \$4,518                           | 3,555         | \$4,361                           | 3,403         |
| Supplemental Ed. Op. Grant             | 332                               | 746           | 335                               | 1,177         | 261                               | 1,312         |
| College Work Study                     | 210                               | 179           | 281                               | 299           | 259                               | 282           |
| Nursing (SDS)                          | 35                                | 52            | 0                                 | 0             | 16                                | 45            |
| <b>Total Federal Program</b>           | <b>\$5,331</b>                    | <b>4,707</b>  | <b>\$5,134</b>                    | <b>5,031</b>  | <b>\$4,897</b>                    | <b>5,042</b>  |
| <b>OTHER (LOANS)</b>                   |                                   |               |                                   |               |                                   |               |
| Stafford Loans (Formerly GSL)          | \$408                             | 303           | \$448                             | 413           | \$339                             | 328           |
| Other (Unsubsidized)                   | 337                               | 223           | 419                               | 329           | 442                               | 347           |
| <b>TOTAL STUDENT FINANCIAL AID</b>     | <b>\$8,864</b>                    | <b>10,242</b> | <b>\$8,820</b>                    | <b>10,260</b> | <b>\$8,179</b>                    | <b>9,903</b>  |

SOURCE: Financial Aid Office & Business Office (1996-97 estimates)

NOTES: Number of Recipients reflects a duplicate count of students

For 1996-97 estimated numbers are used for Stafford Loans and Other Loans

RIHEAA - Rhode Island Higher Education Assistance Authority

<sup>H</sup>STUDENT HELP includes CCRI's share of College Work Study

\*Includes unemployment waivers



The Community College of Rhode Island Foundation raises funds for student scholarships, professional development and employee recognition activities, college-wide projects and the CCRI Alumni Association.

The Foundation manages over forty endowed scholarship funds — fifty percent are merit-based and the other 50 percent are need-based scholarships. Scholarships are available for incoming, continuing and graduating students.

In addition to the Foundation's Annual Fund Appeal which targets CCRI employees, Foundation trustees, alumni and friends, the Foundation works with college departments, faculty, and students who sponsor various special event fund-raisers throughout the year to raise funds for scholarships. Such events have included:

- Golf Tournament to benefit the Book Loan Fund
- Easter Bunny Sales to benefit the Daniel J. Garvey Paralegal Scholarship
- Career Expo to benefit the Cooperative Education Scholarship
- Medieval Fool's Party and Silent Auction to benefit the Dollars for Scholars Fund
- Jazz and other concerts to benefit the Music Department's Scholarships: Arthur Chatfield Scholarship, James Johnson Piano Scholarship, and the Bobby Hackett Jazz Scholarship
- Raffle to benefit the Student Nurse Organization Scholarship
- "Spring into Brunch" Raffle to benefit the St. Dunstan's/Access Scholarship
- Candy bar sales to benefit the Joan Swedberg and Office Administration Scholarship Funds
- Carnation and Lollipop sales to benefit the M.Sue Higgins Memorial Scholarship for students in Computer Studies and Information Processing

Last year, the Foundation's endowment grew to over one-half million dollars.

The Foundation also sponsors special events for the College, provides financial support for speakers at the College's Commencement and Convocation exercises, and hosts the College's Anniversary celebrations and biennial Hall of Fame Induction ceremonies.



## ALLIED HEALTH

Emergency Fund for Nursing,  
Allied & Dental Health Students  
Radiography Scholarship  
Jane Thompson Scholarship  
XRI Scholarship  
Yatsko Scholarship

## BUSINESS ADMINISTRATION

Frank A. Orth Scholarship  
Pohle Scholarship  
Christina M. Liston Scholarship

## CHEMISTRY

Andrew & Mary Conroy  
Scholarship

## COMPUTER STUDIES & INFORMATION PROCESSING

M. Sue Higgins Memorial  
Fund (*proposed*)  
John W. Ruscito Scholarship  
Christina M. Liston Scholarship

## CRIMINAL JUSTICE & LEGAL STUDIES

Daniel J. Garvey Scholarship for  
Paralegal Studies (*proposed*)

## DENTAL HEALTH

Albert E. Carlotti Dental Hygiene  
Scholarship  
Emergency Fund for Nursing,  
Allied & Dental Health Students  
Dental Hygiene Faculty Awards  
Underhill Dental Hygiene Book  
Award

## FINE ARTS

Arthur Chatfield Scholarship  
Andrew & Mary Conroy  
Scholarship  
J. Emery Scholarship  
Bobby Hackett Jazz Scholarship  
James Johnson Piano Scholarship

## GENERAL PROGRAMS

A. C. Bessette Scholarship  
Andrew & Mary Conroy  
Scholarship  
J. Emery Scholarship  
Naylor Memorial Scholarship  
Uber/Testa Award

## NURSING

Benjamin Blacher Scholarship  
Emergency Fund for Nursing,  
Allied & Dental Health Students  
Student Nurse Organization  
Scholarship  
Warwick Branch of the  
International Sunshine  
Society Scholarship

## OFFICE ADMINISTRATION

Office Administration  
Department Scholarship  
Joan Swedberg Scholarship

## MISCELLANEOUS

Alumni Book Award  
Joe Andre, Jr. Student-Athlete  
Scholarship  
David J. Bedrosian Scholarship  
Book Fund  
Cooperative Education  
Scholarship  
Dollars for Scholars  
Scholarship  
Stephen Flaherty DECA  
Scholarship  
Hospital Trust Employees'  
Scholarship  
Lucy D. Medeiros Scholarship  
Phi Theta Kappa Scholarship  
Providence Journal-Bulletin  
Scholarship  
Prybyla National Guard  
Scholarship  
John W. Ruscito Scholarship  
St. Dunstan's/Access  
Scholarship  
Charles Sullivan Scholarship  
for Women Returning to  
College  
F. C. Tanner/Federal Products  
Employees' Scholarship



# CCRI FOUNDATION TRUSTEES

## BOARD OF DIRECTORS

**President - John I. Howell, Jr.**  
*Beacon Communications, Inc.*

**Vice President - Gerald P. Conroy**  
*New York County District Attorney's Office*

**Treasurer - Arthur G. Jenkins**  
*Schneider Securities, Inc.*

**Secretary - Betty J. Capaldo**  
*Junior Achievement of RI, Inc.*

**Immed. Past President - Roger N. Begin**  
*Fleet Management Services, Inc.*

**Jacqueline F. Baczenski**  
*Centreville Savings Bank*

**Deborah E. Bazzle**  
*Bazzle's Business Services*

**Ronald J. Caniglia**  
*Stand Corporation*

**Edward A. Carosi**  
*Uncle Tony's Pizza & Pasta Restaurants*

**Robert Carosi, Ex-officio**  
*RI VICA  
President, CCRI Alumni Association*

**Richard V. DiGennaro**  
*Kaplan, Moran, DiGennaro, Ltd.*

**George Graboys/Designee, Ex-officio**  
*Chairman, RI Board of Governors for Higher Education*

**Robert G. Henderson, Ex-officio**  
*VP Business Affairs/Treasurer, CCRI*

**Edward J. Liston, Ex-officio**  
*President, CCRI*

**Patricia A. Mathews**  
*Retired, RI Dept. of Children, Youth & Families*

**Ruth S. Morgenthau**  
*Brandeis University*

**Gerard M. Padden**  
*American Airlines*

**Thomas F. Policastro, Jr.**  
*Bristol County Foundation*

**Fred Ricci**  
*Todays Temporary*

**L. Robert Smith**  
*Waterman Engineering Company*

**William Z. Welsh, Jr.**  
*Brooks/Maxi Drug, Inc.*

**Rosemary Sullivan Zins, Ex-officio**  
*CCRI, Director of Institutional Advancement / CCRI Foundation Executive Director*

## TRUSTEES AT LARGE

**Joseph A. Beretta, Sr.**  
*The Robinson Green Beretta Corporation*

**Cheryl L. Bailey**  
*Registered Nurse*

**Roger Bergenheim**  
*Providence Business News*

**Thomas F. Brady**  
*Brady Enterprises, Inc.*

**Stephen Burns**  
*Consultant*

**Robert J. Campellone**  
*Smithfield Dodge, Inc.*

**Augustine Capotosto, Jr.**  
*Quality Management Systems*

**Robert E. Craven, Esq.**  
*Gianinni & Craven*

**Joseph DeAngelis, Esq.**  
*Tillinghast, Licht, Semonoff, Ltd.*

**Frank J. DeLuca**  
*Providence Country Day School*

**Patricia Horan Doyle**  
*RDW Group, Inc.*

**Richard Ernst**  
*XRI*

**Eva M. Mancuso Feeney, Esq.**  
*Hamel, Waxler, Allen, and Collins*

**John Fitzelle-Jones**  
*CCRI Campus Ministry*

**Richard J. Flannery**  
*Harvard Pilgrim Health Care of New England*

**Richard G. Fleischer**  
*Beacon Communications, Inc.*

**Peter S. Gallagher**  
*Insurance Services*

**David L. Goolgasian**  
*First Federal Savings Bank of America*

**Gregory F. Goulette**  
*Elizabeth Webbing Mills*

**Stephen L. Hines**  
*Landmark Medical Center*

**George J. Jezierny, Jr.**  
*The Robinson Green Beretta Corporation*

**Richard Kaplan**  
*Kaplan, Moran, DiGennaro, Ltd.*

**Alan J. Klitzner**  
*Klitzner Industries, Inc.*

**Paula Lahoud**  
*Women's Mentoring Program*

**Donna Matthews**  
*BankBoston / Hospital Trust*

**Edna O'Neill Mattson**  
*Community College of Rhode Island*

**Beverly B. McGuire**  
*Northwest Community Nursing & Health Service*

**S. June McRae**  
*Retired Educator*

**Lucy D. Medeiros**  
*Retired, CCRI*

**Norman D. Meyers**  
*New England Data Services, Inc.*

**Charles Miller**  
*RI Higher Education Assistance Authority*

**Timothy J. Moran**  
*McLaughlin & Moran, Inc.*

**Edward Murphy**  
*Murphy's Funeral Home*

**Blanche R. Murray**  
*Retired*

**David Nash**  
*Central RI Chamber of Commerce*

**Mildred T. Nichols**  
*RI Occupational Information Coordinating Committee*

**Joseph M. Polisena**  
*RI State Senate*

**Louis Pullano**  
*Community College of Rhode Island*

**John C. Revens, Jr.**  
*Revens, Lanni, Revens & St. Pierre*

**Arthur S. Robbins**  
*Robbins Properties*

**Sheldon Rodman**  
*Rodman Real Estate*

**John H. St. Sauveur**  
*Retired - Valley Resources, Inc.*

**Deborah A. Smith**  
*Designee, RI Board of Governors*

**Solomon A. Solomon**  
*Community College of Rhode Island*

**George R. Sousa**  
*Community College of Rhode Island*

**Charles Sullivan**  
*Community College of Rhode Island*

**Patricia Sylvia**  
*Cox Communications, Inc.*

**Marlene Twaddell**  
*Former Development Officer*

**Thomas Underhill**  
*RI State Police*

**Carol Wade**  
*Citizens Bank*

**Frank A. Orth (Honorary Member)**  
*Retired, CCRI*



**U.S. Department of Education**  
Office of Educational Research and Improvement (OERI)  
National Library of Education (NLE)  
Educational Resources Information Center (ERIC)



# REPRODUCTION RELEASE

(Specific Document)

## I. DOCUMENT IDENTIFICATION:

|  |                                   |
|--|-----------------------------------|
| Title:<br>ANNUAL REPORT 1997 COMMUNITY COLLEGE OF RHODE ISLAND |                                   |
| Author(s): Nancy V. Abood, William LeBlanc, Susanne M. Racca   |                                   |
| Corporate Source:  | Publication Date:<br>January 1998 |

## II. REPRODUCTION RELEASE:

In order to disseminate as widely as possible timely and significant materials of interest to the educational community, documents announced in the monthly abstract journal of the ERIC system, *Resources in Education* (RIE), are usually made available to users in microfiche, reproduced paper copy, and electronic media, and sold through the ERIC Document Reproduction Service (EDRS). Credit is given to the source of each document, and, if reproduction release is granted, one of the following notices is affixed to the document.

If permission is granted to reproduce and disseminate the identified document, please CHECK ONE of the following three options and sign at the bottom of the page.

|  |  |  |
|--|--|--|
| <p>The sample sticker shown below will be affixed to all Level 1 documents</p> <div style="border: 1px solid black; padding: 5px;"> <p align="center">PERMISSION TO REPRODUCE AND DISSEMINATE THIS MATERIAL HAS BEEN GRANTED BY</p> <p align="center">_____ Sample _____</p> <p align="center">TO THE EDUCATIONAL RESOURCES INFORMATION CENTER (ERIC)</p> </div> <p align="center">1</p> <p align="center">Level 1</p> <p align="center">↑</p> <div style="border: 1px solid black; width: 20px; height: 20px; margin: 0 auto; text-align: center; line-height: 20px;">X</div> | <p>The sample sticker shown below will be affixed to all Level 2A documents</p> <div style="border: 1px solid black; padding: 5px;"> <p align="center">PERMISSION TO REPRODUCE AND DISSEMINATE THIS MATERIAL IN MICROFICHE, AND IN ELECTRONIC MEDIA FOR ERIC COLLECTION SUBSCRIBERS ONLY, HAS BEEN GRANTED BY</p> <p align="center">_____ Sample _____</p> <p align="center">TO THE EDUCATIONAL RESOURCES INFORMATION CENTER (ERIC)</p> </div> <p align="center">2A</p> <p align="center">Level 2A</p> <p align="center">↑</p> <div style="border: 1px solid black; width: 20px; height: 20px; margin: 0 auto;"></div> | <p>The sample sticker shown below will be affixed to all Level 2B documents</p> <div style="border: 1px solid black; padding: 5px;"> <p align="center">PERMISSION TO REPRODUCE AND DISSEMINATE THIS MATERIAL IN MICROFICHE ONLY HAS BEEN GRANTED BY</p> <p align="center">_____ Sample _____</p> <p align="center">TO THE EDUCATIONAL RESOURCES INFORMATION CENTER (ERIC)</p> </div> <p align="center">2B</p> <p align="center">Level 2B</p> <p align="center">↑</p> <div style="border: 1px solid black; width: 20px; height: 20px; margin: 0 auto;"></div> |
|--|--|--|

Check here for Level 1 release, permitting reproduction and dissemination in microfiche or other ERIC archival media (e.g., electronic) and paper copy.

Check here for Level 2A release, permitting reproduction and dissemination in microfiche and in electronic media for ERIC archival collection subscribers only

Check here for Level 2B release, permitting reproduction and dissemination in microfiche only

Documents will be processed as indicated provided reproduction quality permits.  
If permission to reproduce is granted, but no box is checked, documents will be processed at Level 1.

*I hereby grant to the Educational Resources Information Center (ERIC) nonexclusive permission to reproduce and disseminate this document as indicated above. Reproduction from the ERIC microfiche or electronic media by persons other than ERIC employees and its system contractors requires permission from the copyright holder. Exception is made for non-profit reproduction by libraries and other service agencies to satisfy information needs of educators in response to discrete inquiries.*

**Sign here, → ease**

|  |  |                   |
|--|--|-------------------|
| Signature:   | Printed Name/Position/Title: Director, Institutional Research & Planning |                   |
| Organization/Address: Community College of Rhode Island<br>400 East Avenue<br>Warwick, RI 02886-1807 | Telephone: 401-825-2225  | FAX: 401-825-2418 |
|  | E-Mail Address: leblanc@ccri.cc.ri.us                                    | Date: 10/13/98    |



110  
1A2

### III. DOCUMENT AVAILABILITY INFORMATION (FROM NON-ERIC SOURCE):

If permission to reproduce is not granted to ERIC, or, if you wish ERIC to cite the availability of the document from another source, please provide the following information regarding the availability of the document. (ERIC will not announce a document unless it is publicly available, and a dependable source can be specified. Contributors should also be aware that ERIC selection criteria are significantly more stringent for documents that cannot be made available through EDRS.)

|                        |
|------------------------|
| Publisher/Distributor: |
| Address:               |
| Price:                 |

### IV. REFERRAL OF ERIC TO COPYRIGHT/REPRODUCTION RIGHTS HOLDER:

If the right to grant this reproduction release is held by someone other than the addressee, please provide the appropriate name and address:

|          |
|----------|
| Name:    |
| Address: |

### V. WHERE TO SEND THIS FORM:

|   |
|---|
| <p>Send this form to the following ERIC Clearinghouse:</p> <p style="text-align: center;"> <b>Willy Yu</b><br/> <b>ERIC® Clearinghouse for Community Colleges</b><br/> <b>University of California, Los Angeles</b><br/> <b>3051 Moore Hall, Box 951521</b><br/> <b>Los Angeles, CA 90095-1521</b> </p> |
|---|

However, if solicited by the ERIC Facility, or if making an unsolicited contribution to ERIC, return this form (and the document being contributed) to:

Institutional Research

