

DOCUMENT RESUME

ED 421 296

PS 026 845

TITLE Curriculum Handbook for Parents, 1998-1999. Catholic School Version. Grade 3. Second Edition.

INSTITUTION Alberta Dept. of Education, Edmonton.

ISBN ISBN-0-7732-9901-7

PUB DATE 1998-00-00

NOTE 37p.; The Alberta Education "Curriculum Handbooks for Parents" series is published periodically in new editions, one for each grade/academic level, usually with only slight changes from the prior edition. There are two smaller series, one set for public schools and one set for Catholic schools. For the 1997 series, see ED 410 040-049. For the 1998 series, see PS 026 832-852.

AVAILABLE FROM Learning Resources Distributing Centre, 12360-142 Street, Edmonton, Alberta, Canada, T5L 4X9; phone: 403-427-5775; World Wide Web: <http://ednet.edc.gov.ab.ca>

PUB TYPE Guides - Non-Classroom (055)

EDRS PRICE MF01/PC02 Plus Postage.

DESCRIPTORS Art Education; *Catholic Schools; *Educational Objectives; *Elementary School Curriculum; *Elementary School Students; Fine Arts; Foreign Countries; *Grade 3; Health Education; Language Arts; Mathematics Curriculum; Outcomes of Education; Parent Participation; Physical Education; Primary Education; Religious Education; Science Curriculum; Second Language Instruction; Social Studies; Technology Education

IDENTIFIERS Alberta

ABSTRACT

Parental involvement is critical to a child's success in school. This handbook provides parents with information about the Grade 3 curriculum in Catholic schools in Alberta, Canada. Based on the Alberta Education "Program of Studies: Elementary Schools," the handbook describes the knowledge, skills, and attitudes Catholic school students in Alberta are expected to demonstrate when they have completed the Grade 3 curriculum, including samples of what students are expected to learn in each subject. Following introductory material, sections include: (1) "What Is Curriculum?"; (2) "Religious Education"; (3) "Language Arts"; (4) "Mathematics"; (5) "Science"; (6) "Social Studies"; (7) "Learner Outcomes in Technology"; (8) "Physical Education"; (9) "Health"; (10) "Fine Arts"; and (11) "Languages Other Than English." The handbook concludes with a one-page questionnaire asking for feedback on the handbook. (LPP)

* Reproductions supplied by EDRS are the best that can be made *
* from the original document. *

ED 421 296

Curriculum Handbook *for* Parents

U.S. DEPARTMENT OF EDUCATION
Office of Educational Research and Improvement
EDUCATIONAL RESOURCES INFORMATION
CENTER (ERIC)

This document has been reproduced as received from the person or organization originating it.

Minor changes have been made to improve reproduction quality.

Points of view or opinions stated in this document do not necessarily represent official OERI position or policy.

1998-1999


Catholic School Version

3

GRADE

THREE

026845



PERMISSION TO REPRODUCE AND
DISSEMINATE THIS MATERIAL HAS
BEEN GRANTED BY

C. Andrews

TO THE EDUCATIONAL RESOURCES
INFORMATION CENTER (ERIC)

1

Alberta
EDUCATION

ALBERTA EDUCATION CATALOGUING IN PUBLICATION DATA

Alberta. Alberta Education.

Curriculum handbook for parents 1998-1999 : grade 3

URL: <http://ednet.edc.gov.ab.ca>

ISBN 0-7732-9896-7

1. Education—Alberta—Curricula—Handbooks, manuals, etc.

I. Title.

LB1564.C2.A333 1998

375.37

Copyright © 1998, the Crown in Right of Alberta, as represented by the Minister of Education.

Alberta Education, 11160 Jasper Avenue, Edmonton, Alberta, T5K 0L2. All rights reserved.

Additional copies may be purchased from the Learning Resources Distributing Centre,

12360 - 142 Street, Edmonton, Alberta, T5L 4X9, telephone 403-427-5775; or, from one of the Queen's

Printer Bookstores, telephone 403-427-4952, Edmonton; or, telephone 403-297-6251, Calgary.

Outside of Edmonton dial 310-0000 to be connected toll free.

Permission is given by the copyright owner to reproduce this handbook for educational purposes and on a nonprofit basis.

Curriculum Handbook
for **Parents**

1998–1999

Catholic School Version

GRADE 3

Table of *Contents*

Message from the Minister of Education	<i>iii</i>
Letter from Archbishop MacNeil	<i>iv</i>
Introduction to the Grade 3 Handbook	<i>v</i>
Introduction to the Elementary School Curriculum	<i>1</i>
What Is Curriculum?	<i>2</i>
Religious Education	<i>3</i>
Language Arts	<i>7</i>
Mathematics	<i>8</i>
Science	<i>14</i>
Social Studies	<i>17</i>
Learner Outcomes in Technology	<i>19</i>
Physical Education	<i>19</i>
Health	<i>21</i>
Fine Arts	<i>23</i>
Languages Other Than English	<i>25</i>
Feedback	<i>29</i>

Message from the **Minister of Education**




While students are at the centre of the education system, you, as parents are a vital partner. Your involvement in your child's education is critical to his or her success. To be the pathfinder, to help your child, you need to know what s/he is learning and when.

The *Curriculum Handbook for Parents* series is your guide to each stage of learning. It is a clear outline of what we expect our students to learn at each stage of their education. When you know what is expected at school, you can provide the home support students need. By reading about what your student is learning at school and discussing it at home, you do more than learn what is happening at school. You show your child that you value education.

This is the second edition of the handbook series. It reflects suggestions of parents, teachers and other education partners. I would like to thank those people whose comments helped us improve this edition.

I also would like to thank the eight school boards who worked on the development of the original handbooks – Edmonton Public, Edmonton Separate, Elk Island, Sturgeon, St. Albert Protestant, Greater St. Albert Catholic, Sherwood Park Separate and Black Gold.



Gary G. Mar, Q.C.
Minister of Education
M.L.A., Calgary Nose Creek



Office of the Archbishop

8421 - 101ST AVENUE
EDMONTON, ALBERTA
T6A 0L1

PH. (403) 469-1010
FAX. (403) 465-3003

Dear Parents and Guardians:

On behalf of the Catholic Bishops of Alberta, I welcome this opportunity to affirm you in your role as parents in the education of your children and wish to express my appreciation to the Government of Alberta and Alberta Education for this 'Curriculum Handbook for Parents'.

The Church has always recognized with confidence that you, parents, are the first and primary educators of your children, especially with regards to education in the faith. This is a noble, yet, challenging calling that is rightfully yours. Today, therefore, because of the many diverse pressures and influences on our children, your role is vital in working with our schools to continue to provide the best possible education for our children. To those of you who have entrusted your children to a Catholic school, be assured that it is with great respect for these facts that we support you in your role. I encourage you to work closely with our Catholic schools by joining your local school councils or parent groups. Be a strong voice for the Catholic identity of schools. In this regard, you will share in a concrete and invaluable way in the central mission of the Church which is to proclaim Jesus and his Gospel in the world today and, in so doing, hand on our faith to our children.

I commend Alberta Education for providing parents with this practical Curriculum Handbook. It is a clear presentation of what parents can expect of our Alberta schools (Public and Catholic), and by its very existence also acknowledges how important you are as parents in your children's education. In it, you will find a comprehensive presentation of the content and expectations of the Religious Education Program written and approved by the Canadian Conference of Catholic Bishops. It reflects the essential character of Catholic schools as communities of learning where as an old friend wrote, "... God, God's truth and God's life are integrated into the entire syllabus, curriculum and life of the school."

Let us continue to grow together into Christ.

J. N. MacNeil
Archbishop of Edmonton
President, Alberta Bishops' Conference


Introduction to the Grade 3 Handbook

This handbook provides parents with information about the Grade 3 curriculum—the knowledge, skills and attitudes students in Alberta are expected to demonstrate when they have completed the Grade 3 curriculum. It is based on the Alberta Education *Program of Studies: Elementary Schools*. The handbook includes samples of what students are expected to learn in each subject. The complete curriculum for Grade 3 is available in all Alberta elementary schools.

Introduction

TO THE ELEMENTARY SCHOOL CURRICULUM

Alberta Education specifies what all students in Grade 1 to Grade 6 are expected to learn and be able to do. The curriculum is organized into separate subjects or course areas and is designed to enable teachers to make connections across subjects, and to develop programming that accommodates a range of student needs. We expect that teaching methods and schedules will vary from school to school and from class to class to meet the diverse learning needs of students.



What Is Curriculum?

Curriculum describes what students are expected to learn. In Alberta, curriculum is developed by Alberta Education and is described in documents called programs of study for elementary, junior high and senior high schools.

The curriculum specifies what all students in the province are expected to learn in each subject area at each grade level. It is developed by Alberta Education in consultation with teachers, administrators, parents, representatives from post-secondary institutions, and professional and community groups.

Within the context of Catholic schools, the curriculum in all of its aspects—content, the teaching process, and the total school environment—reflects the values of faith, hope, charity, forgiveness and justice as found in the gospels and the message of Jesus Christ as understood by the Catholic Church.

Teachers are responsible for using the curriculum to plan their teaching activities and set appropriate levels of challenge according to students' learning needs and abilities. Teachers regularly assess student progress and report to parents, students and school administrators.

As well as being assessed by their teachers, students write provincial achievement tests in grades 3, 6 and 9. Grade 3 students write achievement tests in language arts and mathematics. Grades 6 and 9 students write achievement tests in language arts, social studies, mathematics and science. The results of these achievement tests are provided to school boards and schools. Parents may ask for their child's test results at their local school.

Information about provincial achievement testing in grades 3, 6 and 9 is provided in an Alberta Education publication called, *Parent Guide to Provincial Achievement Testing*. Individual guides for Grade 3 and for Grade 6 are available in elementary schools. The Grade 9 guide is available in junior high schools. The publications also may be obtained from Alberta Education's Student Evaluation Branch by calling 403-427-0010 or, outside of Edmonton, dial 310-0000 to be connected toll free.

In Catholic schools there are many opportunities for integrating gospel values and nurturing the presence of God in our midst within the curriculum. Teachers will determine where religious education and church teaching can be integrated with other subjects.

Religious Education



Religious education is an essential and integral part of the life and culture of a Catholic school. Through it, students are invited to develop the knowledge, beliefs, skills, values and attitudes needed to build a relationship with God and community through the person of Jesus Christ. Religious education shares the same goals and objectives set forth for all good education, that is, the growth and development of the whole person in all his or her dimensions—physical, intellectual, emotional, social and spiritual.

Religious education has four essential characteristics.

It is **Trinitarian**. It recognizes God as the creator of all things who gives us Jesus. It is Jesus who reveals God to us, and in turn reveals God's Spirit, through whom we understand our faith and live Christian lives.

It is based on **Sacred Scripture** through which we hear the mystery of God revealed, the call to be in relationship with God and each other, and also use as prayer.

It is based on the **life experience** of the students through which they are invited to discern signs of God in their daily lives.

It is presented within the tradition of the **Catholic faith community** which, based on Church teachings, sacramental and liturgical life, provides students with experiences of faith, prayer, love and justice.

With an awareness of the uniqueness of each student's life experience and a recognition that religious development takes place through a process of stages and within a community, it is expected that program presentation will vary from place to place to meet the diverse learning and religious formation needs of all students.

Religious Education Programs for elementary and junior high schools are authorized by the Bishop of the local diocese. Some school districts have developed supplementary resources and adapted the program to better meet local needs.

The Grade 3 Religious Education Program invites students to explore their belonging to God in the community of faith, the Church. The students study the Church as the people of God gathered in the Spirit of the Lord Jesus. They reflect on the Church as a visible expression of God's Spirit among us, as a community which gathers those who follow Jesus to express and celebrate faith in him, and, to live and act through his Holy Spirit.

Students explore these themes through the study of 10 units:

Unit 1. We welcome and gather in the Spirit.

The students welcome one another, get acquainted, begin to create their classroom environment and gather their hopes and dreams for the year. They reflect on God's dream of gathering people into one family. The students celebrate and savour that dream.

Unit 2. The Holy Spirit gathers and feeds us at Eucharist.

The students deepen their experience of gathering and focus on the Eucharist as the central act of gathering the Christian community. They begin to see the eucharistic action as the activity of the Holy Spirit working toward God's dream of gathering all people into "one body, one spirit, in Christ". The students engage in the preparation and celebration of the Eucharist.

Unit 3. The Holy Spirit calls and anoints us in Baptism and Confirmation.

The students reflect on the Eucharist and on their membership in this assembly of God's people. They explore Baptism and Confirmation as ritual celebrations of their initiation into Christ. As they explore these they begin to recognize that the sacraments of initiation call and empower everyone to serve others.

Unit 4. The Holy Spirit comes upon Advent people.

The students are invited to experience the true meaning of the season of Advent. Through ritual, symbol and story they enter into the hopes and expectations of the season, to better understand the meaning of God's coming among us, and to see how Jesus continues to come into our lives today. The students celebrate the hope of God's dream to gather all people together into Christ.

Unit 5. The Holy Spirit dwells in Jesus.

The students are invited into the mystery of Christmas and the celebration of God's dwelling among us. They begin to explore the activity of the Holy Spirit in Jesus' ministry and how this power of the Spirit helps Jesus to accomplish God's dream.

Unit 6. The Holy Spirit dwells in the followers of Jesus.

The students explore how Jesus, filled with the Holy Spirit, begins the gathering of God's people through the calling of men and women as disciples. They are invited to see the working of the Spirit in the new community called the Church. The students enter into the stories of people who are witnesses to the actions of the Spirit in our time.

Unit 7. The Holy Spirit fills the whole earth.

The students are invited to see all of creation as Spirit filled and to recognize the role and responsibility of human beings in caring for God's creation. As "images of God" they see that what they do can make a difference. They are invited to praise and bless God for creation.

Unit 8. The Holy Spirit reconciles people.

The students explore the experience and reality of evil, and the activity of the Holy Spirit as the power that makes reconciliation and forgiveness possible in our world. They reflect on Jesus' understanding of forgiveness, and on their own readiness to celebrate the Sacrament of Reconciliation. They reflect on the love of God as shown in the Passion of Jesus and how this love heals our sin and division.

Unit 9. The Holy Spirit gives new life.

The students savour the Easter feast and enter into the mystery of new life in the Spirit. They hear about people who have experienced the power of Jesus' resurrection in their lives and begin to see how that "new life in the Spirit" is witnessed in the actions of people.

Unit 10. The Holy Spirit is alive.

The students are invited to enter into their participation of the great gathering of God which is the Church. They gather with the community to listen to God's word and recite the Creed, symbolizing who we are in Christ.

The school, through the Religious Education Program, complements parents in their role as primary and principal educators of children. Home and family play a vitally important role in the faith development of children. Within the family, seeds of faith are planted. Family relationships and daily experiences are major factors in shaping a child's values, attitudes and Catholic identity. Regular religious practice and the application of classroom learning to daily life are critical parts of religious formation.

Prayer is an integral part of the Religious Education Program and of each school day since intimacy with God is the ultimate goal of Catechesis. Respecting the individual differences of children and our changing human needs, prayer is experienced in many different ways: silent reflection, guided imagery, scriptural prayer, song and formal community prayer. As we enter into prayer we give praise and thanks for God's loving presence, and call upon the Spirit to guide, nourish and empower our lives through Jesus Christ.

Teaching the sacraments occurs within each of the Religious Education Programs. Sacraments celebrate the presence of Christ in our lives. They are effective signs that make God present to us in love, healing and the transformation of our lives. Eucharist and Reconciliation are an essential part of each child's religious formation and a necessary grounding for a mature faith. As with many basic themes, Eucharist and Reconciliation are introduced in Grade 1, but continue to be deepened and

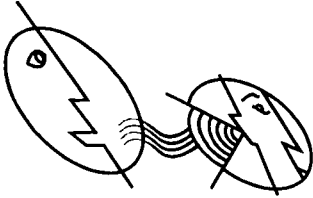
intensified in each year thereafter. Children who have not yet celebrated First Communion or First Reconciliation are encouraged to contact their parish to begin their immediate preparation for the sacraments.

The Religious Education Program interprets for the student what the Catechism of the Catholic Church teaches about our faith in a manner appropriate to the age and development of the students. Not everything in the Catechism is incorporated because, as the Catechism itself points out, what is taught must be adapted to the "differences of culture, age, spiritual maturity, and social and ecclesial conditions among all those to whom it is addressed" (#24). Specific excerpts are quoted at the end of each theme for the teacher to help root the contents and activities of the theme in Church tradition.

The Religious Education Program is structured around the church liturgical year. This enables students to live and express faith in an integrated way at school, at home and in the parish community.

Language Arts

Throughout elementary school, students are expected to use language to learn, and learn to use language. Language is an integral part of learning, and takes place in and across all subject areas. Student performance in all subject areas is influenced by competency in language arts.



As students move from grade to grade, they use the language skills they have already learned through reading, writing, listening, speaking and viewing to increase their knowledge and skills of language. Opportunities are provided for students to use those skills in a new context and with more challenging learning materials. In language arts, students will demonstrate increasing confidence and improve their abilities to use language to explore, construct and communicate meaning.

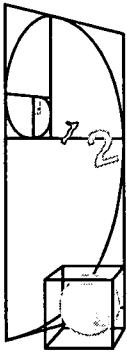
In a Catholic school, students are invited to consider how the knowledge, skills and values studied within the language arts curriculum are integrated with other subject areas, including religious education, and reflect the Catholic identity of the school.

By the end of Grade 3, students are expected to:

- use word analysis strategies, such as breaking words into syllables and using the dictionary, to help them recognize and understand new words
- identify unfamiliar words, by making predictable associations between letters and sounds
- forecast possible results or outcomes in a story
- use punctuation cues to improve their reading comprehension
- vary sentence beginnings in their speaking and writing
- develop plans to organize their investigation of new ideas, information or experiences
- select and write on topics for familiar audiences
- use *italics*, **boldface** and indentation to assist them as readers and writers
- use guide words to locate information in a dictionary or thesaurus
- recognize the meaning of common expressions
- recognize English words and expressions borrowed from other cultures or languages
- categorize ideas as fiction or fact
- recognize stereotypical characters
- recognize techniques used by writers and speakers to create humour
- recognize that writers and speakers use titles to indicate what is to come and use this strategy in their writing
- express differing viewpoints in a discussion

- link ideas in their writing and speaking, by using words such as: as well, also, and
- spell, correctly, frequently used vocabulary words
- produce writing that is consistent in style and orientation; for example, consistent slant
- use proper formats for friendly letters
- create a table of contents and section headings in a report
- focus their talk or writing on the important ideas related to the topic
- assess the plausibility of ideas and situations encountered in their reading
- compose stories that contain elements of story structure; for example, setting, problem and resolution.

Mathematics



Mathematics is a common human activity, increasing in importance in a rapidly advancing, technological society. A greater proficiency in using mathematics increases the opportunities available to individuals. Students need to become mathematically literate in order to explore problem-solving situations.

At all levels, students benefit from working with appropriate materials, tools and contexts when constructing personal meaning about new mathematical ideas.

The main goals of mathematics education are to prepare students to:

- use mathematics confidently to solve problems
- communicate and reason mathematically
- appreciate and value mathematics
- commit themselves to lifelong learning
- become mathematically literate adults, using mathematics to contribute to society.

As students acquire the specified outcomes, they will also be expected to use the following seven mathematical processes:

Communication
 Connections
 Estimation and Mental Mathematics
 Problem Solving
 Reasoning
 Technology
 Visualization.

The mathematics content is organized into four strands:

- Number
- Patterns and Relations
- Shape and Space
- Statistics and Probability.

Number


By the end of Grade 3, students will:

- ◆ Develop a number sense for whole numbers 0 to 1000, and explore fractions (fifths and tenths).

Sample Student Tasks

- Begin counting from 267 by fives. Stop after ten counts. What pattern helps you skip-count accurately? Predict the number you will say after ten more skip-counts. Test your prediction.

- Estimate the number of dots in the diagram.
How did you get your estimate?
Count the dots.
Was your estimate close?



- Use base-10 blocks. Find several ways to show the number 257. Record each way you find with pictures. Complete the table for each way you find. Discuss how to build the number with the least amount of pieces.

H	T	O

- Show 333, in several ways, on your calculator, without using the 3 key.

- Briana used a hundred chart to show which numbers can be divided into equal parts. Use a hundred chart to show the following:
 - numbers that can be divided into ten equal parts
 - numbers that can be divided into five equal parts
 - numbers that can be divided into two equal parts but not five equal parts
 - numbers that can be divided into 2, 5 and 10 equal parts.
- Look at the name below:

JASON BLACKBERRY

What fraction of the letters in the first name are vowels?

Use grid paper to outline a rectangle that can be used to show the fraction of letters in the first name that are not vowels.

Name the fraction and, using green, colour the part of the grid that shows the fraction.

Repeat the activities for the last name.

Do most names have a greater fraction of consonants than vowels?

Report the findings of your investigation in your journal.

- ◆ Apply an arithmetic operation (addition, subtraction, multiplication or division) on whole numbers, and illustrate its use in creating and solving problems.

Sample Student Tasks

- Gabriella wrote in her journal.

$$581 - 249$$

“To subtract 249 from 581, I add one to both numbers. Then the problem is easy to solve.”

Use base-10 blocks to explain Gabriella’s subtraction method. What is the answer?

What would Gabriella do with this question?

$$235 - 96$$

Show how you might use numbers and symbols to record your thinking.

- Draw a picture to show how thirty-three cookies can be shared equally by six children.
- Use the following grids to do addition and multiplication.

+	0	1	2	3	4	5	6	7	8	9
0										
1										
2										
3										
4										
5										
6										
7										
8										
9										

X	0	1	2	3	4	5	6	7
0								
1								
2								
3								
4								
5								
6								
7								

- ◆ Use and justify an appropriate calculation strategy or technology to solve problems.

Sample Student Tasks

- Amy says she corrects her own calculations by adding to check subtraction and subtracting to check addition.

Use Amy's strategy to check her work.

$$\begin{array}{r} 727 \\ +264 \\ \hline 991 \end{array} \qquad \begin{array}{r} 806 \\ -369 \\ \hline 447 \end{array}$$

Do you think Amy's calculations are correct? Explain.
Redo any calculations that are incorrect.

Patterns and Relations

By the end of Grade 3, students will:

- ◆ Investigate, establish and communicate rules for numerical and non-numerical patterns, including those found in the home, and use these rules to make predictions.

Sample Student Tasks

- Look carefully at the numbers provided in the table.

Top row	1	2	3		5	6
Bottom row		16		32	40	

What number do you think belongs in the empty box on the top row of the chart? Why?

What numbers belong in the empty boxes in the bottom row? Why?

Complete the chart. You may use a calculator.

Explain in writing what it tells you about spiders.

Write a number sentence to show how to calculate the number of legs on six spiders.

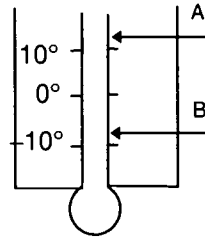
Shape and Space

By the end of Grade 3, students will:

- ◆ Estimate, measure and compare, using whole numbers and primarily standard units of measure.

Sample Student Tasks

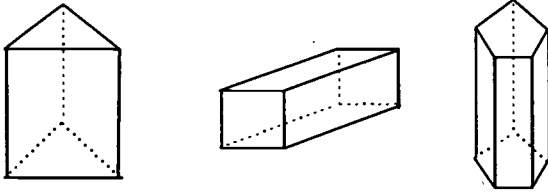
- Olenka needs to measure the length of her classroom. She has a measuring tape that is only 150 cm long and is divided into mm, cm, dm and m. What unit should she use? Explain your reason. Use a measuring tape to measure the length of your room.
- You are to fill an ice cream pail with water. Which would be best to use to fill the pail—a cup, a spoon, a litre milk carton or a pop can? Explain. Now, using the measuring object chosen, carry out the task and record your findings in your journal.
- Study the thermometer.
Print the temperatures indicated by arrows A and B.
Research the high and low temperatures in your community last year.
Draw a thermometer.
Label and identify both the high and low temperatures.



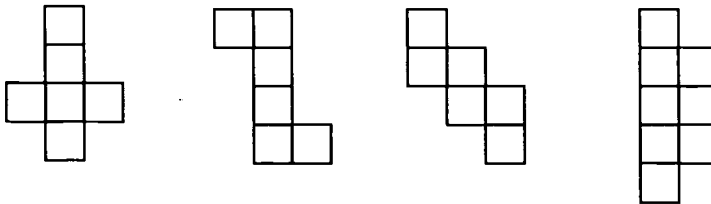
- ◆ Describe, classify, construct and relate 3-dimensional objects and 2-dimensional shapes.

Sample Student Tasks

- Count the number of faces and vertices. Is there a pattern? Explain.



- Cut out around these shapes. Which will fold into a box (cube)? Show me.



- Choose an appropriate empty container to demonstrate:
parallel faces/lines
perpendicular faces/lines
intersecting faces/lines.
- ◆ Use numbers and direction words to describe the relative positions of objects in one dimension, using everyday contexts.

Sample Student Tasks

- Let the front of the room be North. The student “turtle” always begins by facing North. Plan a program to move a student “turtle” from your desk to the classroom door, using directions and the number of steps. Test your program. Does it work?

Statistics and Probability

By the end of Grade 3, students will:

- ◆ Collect first- and second-hand data, display the results in more than one way, and interpret the data to make predictions.

Sample Student Tasks

- Five friends each recorded the number of minutes to get to and from school in one week.

Ron	70
Dan	100
Juan	450
Beth	200
Dana	90


About how many minutes per day does each student spend getting to and from school?
What might Juan say when he looks at the total time spent getting to and from school by his four friends? Why?

- ◆ Use simple probability experiments, designed by others, to explain outcomes.

Sample Student Tasks

- How many ways can 2 counters, of two different colours, land when they are spilled?
Explain your answer with coloured drawings, and compare your drawings with those of a classmate.
If you spill the counters 10 different times, what colour combination would you expect to see most often? Why?
Conduct an experiment to test your prediction. Keep a record of each turn.
Was your prediction correct?
Repeat your experiment two more times. Carefully keep records of your results.
What is your conclusion?

Science



Learning about science helps students to understand and interpret the world around them. The purpose of the program is to encourage and stimulate children's learning by nurturing their sense of wonderment, by developing skill and confidence in investigating their surroundings, and by building a foundation of experience and understanding upon which later learning can be based.

In elementary science, students develop their skills of inquiry and problem solving. In science inquiry, the focus is on asking questions, exploring materials and finding answers based on evidence. In problem solving, the focus is on practical tasks—finding ways of making and doing things to meet a specific need, using available materials.

In a Catholic school, students are invited to consider how issues of stewardship, morals, ethics and Catholic teaching can be integrated appropriately into the science curriculum.

By the end of Grade 3, students are expected to:

- identify patterns and order in objects and events studied; and, with guidance, record observations using pictures, words and charts; and make predictions and generalizations, based on observations
- investigate a practical problem, and develop a possible solution.

The science program also plays a role in the development of student attitudes. At all levels of the elementary science program, students are expected to demonstrate positive attitudes toward the study of science and the application of science in responsible ways.

Five topics are identified for Grade 3.

Rocks and Minerals

Students learn about materials found on Earth's surface—rocks, minerals and soil. By closely examining sample rocks, students discover similarities and differences, and explore these, using simple tests and tools. Students learn that each kind of rock has a set of characteristics and that these can be used in classifying and identifying them. In studies of soil, students discover that the component materials include rock fragments and remains of living things, and that different soils have different compositions. Students learn that rock and soil characteristics are important to their use within the community.

By the end of Grade 3, students are expected to:

- demonstrate knowledge of materials that comprise Earth's crust, and demonstrate skill in classifying these materials.

Building with a Variety of Materials

Students use a variety of tools and simple techniques to build things for specific purposes. Their tasks may require that a bridge be built between two desks, a model lookout tower be constructed, or a water container be made all from available materials. Through these projects, students learn the value of safety and good workmanship and that different materials and designs can be used to obtain the same result. They learn that working together on a common task is easier when ideas and materials are shared.

By the end of Grade 3, students are expected to:

- use, safely, a variety of tools, techniques and materials in construction activities
- construct structures, using a variety of materials and designs, and compare the effectiveness of the various materials and designs for their intended purposes.

Testing Materials and Designs

Students study the materials and designs used in construction tasks. They compare paper, clay, cardboard, styrofoam or other available materials to see which are the strongest, which resist bending, crushing or tearing, and which are most easily shaped and joined. They test different shapes and thicknesses to find out what makes a structure strong and stable and to find out how much material is needed. Throughout this topic, students learn that many things are considered when materials and designs are selected and that different tasks may require different materials and designs.

By the end of Grade 3, students are expected to:

- evaluate the suitability of different materials and designs for their use in a building task.

Hearing and Sound

Students explore the nature of sound, its sources, its qualities and what it is. They learn that sound is vibration and that changes in vibration can affect the loudness, pitch and quality of sound. They learn about sound travel by studying what things carry sound, what things make it louder or softer, and what happens to sound when it reaches their ears. The sensitivity of human ears and those of other animals is examined, as students learn about the safe use of this valuable sense.

By the end of Grade 3, students are expected to:

- describe the nature of sound
- demonstrate methods for producing and controlling sound.

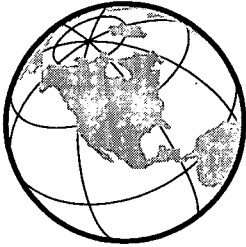
Animals Life Cycles

Students learn about the growth and development of animals and discover that different animals have different life cycles. By observing the life cycle of one small animal from its earliest stage to adulthood, students acquire a reference point for the study of other animals and come to appreciate the beauty and fragility of life. Students learn that the egg, larva, pupa and adult stages that are characteristic of many insects represent a different life story from that of the egg, young, adult life cycle that is common to most vertebrate animals. In studying these animals, students learn about the changes in needs of the young as they grow and develop and about the changing relationship between these animals and their environment.

By the end of Grade 3, students are expected to:

- describe the appearances and life cycles of some common animals, and identify their adaptations to different environments
- identify requirements for animal care.

Social Studies



In social studies, students develop the knowledge, skills and positive attitudes they need to be responsible citizens and contributing members of society. Students learn to acquire and evaluate information and ideas. They learn to interact with others and develop understanding and respect for people in Canada and other countries. The focus of the Grade 3 social studies program is communities—their history and their interdependence, and communities with a distinctive lifestyle.

In a Catholic school, students are invited to consider how issues of social justice, the contribution of the Church to community (locally and globally), and Church teaching can be integrated appropriately into the social studies curriculum.

Three topics are identified for Grade 3.

My Community in the Past, Present and Future

Students learn about the history of their own community from the past to the present by examining the changes that took place in the past and are taking place today, and by predicting what changes may occur in the future. Throughout the topic, the emphasis will be on the contribution of individuals and groups to a community (past and present).

By the end of Grade 3, students are expected to:

- understand that changes in their community have taken place in the past, are taking place today and will take place in the future
- understand that people in the community contribute to change
- identify possible sources and locations of information; for example, print, nonprint, interviews and surveys
- acquire information by listening to or reading simple historical accounts, through direct observation in the community and by interviewing parents
- read and interpret map symbols on a map of a local area, and locate one's own community in relation to others in Alberta
- develop an interest in local history
- appreciate that individuals can influence change.

Communities Need Each Other

Students learn about their own community, as well as other communities across Alberta and Canada. They become aware of some of the goods and services each community provides and that are exchanged between selected communities in Canada. The intent of this study is to develop an awareness of the need for exchange of goods and services between communities. Students will demonstrate an understanding of how communities depend on each other for the exchange of goods and services, focusing on economic interdependence among Canadian communities.

By the end of Grade 3, students are expected to:

- understand that people have needs and wants
- understand that goods produced and services available in one community may be different from those goods produced or services available in other communities
- understand that goods and services are exchanged between communities
- name, on a simple map of Canada, their province, country and selected communities under study
- illustrate, on a map of Canada, the origin of goods used by one's own family
- classify examples of goods and services, needs and wants and/or goods produced in rural and urban communities
- appreciate some of the problems associated with the exchange of goods and services
- learn to appreciate the importance of the exchange of goods and services among communities.

Special Communities

Students learn about one or more communities in which people are attempting to preserve a distinctive lifestyle. The people may live in or belong to a culturally distinctive community in Alberta or in Canada. One of the studies will focus on a contemporary Native community. The intent of the topic is to develop an increased sensitivity to the culture and lifestyles of other Canadians and an awareness that interaction with other people may bring about change.

By the end of Grade 3, students are expected to:

- know that people keep their customs and traditions in similar ways
- understand that people may change their customs and traditions
- understand that it is important to respect people who live in or belong to a special community
- present information in written form, applying the skills of revising and editing
- chart or draw a picture to show the contributions made to society by culturally distinctive groups
- appreciate the contributions made to society by culturally distinctive groups
- develop understanding of the forces that temper change in a distinctive community.

French Immersion

Students learning in a language that is not their first language requires that they spend time on second language development before moving into learning content. In order to accommodate this extra time requirement, the content of the social studies French immersion program has been reduced. Grade 3 students study two topics rather than three—*People in the Past, Present and Future* and *Canadian Communities*. The immersion program includes the same process skills as the English language program—locating, organizing, interpreting, analyzing, synthesizing and evaluating information; and mapping skills. The following concepts are covered: community, change, past, present, future, contribution, traditions—customs and respect.

Learner Outcomes in Technology

Alberta Education has prepared a framework of technology outcomes that students should achieve by the end of grades 3, 6, 9 and 12. Implementation of the technology outcomes will occur in September 2000. These outcomes are intended to be integrated in a variety of existing programs, such as English, mathematics, science and social studies. The information and communication technology outcomes that have been developed are considered basic knowledge and skills that all students will need as they progress through their schooling and in the future for preparation for further study or the workplace.

Physical Education



Physical education programs foster active, healthy lifestyles that enable students to recognize the importance of accepting responsibility for their physical, social and emotional well-being. Students in a well-balanced physical education program are provided with learning opportunities in seven dimensions of activity: physical fitness, games, gymnastics, dance, outdoor pursuits, aquatics, and track and field. The expectations for physical education are generally the same for students in grades 1, 2 and 3. Students are expected to demonstrate increased levels of performance over the three years.

Physical Fitness

Students are expected to:

- understand that physical fitness is essential to life
- understand safety principles as they apply to physical fitness activities
- experience success and enjoyment through participation in physical fitness activities.

Games

Students are expected to:

- move into spaces to avoid others
- understand the difference between offence and defence
- cooperate in partner and small group situations.

Gymnastics

Students are expected to:

- know the proper care and handling of equipment
- understand safety principles as they apply to gymnastic activity
- appreciate the performance of self and others.

Dance

Students are expected to:

- participate in a variety of rhythmic dance forms
- understand personal space and general space
- appreciate the aesthetics of dance.

Outdoor Pursuits

Students are expected to:

- apply and extend basic movement skills in outdoor pursuits
- understand applications of orienteering skills, such as using a compass to determine direction
- enjoy participation in outdoor games that require minimal organization.

Aquatics

Students are expected to:

- improve physical fitness through vigorous aquatic activities
- understand safety principles as they apply to activities in, on or near water.

At least one exposure to a swimming and water safety program is required during the elementary years.

Track and Field

Students are expected to:

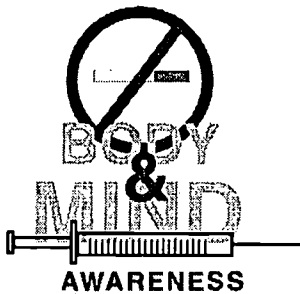
- throw small objects for distance
- understand the basic techniques applied to running, jumping and throwing events
- demonstrate responsibility and cooperation through involvement in the track and field program.

Health

Health education fosters the growth of knowledge, skills, attitudes and lifelong behaviours that will enable the student to assume responsibility for healthful living and personal well-being. The curriculum is organized around themes: self-awareness and acceptance, relating to others, life careers, and body knowledge and care.

In a Catholic school, these themes are taught within the context of the teachings of the Catholic Church. The local boards of many Catholic school districts have approved supplementary resources and adapted the curriculum to better meet the needs of their students, their families and their faith communities.

The child abuse prevention unit is an optional part of the health program. If this unit is offered in the school, parents decide if their child will participate.



Self-awareness and Acceptance

Students learn to consider and appreciate their self-worth and the self-worth of others. They learn about human emotions and positive ways of expressing them. They also learn about personal characteristics and how their personal actions and decisions influence their relationships with others.

By the end of Grade 3, students are expected to:

- learn ways to develop personal strengths
- develop ways to show positive feelings
- learn that growing up involves some failures and discouragements.

Relating to Others

Students learn to appreciate the qualities of others. They learn how to develop and maintain healthy relationships, and they understand the importance of healthy relationships with others at school.

By the end of Grade 3, students are expected to:

- develop friendships with other girls and boys
- learn that grown-ups can help with personal relationships.

Life Careers

Students learn to recognize their abilities and the abilities of others, and to understand the importance of work, occupations associated with work, and activities that help them prepare for work.

By the end of Grade 3, students are expected to:

- demonstrate positive attitudes toward themselves and others
- recognize that mastery of the basic skills will someday enhance their general employability
- recognize that habits developed in school have employment implications.

Body Knowledge and Care

Students are expected to understand the structure, function and development of the body, and to appreciate the importance of good nutrition to good health. As well, students appreciate factors that contribute to healthful growth, understand how sickness and disease can be prevented, understand safety practices, and appreciate threats and aids to personal health and safety in their community.

By the end of Grade 3, students are expected to:

- become aware that nutrition and physical exercise affect body weight and strength
- identify food requirements
- understand that cleanliness is a factor in how others feel about us
- learn to refuse to accept substances (drugs, alcohol, tobacco)
- identify and describe individuals with special knowledge and skills affecting community safety
- understand the importance of regular dental visits.

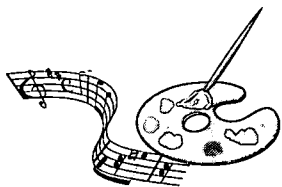
Child Abuse Prevention (Optional)

School board approval is required for the offering of this unit.

By the end of Grade 3, students are expected to:

- demonstrate understanding that families are responsible for meeting the basic physical needs of children and may do so in different ways.

Fine Arts



In a Catholic school, students are invited to consider how the knowledge, skills and values studied within the fine arts curriculum can be used to understand the religious dimensions of art, liturgy, music and history. They are also used directly to enhance the religious and spiritual culture of the school, and to celebrate the various liturgical feasts of the year.

Art

In the art program, students are expected to learn visual arts skills and concepts to interpret and communicate with visual symbols, to appreciate the cultural aspects of art, and to relate art to everyday life. The art curriculum has four major components:

- reflection** – responding to visual forms in nature and designed objects
- depiction** – developing imagery based on observations of the visual world
- composition** – organizing images and their qualities in the creation of works of art
- expression** – using art materials to make a meaningful statement.

Students are expected to:

- make distinctions within classes of natural objects and forms
- assess the visual qualities of objects
- perfect forms and develop more realistic treatments
- create unity, by interrelating parts of a composition
- use art to illustrate or tell a story
- decorate items they have made
- develop themes, with an emphasis on social concerns based on plants and animals, environments and places, fantasy, people and manufactured or human-made things.

Drama

Drama is an optional program designed to be used as a separate subject or integrated with other subjects. In the drama program, students are expected to develop a positive self-concept by assuming other roles and acquiring dramatic skills. Eleven forms of dramatic expression are common components of an elementary drama program. The dramatic forms of expression include dramatic movement, mime, choral speech, storytelling, dramatization, puppetry, choric drama, readers' theatre, story theatre, playmaking and group drama.

Students are expected to:

- develop flexible, free and controlled movement
- learn to express themselves physically and imaginatively through movement and gesture
- recognize and reproduce the sounds of standard speech
- learn concepts of pitch, pace, pause, rate, intensity and volume
- accept role playing as a positive learning experience
- apply dramatization skills to puppetry by creating a character for a puppet
- speak with energy
- speak with an appreciation of the voice as an instrument
- develop appreciation for enjoyment of literature
- develop the ability to originate a dramatic story
- cooperatively build a drama to solve problems.

Music

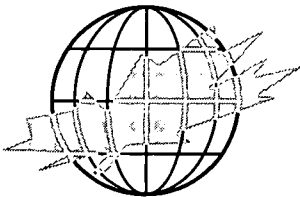
In the music program, students are expected to develop an enjoyment of music, an understanding of a variety of music styles and an insight into music through meaningful musical activities, such as attending a concert or playing a musical instrument. The music program is developed around the concepts of rhythm, melody, harmony, form and expression. These concepts are learned through participating in six skill areas: listening, moving, singing, playing instruments, reading and writing, and creating.

By the end of Grade 3, students are expected to:

- identify differences in tempo, tone colour and dynamics
- identify the differences in sound between songs in major and minor keys
- recognize the instruments of four families of the orchestra: string, woodwind, brass and percussion
- perform rhythmic patterns in music
- move to round or canon form
- participate in folk, square or traditional ethnic dances
- sing two-part rounds and simple descants
- sing with various instrumental accompaniments
- sing partner and nonsense songs
- use keyboard type instruments to play tone matching games, conversational games and accompaniments
- use resonator bells to build and play chords
- learn basic chords and rhythms of the autoharp to accompany songs
- recognize the eighth rest
- recognize the 4/4 time signature
- continue sol-fa training to include low "la", low "so" and high "do"
- create movement to demonstrate form in music
- improvise, using instrumental and/or singing activities.

Languages Other Than English

French as a Second Language



In Alberta, French as a Second Language (FSL) is a program in which the French language is taught as a subject, often between 20 and 40 minutes a day, to help students develop communication skills, language knowledge and cultural awareness in French.

Depending upon a school board's language policy, French as a Second Language in elementary schools may be offered as an optional program or it may be a compulsory program. School boards may begin the program at different grade levels, since the program is based on developing language proficiency over a grade or grades without being grade specific. Many schools start the elementary program in Grade 4.

The program is designed to teach students how to understand what they hear and read in French, and to communicate their ideas orally and in written form, using an approach that is based on real-life experiences and situations. Students will also acquire knowledge about local, provincial and national francophone groups to become more aware of their presence and to better understand them. Students learn the French language vocabulary and grammar through thematic activities and projects that are related to real-life language experiences. At the same time, students are taught specific language learning strategies that will help them become better second language learners.

The program is organized into three language proficiency levels—Beginning, Intermediate and Advanced. Each of these proficiency levels is then further divided into three sublevels. In elementary schools, students start at the Beginning Level and progress through the Beginning 1, Beginning 2 and Beginning 3 sublevels. It could take students one or more school years to reach a particular language proficiency level, depending upon when the students start the program and how much time is given to French instruction in the school.

The language content is based upon the concrete experiences of elementary students. These experiences provide a real-life context for understanding ideas in French and for communicating similar ideas. Each level has its own set of experiences that fall into the following areas:

Beginning 1

- School
- People Around Us
- Weather
- Animals
- Holidays and Celebrations

Beginning 2

- Community
- Clothing
- Exercise
- Food
- Housing

Beginning 3

- Activities
- Vacations
- Fine Arts
- Trades and Professions
- Hygiene and Safety

As students work through these experiences, they develop their ability to understand and communicate in French. At the end of each level, the students must demonstrate the following knowledge and skills:

Beginning 1

The ability to understand simple ideas contained in listening texts, such as the temperature in a weather forecast.

The ability to talk about concrete ideas, using simple sentences to identify, list or describe people, places or things, and to ask simple questions. For example,

Beginning 2

The ability to understand simple ideas contained in listening texts, such as understanding directions to the corner store, and to understand simple reading texts, such as understanding the main food items on a menu.

The ability to talk and write

Beginning 3

The ability to understand simple ideas contained in listening texts, such as a recorded message of flight departure times, and to understand simple reading texts, such as the safety rules on a safety week poster.

The ability to talk and write about concrete ideas, using a

students could talk about their family by naming the members of the family, giving their ages and birthdays.

about concrete ideas, using simple sentences to identify, list or describe people, places or things, and to ask simple questions. For example, students could provide their address, telephone number and order pizza over the telephone. They could also write a simple note to describe their house to a pen pal.

number of simple sentences to identify, list or describe people, places or things, ask simple questions, give information and simple advice. For example, students could telephone a travel agency to ask for prices for different travel destinations. They could also write a simple announcement for the school's Night of Music concert to promote it in the community.

Once students have attained a Beginning Level 3 language proficiency, they then move into the next proficiency level, which is Intermediate Level 4.

French Immersion

French immersion is a program in which French is the language of instruction for a significant part of the school day. This program is designed for students whose first language is not French. Several subjects, or possibly all of them when students are in grades 1 and 2, are taught in French. The curriculum is identical to that offered in the regular English program. The major difference is that it is taught in French.

In addition to learning what is identified for courses, such as mathematics, science and health, French immersion students also want to acquire full mastery of the English language, functional fluency in French as well as an understanding and appreciation of the French culture. Graduates of a French immersion program are able and willing to participate with confidence and competence in French conversations on a variety of topics. Should they so wish, they are able to take further education as appropriate to their abilities and interests with French as the language of instruction. Finally, they are able to accept employment where French is the language of work.

French immersion students perform well in all subject areas on system-wide and provincial tests. This finding has been replicated many times not only in Alberta but across Canada.

A guide for parents of students in French Immersion, *Yes, You Can Help*, is available for purchase from the Learning Resources Distributing Centre at 403-427-2767 or, outside of Edmonton, dial 310-0000 to be connected toll free.

Native Languages

Blackfoot and Cree language and culture programs are designed to enable students to learn Native languages and to increase awareness of Native cultures.

Students are expected to:

- learn basic communication skills in Blackfoot or Cree
- develop cultural sensitivity and enhance personal development
- develop originality and creativity
- develop a desire to improve their competency in Blackfoot or Cree.

Ukrainian

The Ukrainian bilingual program is designed for native speakers of Ukrainian and for students who speak other languages and wish to learn Ukrainian.

Students are expected to:

- obtain information from others and from simple reference materials
- present information of personal interest in the classroom
- share personal opinions, ideas and feelings
- respond personally to literature of interest to children
- use literature and other art forms to reflect creatively upon personal experience.

Students are also expected to:

- express thoughts, orally and in writing, using accurate, simple sentences
- use correct word forms and word order to formulate simple messages of personal interest
- recognize and be sensitive to characteristic cultural features
- recognize the elements of the lifestyle of Ukrainians in their immediate environment and experience
- acquire concepts and develop learning strategies in subjects taught in Ukrainian.

In a Catholic school, both within the Religious Education Program and along with the study of the Ukrainian language, many aspects of the life and faith of the Ukrainian Catholic Church are studied and celebrated.

Other Languages

Locally developed language courses are available for Arabic, Cantonese, German, Hebrew, Mandarin, Polish and Spanish. Contact your school board office for information about which language programs it offers.

Feedback

Curriculum Handbook for Parents: Catholic School Version

Grade 3

We would like to know what you think about this handbook. Are you a:

- Parent
- Teacher (please indicate level) Division 1, Division 2, Division 3
- School Administrator (please indicate level) Division 1, Division 2, Division 3
- District Administrator
- Other (please specify) _____

1. I found this document:

- extremely useful
- useful
- somewhat useful
- not very useful.

2. What could be done to make this document more useful?

3. Other comments and suggestions:

Thank you for your feedback.

Please send your response to:

Director, Curriculum Standards Branch


Alberta Education

11160 Jasper Avenue

Edmonton, Alberta, Canada

T5K 0L2

Fax: 403-422-3745



U.S. DEPARTMENT OF EDUCATION
Office of Educational Research and Improvement (OERI)
Educational Resources Information Center (ERIC)



NOTICE

REPRODUCTION BASIS



This document is covered by a signed "Reproduction Release (Blanket)" form (on file within the ERIC system), encompassing all or classes of documents from its source organization and, therefore, does not require a "Specific Document" Release form.



This document is Federally-funded, or carries its own permission to reproduce, or is otherwise in the public domain and, therefore, may be reproduced by ERIC without a signed Reproduction Release form (either "Specific Document" or "Blanket").