

DOCUMENT RESUME

ED 421 235

PS 026 689

TITLE Status of Oregon's Children: 1997 County Databook. Special Focus: Youth-at-Risk.

INSTITUTION Children First for Oregon, Portland.

SPONS AGENCY Annie E. Casey Foundation, Baltimore, MD.

PUB DATE 1998-01-00

NOTE 58p.

AVAILABLE FROM Children First for Oregon, 921 SW Morrison, Suite 418, Portland, OR 97205; phone: 800-544-0376, 503-294-1456; e-mail: childrenfirst@inetarena.com

PUB TYPE Numerical/Quantitative Data (110) -- Reports - Descriptive (141)

EDRS PRICE MF01/PC03 Plus Postage.

DESCRIPTORS *Adolescents; Birth Weight; Child Health; Child Welfare; *Children; Crime; Day Care; Demography; Dropout Rate; Early Parenthood; Incidence; Mathematics Achievement; Mortality Rate; Reading Achievement; Sex Differences; Sexuality; *Social Indicators; State Surveys; Statistical Surveys; Suicide; Tables (Data); Trend Analysis; *Well Being; Youth Problems

IDENTIFIERS Adolescent Suicide; Arrests; Goals 2000; *Indicators; *Oregon

ABSTRACT

This Kids Count databook examines statewide trends in the well-being of Oregon's children, focusing on youth at risk. The statistical report is based on 12 indicators of well-being: (1) juvenile arrests; (2) teen sexuality; (3) high school dropout rate; (4) teen suicide; (5) reading proficiency; (6) math proficiency; (7) child abuse and neglect; (8) crimes against persons; (9) child deaths; (10) low birthweight; (11) infant mortality; and (12) child care supply. An introduction gives an overview of findings, provides guidelines for data interpretation, and describes the data sources. The bulk of the document is comprised of key statewide and county findings on youth-at-risk data, and general county indicators of well-being. Findings indicate that the juvenile arrest rate has been steadily increasing. The teen pregnancy rate and the low birthweight rates have changed very little. Although girls are much more likely to be diagnosed with a sexually transmitted disease, concern among boys and girls is fairly even. The statewide dropout rate decreased slightly. The teen suicide attempt rate worsened slightly. There have been increases in cigarette smoking and alcohol and illicit drug use, especially marijuana. Approximately half of eighth graders met the reading and mathematics proficiency standards in 1997. The child abuse victim rate was 9.9 per 1,000 children. The 1995 child death rate was 26.2, a 6 percent increase over the previous year. Infant mortality was at the lowest rate since 1990. Child care supply improved 26 percent between 1995 and 1996. (KB)

 * Reproductions supplied by EDRS are the best that can be made *
 * from the original document. *



U.S. DEPARTMENT OF EDUCATION
Office of Educational Research and Improvement
EDUCATIONAL RESOURCES INFORMATION
CENTER (ERIC)

This document has been reproduced as received from the person or organization originating it.

Minor changes have been made to improve reproduction quality.

• Points of view or opinions stated in this document do not necessarily represent official OERI position or policy.

Status of Oregon's Children

1997 County Databook

Special Focus: Youth-at-Risk



026689



BEST COPY AVAILABLE

PERMISSION TO REPRODUCE AND
DISSEMINATE THIS MATERIAL
HAS BEEN GRANTED BY
Tonia Hunt

TO THE EDUCATIONAL RESOURCES
INFORMATION CENTER (ERIC)

Status of Oregon's Children

1997 County Databook

Special Focus: Youth-at-Risk

Cover & graphics design by Michel Bolsey/
Catalina Computer Systems

■
Photographs and photo art used in the cover
design are by Merrilyn Clarke

Merrilyn Clarke was a native of Portland, Oregon, where she practiced and taught painting, calligraphy and photography, until her death of cancer in 1996, at the age of 46.

A passionate and prolific photographer of children and nature, Merrilyn pioneered innovative techniques in photographic manipulation that broke down barriers between photography and painting.

Our appreciation to the following for their assistance:

Center for Population Research and Census, P.S.U.
Child Care Division, Oregon Employment Department
Office of Alcohol and Drug Abuse Programs
Oregon Department of Corrections
Oregon Department of Education
Oregon Department of Human Resources
Oregon Health Division
Oregon Progress Board
Oregon Youth Authority
State Office for Services to Children & Families
Uniform Crime Reporting Program of the Department of State Police

Status of Oregon's Children

1997 County Databook

Special Focus: Youth-at-Risk



Swati Adarkar, Director of Public Policy
Tonia Hunt, Public Policy Associate

Published by Children First for Oregon in collaboration with the Office for Oregon Health Plan Policy & Research, Oregon Commission on Children and Families, and Oregon Department of Human Resources.

This report is made possible through a generous "Kids Count" grant from the Annie E. Casey Foundation.

Children First for Oregon Board of Directors

Susanne Boling
Chris Brentlinger
Lawrence Dark
Gun Denhart
Cindi Devich
Randy Franke
Stacey Graham
Lawrence Griffith
Dan Harris
James Heuser
Ron Karten
Judy Low
Chris Matthews
Rick Nitti
Pam Patton
Wanda Silverman
Anne Stone

Staff

Gary Dombroff, Ph.D., Executive Director
Swati Adarkar, Director of Public Policy
Rosemary Yuska, Director of Public Education
Tonia Hunt, Public Policy Associate
Janna Loper, Community Relations Manager
Stephanie Leritz, Administrator

Children First for Oregon

921 SW Morrison ♦ Suite 418
Portland, OR 97205
Phone: (503)294-1456, (800)544-0376
Fax: (503)294-1806
Email: childrenfirst@inetarena.com

Table of Contents

State & County Findings	7
Interpreting the Data	16
Definitions & Sources	18
State of Oregon	21
Baker County	22
Benton County	23
Clackamas County	24
Clatsop County	25
Columbia County	26
Coos County	27
Crook County	28
Curry County	29
Deschutes County	30
Douglas County	31
Gilliam County	32
Grant County	33
Harney County	34
Hood River County	35
Jackson County	36
Jefferson County	37
Josephine County	38
Klamath County	39
Lake County	40
Lane County	41
Lincoln County	42
Linn County	43
Malheur County	44
Marion County	45
Morrow County	46
Multnomah County	47
Polk County	48
Sherman County	49
Tillamook County	50
Umatilla County	51
Union County	52
Wallowa County	53
Wasco County	54
Washington County	55
Wheeler County	56
Yamhill County	57

State & County Findings

Introduction

The last several Report Cards issued by Children First for Oregon have pointed to worsening trends in the teen years. The most recent statewide Report Card showed that Oregon is failing its teenagers.

The 1997 County Databook on Oregon's children takes a closer look at data indicators related to teen well-being in Oregon on the county and state level, particularly measures related to at-risk youth. In addition, the 1997 databook also includes a fact sheet for each of Oregon's 36 counties. These provide a snapshot of how counties are faring on 12 different measures of child well-being.

The sources for all data presented are state agencies who do the primary data collection. Children First compiles and presents these data and is limited to the data available from these sources. An overview of how to interpret the data presented and the sources for the data is provided before the county fact sheets.

The statewide and county findings section provides an overview of key findings for both the youth-at risk data and the general county indicators.

The youth-at risk data measures include: juvenile arrests, teen sexuality, high school dropout, and teen suicide. County fact sheets do not provide detailed information about substance abuse and teen suicide due to availability and/or reliability on the county level.

Child well-being measures include: reading proficiency, math proficiency, child abuse and neglect, crimes against persons, child deaths, low birthweight, infant mortality, and child care supply. These indicators are divided into three categories, Schools, Safety, and Early Childhood.

Juvenile Crime

Juvenile Arrests Statewide

The juvenile arrest rate is the number of juvenile arrests per 1,000 juveniles. It does not measure offenses or convictions, only crimes for which juveniles are arrested. Nearly one-third of all arrests made in the state were of youth under the age of 18 years. In 12 of Oregon's counties, juvenile arrests accounted for more than one-third of all arrests.

The juvenile arrest rate in Oregon has been steadily increasing over the last several years. The 1996 rate of 62 arrests per 1,000 juveniles was 6% higher than the previous year. Oregon is now 33% away from meeting the 2000 Benchmark of 46.5 arrests per 1,000 juveniles.

Juvenile arrests can be divided into three categories: behavioral, property and person crimes. Over half of all juvenile arrests in 1996 were identified as behavioral crimes. Behavioral crimes include curfew, runaway, and liquor law violations. Except for two counties (Harney and Klamath where property crimes accounted for the majority of juvenile arrests), the majority of juvenile arrests were attributed to behavioral crimes. Over 25% of juveniles arrested were 13-14 year-olds.

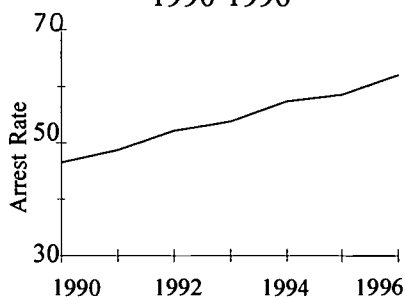
In 1996, 1,039 Oregon youth were held in state correctional facilities. Twenty-three of those youth were serving in adult facilities.

County Data

Contrary to the statewide trend, the 1996 juvenile arrest rate decreased in twelve counties. The counties are: Columbia, Crook, Curry, Douglas, Gilliam, Grant, Harney, Klamath, Multnomah, Sherman, Willamette, and Wheeler.

In four Oregon counties juvenile arrests in 1996 accounted for over 40% of the total arrests. These counties are: Baker, Lake, Linn, and Yamhill.

Oregon Juvenile Arrests 1990-1996



29% of high school students report being in at least one physical fight in the last year.

Nearly 6% of high school students report having carried a gun in the last 30 days.

18% report carrying a weapon other than a gun in the last 30 days.

Of those students, over half were girls.

Source: 1997 Youth Risk Behavior Survey

Teen Sexuality

Teen Pregnancy Statewide

The teen pregnancy rate measures the number of pregnancies per 1,000 girls age 10-17 years old.

While the teen pregnancy rate improved by 2% from 1995 to 1996, from 19.2 to 18.8, Oregon's teen pregnancy rate has changed very little over the last several years. Ninety-five percent of the teens who became pregnant were between 15 and 17 years of age. The state remains 25% away from the 2000 Benchmark of 15 pregnancies per 1,000 girls age 10-17.

Over 2,000 babies were born in Oregon to teen mothers under 18 years of age in 1996. Thirty-nine percent of these teen mothers did not receive adequate prenatal care (failed to receive care in the first trimester of pregnancy).

County Data

In 1996, five counties had a teen pregnancy rate 24% higher than the statewide average. These counties are: Clatsop, Jefferson, Klamath, Marion, and Multnomah.

Eleven counties decreased their teen pregnancy rate by more than 10% between 1995 and 1996. These counties are: Baker, Curry, Douglas, Grant, Harney, Lake, Malheur, Morrow, Multnomah, Umatilla, and Wallowa.

Sexually Transmitted Diseases Statewide

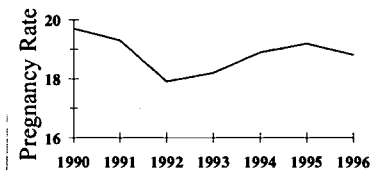
The rate of sexually transmitted disease (STD) per 10,000 youth age 10-19 years was 56.9 in 1996. Over 2,500 STDs were diagnosed in 1996 for this same age group.

Girls are much more likely than boys to be diagnosed with a sexually transmitted disease. Eighty percent of those diagnosed with an STD in 1996 were female. Older teen girls in particular, age 15-19, are the most likely to contract a STD and account for 75% of the STDs diagnosed among 10-19 year-olds in 1996.

County Data

Seven counties had a 1996 STD rate per 10,000 for 10-19 year-olds at least 20% higher than the statewide rate. Counties include: Clatsop, Jefferson, Klamath, Marion, Morrow, Multnomah, and Wasco.

**Oregon Teen Pregnancy
1990-1996**



Nearly 2/3 of high school students expressed some level of concern about contracting a sexually transmitted disease.

Although girls are much more likely to be diagnosed with an STD, concern among boys and girls was fairly even.

Source: 1997 Youth Risk Behavior Survey

High School Dropout

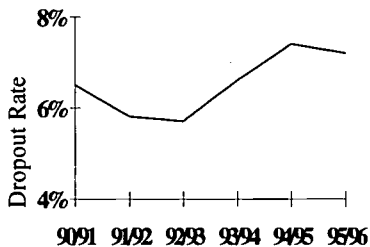
High School Dropout Statewide

The statewide dropout rate decreased slightly by 2% between the 1994-95 and 1995-96 school years, from 7.4% to 7.2%. However, the dropout rates for 1995 and 1996 are the highest dropout rates since 1990. Oregon is 26% away from meeting the Benchmark for the year 2000 of 5.7%.

More than 11,000 Oregon high school students dropped out during the 1995-96 school year. Fifty-six percent of dropouts were teen boys.

The dropout rates for Hispanic (16%), African-American (8.1%), and Native American (9.9%) students decreased slightly from 1994-95 to 1995-96, but these dropout rates still continue to be much higher than for white (6.5%) and Asian American (5.0%) students. Asian Americans had the lowest dropout rate in 1995-96 while Hispanic Americans had a dropout rate more than twice the statewide average.

Oregon Dropout Rate
1990/91 - 1995/96



Reasons for Dropout

School staff were asked to indicate reasons for students dropping out. The primary reasons reported in Oregon include: students did not feel coursework was relevant to future plans beyond high school, frequent discipline problems, working more than 15 hours a week, and substance abuse.

County Data

Half of Oregon's counties lowered their dropout rate by 5% or more between 1994-95 and 1995-96.

Six counties had a 1995-96 dropout rate that was 15% worse than the Oregon rate: Jefferson, Lincoln, Linn, Marion, Multnomah, and Yamhill.

Teen Suicide

Teen Suicide Attempts Statewide

The teen suicide attempt rate worsened slightly between 1995 and 1996 by 2%. The suicide attempt rate per 100,000 children ages 10-17 was 217.7 in 1996. The 1996 rate was second highest since 1990, with 778 reported suicide attempts. Only suicide attempts resulting in medical treatment are recorded by the Oregon Health Division.

Girls are far more likely to attempt suicide than boys; 79% of the suicide attempts in 1996 were by females. Over half of the teen suicide attempts were by teen girls ages 15-17 years.

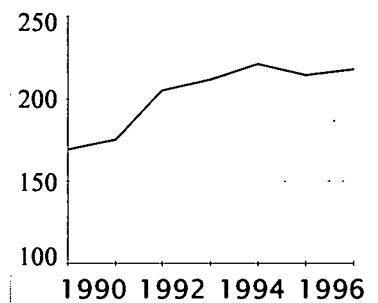
The 1997 Youth Risk Behavior Survey found a similar but not as dramatic gender difference. When high school students were asked whether they ever seriously considered attempting suicide in the last year, 22% of girls said "yes" whereas 16% of boys responded "yes".

Forty-three Oregon youth under the age of 20 took their own lives in 1995. According to the 1994 Vital Statistics report by the Oregon Health Division, girls are more likely to attempt suicide but boys' attempts are more likely to result in death.

County Data

Nine counties had a 1996 suicide attempt rate at least 5% higher than the statewide average. These counties are: Clatsop, Grant, Harney, Jackson, Josephine, Klamath, Lane, Marion, and Multnomah.

Oregon Teen Suicide Attempt Rate
1990 - 1996



22% of high school students report having seriously considered committing suicide during the last 12 months. Nearly two-thirds were girls.

16% of high school students report having no caring adult to talk to when they are scared, worried, or concerned.

Source: 1997 Youth Risk Behavior Survey

Substance Abuse

The most widely used source of substance abuse data about Oregon youth comes from the biennial statewide survey of public school students in sixth, eighth, and eleventh grades called the "Oregon Public School Drug Use Survey". The findings are compiled from students' self-reports. Data here are taken from the 1996 report and include statewide findings only.

17% of high school students reported having had their first drink of alcohol (other than a few sips) before age 11.

93% of students say they don't think smoking is cool.

54% of students who report buying cigarettes in a store during the last 30 days were not asked to show proof of age.

11% of students report driving a car or other vehicle after drinking alcohol.

Source: 1997 Youth Risk Behavior Survey

Marijuana

Marijuana use has been on the rise for both eighth and eleventh graders since 1990. Between the 1994 and 1996 surveys, there has been a 56% increase in use reported among eighth graders and a 29% increase for eleventh graders. In 1996, 15% of eighth graders and 22% of eleventh graders reported having used marijuana in the previous month.

Illicit Drugs

Illicit Drug use increased among both eighth and eleventh graders between 1992 and 1996. In 1996, 22% of eighth graders and 24% of eleventh graders reported using illicit drugs in the last month. Between 1994 and 1996, this represents a 15% increase among eighth graders and an 18% increase among eleventh graders.

Cigarettes

Cigarette smoking has also increased according to the same survey for both eighth and eleventh graders since 1992. Since 1994 there was a 14% increase in smoking among eighth graders and a 12% increase for eleventh graders. In 1996, 22% of eighth graders and 28% of eleventh graders reported having smoked cigarettes in the last month, the highest for both grades since 1990.

Alcohol

Alcohol use among eleventh graders increased between 1992 and 1996. In 1996, 43% of eleventh graders reported using alcohol, a 4% increase since 1994.

Schools

Reading Proficiency

Oregon improved its reading proficiency scores among eighth graders by 5% between 1995-96 and 1996-97. In the 1996-1997 school year, just over half (55%) of eighth grade students achieved proficiency in reading.

Seven counties had reading proficiency scores above 60%. They are: Benton, Clackamas, Deschutes, Lake, Lane, Sherman, and Washington.

Nine Oregon counties had less than half of their eighth graders achieving proficiency in reading: Gilliam, Jefferson, Marion, Morrow, Multnomah, Tillamook, Umatilla, Wasco, and Wheeler.

Math Proficiency

Less than half (49%) of Oregon eighth grade students met the math proficiency standards in 1997. This was a 1% decrease from the previous school year.

In only nine counties did more than 50% of eighth grade students achieve proficiency in math. They include: Baker, Benton, Clackamas, Deschutes, Grant, Lane, Multnomah, Sherman, and Washington.

Safety

Child Abuse & Neglect

In 1996, there were 8,325 victims of child abuse confirmed in Oregon. The child abuse victim rate per 1,000 children under 18 years was 9.9. Thirty children died in 1996 from causes related to abuse and/or neglect. Two-thirds of the deaths were children under the age of four.

Seven counties had a child abuse victim rate more than double the statewide rate. They are: Baker, Harney, Klamath, Lake, Lincoln, Morrow, and Union.

The tragedy in Oregon for so many children and families is that the State Office for Services to Children and Families is unable to respond to many of the child abuse reports it receives because of inadequate resources. A hierarchy of response has therefore been created within the system. The result is that younger children and life-threatening circumstances take priority while many other abuse cases, particularly for adolescents, go uninvestigated.

Crimes Against Persons

The statewide rate for Crimes Against Persons (i.e. negligent homicide, forcible rape, robbery, aggravated assault) per 1,000 Oregonians improved between 1995 and 1996 by 11%. The 1996 rate of 15.5 is the lowest rate since 1990.

Nearly a third of Oregon's counties have a Crimes Against Persons rate 30% better than the statewide rate. Counties include: Benton, Columbia, Gilliam, Grant, Harney, Hood River, Lake, Union, Wallowa, Washington, and Wheeler.

Child Deaths

The 1995 Child Death Rate per 100,000 children ages 1-14 years was 26.2. This was a 6% increase over the previous year. There were 167 deaths of children under age 15 in 1995.

Early Childhood

Low Birthweight

The 1996 statewide rate of babies born at low birthweight was 53.5 per 1,000 live births. Over 2,300 babies were born weighing less than 2500 grams. Oregon's low birthweight rate has changed very little since 1990.

Eleven counties had a low birthweight rate at least 20% lower than the Oregon rate. They include: Baker, Benton, Columbia, Crook, Gilliam, Grant, Lincoln, Morrow, Polk, Wasco, and Wheeler.

Infant Mortality

The 1995 Oregon infant mortality rate was 6.1 deaths of infants under age one per 1,000 live births. This was a 14% improvement from the previous year and the lowest rate since 1990. The 1995 rate is less than 2% away from meeting the statewide benchmark of 6 for the year 2000.

Four counties had an infant mortality rate in 1995 that was double the Oregon rate: Baker, Clatsop, Harney, and Jefferson.

Thirteen counties had an infant mortality rate that was at least 23% better than the statewide rate: Coos, Crook, Douglas, Josephine, Lane, Lincoln, Polk, Sherman, Union, Wallowa, Washington, Wheeler, and Yamhill.

Child Care Supply

The Oregon child care supply rate improved by 26% between 1995 and 1996. The child care supply rate measures the available child care spaces for every 100 children under the age of 13 years. The data are collected through the child care resource and referral agencies in the different counties. Unfortunately, many of the rural counties do not have a resource and referral agency, so data are not reported for those counties. The statewide rate reported here provides an incomplete picture of the available child care supply in the state.

The counties for which there continue to be no available child care supply data include: Coos, Curry, Gilliam, Harney, Lincoln, Malheur, Sherman, and Wheeler.

There are several counties whose child care supply rate has either met or exceeded the 2000 Benchmark rate of 21 spaces per 100 children under 13 years. They include: Benton, Deschutes, Hood River, Jackson, Klamath, Lane, Multnomah, Tillamook, Union, and Washington.

Interpreting the Data

Assessing the Data

County fact sheets can be used to improve the quality of life for children and families. Assessing the data is the first step to making these improvements.

It is important to assess a county's data-based progress to see if results are moving in the right direction. If things are moving in the wrong direction, the key is to investigate why. The fact sheet is designed to be a starting point for such assessment and investigation. It should be used to initiate a dialogue with interested stakeholders about how to improve the quality of life for children in the county.

Beware of Small Numbers

Counties vary significantly in population, size, and geography and this variance should be considered when interpreting the differences among counties. Beware that small counties may have a small number of events (e.g., child deaths, suicide attempts) which can cause rates to vary considerably from year to year; such variations may not reflect significant changes in the indicators. For this reason, when there are fewer than ten incidents, there is no detailed data breakdown of events. Similarly, percent changes in the rates are not reported for counties with less than 45,000 people.

Understand What is Being Measured

It is important to understand what is being measured and how. Several types of data information are available for each indicator, and it is important to distinguish among them. The number, rate, percentage change between years, the five year average, and the county rate compared to Oregon are all very different measures. A relevant column heading explains the information presented in the county indicator box. To get a better understanding of how the indicators themselves are defined, refer to Definitions and Sources.

Remember the Limits and Uses of Data

While these data provide important baseline information, they must be understood in a broader context. Remember that a data snapshot provides one way to look at how children are doing in the county. There are many other important perspectives to include and consider in piecing together an accurate composite. Some of the other sources of critical viewpoints include: human service agencies, government, schools, parents, and youth themselves.

Let the Data User Beware

For many of these indicators, there are no perfect methods to measure data outcomes. For example, it is very difficult to get a perfect count on the number of teens who attempted suicide in a given year. Moreover, counties have varying reliability in their record keeping systems or resources committed to counting these occurrences.

Children First relies on the data that is available from different state agencies. Many of these measures are in need of improvement, particularly the child care supply information and the child abuse and neglect data. However, interpreted carefully, data presented here can be very useful tools for developing a meaningful assessment of child well-being.

COUNTY

INDICATORS KEY

NUMBER 95/96

Number of incidents for the most recent year of data, 1995 or 1996.

RATE 95/96

County rate for the most recent year of data, 1995 or 1996.

RATE CHANGE SINCE 94/95

Percentage change between rate in previous year, 1994/1995 and 1995/1996. Percentage change is not reported for counties with less than 45,000 people due to small number of events.

PREVIOUS 5-YEAR AVERAGE RATE

Average of the previous five years of data, not including most recent year of data.

95/96 RATE COMPARED TO OREGON

Comparison of county rate for 1995 or 1996 with Oregon rate for same year.

NA

Data not available.

Definitions and Sources

ADEQUATE PRENATAL CARE

Percentage of babies whose mothers received adequate prenatal care as defined by care having begun in the first trimester of pregnancy (1996 - Provisional Data).

Source: Center for Health Statistics, Oregon Health Division

CHILD ABUSE & NEGLECT VICTIMS

Number of children abused and neglected per 1,000 children under 18 years old (1996). Data for Wasco and Sherman counties are combined.

Source: State Office for Services to Children and Families

CHILD CARE SUPPLY

Number of identified child care slots available for every 100 children under 13 years old (1996). Since 1995, data are no longer available in counties where there are no state-funded child care resource and referral agencies. Five year average not available due to change in methodology over five year period.

Source: Child Care Division of the Oregon Employment Department

CHILD DEATHS

Number of child deaths (ages 1-14) per 100,000 children (1995 - Provisional Data).

Source: Center for Health Statistics, Oregon Health Division

CRIMES AGAINST PERSONS

The number of crimes against persons (negligent homicide, forcible rape, other sex crimes, kidnapping, robbery, aggravated assault, simple assault) reported per 1,000 Oregonians (1996).

Source: Uniform Crime Reporting Program of the Department of State Police

HIGH SCHOOL DROPOUT

Percentage of students who dropped out of high school during the school year (1995-96).

Source: Oregon Department of Education

INFANT MORTALITY

Number of infant deaths under one year of age per 1,000 live births (1995).

Source: Center for Health Statistics, Oregon Health Division

JUVENILE ARRESTS

Juvenile arrests per 1,000 juvenile Oregonians. This indicator does not measure offenses by juveniles, only crimes for which juveniles were arrested. It includes all types of crimes, including those against persons, property, and behavioral crimes (1996 - Preliminary Data Not Audited).

Source: Uniform Crime Reporting Program of the Department of State Police

JUVENILES IN CORRECTIONAL FACILITIES

Youth committed to the custody of the State of Oregon Youth Authority (MacLaren, Hillcrest) and Oregon Department of Corrections (1996). Some youth may be counted more than once if they entered close custody more than once in 1996.

Source: Oregon Youth Authority & Oregon Department of Corrections

LOW BIRTHWEIGHT INFANTS

Low birthweight infants born weighing less than 2500 grams per 1,000 births (1996 - Provisional Data).

Source: Center for Health Statistics, Oregon Health Division

POPULATION ESTIMATES

Population estimates for Oregon and its counties by age (July 1, 1996).

Source: Center for Population Research and Census, Portland State University.

REASONS FOR DROPOUT

Factors influencing the decision to drop out as reported by school officials and/or students. Only the two or three most cited factors were reported.

Source: Oregon Department of Education.

SEXUALLY TRANSMITTED DISEASES

Number of sexually transmitted diseases (chlamydia, gonorrhea, and early syphilis combined) diagnosed per 10,000 children ages 10-19 (1996 - Provisional Data).

Source: Center for Health Statistics, Oregon Health Division

SUICIDE ATTEMPTS

Number of suicide attempts resulting in hospitalization or death per 100,000 children ages 10-17 (1996 - Provisional Data).

Source: Center for Health Statistics, Oregon Health Division

TEEN CHILDBIRTHS

Number of births to Oregon teens, ages 10-17 (1996 - Provisional Data).

Source: Center for Health Statistics, Oregon Health Division

TEEN PREGNANCY

The sum of resident live births and induced abortions among females ages 10-17 per 1,000 females ages 10-17 (1996 - Provisional Data).

Source: Center for Health Statistics, Oregon Health Division

TYPE OF CRIME

Percentage of juvenile arrests for crimes against persons (murder, homicide, rape, kidnapping, robbery, assault), crimes against property (burglary, larceny, motor vehicle theft, arson, forgery/counterfeit, fraud, embezzlement, stolen property, vandalism), or behavioral crimes (weapon laws, prostitution, drug laws, gambling, crimes against family, D.U.I., liquor laws, disorderly conduct, curfew, runaway juveniles).

Source: Uniform Crime Reporting Program of the Department of State Police

YOUTH RISK BEHAVIOR SURVEY

1996 Survey of Oregon High School Students

Source: Center for Health Statistics, Oregon Health Division

8TH GRADE MATH PROFICIENCY

Percentage of 8th grade students who achieved proficiency in math (1996-97). Five year average not available due to change in methodology over five year period.

Source: Oregon Department of Education

8TH GRADE READING PROFICIENCY

Percentage of 8th grade students who achieved proficiency in reading (1996-97). Five year average not available due to change in methodology over five year period.

Source: Oregon Department of Education



State of Oregon



1996 Population

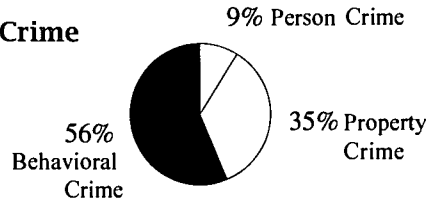
Total	3,181,000
Age 0-9	461,056
Age 10-17	357,327

JUVENILE CRIME

Arrests

There were 49,549 juvenile arrests in 1996. Juvenile arrests accounted for 29% of all state arrests in 1996.

Type of Crime

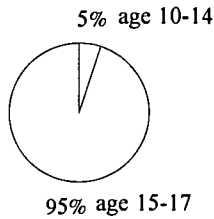


1,039 youth were held in state correctional facilities in 1996.

TEEN PREGNANCY & SEXUALITY

Pregnancy

The pregnancy rate was 18.8 per 1,000 girls age 10-17 in 1996.



Childbearing

2,106 babies were born to teen mothers in 1996. 39% of these teen mothers did not receive adequate prenatal care.

Sexually Transmitted Diseases

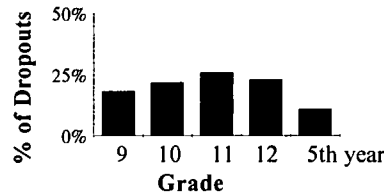
The 1996 STD rate per 10,000 for age 10-19 is 56.9 (2,528 STDs reported). 80% of cases were diagnosed in teen girls.

HIGH SCHOOL DROPOUT

Dropouts 1995-96

In the 1995-96 school year, 11,056 students dropped out of high school. 56% of dropouts were teen boys.

Grade of Dropout



Reasons for Dropping Out

Top reasons reported by students and/or school personnel: frequent discipline referrals, working more than 15 hours a week, and substance abuse.

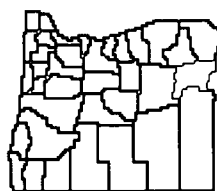
STATEWIDE INDICATORS

Indicator	Number 95/96	Rate 95/96	Rate Change since 94/95	Previous 5-Year Average Rate	95/96 Rate Compared to 2000 Benchmark
Teens					
Juvenile Arrests (per 1,000 juveniles)	49549	62.0	6% Worse	54.1	33% Worse
Teen Pregnancy (per 1,000 girls age 10-17)	3274	18.8	2% Better	18.7	25% Worse
Suicide Attempts (per 100,000 age 10-17)	778	217.7	2% Worse	205.6	NA
School					
High School Dropout	11056	7.2%	2% Better	6.4%	27% Worse
8th Grade Reading Proficiency	21026	54.8%	5% Better	NA	NA
8th Grade Math Proficiency	19047	49.4%	1% Worse	NA	NA
Safety					
Child Abuse & Neglect Victims (per 1,000)	8325	10.2	3% Worse	10.5	13% Worse
Crimes Against Persons (per 1,000)	49388	15.5	11% Better	17.3	NA
Child Deaths (per 100,000 age 1-14)	167	26.2	6% Worse	27.4	NA
Early Childhood					
Low Birthweight Infants (per 1,000 births)	2336	53.5	3% Better	52.4	NA
Infant Mortality (per 1,000 live births)	262	6.1	14% Better	7.4	2% Worse
Child Care Supply (spaces per 100 age 0-13)	113935	20.1	26% Better	NA	4% Worse



1997 STATUS OF CHILDREN

Baker County



1996 Population

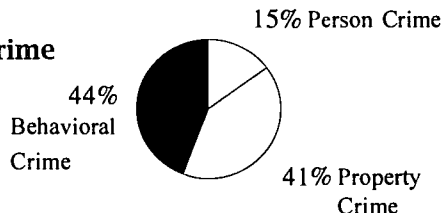
Total	16,500
Age 0-9	2,078
Age 10-17	2,027

JUVENILE CRIME

Arrests

There were 555 juvenile arrests in 1996. Juvenile arrests accounted for 47% of all county arrests in 1996.

Type of Crime



8 county youth were held in state correctional facilities in 1996.

TEEN PREGNANCY & SEXUALITY

Pregnancy

The pregnancy rate was 8.1 per 1,000 girls age 10-17 in 1996.

Demographic data not reported due to low number of incidents.

Childbearing

Six babies were born to teen mothers in 1996.

Sexually Transmitted Diseases

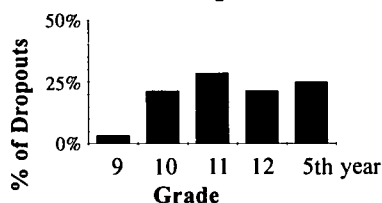
The 1996 STD rate per 10,000 for age 10-19 is 56.3 (14 STDs reported). 71% of cases were diagnosed in teen girls.

HIGH SCHOOL DROPOUT

Dropouts 1995-96

In the 1995-96 school year, 28 students dropped out of high school. 64% of dropouts were teen boys.

Grade of Dropout



Reasons for Dropping Out

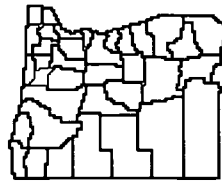
Top reasons reported by students and/or school personnel: coursework irrelevant to life after high school and lack of personal attention in class.

COUNTY INDICATORS

	Indicator	Number 95/96	Rate 95/96	Rate Change since 94/95	Previous 5-Year Average Rate	95/96 Rate Compared to Oregon
Teens	Juvenile Arrests (per 1,000 juveniles)	555	135.2	Worse	90.3	118% Worse
	Teen Pregnancy (per 1,000 girls age 10-17)	8	8.1	Better	15.5	57% Better
	Suicide Attempts (per 100,000 age 10-17)	2	98.7	Better	151.7	55% Better
School	High School Dropout	28	3.0%	Better	3.8%	59% Better
	8th Grade Reading Proficiency	127	54.0%	Better	NA	1% Worse
	8th Grade Math Proficiency	140	58.1%	Better	NA	18% Better
Safety	Child Abuse & Neglect Victims (per 1,000)	89	21.7	Worse	14.9	113% Worse
	Crimes Against Persons (per 1,000)	325	19.7	Better	19.8	27% Worse
	Child Deaths (per 100,000 age 1-14)	0	0.0	Better	32.7	100% Better
Early Childhood	Low Birthweight Infants (per 1,000 births)	4	24.4	Better	58.0	54% Better
	Infant Mortality (per 1,000 live births)	4	21.7	Worse	9.9	256% Worse
	Child Care Supply (spaces per 100 age 0-13)	498	18.0	Same	NA	11% Worse



Benton County



1996 Population

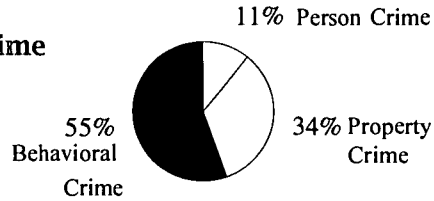
Total	76,000
Age 0-9	8,757
Age 10-17	7,533

JUVENILE CRIME

Arrests

There were 775 juvenile arrests in 1996. Juvenile arrests accounted for 23% of all county arrests in 1996.

Type of Crime

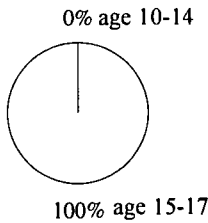


15 county youth were held in state correctional facilities in 1996.

TEEN PREGNANCY & SEXUALITY

Pregnancy

The pregnancy rate was 10 per 1,000 girls age 10-17 in 1996.



Childbearing

15 babies were born to teen mothers in 1996. 33% of these teen mothers did not receive adequate prenatal care.

Sexually Transmitted Diseases

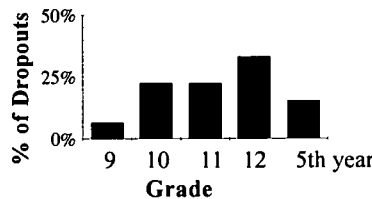
The 1996 STD rate per 10,000 for age 10-19 is 28.1 (34 STDs reported). 85% of cases were diagnosed in teen girls.

HIGH SCHOOL DROPOUT

Dropouts 1995-96

In the 1995-96 school year, 151 students dropped out of high school. 48% of dropouts were teen boys.

Grade of Dropout



Reasons for Dropping Out

Top reasons reported by students and/or school personnel: substance abuse and pregnant or student parent.

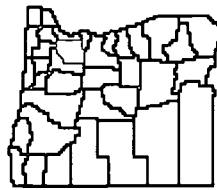
COUNTY INDICATORS

	Indicator	Number 95/96	Rate 95/96	Rate Change since 94/95	Previous 5-Year Average Rate	95/96 Rate Compared to Oregon
Teens	Juvenile Arrests (per 1,000 juveniles)	775	47.6	19% Worse	41.5	23% Better
	Teen Pregnancy (per 1,000 girls age 10-17)	36	10.0	5% Better	10.4	47% Better
	Suicide Attempts (per 100,000 age 10-17)	15	199.1	26% Better	223.4	9% Better
School	High School Dropout	151	4.9%	16% Better	5.0%	32% Better
	8th Grade Reading Proficiency	594	70.9%	11% Better	NA	29% Better
	8th Grade Math Proficiency	547	65.3%	9% Better	NA	32% Better
Safety	Child Abuse & Neglect Victims (per 1,000)	151	9.3	43% Worse	4.8	9% Better
	Crimes Against Persons (per 1,000)	733	9.6	13% Better	10.6	38% Better
	Child Deaths (per 100,000 age 1-14)	0	0.0	100% Better	15.4	100% Better
Early Childhood	Low Birthweight Infants (per 1,000 births)	25	29.7	52% Better	46.0	44% Better
	Infant Mortality (per 1,000 live births)	7	8.8	76% Worse	6.1	44% Worse
	Child Care Supply (spaces per 100 age 0-13)	2974	26.0	8% Better	NA	29% Better



1997 STATUS OF CHILDREN

Clackamas County



1996 Population

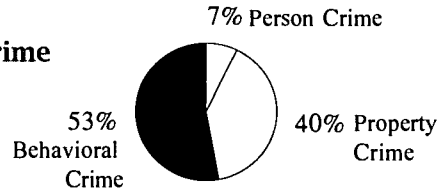
Total	313,200
Age 0-9	43,554
Age 10-17	36,639

JUVENILE CRIME

Arrests

There were 3,234 juvenile arrests 1996. Juvenile arrests accounted for 26% of all county arrests in 1996.

Type of Crime

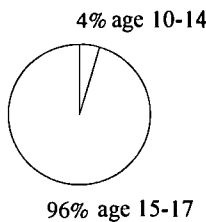


65 county youth were held in state correctional facilities in 1996.

TEEN PREGNANCY & SEXUALITY

Pregnancy

The pregnancy rate was 15 per 1,000 girls age 10-17 in 1996.



Childbearing

136 babies were born to teen mothers in 1996. 38% of these teen mothers did not receive adequate prenatal care.

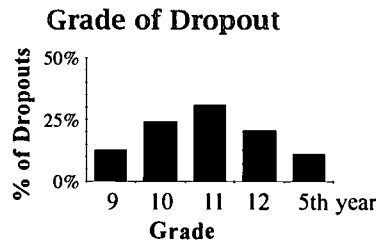
Sexually Transmitted Diseases

The 1996 STD rate per 10,000 for age 10-19 is 31.2 (135 STDs reported). 81% of cases were diagnosed in teen girls.

HIGH SCHOOL DROPOUT

Dropouts 1995-96

In the 1995-96 school year, 870 students dropped out of high school. 60% of dropouts were teen boys.



Reasons for Dropping Out

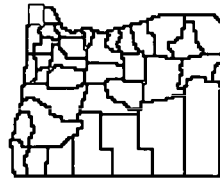
Top reasons reported by students and/or school personnel: frequent discipline referrals and course work was irrelevant to life beyond high school.

COUNTY INDICATORS

	Indicator	Number 95/96	Rate 95/96	Rate Change since 94/95	Previous 5-Year Average Rate	95/96 Rate Compared to Oregon
Teens	Juvenile Arrests (per 1,000 juveniles)	3234	40.3	31% Worse	28.5	35% Better
	Teen Pregnancy (per 1,000 girls age 10-17)	267	15.0	8% Worse	13.8	20% Better
	Suicide Attempts (per 100,000 age 10-17)	46	125.5	13% Better	130.6	42% Better
School	High School Dropout	870	5.7%	10% Worse	4.7%	22% Better
	8th Grade Reading Proficiency	2484	63.8%	10% Better	NA	16% Better
	8th Grade Math Proficiency	2127	54.8%	4% Worse	NA	11% Better
Safety	Child Abuse & Neglect Victims (per 1,000)	330	4.1	21% Better	5.6	60% Better
	Crimes Against Persons (per 1,000)	3602	11.5	5% Better	11.1	26% Better
	Child Deaths (per 100,000 age 1-14)	21	33.0	3% Better	23.4	26% Worse
Early Childhood	Low Birthweight Infants (per 1,000 births)	224	55.2	7% Worse	51.2	3% Worse
	Infant Mortality (per 1,000 live births)	31	7.9	58% Worse	7.2	30% Worse
	Child Care Supply (spaces per 100 age 0-13)	9775	17.0	31% Better	NA	16% Worse



Clatsop County



1996 Population

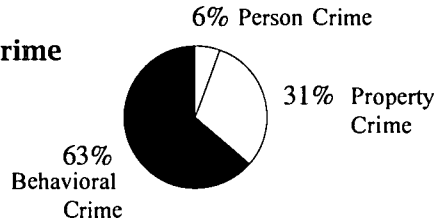
Total	34,600
Age 0-9	4,660
Age 10-17	4,152

JUVENILE CRIME

Arrests

There were 770 juvenile arrests in 1996. Juvenile arrests accounted for 25% of all county arrests in 1996.

Type of Crime

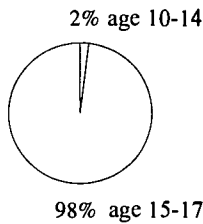


15 county youth were held in state correctional facilities in 1996.

TEEN PREGNANCY & SEXUALITY

Pregnancy

The pregnancy rate was 24.4 per 1,000 girls age 10-17 in 1996.



Childbearing

32 babies were born to teen mothers in 1996. 28% of these teen mothers did not receive adequate prenatal care.

Sexually Transmitted Diseases

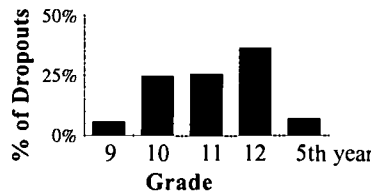
The 1996 STD rate per 10,000 for age 10-19 is 117.1 (60 STDs reported). 83% of cases were diagnosed in teen girls.

HIGH SCHOOL DROPOUT

Dropouts 1995-96

In the 1995-96 school year, 85 students dropped out of high school. 61% of dropouts were teen boys.

Grade of Dropout



Reasons for Dropping Out

Top reason reported by students and/or school personnel: working more than 15 hours a week.

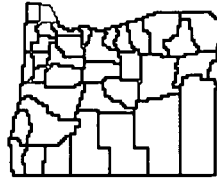
COUNTY INDICATORS

	Indicator	Number 95/96	Rate 95/96	Rate Change since 94/95	Previous 5-Year Average Rate	95/96 Rate Compared to Oregon
Teens	Juvenile Arrests (per 1,000 juveniles)	770	87.4	Worse	64.3	41% Worse
	Teen Pregnancy (per 1,000 girls age 10-17)	47	24.4	Worse	17.1	30% Worse
	Suicide Attempts (per 100,000 age 10-17)	21	505.8	Worse	304.6	132% Worse
School	High School Dropout	85	5.2%	Better	5.3%	28% Better
	8th Grade Reading Proficiency	224	53.6%	Better	NA	2% Worse
	8th Grade Math Proficiency	184	43.6%	Worse	NA	12% Worse
Safety	Child Abuse & Neglect Victims (per 1,000)	113	12.8	Better	20.5	25% Worse
	Crimes Against Persons (per 1,000)	475	13.7	Better	16.0	12% Better
	Child Deaths (per 100,000 age 1-14)	1	14.5	Worse	34.5	45% Better
Early Childhood	Low Birthweight Infants (per 1,000 births)	19	48.1	Better	56.4	10% Better
	Infant Mortality (per 1,000 live births)	7	16.5	Worse	8.6	170% Worse
	Child Care Supply (spaces per 100 age 0-13)	1166	19.0	Worse	NA	6% Worse



1997 STATUS OF CHILDREN

Columbia County



1996 Population

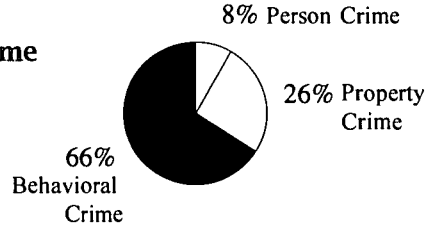
Total	40,100
Age 0-9	5,435
Age 10-17	5,042

JUVENILE CRIME

Arrests

There were 798 juvenile arrests in 1996. Juvenile arrests accounted for 32% of all county arrests in 1996.

Type of Crime

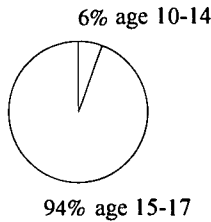


10 county youth were held in state correctional facilities in 1996.

TEEN PREGNANCY & SEXUALITY

Pregnancy

The pregnancy rate was 21.2 per 1,000 girls age 10-17 in 1996.



Childbearing

27 babies were born to teen mothers in 1996. 26% of these teen mothers did not receive adequate prenatal care.

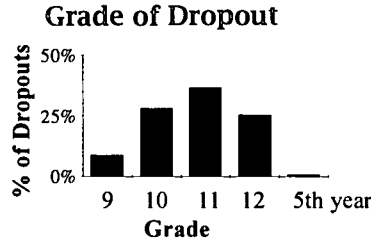
Sexually Transmitted Diseases

The 1996 STD rate per 10,000 for age 10-19 is 31.5 (20 STDs reported). 85% of cases were diagnosed in teen girls.

HIGH SCHOOL DROPOUT

Dropouts 1995-96

In the 1995-96 school year, 114 students dropped out of high school. 60% of dropouts were teen boys.



Reasons for Dropping Out

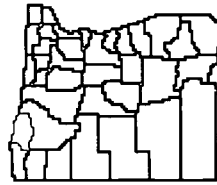
Top reasons reported by students and/or school personnel: substance abuse and frequent discipline referrals.

COUNTY INDICATORS

	Indicator	Number 95/96	Rate 95/96	Rate Change since 94/95	Previous 5-Year Average Rate	95/96 Rate Compared to Oregon
Teens	Juvenile Arrests (per 1,000 juveniles)	798	76.2	Better	64.6	23% Worse
	Teen Pregnancy (per 1,000 girls age 10-17)	52	21.2	Worse	15.7	13% Worse
	Suicide Attempts (per 100,000 age 10-17)	4	79.3	Better	156.2	64% Better
School	High School Dropout	114	4.1%	Worse	3.6%	43% Better
	8th Grade Reading Proficiency	368	54.7%	Better	NA	0% Worse
	8th Grade Math Proficiency	293	42.0%	Worse	NA	15% Worse
Safety	Child Abuse & Neglect Victims (per 1,000)	109	10.4	Worse	12.1	2% Worse
	Crimes Against Persons (per 1,000)	420	10.5	Worse	11.1	32% Better
	Child Deaths (per 100,000 age 1-14)	3	35.9	Worse	14.0	37% Worse
Early Childhood	Low Birthweight Infants (per 1,000 births)	22	43.0	Better	55.6	20% Better
	Infant Mortality (per 1,000 live births)	3	6.6	Worse	5.9	8% Worse
	Child Care Supply (spaces per 100 age 0-13)	1220	17.0	Same	NA	16% Worse



Coos County



1996 Population

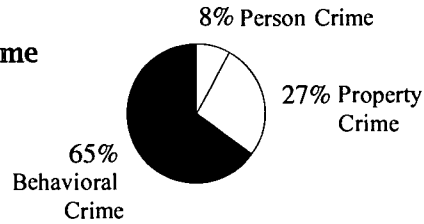
Total	61,700
Age 0-9	7,391
Age 10-17	7,127

JUVENILE CRIME

Arrests

There were 1,529 juvenile arrests in 1996. Juvenile arrests accounted for 37% of all county arrests in 1996.

Type of Crime

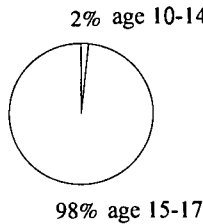


27 county youth were held in state correctional facilities in 1996.

TEEN PREGNANCY & SEXUALITY

Pregnancy

The pregnancy rate was 15.3 per 1,000 girls age 10-17 in 1996.



Childbearing

31 babies were born to teen mothers in 1996. 39% of these teen mothers did not receive adequate prenatal care.

Sexually Transmitted Diseases

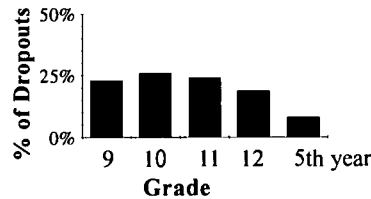
The 1996 STD rate per 10,000 for age 10-19 is 55 (49 STDs reported). 88% of cases were diagnosed in teen girls.

HIGH SCHOOL DROPOUT

Dropouts 1995-96

In the 1995-96 school year, 196 students dropped out of high school. 63% of dropouts were teen boys.

Grade of Dropout



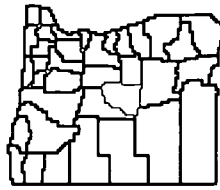
Reasons for Dropping Out

Top reasons reported by students and/or school personnel: frequent discipline referrals, course work was irrelevant to life beyond high school and peer pressure.

COUNTY INDICATORS

	Indicator	Number 95/96	Rate 95/96	Rate Change since 94/95	Previous 5-Year Average Rate	95/96 Rate Compared to Oregon
Teens	Juvenile Arrests (per 1,000 juveniles)	1529	105.3	6% Worse	79.7	70% Worse
	Teen Pregnancy (per 1,000 girls age 10-17)	53	15.3	3% Better	20.3	19% Better
	Suicide Attempts (per 100,000 age 10-17)	15	210.5	28% Better	286.0	3% Better
School	High School Dropout	196	5.9%	7% Worse	5.6%	19% Better
	8th Grade Reading Proficiency	435	52.6%	Same	NA	4% Worse
	8th Grade Math Proficiency	395	47.8%	5% Worse	NA	3% Worse
Safety	Child Abuse & Neglect Victims (per 1,000)	186	12.8	29% Better	16.0	25% Worse
	Crimes Against Persons (per 1,000)	930	15.1	22% Better	19.3	3% Better
	Child Deaths (per 100,000 age 1-14)	3	25.3	3% Worse	24.7	3% Better
Early Childhood	Low Birthweight Infants (per 1,000 births)	29	45.1	21% Better	49.8	16% Better
	Infant Mortality (per 1,000 live births)	2	3.4	62% Better	7.8	44% Better
	Child Care Supply (spaces per 100 age 0-13)	NA	NA	NA	NA	NA

Crook County



1996 Population

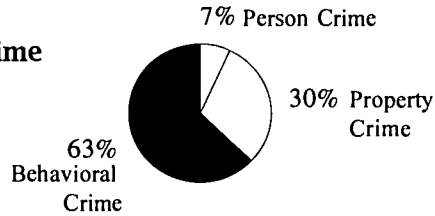
Total	15,900
Age 0-9	2,343
Age 10-17	1,880

JUVENILE CRIME

Arrests

There were 351 juvenile arrests in 1996. Juvenile arrests accounted for 30% of all county arrests in 1996.

Type of Crime

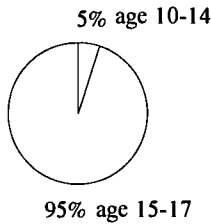


3 county youth were held in state correctional facilities in 1996.

TEEN PREGNANCY & SEXUALITY

Pregnancy

The pregnancy rate was 21.3 per 1,000 girls age 10-17 in 1996.



Childbearing

15 babies were born to teen mothers in 1996. 40% of these teen mothers did not receive adequate prenatal care.

Sexually Transmitted Diseases

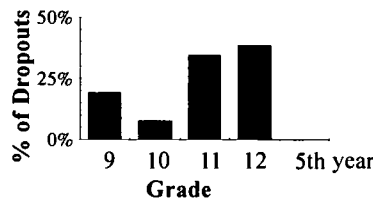
The 1996 STD rate per 10,000 for age 10-19 is 51.6 (12 STDs reported). 100% of cases were diagnosed in teen girls.

HIGH SCHOOL DROPOUT

Dropouts 1995-96

In the 1995-96 school year, 26 students dropped out of high school. 50% of dropouts were teen boys.

Grade of Dropout



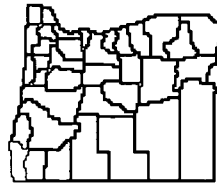
Reasons for Dropping Out

Top reasons reported by students and/or school personnel: frequent discipline referrals, substance abuse, and a lack of personal attention in class.

COUNTY INDICATORS

	Indicator	Number 95/96	Rate 95/96	Rate Change since 94/95	Previous 5-Year Average Rate	95/96 Rate Compared to Oregon
Teens	Juvenile Arrests (per 1,000 juveniles)	351	83.1	Better	84.0	34% Worse
	Teen Pregnancy (per 1,000 girls age 10-17)	19	21.3	Worse	18.0	13% Worse
	Suicide Attempts (per 100,000 age 10-17)	2	106.4	Worse	53.7	51% Better
School	High School Dropout	26	3.0%	Better	5.8%	58% Better
	8th Grade Reading Proficiency	103	50.0%	Better	NA	9% Worse
	8th Grade Math Proficiency	82	38.0%	Worse	NA	23% Worse
Safety	Child Abuse & Neglect Victims (per 1,000)	56	13.3	Better	13.3	30% Worse
	Crimes Against Persons (per 1,000)	239	15.0	Worse	11.3	3% Better
	Child Deaths (per 100,000 age 1-14)	0	0.0	Same	18.4	100% Better
Early Childhood	Low Birthweight Infants (per 1,000 births)	9	42.1	Better	69.7	21% Better
	Infant Mortality (per 1,000 live births)	1	4.7	Better	14.9	23% Better
	Child Care Supply (spaces per 100 age 0-13)	514	17.0	Better	NA	16% Worse

Curry County



1996 Population

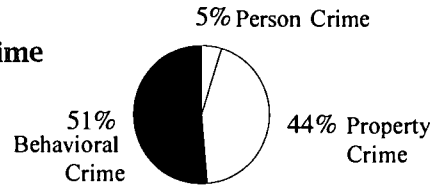
Total	22,000
Age 0-9	2,548
Age 10-17	2,070

JUVENILE CRIME

Arrests

There were 211 juvenile arrests in 1996. Juvenile arrests accounted for 21% of all county arrests in 1996.

Type of Crime

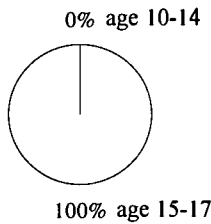


7 county youth were held in state correctional facilities in 1996.

TEEN PREGNANCY & SEXUALITY

Pregnancy

The pregnancy rate was 11.8 per 1,000 girls age 10-17 in 1996.



Childbearing

11 babies were born to teen mothers in 1996. 55% of these teen mothers did not receive adequate prenatal care.

Sexually Transmitted Diseases

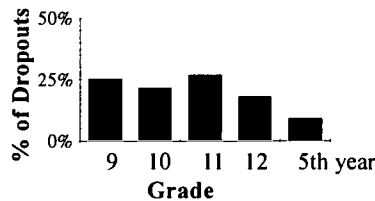
The 1996 STD rate per 10,000 for age 10-19 is 47.3 (12 STDs reported). 92% of cases were diagnosed in teen girls.

HIGH SCHOOL DROPOUT

Dropouts 1995-96

In the 1995-96 school year, 56 students dropped out of high school. 50% of dropouts were teen boys.

Grade of Dropout



Reasons for Dropping Out

Top reasons reported by students and/or school personnel: substance abuse, course work was irrelevant to life beyond high school, and a lack of personal attention in class.

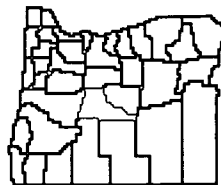
COUNTY INDICATORS

	Indicator	Number 95/96	Rate 95/96	Rate Change since 94/95	Previous 5-Year Average Rate	95/96 Rate Compared to Oregon
Teens	Juvenile Arrests (per 1,000 juveniles)	211	45.7	Better	44.3	26% Better
	Teen Pregnancy (per 1,000 girls age 10-17)	12	11.8	Better	16.4	37% Better
	Suicide Attempts (per 100,000 age 10-17)	1	48.3	Better	209.3	78% Better
School	High School Dropout	56	5.6%	Better	6.6%	23% Better
	8th Grade Reading Proficiency	142	59.4%	Better	NA	8% Better
	8th Grade Math Proficiency	119	49.4%	Same	NA	Same
Safety	Child Abuse & Neglect Victims (per 1,000)	67	14.5	Better	23.2	42% Worse
	Crimes Against Persons (per 1,000)	284	12.9	Better	12.4	17% Better
	Child Deaths (per 100,000 age 1-14)	3	81.5	Worse	35.6	211% Worse
Early Childhood	Low Birthweight Infants (per 1,000 births)	10	55.6	Better	45.4	4% Worse
	Infant Mortality (per 1,000 live births)	2	10.0	Worse	10.2	64% Worse
	Child Care Supply (spaces per 100 age 0-13)	NA	NA	NA	NA	NA



1997 STATUS of CHILDREN

Deschutes County



1996 Population

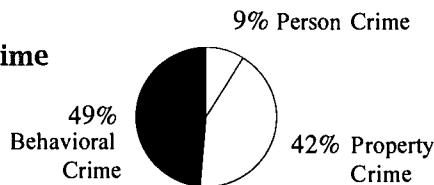
Total	98,000
Age 0-9	14,737
Age 10-17	11,079

JUVENILE CRIME

Arrests

There were 2,089 juvenile arrests in 1996. Juvenile arrests accounted for 35% of all county arrests in 1996.

Type of Crime

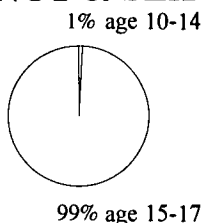


24 county youth were held in state correctional facilities in 1996.

TEEN PREGNANCY & SEXUALITY

Pregnancy

The pregnancy rate was 17.9 per 1,000 girls age 10-17 in 1996.



Childbearing

58 babies were born to teen mothers in 1996. 22% of these teen mothers did not receive adequate prenatal care.

Sexually Transmitted Diseases

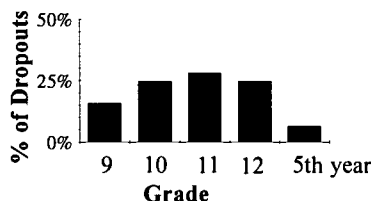
The 1996 STD rate per 10,000 for age 10-19 is 43.4 (58 STDs reported). 79% of cases were diagnosed in teen girls.

HIGH SCHOOL DROPOUT

Dropouts 1995-96

In the 1995-96 school year, 278 students dropped out of high school. 58% of dropouts were teen boys.

Grade of Dropout



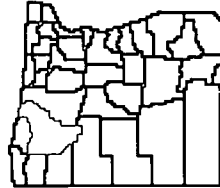
Reasons for Dropping Out

Top reasons reported by students and/or school personnel: working more than 15 hours a week and substance abuse.

COUNTY INDICATORS

	Indicator	Number 95/96	Rate 95/96	Rate Change since 94/95	Previous 5-Year Average Rate	95/96 Rate Compared to Oregon
Teens	Juvenile Arrests (per 1,000 juveniles)	2089	80.9	5% Worse	71.0	30% Worse
	Teen Pregnancy (per 1,000 girls age 10-17)	96	17.9	8% Worse	16.2	5% Better
	Suicide Attempts (per 100,000 age 10-17)	21	189.5	20% Better	236.9	13% Better
School	High School Dropout	278	5.6%	9% Better	5.8%	23% Better
	8th Grade Reading Proficiency	871	61.4%	15% Better	NA	12% Better
	8th Grade Math Proficiency	737	52.2%	5% Better	NA	6% Better
Safety	Child Abuse & Neglect Victims (per 1,000)	218	8.4	13% Better	9.6	18% Better
	Crimes Against Persons (per 1,000)	1184	12.1	13% Better	13.0	22% Better
	Child Deaths (per 100,000 age 1-14)	7	36.7	31% Better	34.9	40% Worse
Early Childhood	Low Birthweight Infants (per 1,000 births)	69	53.4	8% Worse	55.1	Same
	Infant Mortality (per 1,000 live births)	8	6.6	18% Better	5.7	8% Worse
	Child Care Supply (spaces per 100 age 0-13)	4292	23.0	8% Worse	NA	14% Better

Douglas County



1996 Population

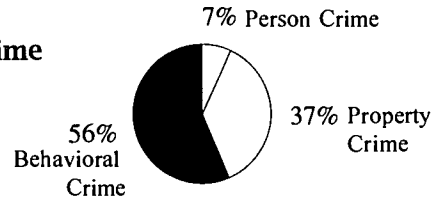
Total	98,600
Age 0-9	12,756
Age 10-17	11,627

JUVENILE CRIME

Arrests

There were 1,468 juvenile arrests in 1996. Juvenile arrests accounted for 33% of all county arrests in 1996.

Type of Crime

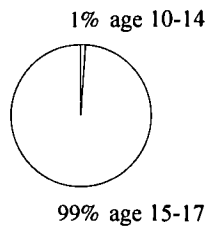


23 county youth were held in state correctional facilities in 1996.

TEEN PREGNANCY & SEXUALITY

Pregnancy

The pregnancy rate was 14.7 per 1,000 girls age 10-17 in 1996.



Childbearing

61 babies were born to teen mothers in 1996. 30% of these teen mothers did not receive adequate prenatal care.

Sexually Transmitted Diseases

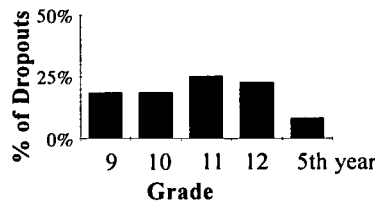
The 1996 STD rate per 10,000 for age 10-19 is 32.7 (48 STDs reported). 75% of cases were diagnosed in teen girls.

HIGH SCHOOL DROPOUT

Dropouts 1995-96

In the 1995-96 school year, 348 students dropped out of high school. 57% of dropouts were teen boys.

Grade of Dropout



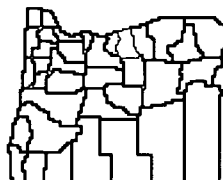
Reasons for Dropping Out

Top reasons reported by students and/or school personnel: course work was irrelevant to life beyond high school and frequent discipline referrals.

COUNTY INDICATORS

	Indicator	Number 95/96	Rate 95/96	Rate Change since 94/95	Previous 5-Year Average Rate	95/96 Rate Compared to Oregon
Teens	Juvenile Arrests (per 1,000 juveniles)	1468	60.2	4% Better	71.8	3% Better
	Teen Pregnancy (per 1,000 girls age 10-17)	84	14.7	32% Better	18.6	22% Better
	Suicide Attempts (per 100,000 age 10-17)	15	129.0	50% Better	253.1	41% Better
School	High School Dropout	348	6.4%	9% Better	6.8%	12% Better
	8th Grade Reading Proficiency	719	54.2%	6% Better	NA	1% Worse
	8th Grade Math Proficiency	578	43.9%	6% Worse	NA	11% Worse
Safety	Child Abuse & Neglect Victims (per 1,000)	343	14.1	8% Worse	11.4	38% Worse
	Crimes Against Persons (per 1,000)	1466	14.9	4% Better	15.1	4% Better
	Child Deaths (per 100,000 age 1-14)	7	36.6	45% Worse	28.2	40% Worse
Early Childhood	Low Birthweight Infants (per 1,000 births)	59	53.5	19% Better	54.7	Same
	Infant Mortality (per 1,000 live births)	4	3.5	13% Better	7.0	43% Better
	Child Care Supply (spaces per 100 age 0-13)	2555	15.0	40% Worse	NA	25% Worse

Gilliam County



1996 Population

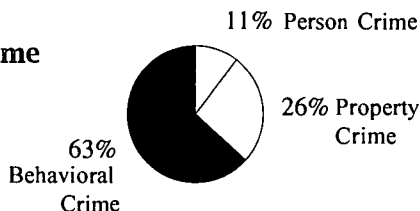
Total	1,900
Age 0-9	200
Age 10-17	285

JUVENILE CRIME

Arrests

There were 19 juvenile arrests in 1996. Juvenile arrests accounted for 19% of all county arrests in 1996.

Type of Crime



No county youth were held in state correctional facilities in 1996.

TEEN PREGNANCY & SEXUALITY

Pregnancy

The pregnancy rate was 7.4 per 1,000 girls age 10-17 in 1996.

Demographic data not reported due to low number of incidents.

Childbearing

One baby was born to a teen mother in 1996.

Sexually Transmitted Diseases

No STDs were reported in 1996 for teens 10-19.

HIGH SCHOOL DROPOUT

Dropouts 1995-96

In the 1995-96 school year, one student dropped out of high school.

Grade of Dropout

Demographic data not reported due to low number of incidents.

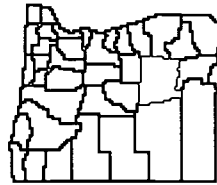
Reasons for Dropping Out

Top reasons reported by students and/or school personnel: not available.

COUNTY INDICATORS

	Indicator	Number 95/96	Rate 95/96	Rate Change since 94/95	Previous 5-Year Average Rate	95/96 Rate Compared to Oregon
Teens	Juvenile Arrests (per 1,000 juveniles)	19	39.2	Better	36.5	37% Better
	Teen Pregnancy (per 1,000 girls age 10-17)	1	7.4	Worse	5.4	61% Better
	Suicide Attempts (per 100,000 age 10-17)	0	0.0	Same	81.3	100% Better
School	High School Dropout	1	0.8%	Better	2.1%	89% Better
	8th Grade Reading Proficiency	9	40.9%	Worse	NA	25% Worse
	8th Grade Math Proficiency	9	40.9%	Worse	NA	17% Worse
Safety	Child Abuse & Neglect Victims (per 1,000)	7	14.4	Better	20.8	41% Worse
	Crimes Against Persons (per 1,000)	18	9.5	Better	7.0	39% Better
	Child Deaths (per 100,000 age 1-14)	0	0.0	Same	0.0	100% Better
Early Childhood	Low Birthweight Infants (per 1,000 births)	0	0.0	Better	14.3	100% Better
	Infant Mortality (per 1,000 live births)	0	0.0	Same	0.0	100% Better
	Child Care Supply (spaces per 100 age 0-13)	NA	NA	NA	NA	NA

Grant County



1996 Population

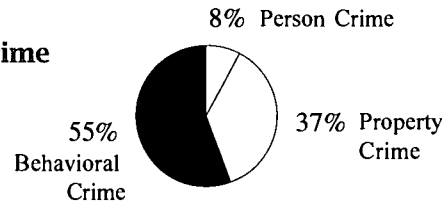
Total	8,100
Age 0-9	1,058
Age 10-17	1,033

JUVENILE CRIME

Arrests

There were 63 juvenile arrests in 1996. Juvenile arrests accounted for 24% of all county arrests in 1996.

Type of Crime



1 county youth was held in a state correctional facility in 1996.

TEEN PREGNANCY & SEXUALITY

Pregnancy

The pregnancy rate was 8 per 1,000 girls age 10-17 in 1996.

Demographic data not reported due to low number of incidents.

Childbearing

Three babies were born to teen mothers in 1996.

Sexually Transmitted Diseases

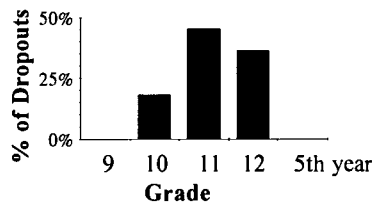
The 1996 STD rate per 10,000 for age 10-19 is 23.5 (3 STDs reported).

HIGH SCHOOL DROPOUT

Dropouts 1995-96

In the 1995-96 school year, 11 students dropped out of high school. 64% of dropouts were teen boys.

Grade of Dropout



Reasons for Dropping Out

Top reasons reported by students and/or school personnel: working more than 15 hours a week and frequent discipline referrals.

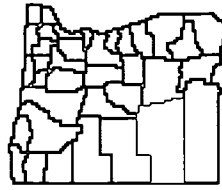
COUNTY INDICATORS

	Indicator	Number 95/96	Rate 95/96	Rate Change since 94/95	Previous 5-Year Average Rate	95/96 Rate Compared to Oregon
Teens	Juvenile Arrests (per 1,000 juveniles)	63	30.1	Better	25.1	51% Better
	Teen Pregnancy (per 1,000 girls age 10-17)	4	8.0	Better	14.7	57% Better
	Suicide Attempts (per 100,000 age 10-17)	5	484.0	Worse	157.1	122% Worse
School	High School Dropout	11	2.1%	Worse	1.9%	71% Better
	8th Grade Reading Proficiency	65	55.1%	Worse	NA	1% Better
	8th Grade Math Proficiency	63	54.3%	Better	NA	10% Better
Safety	Child Abuse & Neglect Victims (per 1,000)	25	12.0	Better	15.9	18% Worse
	Crimes Against Persons (per 1,000)	86	10.6	Better	13.3	32% Better
	Child Deaths (per 100,000 age 1-14)	0	0.0	Better	70.0	100% Better
Early Childhood	Low Birthweight Infants (per 1,000 births)	4	40.8	Better	42.2	24% Better
	Infant Mortality (per 1,000 live births)	1	10.2	Worse	1.8	67% Worse
	Child Care Supply (spaces per 100 age 0-13)	162	11.0	Worse	NA	45% Worse



1997 STATUS OF CHILDREN

Harney County



1996 Population

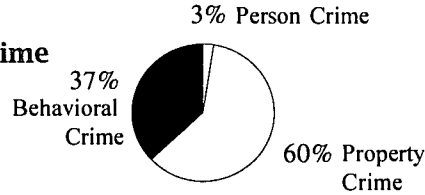
Total	7,500
Age 0-9	1,002
Age 10-17	917

JUVENILE CRIME

Arrests

There were 38 juvenile arrests in 1996. Juvenile arrests accounted for 17% of all county arrests in 1996.

Type of Crime



2 county youth were held in state correctional facilities in 1996.

TEEN PREGNANCY & SEXUALITY

Pregnancy

The pregnancy rate was 13.6 per 1,000 girls age 10-17 in 1996.

Demographic data not reported due to low number of incidents.

Childbearing

Five babies were born to teen mothers in 1996.

Sexually Transmitted Diseases

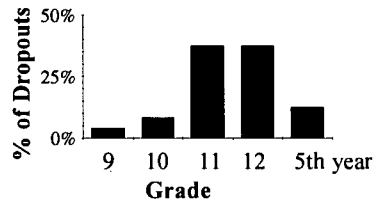
The 1996 STD rate per 10,000 for age 10-19 is 8.6 (1 STD reported).

HIGH SCHOOL DROPOUT

Dropouts 1995-96

In the 1995-96 school year, 24 students dropped out of high school. 46% of dropouts were teen boys.

Grade of Dropout



Reasons for Dropping Out

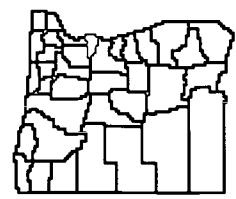
Top reasons reported by students and/or school personnel: pregnant or student parent and frequent discipline referrals.

COUNTY INDICATORS

	Indicator	Number 95/96	Rate 95/96	Rate Change since 94/95	Previous 5-Year Average Rate	95/96 Rate Compared to Oregon
Teens	Juvenile Arrests (per 1,000 juveniles)	38	19.8	Better	28.0	68% Better
	Teen Pregnancy (per 1,000 girls age 10-17)	6	13.6	Better	17.7	28% Better
	Suicide Attempts (per 100,000 age 10-17)	3	327.2	Better	157.7	50% Worse
School	High School Dropout	24	5.4%	Worse	4.3%	26% Better
	8th Grade Reading Proficiency	57	54.8%	Worse	NA	Same
	8th Grade Math Proficiency	50	48.1%	Worse	NA	3% Worse
Safety	Child Abuse & Neglect Victims (per 1,000)	46	24.0	Worse	18.7	135% Worse
	Crimes Against Persons (per 1,000)	82	10.9	Worse	7.4	30% Better
	Child Deaths (per 100,000 age 1-14)	0	0.0	Better	40.7	100% Better
Early Childhood	Low Birthweight Infants (per 1,000 births)	5	61.0	Worse	55.0	14% Worse
	Infant Mortality (per 1,000 live births)	1	13.3	Worse	11.2	118% Worse
	Child Care Supply (spaces per 100 age 0-13)	NA	NA	NA	NA	NA



Hood River County



1996 Population

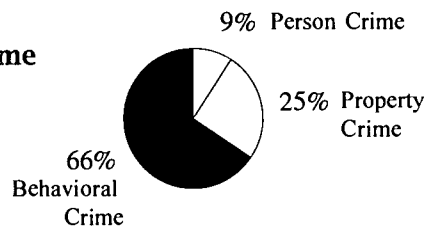
Total	19,000
Age 0-9	3,157
Age 10-17	2,234

JUVENILE CRIME

Arrests

There were 313 juvenile arrests in 1996. Juvenile arrests accounted for 26% of all county arrests in 1996.

Type of Crime

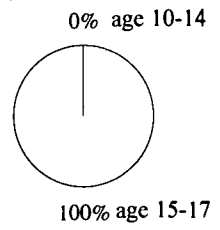


One county youth was held in a state correctional facility in

TEEN PREGNANCY & SEXUALITY

Pregnancy

The pregnancy rate was 15 per 1,000 girls age 10-17 in 1996.



Childbearing

14 babies were born to teen mothers in 1996. 43% of these teen mothers did not receive adequate prenatal care.

Sexually Transmitted Diseases

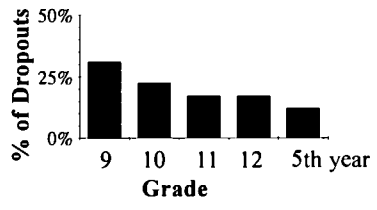
The 1996 STD rate per 10,000 for age 10-19 is 40.2 (11 STDs reported). 100% of cases were diagnosed in teen girls.

HIGH SCHOOL DROPOUT

Dropouts 1995-96

In the 1995-96 school year, 58 students dropped out of high school. 71% of dropouts were teen boys.

Grade of Dropout



Reasons for Dropping Out

Top reasons reported by students and/or school personnel: does not speak English well or at all and peer pressure.

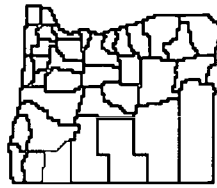
COUNTY INDICATORS

	Indicator	Number 95/96	Rate 95/96	Rate Change since 94/95	Previous 5-Year Average Rate	95/96 Rate Compared to Oregon
Teens	Juvenile Arrests (per 1,000 juveniles)	313	58.1	Worse	50.7	6% Better
	Teen Pregnancy (per 1,000 girls age 10-17)	17	15.0	Worse	17.9	20% Better
	Suicide Attempts (per 100,000 age 10-17)	3	134.3	Better	165.7	38% Better
School	High School Dropout	58	5.5%	Better	6.4%	24% Better
	8th Grade Reading Proficiency	110	50.0%	Worse	NA	9% Worse
	8th Grade Math Proficiency	91	39.7%	Worse	NA	20% Worse
Safety	Child Abuse & Neglect Victims (per 1,000)	91	16.9	Worse	15.3	66% Worse
	Crimes Against Persons (per 1,000)	199	10.5	Better	10.9	32% Better
	Child Deaths (per 100,000 age 1-14)	2	48.3	Worse	29.9	84% Worse
Early Childhood	Low Birthweight Infants (per 1,000 births)	16	52.5	Better	54.5	2% Better
	Infant Mortality (per 1,000 live births)	2	6.7	Better	4.8	10% Worse
	Child Care Supply (spaces per 100 age 0-13)	958	24.0	Better	NA	19% Better



1997 STATUS of CHILDREN

Jackson County



1996 Population

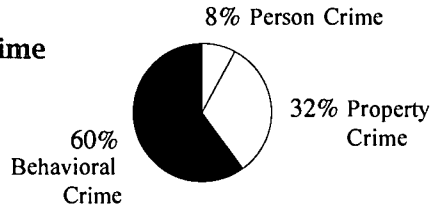
Total	168,000
Age 0-9	22,910
Age 10-17	18,467

JUVENILE CRIME

Arrests

There were 3,904 juvenile arrests in 1996. Juvenile arrests accounted for 33% of all county arrests in 1996.

Type of Crime

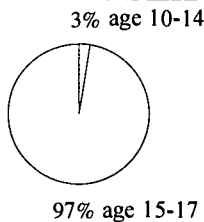


55 county youth were held in state correctional facilities in 1996.

TEEN PREGNANCY & SEXUALITY

Pregnancy

The pregnancy rate was 17.3 per 1,000 girls age 10-17 in 1996.



Childbearing

121 babies were born to teen mothers in 1996. 39% of these teen mothers did not receive adequate prenatal care.

Sexually Transmitted Diseases

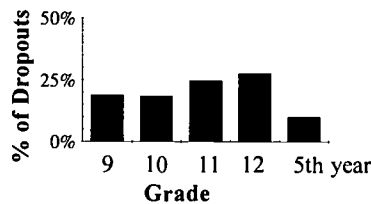
The 1996 STD rate per 10,000 for age 10-19 is 51 (116 STDs reported). 78% of cases were diagnosed in teen girls.

HIGH SCHOOL DROPOUT

Dropouts 1995-96

In the 1995-96 school year, 638 students dropped out of high school. 54% of dropouts were teen boys.

Grade of Dropout



Reasons for Dropping Out

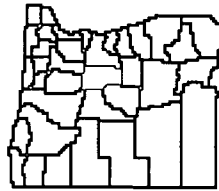
Top reasons reported by students and/or school personnel: course work was irrelevant to life beyond high school and working more than 15 hours a week.

COUNTY INDICATORS

	Indicator	Number 95/96	Rate 95/96	Rate Change since 94/95	Previous 5-Year Average Rate	95/96 Rate Compared to Oregon
Teens	Juvenile Arrests (per 1,000 juveniles)	3904	94.4	29% Worse	73.2	52% Worse
	Teen Pregnancy (per 1,000 girls age 10-17)	156	17.3	9% Worse	17.2	8% Better
	Suicide Attempts (per 100,000 age 10-17)	47	254.5	15% Worse	183.7	17% Worse
School	High School Dropout	638	7.7%	1% Better	7.3%	7% Worse
	8th Grade Reading Proficiency	1062	53.9%	2% Better	NA	2% Worse
	8th Grade Math Proficiency	903	45.6%	6% Worse	NA	8% Worse
Safety	Child Abuse & Neglect Victims (per 1,000)	459	11.1	6% Better	11.4	9% Worse
	Crimes Against Persons (per 1,000)	2372	14.1	6% Better	14.5	9% Better
	Child Deaths (per 100,000 age 1-14)	7	21.5	242% Worse	22.9	18% Better
Early Childhood	Low Birthweight Infants (per 1,000 births)	118	57.2	8% Better	50.3	7% Worse
	Infant Mortality (per 1,000 live births)	13	6.0	33% Better	7.2	2% Better
	Child Care Supply (spaces per 100 age 0-13)	7070	24.0	4% Better	NA	19% Better



Jefferson County



1996 Population

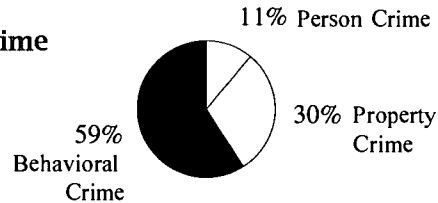
Total	16,900
Age 0-9	3,161
Age 10-17	2,108

JUVENILE CRIME

Arrests

There were 441 juvenile arrests in 1996. Juvenile arrests accounted for 27% of all county arrests in 1996.

Type of Crime

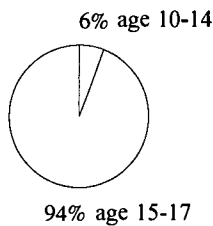


3 county youth were held in state correctional facilities in 1996.

TEEN PREGNANCY & SEXUALITY

Pregnancy

The pregnancy rate was 32.6 per 1,000 girls age 10-17 in 1996.



Childbearing

28 babies were born to teen mothers in 1996. 50% of these teen mothers did not receive adequate prenatal care.

Sexually Transmitted Diseases

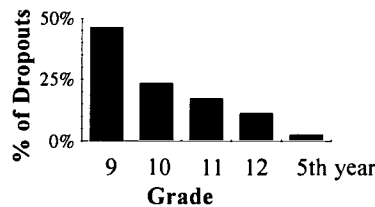
The 1996 STD rate per 10,000 for age 10-19 is 99.2 (25 STDs reported). 80% of cases were diagnosed in teen girls.

HIGH SCHOOL DROPOUT

Dropouts 1995-96

In the 1995-96 school year, 82 students dropped out of high school. 66% of dropouts were teen boys.

Grade of Dropout



Reasons for Dropping Out

Top reasons reported by students and/or school personnel: frequent discipline referrals and course work was irrelevant to life beyond high school.

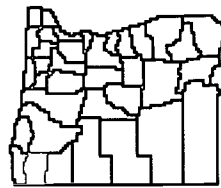
COUNTY INDICATORS

	Indicator	Number 95/96	Rate 95/96	Rate Change since 94/95	Previous 5-Year Average Rate	95/96 Rate Compared to Oregon
Teens	Juvenile Arrests (per 1,000 juveniles)	441	83.7	Worse	76.4	35% Worse
	Teen Pregnancy (per 1,000 girls age 10-17)	34	32.6	Better	32.0	73% Worse
	Suicide Attempts (per 100,000 age 10-17)	3	142.3	Worse	166.1	35% Better
School	High School Dropout	82	9.8%	Worse	13.6%	36% Worse
	8th Grade Reading Proficiency	85	40.9%	Better	NA	25% Worse
	8th Grade Math Proficiency	74	35.2%	Better	NA	29% Worse
Safety	Child Abuse & Neglect Victims (per 1,000)	49	9.3	Worse	12.2	9% Better
	Crimes Against Persons (per 1,000)	317	18.8	Worse	16.1	21% Worse
	Child Deaths (per 100,000 age 1-14)	5	120.6	Better	75.3	360% Worse
Early Childhood	Low Birthweight Infants (per 1,000 births)	22	67.3	Worse	55.8	26% Worse
	Infant Mortality (per 1,000 live births)	4	15.4	Worse	10.0	152% Worse
	Child Care Supply (spaces per 100 age 0-13)	640	16.0	Worse	NA	21% Worse



1997 STATUS OF CHILDREN

Josephine County



1996 Population

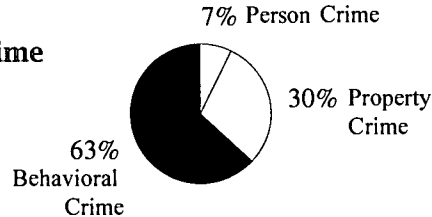
Total	72,000
Age 0-9	9,609
Age 10-17	7,826

JUVENILE CRIME

Arrests

There were 1,099 juvenile arrests in 1996. Juvenile arrests accounted for 35% of all county arrests in 1996.

Type of Crime

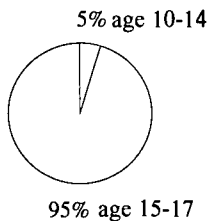


27 county youth were held in state correctional facilities in 1996.

TEEN PREGNANCY & SEXUALITY

Pregnancy

The pregnancy rate was 16.7 per 1,000 girls age 10-17 in 1996.



Childbearing

50 babies were born to teen mothers in 1996. 32% of these teen mothers did not receive adequate prenatal care.

Sexually Transmitted Diseases

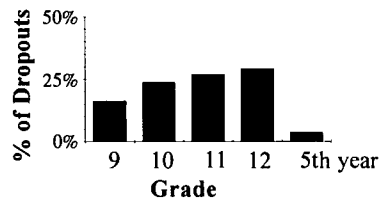
The 1996 STD rate per 10,000 for age 10-19 is 53.1 (51 STDs reported). 92% of cases were diagnosed in teen girls.

HIGH SCHOOL DROPOUT

Dropouts 1995-96

In the 1995-96 school year, 264 students dropped out of high school. 52% of dropouts were teen boys.

Grade of Dropout



Reasons for Dropping Out

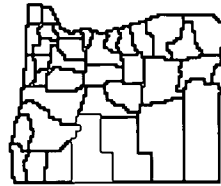
Top reasons reported by students and/or school personnel: substance abuse and course work was irrelevant to life beyond high school.

COUNTY INDICATORS

	Indicator	Number 95/96	Rate 95/96	Rate Change since 94/95	Previous 5-Year Average Rate	95/96 Rate Compared to Oregon
Teens	Juvenile Arrests (per 1,000 juveniles)	1099	63.0	25% Worse	53.0	2% Worse
	Teen Pregnancy (per 1,000 girls age 10-17)	63	16.7	5% Worse	17.7	11% Better
	Suicide Attempts (per 100,000 age 10-17)	23	293.9	111% Worse	181.3	35% Worse
School	High School Dropout	264	7.7%	20% Better	8.4%	7% Worse
	8th Grade Reading Proficiency	436	52.0%	6% Better	NA	5% Worse
	8th Grade Math Proficiency	332	39.9%	2% Worse	NA	19% Worse
Safety	Child Abuse & Neglect Victims (per 1,000)	219	12.6	18% Worse	10.6	24% Worse
	Crimes Against Persons (per 1,000)	978	13.6	5% Worse	14.0	12% Better
	Child Deaths (per 100,000 age 1-14)	5	36.2	32% Better	28.5	38% Worse
Early Childhood	Low Birthweight Infants (per 1,000 births)	44	53.1	8% Worse	53.3	1% Better
	Infant Mortality (per 1,000 live births)	3	3.7	54% Better	5.9	39% Better
	Child Care Supply (spaces per 100 age 0-13)	2204	18.0	5% Worse	NA	11% Worse



Klamath County



1996 Population

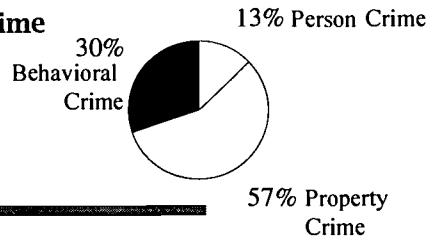
Total	61,600
Age 0-9	8,962
Age 10-17	7,212

JUVENILE CRIME

Arrests

There were 486 juvenile arrests in 1996. Juvenile arrests accounted for 19% of all county arrests in 1996.

Type of Crime

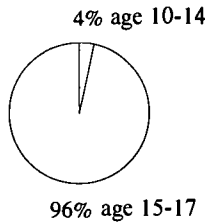


18 county youth were held in state correctional facilities in 1996.

TEEN PREGNANCY & SEXUALITY

Pregnancy

The pregnancy rate was 24.2 per 1,000 girls age 10-17 in 1996.



Childbearing

63 babies were born to teen mothers in 1996. 43% of these teen mothers did not receive adequate prenatal care.

Sexually Transmitted Diseases

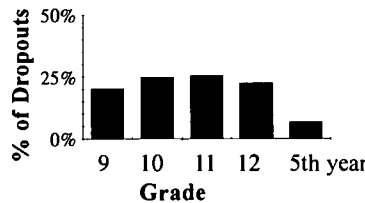
The 1996 STD rate per 10,000 for age 10-19 is 85.4 (77 STDs reported). 86% of cases were diagnosed in teen girls.

HIGH SCHOOL DROPOUT

Dropouts 1995-96

In the 1995-96 school year, 262 students dropped out of high school. 58% of dropouts were teen boys.

Grade of Dropout



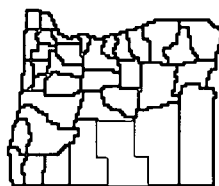
Reasons for Dropping Out

Top reasons reported by students and/or school personnel: course work was irrelevant to life beyond high school and frequent discipline referrals.

COUNTY INDICATORS

	Indicator	Number 95/96	Rate 95/96	Rate Change since 94/95	Previous 5-Year Average Rate	95/96 Rate Compared to Oregon
Teens	Juvenile Arrests (per 1,000 juveniles)	486	30.0	15% Better	32.2	52% Better
	Teen Pregnancy (per 1,000 girls age 10-17)	84	24.2	12% Worse	22.8	29% Worse
	Suicide Attempts (per 100,000 age 10-17)	19	263.4	10% Better	218.8	21% Worse
School	High School Dropout	262	7.8%	21% Worse	6.7%	8% Worse
	8th Grade Reading Proficiency	399	51.2%	19% Better	NA	7% Worse
	8th Grade Math Proficiency	320	40.5%	17% Better	NA	18% Worse
Safety	Child Abuse & Neglect Victims (per 1,000)	332	20.5	10% Worse	14.3	101% Worse
	Crimes Against Persons (per 1,000)	905	14.7	20% Better	16.5	5% Better
	Child Deaths (per 100,000 age 1-14)	5	39.2	66% Worse	34.1	49% Worse
Early Childhood	Low Birthweight Infants (per 1,000 births)	50	60.2	5% Worse	56.3	13% Worse
	Infant Mortality (per 1,000 live births)	7	8.2	9% Better	10.2	34% Worse
	Child Care Supply (spaces per 100 age 0-13)	2682	23.0	15% Better	NA	14% Better

Lake County



1996 Population

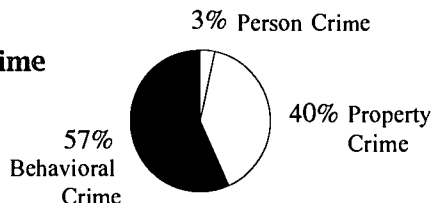
Total	7,550
Age 0-9	1,094
Age 10-17	954

JUVENILE CRIME

Arrests

There were 120 juvenile arrests in 1996. Juvenile arrests accounted for 42% of all county arrests in 1996.

Type of Crime



One county youth was held in a state correctional facility in 1996.

TEEN PREGNANCY & SEXUALITY

Pregnancy

The pregnancy rate was 6.7 per 1,000 girls age 10-17 in 1996.

Demographic data not reported due to low number of incidents.

Childbearing

Two babies were born to teen mothers in 1996.

Sexually Transmitted Diseases

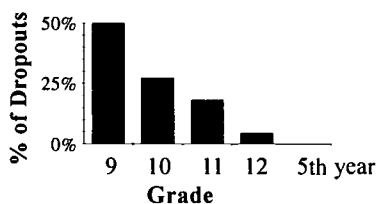
The 1996 STD rate per 10,000 for age 10-19 is 8.3 (1 STD reported).

HIGH SCHOOL DROPOUT

Dropouts 1995-96

In the 1995-96 school year, 22 students dropped out of high school. 55% of dropouts were teen boys.

Grade of Dropout



Reasons for Dropping Out

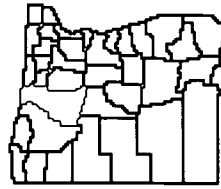
Top reasons reported by students and/or school personnel: coursework irrelevant to life after high school and peer pressure.

COUNTY INDICATORS

	test	Number 95/96	Rate 95/96	Rate Change since 94/95	Previous 5-Year Average Rate	95/96 Rate Compared to Oregon
Teens	Juvenile Arrests (per 1,000 juveniles)	120	58.6	Worse	43.6	5% Better
	Teen Pregnancy (per 1,000 girls age 10-17)	3	6.7	Better	16.5	64% Better
	Suicide Attempts (per 100,000 age 10-17)	2	209.6	Same	62.2	4% Better
School	High School Dropout	22	4.2%	Worse	2.4%	42% Better
	8th Grade Reading Proficiency	66	68.8%	Better	NA	26% Better
	8th Grade Math Proficiency	48	50.0%	Better	NA	1% Better
Safety	Child Abuse & Neglect Victims (per 1,000)	64	31.3	Better	18.5	207% Worse
	Crimes Against Persons (per 1,000)	37	4.9	Better	7.9	68% Better
	Child Deaths (per 100,000 age 1-14)	0	0.0	Same	47.4	100% Better
Early Childhood	Low Birthweight Infants (per 1,000 births)	5	65.8	Worse	48.2	23% Worse
	Infant Mortality (per 1,000 live births)	1	10.6	Better	6.3	74% Worse
	Child Care Supply (spaces per 100 age 0-13)	232	16.0	Better	NA	21% Worse



Lane County



1996 Population

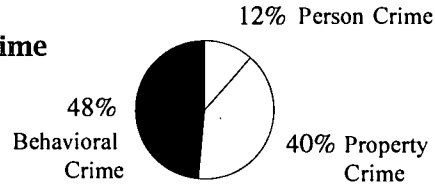
Total	305,800
Age 0-9	39,343
Age 10-17	33,511

JUVENILE CRIME

Arrests

There were 4,720 juvenile arrests in 1996. Juvenile arrests accounted for 23% of all county arrests in 1996.

Type of Crime

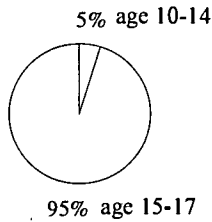


74 county youth were held in state correctional facilities in 1996.

TEEN PREGNANCY & SEXUALITY

Pregnancy

The pregnancy rate was 17.6 per 1,000 girls age 10-17 in 1996.



Childbearing

185 babies were born to teen mothers in 1996. 42% of these teen mothers did not receive adequate prenatal care.

Sexually Transmitted Diseases

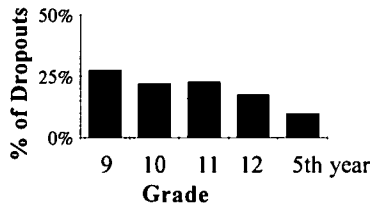
The 1996 STD rate per 10,000 for age 10-19 is 30.5 (134 STDs reported). 80% of cases were diagnosed in teen girls.

HIGH SCHOOL DROPOUT

Dropouts 1995-96

In the 1995-96 school year, 958 students dropped out of high school. 50% of dropouts were teen boys.

Grade of Dropout



Reasons for Dropping Out

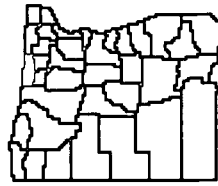
Top reasons reported by students and/or school personnel: frequent discipline referrals, substance abuse, and pregnant or student parent.

COUNTY INDICATORS

	Indicator	Number 95/96	Rate 95/96	Rate Change since 94/95	Previous 5-Year Average Rate	95/96 Rate Compared to Oregon
Teens	Juvenile Arrests (per 1,000 juveniles)	4720	64.8	14% Worse	53.5	5% Worse
	Teen Pregnancy (per 1,000 girls age 10-17)	289	17.6	2% Worse	15.4	6% Better
	Suicide Attempts (per 100,000 age 10-17)	89	265.6	56% Worse	193.0	22% Worse
School	High School Dropout	958	6.8%	Same	5.5%	6% Better
	8th Grade Reading Proficiency	2194	60.3%	7% Better	NA	10% Better
	8th Grade Math Proficiency	1915	53.3%	Same	NA	8% Better
Safety	Child Abuse & Neglect Victims (per 1,000)	588	8.1	11% Better	11.5	21% Better
	Crimes Against Persons (per 1,000)	4676	15.3	5% Better	14.4	1% Better
	Child Deaths (per 100,000 age 1-14)	7	12.4	29% Better	31.5	53% Better
Early Childhood	Low Birthweight Infants (per 1,000 births)	197	53.7	1% Worse	48.6	Same
	Infant Mortality (per 1,000 live births)	17	4.7	33% Better	6.5	23% Better
	Child Care Supply (spaces per 100 age 0-13)	11431	22.0	15% Worse	NA	9% Better



1997 STATUS OF CHILDREN



1996 Population

Total	42,200
Age 0-9	5,202
Age 10-17	4,640

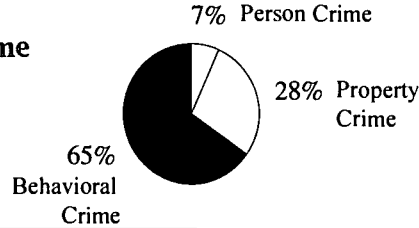
Lincoln County

JUVENILE CRIME

Arrests

There were 834 juvenile arrests in 1996. Juvenile arrests accounted for 25% of all county arrests in 1996.

Type of Crime

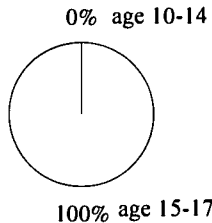


14 county youth were held in state correctional facilities in 1996.

TEEN PREGNANCY & SEXUALITY

Pregnancy

The pregnancy rate was 17.9 per 1,000 girls age 10-17 in 1996.



Childbearing

20 babies were born to teen mothers in 1996. 45% of these teen mothers did not receive adequate prenatal care.

Sexually Transmitted Diseases

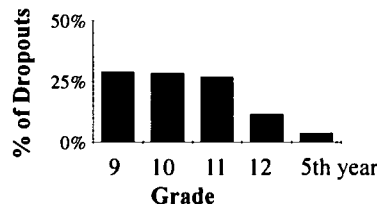
The 1996 STD rate per 10,000 for age 10-19 is 56.4 (32 STDs reported). 94% of cases were diagnosed in teen girls.

HIGH SCHOOL DROPOUT

Dropouts 1995-96

In the 1995-96 school year, 182 students dropped out of high school. 54% of dropouts were teen boys.

Grade of Dropout



Reasons for Dropping Out

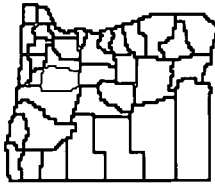
Top reasons reported by students and/or school personnel: substance abuse and frequent discipline referrals.

COUNTY INDICATORS

	Indicator	Number 95/96	Rate 95/96	Rate Change since 94/95	Previous 5-Year Average Rate	95/96 Rate Compared to Oregon
Teens	Juvenile Arrests (per 1,000 juveniles)	834	84.7	Worse	77.5	37% Worse
	Teen Pregnancy (per 1,000 girls age 10-17)	41	17.9	Better	20.2	5% Better
	Suicide Attempts (per 100,000 age 10-17)	8	172.4	Worse	220.5	21% Better
School	High School Dropout	182	8.3%	Better	8.1%	15% Worse
	8th Grade Reading Proficiency	313	57.5%	Better	NA	5% Better
	8th Grade Math Proficiency	209	38.6%	Worse	NA	22% Worse
Safety	Child Abuse & Neglect Victims (per 1,000)	214	21.7	Worse	16.3	113% Worse
	Crimes Against Persons (per 1,000)	596	14.1	Better	17.5	9% Better
	Child Deaths (per 100,000 age 1-14)	2	25.6	Worse	43.6	2% Better
Early Childhood	Low Birthweight Infants (per 1,000 births)	16	36.6	Better	61.5	32% Better
	Infant Mortality (per 1,000 live births)	1	2.3	Worse	5.6	62% Better
	Child Care Supply (spaces per 100 age 0-13)	NA	NA	NA	NA	NA



Linn County



1996 Population

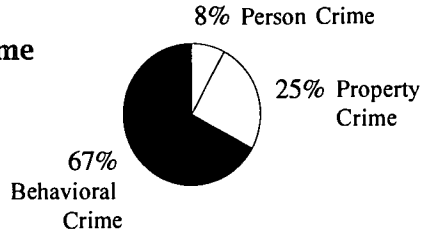
Total	100,000
Age 0-9	14,103
Age 10-17	11,758

JUVENILE CRIME

Arrests

There were 2,895 juvenile arrests in 1996. Juvenile arrests accounted for 41% of all county arrests in 1996.

Type of Crime

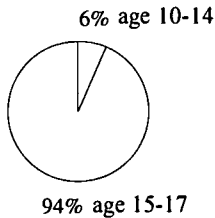


43 county youth were held in state correctional facilities in 1996.

TEEN PREGNANCY & SEXUALITY

Pregnancy

The pregnancy rate was 19.1 per 1,000 girls age 10-17 in 1996.



Childbearing

81 babies were born to teen mothers in 1996. 62% of these teen mothers did not receive adequate prenatal care.

Sexually Transmitted Diseases

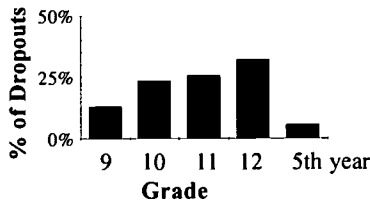
The 1996 STD rate per 10,000 for age 10-19 is 41.4 (60 STDs reported). 87% of cases were diagnosed in teen girls.

HIGH SCHOOL DROPOUT

Dropouts 1995-96

In the 1995-96 school year, 456 students dropped out of high school. 60% of dropouts were teen boys.

Grade of Dropout



Reasons for Dropping Out

Top reasons reported by students and/or school personnel: peer pressure and coursework was irrelevant to life beyond high school.

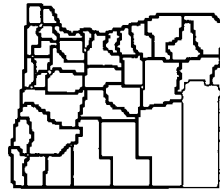
COUNTY INDICATORS

	Indicator	Number 95/96	Rate 95/96	Rate Change since 94/95	Previous 5-Year Average Rate	95/96 Rate Compared to Oregon
Teens	Juvenile Arrests (per 1,000 juveniles)	2895	111.9	15% Worse	86.1	80% Worse
	Teen Pregnancy (per 1,000 girls age 10-17)	109	19.1	7% Worse	16.6	2% Worse
	Suicide Attempts (per 100,000 age 10-17)	23	195.6	18% Worse	240.4	10% Better
School	High School Dropout	456	8.6%	22% Worse	6.6%	19% Worse
	8th Grade Reading Proficiency	770	56.0%	17% Better	NA	2% Better
	8th Grade Math Proficiency	670	49.0%	8% Better	NA	1% Worse
Safety	Child Abuse & Neglect Victims (per 1,000)	241	9.3	15% Better	12.4	9% Better
	Crimes Against Persons (per 1,000)	1645	16.5	9% Better	18.9	6% Worse
	Child Deaths (per 100,000 age 1-14)	10	50.2	70% Worse	21.3	92% Worse
Early Childhood	Low Birthweight Infants (per 1,000 births)	63	44.7	20% Better	48.7	16% Better
	Infant Mortality (per 1,000 live births)	11	8.2	25% Better	6.9	34% Worse
	Child Care Supply (spaces per 100 age 0-13)	3249	18.0	5% Worse	NA	11% Worse



1997 STATUS OF CHILDREN

Malheur County



1996 Population

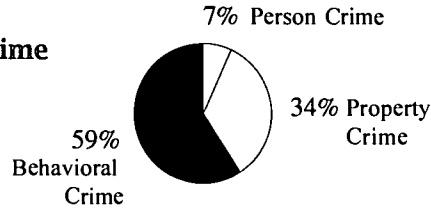
Total	28,700
Age 0-9	5,034
Age 10-17	3,799

JUVENILE CRIME

Arrests

There were 686 juvenile arrests in 1996. Juvenile arrests accounted for 37% of all county arrests in 1996.

Type of Crime

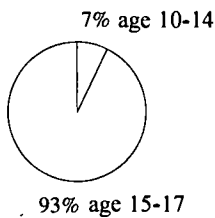


16 county youth were held in state correctional facilities in 1996.

TEEN PREGNANCY & SEXUALITY

Pregnancy

The pregnancy rate was 21.9 per 1,000 girls age 10-17 in 1996.



Childbearing

36 babies were born to teen mothers in 1996. 58% of these teen mothers did not receive adequate prenatal care.

Sexually Transmitted Diseases

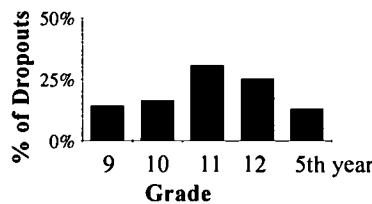
The 1996 STD rate per 10,000 for age 10-19 is 38.4 (18 STDs reported). 89% of cases were diagnosed in teen girls.

HIGH SCHOOL DROPOUT

Dropouts 1995-96

In the 1995-96 school year, 91 students dropped out of high school. 56% of dropouts were teen boys.

Grade of Dropout



Reasons for Dropping Out

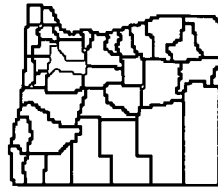
Top reasons reported by students and/or school personnel: course work was irrelevant to life beyond high school and working more than 15 hours a week.

COUNTY INDICATORS

	Indicator	Number 95/96	Rate 95/96	Rate Change since 94/95	Previous 5-Year Average Rate	95/96 Rate Compared to Oregon
Teens	Juvenile Arrests (per 1,000 juveniles)	686	77.7	Same	74.8	25% Worse
	Teen Pregnancy (per 1,000 girls age 10-17)	41	21.9	Better	24.4	16% Worse
	Suicide Attempts (per 100,000 age 10-17)	7	184.3	Better	178.4	15% Better
School	High School Dropout	91	5.6%	Worse	6.1%	22% Better
	8th Grade Reading Proficiency	237	59.7%	Better	NA	9% Better
	8th Grade Math Proficiency	167	40.0%	Better	NA	19% Worse
Safety	Child Abuse & Neglect Victims (per 1,000)	139	15.7	Worse	20.4	54% Worse
	Crimes Against Persons (per 1,000)	597	20.8	Better	22.4	34% Worse
	Child Deaths (per 100,000 age 1-14)	0	0.0	Better	28.0	100% Better
Early Childhood	Low Birthweight Infants (per 1,000 births)	23	47.8	Better	48.9	11% Better
	Infant Mortality (per 1,000 live births)	5	9.8	Worse	9.6	61% Worse
	Child Care Supply (spaces per 100 age 0-13)	NA	NA	NA	NA	NA



Marion County



1996 Population

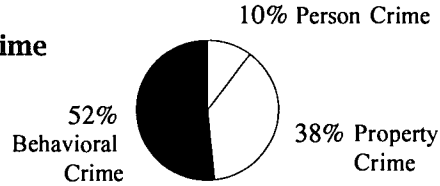
Total	262,800
Age 0-9	42,227
Age 10-17	30,146

JUVENILE CRIME

Arrests

There were 4,535 juvenile arrests in 1996. Juvenile arrests accounted for 31% of all county arrests in 1996.

Type of Crime

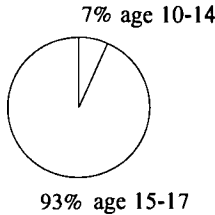


103 county youth were held in state correctional facilities in 1996.

TEEN PREGNANCY & SEXUALITY

Pregnancy

The pregnancy rate was 23.9 per 1,000 girls age 10-17 in 1996.



Childbearing

255 babies were born to teen mothers in 1996. 44% of these teen mothers did not receive adequate prenatal care.

Sexually Transmitted Diseases

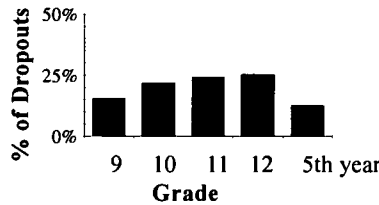
The 1996 STD rate per 10,000 for age 10-19 is 70 (285 STDs reported). 75% of cases were diagnosed in teen girls.

HIGH SCHOOL DROPOUT

Dropouts 1995-96

In the 1995-96 school year, 1,250 students dropped out of high school. 57% of dropouts were teen boys.

Grade of Dropout



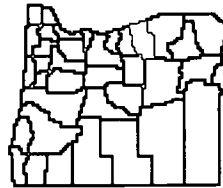
Reasons for Dropping Out

Top reasons reported by students and/or school personnel: working more than 15 hours a week, course work was irrelevant to life beyond high school, and frequent discipline referrals.

COUNTY INDICATORS

	Indicator	Number 95/96	Rate 95/96	Rate Change since 94/95	Previous 5-Year Average Rate	95/96 Rate Compared to Oregon
Teens	Juvenile Arrests (per 1,000 juveniles)	4535	62.7	12% Worse	55.7	1% Worse
	Teen Pregnancy (per 1,000 girls age 10-17)	352	23.9	6% Better	23.2	27% Worse
	Suicide Attempts (per 100,000 age 10-17)	110	364.9	5% Worse	278.2	68% Worse
School	High School Dropout	1250	9.6%	2% Better	8.0%	32% Worse
	8th Grade Reading Proficiency	1662	48.7%	4% Better	NA	11% Worse
	8th Grade Math Proficiency	1457	42.3%	1% Better	NA	14% Worse
Safety	Child Abuse & Neglect Victims (per 1,000)	655	9.1	1% Better	9.5	11% Better
	Crimes Against Persons (per 1,000)	4232	16.1	18% Better	19.6	4% Worse
	Child Deaths (per 100,000 age 1-14)	20	35.8	31% Worse	24.0	37% Worse
Early Childhood	Low Birthweight Infants (per 1,000 births)	229	52.0	Same	48.8	3% Better
	Infant Mortality (per 1,000 live births)	30	7.1	21% Better	7.2	16% Worse
	Child Care Supply (spaces per 100 age 0-13)	9643	18.0	22% Worse	NA	11% Worse

Morrow County



1996 Population

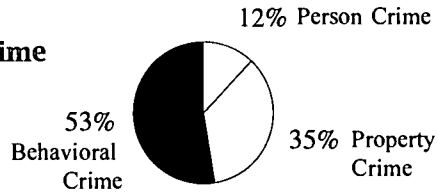
Total	9,000
Age 0-9	1,496
Age 10-17	1,226

JUVENILE CRIME

Arrests

There were 124 juvenile arrests in 1996. Juvenile arrests accounted for 33% of all county arrests in 1996.

Type of Crime

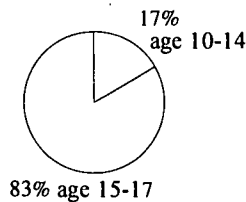


One county youth was held in a state correctional facility in 1996.

TEEN PREGNANCY & SEXUALITY

Pregnancy

The pregnancy rate was 20.2 per 1,000 girls age 10-17 in 1996.



Childbearing

10 babies were born to teen mothers in 1996. 80% of these teen mothers did not receive adequate prenatal care.

Sexually Transmitted Diseases

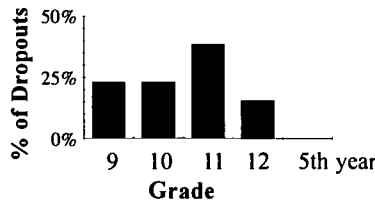
The 1996 STD rate per 10,000 for age 10-19 is 73.5 (11 STDs reported). 91% of cases were diagnosed in teen girls.

HIGH SCHOOL DROPOUT

Dropouts 1995-96

In the 1995-96 school year, 39 students dropped out of high school. 62% of dropouts were teen boys.

Grade of Dropout



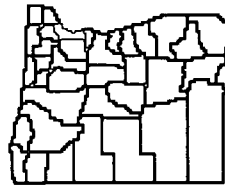
Reasons for Dropping Out

Top reasons reported by students and/or school personnel: frequent discipline referrals and does not speak English well or at all.

COUNTY INDICATORS

	Indicator	Number 95/96	Rate 95/96	Rate Change since 94/95	Previous 5-Year Average Rate	95/96 Rate Compared to Oregon
Teens	Juvenile Arrests (per 1,000 juveniles)	124	45.6	Worse	32.8	26% Better
	Teen Pregnancy (per 1,000 girls age 10-17)	12	20.2	Better	20.9	7% Worse
	Suicide Attempts (per 100,000 age 10-17)	0	0.0	Better	169.5	100% Better
School	High School Dropout	39	6.7%	Worse	6.9%	7% Better
	8th Grade Reading Proficiency	57	43.5%	Better	NA	21% Worse
	8th Grade Math Proficiency	61	41.5%	Better	NA	16% Worse
Safety	Child Abuse & Neglect Victims (per 1,000)	109	40.0	Worse	25.4	292% Worse
	Crimes Against Persons (per 1,000)	161	17.9	Worse	18.1	15% Worse
	Child Deaths (per 100,000 age 1-14)	2	98.8	Worse	40.7	277% Worse
Early Childhood	Low Birthweight Infants (per 1,000 births)	6	41.4	Better	40.8	23% Better
	Infant Mortality (per 1,000 live births)	1	7.4	Worse	3.1	21% Worse
	Child Care Supply (spaces per 100 age 0-13)	252	13.0	Better	NA	35% Worse

Multnomah County



1996 Population

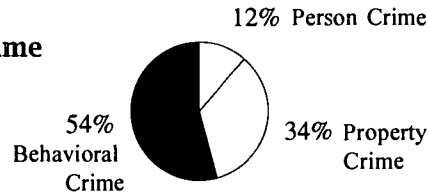
Total	636,000
Age 0-9	96,113
Age 10-17	64,737

JUVENILE CRIME

Arrests

There were 7,573 juvenile arrests in 1996. Juvenile arrests accounted for 22% of all county arrests in 1996.

Type of Crime

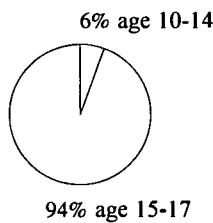


277 county youth were held in state correctional facilities in 1996.

TEEN PREGNANCY & SEXUALITY

Pregnancy

The pregnancy rate was 23.3 per 1,000 girls age 10-17 in 1996.



Childbearing

414 babies were born to teen mothers in 1996. 37% of these teen mothers did not receive adequate prenatal care.

Sexually Transmitted Diseases

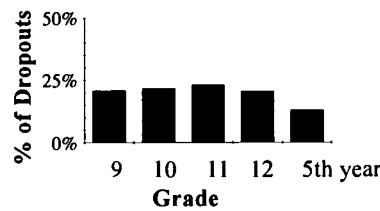
The 1996 STD rate per 10,000 for age 10-19 is 114 (899 STDs reported). 78% of cases were diagnosed in teen girls.

HIGH SCHOOL DROPOUT

Dropouts 1995-96

In the 1995-96 school year, 2,327 students dropped out of high school. 54% of dropouts were teen boys.

Grade of Dropout



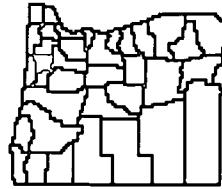
Reasons for Dropping Out

Top reasons reported by students and/or school personnel: a lack of recognition and support for the student's cultural identity and pregnant or student parent.

COUNTY INDICATORS

	Indicator	Number 95/96	Rate 95/96	Rate Change since 94/95	Previous 5-Year Average Rate	95/96 Rate Compared to Oregon
Teens	Juvenile Arrests (per 1,000 juveniles)	7573	47.1	8% Better	52.9	24% Better
	Teen Pregnancy (per 1,000 girls age 10-17)	739	23.3	10% Better	27.7	24% Worse
	Suicide Attempts (per 100,000 age 10-17)	150	231.7	2% Worse	260.8	6% Worse
School	High School Dropout	2327	9.0%	1% Better	7.2%	24% Worse
	8th Grade Reading Proficiency	2709	43.7%	5% Worse	NA	20% Worse
	8th Grade Math Proficiency	3155	50.6%	5% Worse	NA	2% Better
Safety	Child Abuse & Neglect Victims (per 1,000)	1934	12.0	7% Worse	12.1	18% Worse
	Crimes Against Persons (per 1,000)	16175	25.4	12% Better	29.7	64% Worse
	Child Deaths (per 100,000 age 1-14)	21	16.9	37% Better	27.4	36% Better
Early Childhood	Low Birthweight Infants (per 1,000 births)	556	61.0	1% Worse	59.8	14% Worse
	Infant Mortality (per 1,000 live births)	54	6.0	14% Better	8.5	2% Better
	Child Care Supply (spaces per 100 age 0-13)	27444	23.0	35% Better	NA	14% Better

Polk County



1996 Population

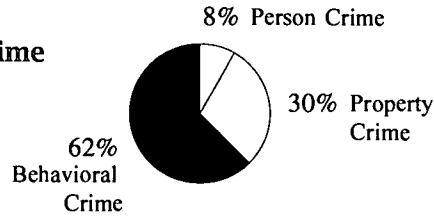
Total	56,300
Age 0-9	7,333
Age 10-17	6,627

JUVENILE CRIME

Arrests

There were 1,155 juvenile arrests in 1996. Juvenile arrests accounted for 39% of all county arrests in 1996.

Type of Crime

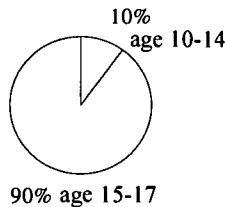


35 county youth were held in state correctional facilities in 1996.

TEEN PREGNANCY & SEXUALITY

Pregnancy

The pregnancy rate was 15.7 per 1,000 girls age 10-17 in 1996.



Childbearing

36 babies were born to teen mothers in 1996. 28% of these teen mothers did not receive adequate prenatal care.

Sexually Transmitted Diseases

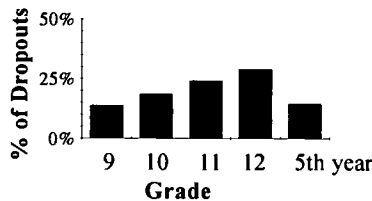
The 1996 STD rate per 10,000 for age 10-19 is 30.6 (25 STDs reported). 88% of cases were diagnosed in teen girls.

HIGH SCHOOL DROPOUT

Dropouts 1995-96

In the 1995-96 school year, 124 students dropped out of high school. 51% of dropouts were teen boys.

Grade of Dropout



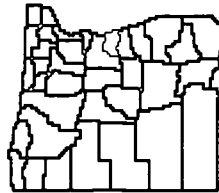
Reasons for Dropping Out

Top reasons reported by students and/or school personnel: frequent discipline referrals and pregnant or student parent.

COUNTY INDICATORS

	Indicator	Number 95/96	Rate 95/96	Rate Change since 94/95	Previous 5-Year Average Rate	95/96 Rate Compared to Oregon
Teens	Juvenile Arrests (per 1,000 juveniles)	1155	82.7	7% Worse	70.9	33% Worse
	Teen Pregnancy (per 1,000 girls age 10-17)	50	15.7	1% Worse	13.6	16% Better
	Suicide Attempts (per 100,000 age 10-17)	6	90.5	57% Better	153.0	58% Better
School	High School Dropout	124	6.5%	8% Better	7.0%	10% Better
	8th Grade Reading Proficiency	221	55.7%	14% Better	NA	2% Better
	8th Grade Math Proficiency	197	49.4%	18% Better	NA	Same
Safety	Child Abuse & Neglect Victims (per 1,000)	99	7.1	13% Worse	7.0	30% Better
	Crimes Against Persons (per 1,000)	687	12.2	26% Better	17.0	21% Better
	Child Deaths (per 100,000 age 1-14)	1	9.2	49% Better	28.1	65% Better
Early Childhood	Low Birthweight Infants (per 1,000 births)	27	40.1	31% Better	53.4	25% Better
	Infant Mortality (per 1,000 live births)	1	1.5	86% Better	7.7	75% Better
	Child Care Supply (spaces per 100 age 0-13)	1592	16.0	6% Worse	NA	21% Worse

Sherman County



1996 Population

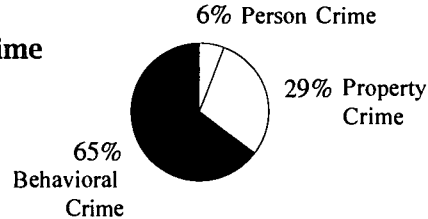
Total	1,900
Age 0-9	202
Age 10-17	215

JUVENILE CRIME

Arrests

There were 17 juvenile arrests in 1996. Juvenile arrests accounted for 16% of all county arrests in 1996.

Type of Crime



One county youth was held in a state correctional facility in 1996.

TEEN PREGNANCY & SEXUALITY

Pregnancy

The pregnancy rate is not available for girls age 10-17 in 1996.

Demographic data not reported due to low number of incidents.

Childbearing

No babies were born to teen mothers in 1996.

Sexually Transmitted Diseases

No STDs were reported in 1996 for teens 10-19.

HIGH SCHOOL DROPOUT

Dropouts 1995-96

In the 1995-96 school year, 2 students dropped out of high school.

Grade of Dropout

Demographic data not reported due to low number of incidents.

Reasons for Dropping Out

Top reasons reported by students and/or school personnel: course work was irrelevant to life beyond high school and a lack of personal attention in class.

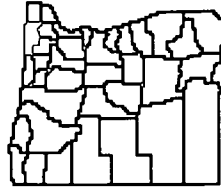
COUNTY INDICATORS

	Indicator	Number 95/96	Rate 95/96	Rate Change since 94/95	Previous 5-Year Average Rate	95/96 Rate Compared to Oregon
Teens	Juvenile Arrests (per 1,000 juveniles)	17	40.8	Better	30.8	34% Better
	Teen Pregnancy (per 1,000 girls age 10-17)	NA	NA	NA	19.4	NA
	Suicide Attempts (per 100,000 age 10-17)	0	0.0	Same	0.0	100% Better
School	High School Dropout	2	1.6%	Better	2.5%	78% Better
	8th Grade Reading Proficiency	21	67.7%	Better	NA	24% Better
	8th Grade Math Proficiency	18	58.1%	Better	NA	18% Better
Safety	Child Abuse & Neglect Victims (per 1,000)	111	18.1	Worse	17.5	77% Worse
	Crimes Against Persons (per 1,000)	23	12.1	Better	12.5	22% Better
	Child Deaths (per 100,000 age 1-14)	0	0.0	Same	0.0	100% Better
Early Childhood	Low Birthweight Infants (per 1,000 births)	0	0.0	Better	44.1	100% Better
	Infant Mortality (per 1,000 live births)	0	0.0	Same	0.0	100% Better
	Child Care Supply (spaces per 100 age 0-13)	NA	NA	NA	NA	NA



1997 STATUS of CHILDREN

Tillamook County



1996 Population

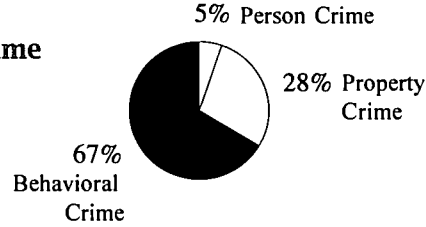
Total	23,800
Age 0-9	2,991
Age 10-17	2,657

JUVENILE CRIME

Arrests

There were 528 juvenile arrests in 1996. Juvenile arrests accounted for 32% of all county arrests in 1996.

Type of Crime

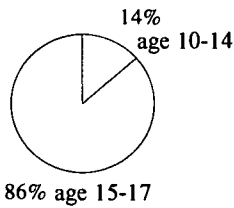


10 county youth were held in state correctional facilities in 1996.

TEEN PREGNANCY & SEXUALITY

Pregnancy

The pregnancy rate was 17.3 per 1,000 girls age 10-17 in 1996.



Childbearing

15 babies were born to teen mothers in 1996. 33% of these teen mothers did not receive adequate prenatal care.

Sexually Transmitted Diseases

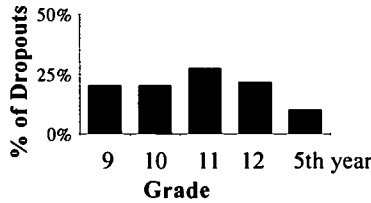
The 1996 STD rate per 10,000 for age 10-19 is 39.4 (13 STDs reported). 92% of cases were diagnosed in teen girls.

HIGH SCHOOL DROPOUT

Dropouts 1995-96

In the 1995-96 school year, 69 students dropped out of high school. 59% of dropouts were teen boys.

Grade of Dropout



Reasons for Dropping Out

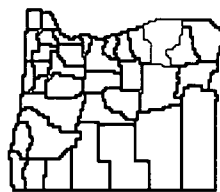
Top reasons reported by students and/or school personnel: frequent discipline referrals and working more than 15 hours a week.

COUNTY INDICATORS

	Indicator	Number 95/96	Rate 95/96	Rate Change since 94/95	Previous 5-Year Average Rate	95/96 Rate Compared to Oregon
Teens	Juvenile Arrests (per 1,000 juveniles)	528	93.5	Worse	75.1	51% Worse
	Teen Pregnancy (per 1,000 girls age 10-17)	22	17.3	Worse	14.3	8% Better
	Suicide Attempts (per 100,000 age 10-17)	6	225.8	Same	222.4	4% Worse
School	High School Dropout	69	5.9%	Worse	3.9%	19% Better
	8th Grade Reading Proficiency	162	49.9%	Better	NA	9% Worse
	8th Grade Math Proficiency	147	46.4%	Better	NA	6% Worse
Safety	Child Abuse & Neglect Victims (per 1,000)	85	15.0	Better	12.7	47% Worse
	Crimes Against Persons (per 1,000)	290	12.2	Better	12.0	21% Better
	Child Deaths (per 100,000 age 1-14)	0	0.0	Same	33.3	100% Better
Early Childhood	Low Birthweight Infants (per 1,000 births)	11	47.6	Better	65.6	11% Better
	Infant Mortality (per 1,000 live births)	3	12.1	Worse	10.8	98% Worse
	Child Care Supply (spaces per 100 age 0-13)	819	21.0	Worse	NA	4% Better



Umatilla County



1996 Population

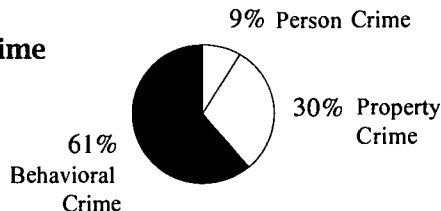
Total	65,500
Age 0-9	10,549
Age 10-17	8,074

JUVENILE CRIME

Arrests

There were 1,473 juvenile arrests in 1996. Juvenile arrests accounted for 37% of all county arrests in 1996.

Type of Crime

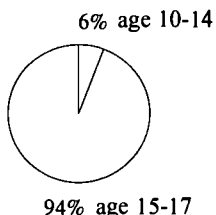


22 county youth were held in state correctional facilities in 1996.

TEEN PREGNANCY & SEXUALITY

Pregnancy

The pregnancy rate was 21.2 per 1,000 girls age 10-17 in 1996.



Childbearing

63 babies were born to teen mothers in 1996. 40% of these teen mothers did not receive adequate prenatal care.

Sexually Transmitted Diseases

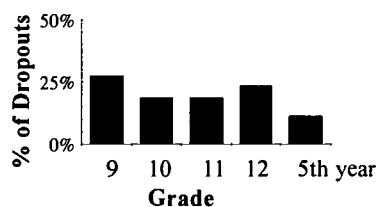
The 1996 STD rate per 10,000 for age 10-19 is 64.5 (64 STDs reported). 73% of cases were diagnosed in teen girls.

HIGH SCHOOL DROPOUT

Dropouts 1995-96

In the 1995-96 school year, 229 students dropped out of high school. 56% of dropouts were teen boys.

Grade of Dropout



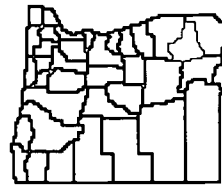
Reasons for Dropping Out

Top reasons reported by students and/or school personnel: course work was irrelevant to life beyond high school and frequent discipline referrals.

COUNTY INDICATORS

	Indicator	Number 95/96	Rate 95/96	Rate Change since 94/95	Previous 5-Year Average Rate	95/96 Rate Compared to Oregon
Teens	Juvenile Arrests (per 1,000 juveniles)	1473	79.1	4% Worse	50.0	28% Worse
	Teen Pregnancy (per 1,000 girls age 10-17)	84	21.2	13% Better	20.0	13% Worse
	Suicide Attempts (per 100,000 age 10-17)	13	161.0	15% Worse	171.1	26% Better
School	High School Dropout	229	6.5%	20% Better	6.9%	10% Better
	8th Grade Reading Proficiency	440	48.2%	5% Better	NA	12% Worse
	8th Grade Math Proficiency	397	42.1%	2% Better	NA	15% Worse
Safety	Child Abuse & Neglect Victims (per 1,000)	197	10.6	19% Worse	13.4	4% Worse
	Crimes Against Persons (per 1,000)	970	14.8	15% Better	14.0	5% Better
	Child Deaths (per 100,000 age 1-14)	4	28.0	103% Worse	26.0	7% Worse
Early Childhood	Low Birthweight Infants (per 1,000 births)	48	48.1	23% Better	52.4	10% Better
	Infant Mortality (per 1,000 live births)	6	5.9	26% Better	9.3	3% Better
	Child Care Supply (spaces per 100 age 0-13)	2311	17.0	6% Worse	NA	16% Worse

Union County



1996 Population

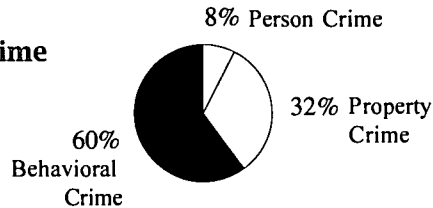
Total	24,500
Age 0-9	3,157
Age 10-17	2,992

JUVENILE CRIME

Arrests

There were 405 juvenile arrests in 1996. Juvenile arrests accounted for 31% of all county arrests in 1996.

Type of Crime

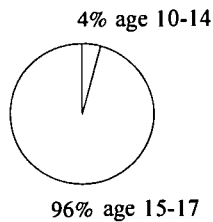


9 county youth were held in state correctional facilities in 1996.

TEEN PREGNANCY & SEXUALITY

Pregnancy

The pregnancy rate was 15.9 per 1,000 girls age 10-17 in 1996.



Childbearing

17 babies were born to teen mothers in 1996. 29% of these teen mothers did not receive adequate prenatal care.

Sexually Transmitted Diseases

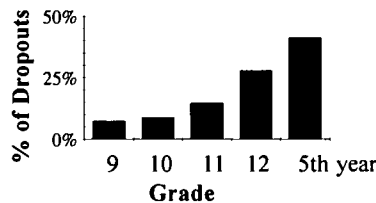
The 1996 STD rate per 10,000 for age 10-19 is 18.5 (7 STDs reported).

HIGH SCHOOL DROPOUT

Dropouts 1995-96

In the 1995-96 school year, 68 students dropped out of high school. 53% of dropouts were teen boys.

Grade of Dropout



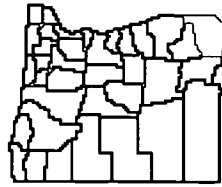
Reasons for Dropping Out

Top reasons reported by students and/or school personnel: substance abuse and peer pressure.

COUNTY INDICATORS

	Indicator	Number 95/96	Rate 95/96	Rate Change since 94/95	Previous 5-Year Average Rate	95/96 Rate Compared to Oregon
Teens	Juvenile Arrests (per 1,000 juveniles)	405	65.9	Worse	55.5	6% Worse
	Teen Pregnancy (per 1,000 girls age 10-17)	23	15.9	Worse	12.9	15% Better
	Suicide Attempts (per 100,000 age 10-17)	5	167.1	Better	187.7	23% Better
School	High School Dropout	68	4.4%	Same	3.5%	39% Better
	8th Grade Reading Proficiency	186	53.3%	Worse	NA	3% Worse
	8th Grade Math Proficiency	171	48.3%	Worse	NA	2% Worse
Safety	Child Abuse & Neglect Victims (per 1,000)	138	22.4	Worse	15.2	120% Worse
	Crimes Against Persons (per 1,000)	217	8.9	Better	11.9	43% Better
	Child Deaths (per 100,000 age 1-14)	2	41.4	Better	47.3	58% Worse
Early Childhood	Low Birthweight Infants (per 1,000 births)	15	50.3	Worse	45.0	6% Better
	Infant Mortality (per 1,000 live births)	1	3.5	Worse	2.6	43% Better
	Child Care Supply (spaces per 100 age 0-13)	975	23.0	Better	NA	14% Better

Wallowa County



1996 Population

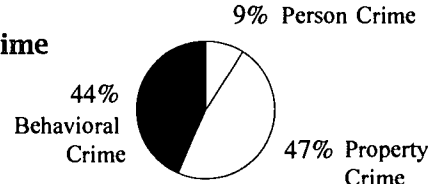
Total	7,250
Age 0-9	842
Age 10-17	949

JUVENILE CRIME

Arrests

There were 101 juvenile arrests in 1996. Juvenile arrests accounted for 39% of all county arrests in 1996.

Type of Crime



2 county youth were held in state correctional facilities in 1996.

TEEN PREGNANCY & SEXUALITY

Pregnancy

The pregnancy rate was 4.1 per 1,000 girls age 10-17 in 1996.

Demographic data not reported due to low number of incidents.

Childbearing

Two babies were born to teen mothers in 1996.

Sexually Transmitted Diseases

The 1996 STD rate per 10,000 for age 10-19 is 17.2 (2 STDs reported).

HIGH SCHOOL DROPOUT

Dropouts 1995-96

In the 1995-96 school year, 4 students dropped out of high school.

Grade of Dropout

Demographic data not reported due to low number of incidents.

Reasons for Dropping Out

Top reasons reported by students and/or school personnel: working more than 15 hours a week and course work was irrelevant to life beyond high school.

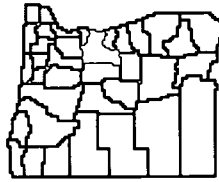
COUNTY INDICATORS

	Indicator	Number 95/96	Rate 95/96	Rate Change since 94/95	Previous 5-Year Average Rate	95/96 Rate Compared to Oregon
Teens	Juvenile Arrests (per 1,000 juveniles)	101	56.4	Better	51.4	9% Better
	Teen Pregnancy (per 1,000 girls age 10-17)	2	4.1	Better	12.8	78% Better
	Suicide Attempts (per 100,000 age 10-17)	0	0.0	Better	150.2	100% Better
School	High School Dropout	4	0.8%	Better	2.0%	88% Better
	8th Grade Reading Proficiency	61	55.5%	Better	NA	1% Better
	8th Grade Math Proficiency	52	46.4%	Worse	NA	6% Worse
Safety	Child Abuse & Neglect Victims (per 1,000)	9	5.0	Better	11.7	51% Better
	Crimes Against Persons (per 1,000)	49	6.8	Worse	9.6	56% Better
	Child Deaths (per 100,000 age 1-14)	2	142.1	Worse	27.1	442% Worse
Early Childhood	Low Birthweight Infants (per 1,000 births)	4	51.9	Worse	36.9	3% Better
	Infant Mortality (per 1,000 live births)	0	0.0	Same	7.6	100% Better
	Child Care Supply (spaces per 100 age 0-13)	227	19.0	Worse	NA	6% Worse



1997 STATUS OF CHILDREN

Wasco County



1996 Population

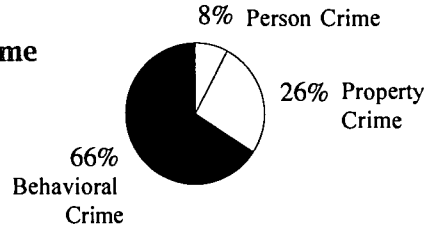
Total	22,500
Age 0-9	2,983
Age 10-17	2,731

JUVENILE CRIME

Arrests

There were 601 juvenile arrests in 1996. Juvenile arrests accounted for 37% of all county arrests in 1996.

Type of Crime

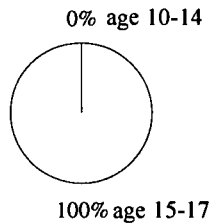


7 county youth were held in state correctional facilities in 1996.

TEEN PREGNANCY & SEXUALITY

Pregnancy

The pregnancy rate was 18.7 per 1,000 girls age 10-17 in 1996.



Childbearing

17 babies were born to teen mothers in 1996. 29% of these teen mothers did not receive adequate prenatal care.

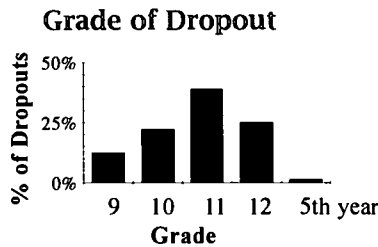
Sexually Transmitted Diseases

The 1996 STD rate per 10,000 for age 10-19 is 79.2 (27 STDs reported). 96% of cases were diagnosed in teen girls.

HIGH SCHOOL DROPOUT

Dropouts 1995-96

In the 1995-96 school year, 72 students dropped out of high school. 47% of dropouts were teen boys.



Reasons for Dropping Out

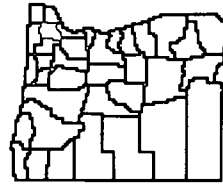
Top reasons reported by students and/or school personnel: substance abuse, peer pressure and course work was irrelevant to life beyond high school.

COUNTY INDICATORS

	Indicator	Number 95/96	Rate 95/96	Rate Change since 94/95	Previous 5-Year Average Rate	95/96 Rate Compared to Oregon
Teens	Juvenile Arrests (per 1,000 juveniles)	601	105.2	Worse	76.2	70% Worse
	Teen Pregnancy (per 1,000 girls age 10-17)	25	18.7	Worse	15.7	1% Better
	Suicide Attempts (per 100,000 age 10-17)	6	219.7	Better	172.0	1% Worse
School	High School Dropout	72	5.8%	Better	6.4%	20% Better
	8th Grade Reading Proficiency	146	48.7%	Worse	NA	11% Worse
	8th Grade Math Proficiency	112	37.3%	Worse	NA	24% Worse
Safety	Child Abuse & Neglect Victims (per 1,000)	111	18.1	Worse	17.5	77% Worse
	Crimes Against Persons (per 1,000)	309	13.7	Worse	16.0	12% Better
	Child Deaths (per 100,000 age 1-14)	4	88.4	Worse	47.4	237% Worse
Early Childhood	Low Birthweight Infants (per 1,000 births)	10	34.7	Better	46.1	35% Better
	Infant Mortality (per 1,000 live births)	2	7.2	Worse	7.7	18% Worse
	Child Care Supply (spaces per 100 age 0-13)	646	16.0	Better	NA	21% Worse



Washington County



1996 Population

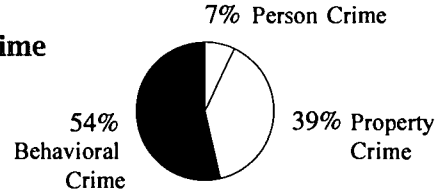
Total	376,500
Age 0-9	62,339
Age 10-17	43,051

JUVENILE CRIME

Arrests

There were 3,570 juvenile arrests in 1996. Juvenile arrests accounted for 32% of all county arrests in 1996.

Type of Crime

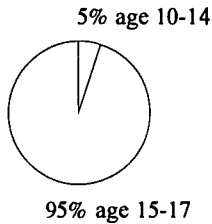


94 county youth were held in state correctional facilities in 1996.

TEEN PREGNANCY & SEXUALITY

Pregnancy

The pregnancy rate was 16.5 per 1,000 girls age 10-17 in 1996.



Childbearing

204 babies were born to teen mothers in 1996. 36% of these teen mothers did not receive adequate prenatal care.

Sexually Transmitted Diseases

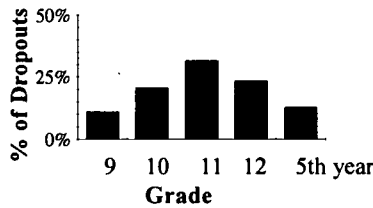
The 1996 STD rate per 10,000 for age 10-19 is 35.8 (186 STDs reported). 81% of cases were diagnosed in teen girls.

HIGH SCHOOL DROPOUT

Dropouts 1995-96

In the 1995-96 school year, 1,290 students dropped out of high school. 59% of dropouts were teen boys.

Grade of Dropout



Reasons for Dropping Out

Top reasons reported by students and/or school personnel: coursework was irrelevant to life beyond high school, did not get along with one or more school staff, and frequent discipline referrals.

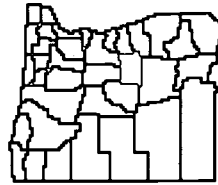
COUNTY INDICATORS

	Indicator	Number 95/96	Rate 95/96	Rate Change since 94/95	Previous 5-Year Average Rate	95/96 Rate Compared to Oregon
Teens	Juvenile Arrests (per 1,000 juveniles)	3570	33.9	2% Worse	38.0	45% Better
	Teen Pregnancy (per 1,000 girls age 10-17)	347	16.5	4% Worse	14.1	12% Better
	Suicide Attempts (per 100,000 age 10-17)	89	206.7	46% Worse	147.6	5% Better
School	High School Dropout	1290	7.3%	5% Better	6.2%	1% Worse
	8th Grade Reading Proficiency	2889	62.7%	6% Better	NA	14% Better
	8th Grade Math Proficiency	2673	57.0%	2% Better	NA	15% Better
Safety	Child Abuse & Neglect Victims (per 1,000)	560	5.3	47% Worse	4.7	48% Better
	Crimes Against Persons (per 1,000)	3156	8.4	9% Better	9.7	46% Better
	Child Deaths (per 100,000 age 1-14)	20	24.5	75% Worse	22.4	6% Better
Early Childhood	Low Birthweight Infants (per 1,000 births)	345	54.8	16% Worse	46.2	2% Worse
	Infant Mortality (per 1,000 live births)	25	4.2	16% Better	5.8	31% Better
	Child Care Supply (spaces per 100 age 0-13)	16452	21.0	11% Better	NA	4% Better



1997 STATUS of CHILDREN

Wheeler County



1996 Population

Total	1,600
Age 0-9	192
Age 10-17	155

JUVENILE CRIME

Arrests

There were no juvenile arrests in 1996.

Type of Crime

Not applicable.

No county youth were held in state correctional facilities in 1996.

TEEN PREGNANCY & SEXUALITY

Pregnancy

The pregnancy rate is not available for girls age 10-17 in 1996.

Demographic data not reported due to low number of incidents.

Childbearing

One baby was born to a teen mother in 1996.

Sexually Transmitted Diseases

No STDs were reported in 1996 for teens 10-19.

HIGH SCHOOL DROPOUT

Dropouts 1995-96

In the 1995-96 school year, 2 students dropped out of high school.

Grade of Dropout

Demographic data not reported due to low number of incidents.

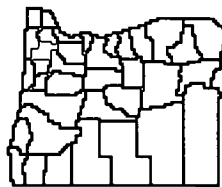
Reasons for Dropping Out

Top reasons reported by students and/or school personnel: did not get along with one or more school staff.

COUNTY INDICATORS

	Indicator	Number 95/96	Rate 95/96	Rate Change since 94/95	Previous 5-Year Average Rate	95/96 Rate Compared to Oregon
Teens	Juvenile Arrests (per 1,000 juveniles)	0	0.0	Better	10.6	100% Better
	Teen Pregnancy (per 1,000 girls age 10-17)	NA	NA	NA	11.4	NA
	Suicide Attempts (per 100,000 age 10-17)	0	0.0	Same	103.6	100% Better
School	High School Dropout	2	1.8%	Better	1.7%	76% Better
	8th Grade Reading Proficiency	9	47.4%	Better	NA	14% Worse
	8th Grade Math Proficiency	7	36.8%	Better	NA	26% Worse
Safety	Child Abuse & Neglect Victims (per 1,000)	2	5.8	Same	12.0	43% Better
	Crimes Against Persons (per 1,000)	15	9.4	Worse	9.1	39% Better
	Child Deaths (per 100,000 age 1-14)	0	0.0	Same	172.4	100% Better
Early Childhood	Low Birthweight Infants (per 1,000 births)	0	0.0	Better	71.2	100% Better
	Infant Mortality (per 1,000 live births)	0	0.0	Same	18.2	100% Better
	Child Care Supply (spaces per 100 age 0-13)	NA	NA	NA	NA	NA

Yamhill County



1996 Population

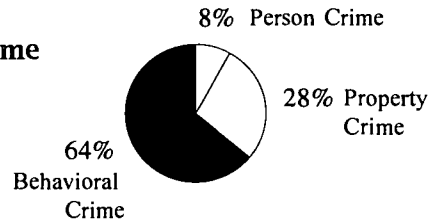
Total	77,500
Age 0-9	11,538
Age 10-17	9,847

JUVENILE CRIME

Arrests

There were 2,065 juvenile arrests in 1996. Juvenile arrests accounted for 50% of all county arrests in 1996.

Type of Crime

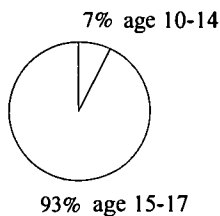


26 county youth were held in state correctional facilities in 1996.

TEEN PREGNANCY & SEXUALITY

Pregnancy

The pregnancy rate was 19.6 per 1,000 girls age 10-17 in 1996.



Childbearing

71 babies were born to teen mothers in 1996. 45% of these teen mothers did not receive adequate prenatal care.

Sexually Transmitted Diseases

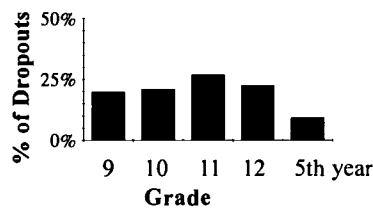
The 1996 STD rate per 10,000 for age 10-19 is 31.7 (38 STDs reported). 89% of cases were diagnosed in teen girls.

HIGH SCHOOL DROPOUT

Dropouts 1995-96

In the 1995-96 school year, 379 students dropped out of high school. 55% of dropouts were teen boys.

Grade of Dropout



Reasons for Dropping Out

Top reasons reported by students and/or school personnel: working more than 15 hours a week and course work was irrelevant to life beyond high school.

COUNTY INDICATORS

	Indicator	Number 95/96	Rate 95/96	Rate Change since 94/95	Previous 5-Year Average Rate	95/96 Rate Compared to Oregon
Teens	Juvenile Arrests (per 1,000 juveniles)	2065	96.6	2% Worse	66.7	56% Worse
	Teen Pregnancy (per 1,000 girls age 10-17)	94	19.6	4% Better	15.8	4% Worse
	Suicide Attempts (per 100,000 age 10-17)	19	193.0	59% Better	229.5	11% Better
School	High School Dropout	379	8.4%	Same	7.1%	16% Worse
	8th Grade Reading Proficiency	588	52.1%	Same	NA	5% Worse
	8th Grade Math Proficiency	545	48.4%	4% Worse	NA	2% Worse
Safety	Child Abuse & Neglect Victims (per 1,000)	290	13.6	3% Worse	11.3	33% Worse
	Crimes Against Persons (per 1,000)	938	12.1	30% Better	16.8	22% Better
	Child Deaths (per 100,000 age 1-14)	3	18.5	41% Better	21.9	30% Better
Early Childhood	Low Birthweight Infants (per 1,000 births)	52	49.0	14% Worse	47.9	8% Better
	Infant Mortality (per 1,000 live births)	4	3.8	24% Better	6.8	38% Better
	Child Care Supply (spaces per 100 age 0-13)	1952	13.0	13% Worse	NA	35% Worse



Children First for Oregon

921 SW Morrison, Suite 418

Portland, OR 97205

Phone: (503) 294-1456

(800) 544-0376

Fax: (503) 294-1806

Email: childrenfirst@inetarena.com



REPRODUCTION RELEASE

(Specific Document)

I. DOCUMENT IDENTIFICATION:

Title: Status of Oregon's Children 1997 County Databook
Author(s):
Corporate Source: Children First for Oregon
Publication Date: Jan. 1998

II. REPRODUCTION RELEASE:

In order to disseminate as widely as possible timely and significant materials of interest to the educational community, documents announced in the monthly abstract journal of the ERIC system, Resources in Education (RIE), are usually made available to users in microfiche, reproduced paper copy, and electronic/optical media, and sold through the ERIC Document Reproduction Service (EDRS) or other ERIC vendors.

If permission is granted to reproduce and disseminate the identified document, please CHECK ONE of the following two options and sign at the bottom of the page.

The sample sticker shown below will be affixed to all Level 1 documents

The sample sticker shown below will be affixed to all Level 2 documents



Check here For Level 1 Release: Permitting reproduction in microfiche (4" x 6" film) or other ERIC archival media (e.g., electronic or optical) and paper copy.

PERMISSION TO REPRODUCE AND DISSEMINATE THIS MATERIAL HAS BEEN GRANTED BY Sample TO THE EDUCATIONAL RESOURCES INFORMATION CENTER (ERIC)

Level 1



Check here For Level 2 Release: Permitting reproduction in microfiche (4" x 6" film) or other ERIC archival media (e.g., electronic or optical), but not in paper copy.

PERMISSION TO REPRODUCE AND DISSEMINATE THIS MATERIAL IN OTHER THAN PAPER COPY HAS BEEN GRANTED BY Sample TO THE EDUCATIONAL RESOURCES INFORMATION CENTER (ERIC)

Level 2

Documents will be processed as indicated provided reproduction quality permits. If permission to reproduce is granted, but neither box is checked, documents will be processed at Level 1.

"I hereby grant to the Educational Resources Information Center (ERIC) nonexclusive permission to reproduce and disseminate this document as indicated above. Reproduction from the ERIC microfiche or electronic/optical media by persons other than ERIC employees and its system contractors requires permission from the copyright holder. Exception is made for non-profit reproduction by libraries and other service agencies to satisfy information needs of educators in response to discrete inquiries."

Sign here -> please

Signature: [Signature]
Printed Name/Position/Title: Tonia Hunt, Public Policy Associate
Organization/Address: Children First for Oregon, 921 SW Monsoon #418, Portland, OR 97205
Telephone: (503) 294-1456
FAX: (503) 294-1806
E-Mail Address: childrenfirst@instana.com
Date: 6/26/98

Thank You

(over)

026689



III. DOCUMENT AVAILABILITY INFORMATION (FROM NON-ERIC SOURCE):

If permission to reproduce is not granted to ERIC, or, if you wish ERIC to cite the availability of the document from another source, please provide the following information regarding the availability of the document. (ERIC will not announce a document unless it is publicly available, and a dependable source can be specified. Contributors should also be aware that ERIC selection criteria are significantly more stringent for documents that cannot be made available through EDRS.)

Publisher/Distributor:
Address:
Price:

IV. REFERRAL OF ERIC TO COPYRIGHT/REPRODUCTION RIGHTS HOLDER:

If the right to grant reproduction release is held by someone other than the addressee, please provide the appropriate name and address:

Name:
Address:

V. WHERE TO SEND THIS FORM:

Send this form to the following ERIC Clearinghouse:

KAREN E. SMITH
ERIC/EECE
CHILDREN'S RESEARCH CENTER *Rm 9*
UNIVERSITY OF ILLINOIS
51 GERTY DRIVE
Champaign, IL 61820-7469

However, if solicited by the ERIC Facility, or if making an unsolicited contribution to ERIC, return this form (and the document being contributed) to:

ERIC Processing and Reference Facility

1100 West Street, 2d Floor
Laurel, Maryland 20707-3598

Telephone: 301-497-4080

Toll Free: 800-799-3742

FAX: 301-953-0263

e-mail: ericfac@inet.ed.gov

WWW: <http://ericfac.piccard.csc.com>