

DOCUMENT RESUME

ED 421 186

JC 980 331

TITLE Data and Characteristics of the Illinois Public Community College System.

INSTITUTION Illinois Community Coll. Board, Springfield.

PUB DATE 1998-06-00

NOTE 175p.

PUB TYPE Numerical/Quantitative Data (110) -- Reports - Research (143)

EDRS PRICE MF01/PC07 Plus Postage.

DESCRIPTORS Administrators; College Programs; *Community Colleges; Construction Programs; Educational Facilities; Educational Finance; Enrollment; Financial Support; Full Time Equivalency; *Institutional Characteristics; *Public Colleges; School Personnel; State Surveys; *Student Characteristics; Tables (Data); *Teacher Characteristics; *Two Year College Students; Two Year Colleges

IDENTIFIERS *Illinois Community College System; Staff Characteristics


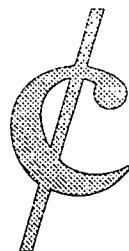
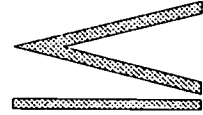
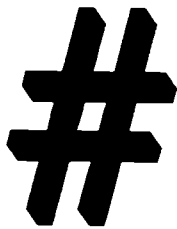
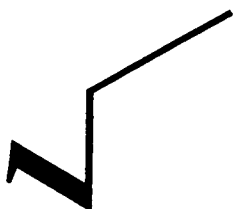
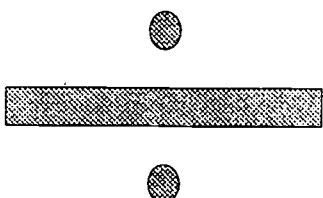
ABSTRACT

This report presents data on the Illinois public community colleges for Fiscal Year 1997 and Fall 1997 (FY 1998) regarding the system's students, faculty, staff, instructional programs, operating finances and capital construction on the state's forty public campuses. Following a brief introduction providing a profile of the colleges and a map of the college districts, section I presents tables showing student characteristics, including headcount data for fall 1997 by sex and full-/part-time status, instructional program area, age, ethnic origin, academic classification, type of residency, and enrollment status. This section also offers information on proportion of district populations served, community education enrollments, and headcount and full-time equivalent data for fall 1988 through fall 1997. Section II contains data on faculty and staff, including information on the sex and full-/part-time status of instructional faculty, administrative staff, non-teaching professional staff, and classified staff for fall 1997. Average base salaries for FY 1998 and average class types and size are also detailed. Section III presents program enrollment and completion data for 1997, including unduplicated headcount enrollments by sex, program classification, academic program, age, ethnic origin, highest previous degree, degrees awarded, adult certificates awarded, and annual duplicated completers by program by college. Section IV contains financial data on apportionment, grants to colleges, instructional unit costs, tax levies, operating revenues and expenditures, and energy usage and costs. Finally, section V provides data on facilities and college instruction. (AS)

* Reproductions supplied by EDRS are the best that can be made *
* from the original document. *

DATA AND CHARACTERISTICS

of the
Illinois Public Community College System



U.S. DEPARTMENT OF EDUCATION
Office of Educational Research and Improvement
EDUCATIONAL RESOURCES INFORMATION
CENTER (ERIC)

This document has been reproduced as received from the person or organization originating it.

Minor changes have been made to improve reproduction quality.

• Points of view or opinions stated in this document do not necessarily represent official OERI position or policy.

PERMISSION TO REPRODUCE AND DISSEMINATE THIS MATERIAL HAS BEEN GRANTED BY

V. K. McMillan

TO THE EDUCATIONAL RESOURCES INFORMATION CENTER (ERIC)

1

Illinois Community College Board
401 East Capitol Avenue
Springfield, IL 62701-1711
Telephone: (217) 785-0123
June 1998

Printed by Authority of the State of Illinois

T, 980 331



DATA AND CHARACTERISTICS OF THE
ILLINOIS PUBLIC COMMUNITY COLLEGE SYSTEM

JUNE 1998

TABLE OF CONTENTS

	<u>Page</u>
Introduction	viii
A Summary Profile of the Illinois Public Community Colleges	ix
Map of the Illinois Public Community College Districts	x
Section I - Fall Student Characteristics	1
Table I-1 - Summary of Opening Fall 1997 Student Headcount Enrollment by Sex and Type of Attendance	2
Table I-2 - Summary of Opening Fall 1997 Student Headcount Enrollment by Instructional Program Area	4
Table I-3 - Summary of Opening Fall 1997 Student Headcount Enrollment by Age	5
Table I-4 - Summary of Opening Fall 1997 Student Headcount Enrollment by Ethnic Origin	6
Table I-5 - Summary of Opening Fall 1997 Student Headcount Enrollment by Academic Classification	7
Table I-6 - Summary of Opening Fall 1997 Student Headcount Enrollment by Type of Residency	8
Table I-7 - Summary of Opening Fall 1997 Student Headcount Enrollment by Enrollment Status	9
Table I-8 - Proportions of District Populations Served by Illinois Public Community Colleges in Instructional Credit Curricula by Headcount and FTE	10
Table I-9 - Summary of Opening Fall 1997 Student Headcount Enrollment by Instructional Program Area and Student Level	11

TABLE OF CONTENTS
(Continued)

	<u>Page</u>
Table I-10 - Summary of Opening Fall Term Student Headcount Enrollment - Fall 1988 Through Fall 1997	15
Table I-11 - Summary of Opening Fall Term Student FTE Enrollment - Fall 1988 Through Fall 1997	16
Section II - Faculty and Staff Data	17
Table II-1 - Summary of Instructional Teaching Faculty (9 and 12 mos.) Employed in Illinois Public Community Colleges by Sex and Employment Status During Fall 1997	19
Table II-2 - Summary of Administrative Staff Employed in Illinois Public Community Colleges by Sex and Employment Status During Fall 1997	20
Table II-3 - Summary of Other Nonteaching Professional Staff (9 and 12 month) Employed in Illinois Public Community Colleges by Sex and Employment Status During Fall 1997	21
Table II-4 - Summary of Civil Service or Classified Staff Employed in Illinois Public Community Colleges by Sex and Employment Status During Fall 1997	22
Table II-5 - Fiscal Year 1998 Average Contractual Base Salaries for Full-Time Teaching Faculty (9 Mos.), Administrative Staff (12 Mos.), and Nonteaching Professional Staff (12 Mos.) in Illinois Public Community Colleges	23
Table II-6 - Average On-Campus Class by Type - Fall 1997	24
Table II-7 - Percentage of On-Campus Classes by Class Size Categories - Fall 1997	25
Section III - Annual Enrollment and Completion Data	26
Table III-1 - Summary of Annual Unduplicated Headcount Enrollment by Sex for Fiscal Year 1997	27

TABLE OF CONTENTS
(Continued)

	<u>Page</u>
Table III-2 - Summary of Annual Unduplicated Headcount Enrollment by Program Classification for Fiscal Year 1997	28
Table III-3 - Annual Unduplicated Enrollment by Academic Program by College for Fiscal Year 1997	29
Table III-4 - Summary of Annual Unduplicated Headcount Enrollment by Age for Fiscal Year 1997	53
Table III-5 - Summary of Annual Unduplicated Headcount Enrollment by Ethnic Origin for Fiscal Year 1997	54
Table III-6 - Highest Degree Previously Earned for Fiscal Year 1997 Illinois Public Community College Students	55
Table III-7 - Summary of Transfer and General Studies Degrees and Certificates Awarded in Fiscal Year 1997	56
Table III-8 - Summary of Occupational Degrees and Certificates Awarded in Fiscal Year 1997	57
Table III-9 - Annual Duplicated Completers by Academic Program by College for Fiscal Year 1997	59
Table III-10 - Summary of Adult Education Completions Awarded in Fiscal Year 1997 by Community College District	79
Table III-11 - Summary of High School Completions Awarded in Fiscal Year 1997 by Community College District	80
Section IV - Financial Data	81
Table IV-1 - Annual FTE Students - Fiscal Year 1987 Through Fiscal Year 1997	82
Table IV-2 - Total ICCB Grants Paid to Community Colleges - Fiscal Year 1991 Through Fiscal Year 1998	83
Table IV-3 - Net Instructional Unit Cost in Illinois Public Community Colleges Since Fiscal Year 1991	84

TABLE OF CONTENTS
(Continued)

	<u>Page</u>
Table IV-4 - Fiscal Year 1997 Total Reimbursable Credit Hours	85
Table IV-5 - Summary of Fiscal Year 1997 ICCB Grants to Illinois Public Community Colleges	86
Table IV-6 - Summary of Fiscal Year 1998 ICCB Grants to Illinois Public Community Colleges	87
Table IV-7 - Per Capita Costs, Chargeback Rates, and Student Tuition and Fee Rates at Illinois Public Community College Districts	88
Table IV-8 - 1996 Operating Tax Extensions for Real Estate and Other Property Tax and 1997 Corporate Personal Property Replacement Tax Revenues	89
Table IV-9 - 1996 Tax Levy Rates (Per \$100 of EAV)	90
Table IV-10 - Fiscal Year 1997 Net Instructional Unit Cost by Funded Instructional Categories in Illinois Public Community Colleges	91
Table IV-11 - Fiscal Year 1997 Audited Operating Revenues by Source	92
Table IV-12 - Fiscal Year 1997 Audited Operating Expenditures by Function	94
Table IV-13 - Fiscal Year 1997 Audited Operating Expenditures by Object	95
Table IV-14 - Fiscal Year 1997 Total Current Fund Revenues by Source	96
Table IV-15 - Fiscal Year 1997 Total Current Fund Expenditures by Function	97
Table IV-16 - Fiscal Year 1997 Energy Costs	98
Section V - Facilities Data	99
Table V-1 - Summary of Acres by Use for Illinois Public Community Colleges as of August 1, 1997	100

TABLE OF CONTENTS
(Continued)

	<u>Page</u>
Table V-2 - Summary of Total Square Footage Available on Illinois Public Community College Campuses as of August 1, 1997	101
Table V-3 - Square Footage of On-Campus Facilities Under Construction or Approved for Construction as of August 1, 1997	102
Table V-4 - Total Net Assignable Square Footage by Room Use Classification	103
Table V-5 - Net Assignable Square Footage in Completed Permanent State-Funded Facilities by Higher Education Facility Inventory Room Use Classification as of August 1, 1997	104
Table V-6 - Net Assignable Square Footage in Completed Permanent Locally Funded Facilities by Higher Education Facility Inventory Room Use Classification as of August 1, 1997	105
Table V-7 - Net Assignable Square Footage in Temporary Facilities by Higher Education Facility Inventory Room Use Classification as of August 1, 1997	106
Table V-8 - Net Assignable Square Footage in State-Funded Facilities Under Construction or Approved for Construction by Higher Education Facility Inventory Room Use Classification as of August 1, 1997	107
Table V-9 - Net Assignable Square Footage in Locally Funded Permanent Facilities Under Construction or Approved for Construction as of August 1, 1997	108
Table V-10 - Total Net Assignable Square Feet of Permanent Facilities by Room Use Classification Per 10th Day On-Campus FTE Student as of August 1, 1997 (Completed, Under Construction, Approved, or Appropriated)	109
Table V-11 - Total Protection, Health, and Safety Projects Approved	110

TABLE OF CONTENTS
(Continued)

	<u>Page</u>
Table V-12 - Budgeted Revenue for Community College Construction Since January 1990	111
Table V-13 - Budgeted Revenue for Permanent Community College Facilities Under Construction or Planned as of May 1998	131
Table V-14 - Capital Projects Under Construction - Funding Authorized by Protection, Health, and Safety Legislation	132
Table V-15 - Repair and Renovations Projects Approved for Fiscal Year 1995	137
Table V-16 - Capital Renewal Projects Approved for Fiscal Year 1997	138
Table V-17 - Capital Renewal Projects Approved for Fiscal Year 1998	139

LIST OF FIGURES

	<u>Page</u>
Figure 1 - Opening Fall 1997 Headcount Enrollment by Instructional Program Area	3
Figure 2 - Fall 1997 State Headcount Distribution of Employees by Employee Group	18
Figure 3 - FY 1997 Annual Duplicated Completers in Broad Program Categories	58
Figure 4 - FY 1997 Audited Sources of Revenue	93

INTRODUCTION

This is the seventeenth publication of a comprehensive data book by the Illinois Community College Board (ICCB). This document contains data and characteristics of the Illinois public community college system and is designed to serve as a basic reference. No analysis of the data is intended in this document. The data are obtained from various surveys and studies conducted by ICCB staff and from the colleges' annual MIS submissions.

This year the major data tables from the data book will again be available to colleges in computer-readable form using Quattro Pro (Windows) spreadsheet format. To receive the data book in computer-readable form: (1) send two blank, formatted 3 1/2 inch diskettes that can be read by an IBM compatible microcomputer; (2) specify whether the diskettes are high density or regular density; (3) enclose a self-addressed envelope with return postage; and (4) forward your request to the Production Controller, Information Technology Services, Illinois Community College Board, 401 East Capitol Avenue, Springfield, Illinois 62701-1711.

This document contains annual data for fiscal year 1997 and fall term data for 1997 (fiscal year 1998). Enrollment data and faculty and staff data are collected during the fall term each year; thus, these data are fall term 1997 (fiscal year 1998). Budgeted operating finance and facilities data are for fiscal year 1998. Audited financial data, unit cost data, annual enrollments, and graduate data are for fiscal year 1997.

This publication provides information about (1) students, (2) faculty and staff, (3) annual enrollment and completion, (4) operating finance, and (5) capital construction. Each of these areas constitutes a section of this document. Several tables summarize data from more detailed reports that have been published separately. The objective of this document is to provide useful summaries of data for community college districts in one reference document. If you have requests for other data or suggestions for additions or deletions, please contact the ICCB office.

Special acknowledgment is extended to the personnel of the colleges for their cooperation in completing surveys and providing the ICCB with computer-readable data on a timely basis.

Table 1 on the next page is a summary profile of selected statistics for the 40 Illinois public community college districts. The map on page x shows the geographic location of each college district.

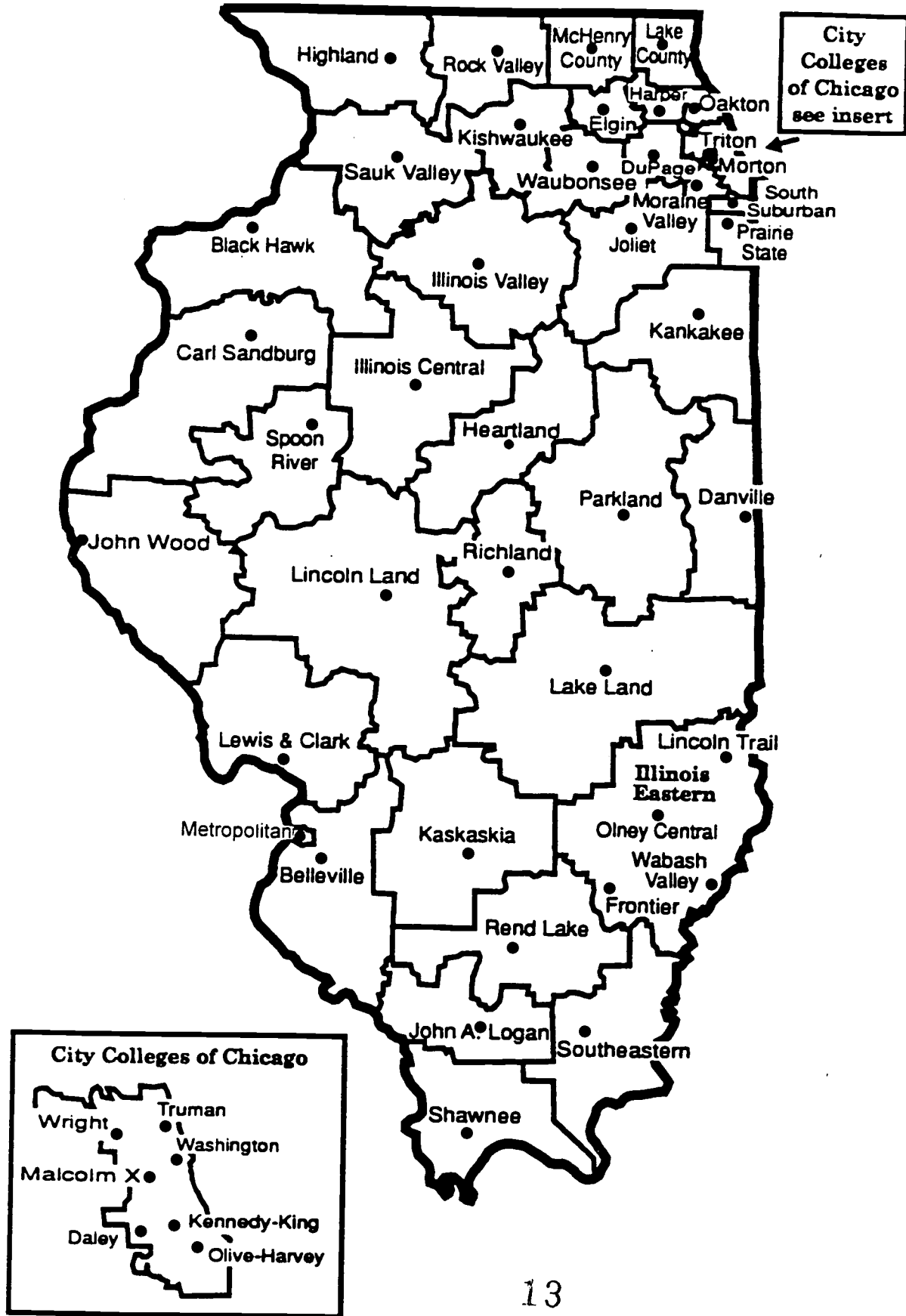
Illinois Community College Board

Table 1

A SUMMARY PROFILE OF THE ILLINOIS PUBLIC COMMUNITY COLLEGES

Dist. No.	District	District Location	District Size		1996 Tax Base EAV (Thousands)	1996 Tax Rates Extended			Student Enrollment		FY 97 Annual Tuition & Fee Charges		
			# of Coll.	1997 Population*		Square Miles	Educ. & O&M Rate	Bond & Interest Rate	All Other Tax Rates	Total		Fall 1997 Headcount	Annual FY 97 FTE
522	BELLEVILLE	Belleville	1	375,647	2,054	3,025,632.2	16.00	1.27	6.70	23.97	13,144	6,870	1,275
503	BLACK HAWK	Moline	1	227,618	2,240	1,978,388.6	23.58	0.00	14.66	38.24	6,532	5,110	1,590
508	CHICAGO	Chicago	7	2,754,574	230	30,759,382.3	22.49	0.00	15.63	38.12	70,717	45,748	1,400
507	DANVILLE	Danville	1	95,071	1,288	652,983.4	44.79	9.85	5.99	60.63	2,633	1,629	1,200
502	DUPAGE	Glen Ellyn	1	846,089	350	20,748,788.9	19.89	0.00	0.64	20.53	28,989	13,702	1,350
509	ELGIN	Elgin	1	262,624	343	5,385,924.2	29.83	0.00	11.69	41.52	9,181	4,678	1,260
512	HARPER	Palatine	1	496,695	193	11,944,246.0	23.84	2.24	2.10	28.18	15,690	7,540	1,425
540	HEARTLAND	Bloomington	1	173,717	1,863	2,175,290.9	22.50	1.10	0.84	24.44	3,534	1,743	1,140
519	HIGHLAND	Freeport	1	91,462	1,640	995,518.3	25.00	5.82	9.21	40.03	2,603	1,546	1,241
514	ILLINOIS CENTRAL	East Peoria	1	354,221	2,322	3,201,970.7	25.00	0.65	17.61	43.26	11,724	6,275	1,334
529	ILLINOIS EASTERN	Olney	4	111,489	3,066	840,096.1	25.00	10.25	5.07	40.32	7,334	4,603	990
513	ILLINOIS VALLEY	Oglesby	1	143,836	2,058	1,935,592.8	17.00	3.92	8.48	29.40	3,919	2,423	1,313
525	JOLIET	Joliet	1	365,939	1,434	7,310,335.3	19.92	0.00	2.24	22.16	10,647	5,811	1,380
520	KANKAKEE	Kankakee	1	125,586	1,586	1,242,899.0	18.98	0.00	2.44	21.42	3,696	2,936	1,140
501	KASKASKIA	Centralia	1	115,241	2,231	719,252.1	25.00	5.43	11.36	41.79	2,687	2,251	1,193
523	KISHWAUKEE	Malia	1	86,799	831	1,080,015.6	34.17	17.07	7.41	58.65	3,146	1,749	1,260
532	LAKE COUNTY	Grayslake	1	489,999	442	12,689,142.7	19.00	0.00	1.61	20.61	13,577	5,942	1,530
517	LAKE LAND	Mattoon	1	184,267	3,961	1,469,260.1	23.58	0.00	12.09	35.67	5,182	3,389	1,410
536	LEWIS & CLARK	Godfrey	1	207,319	2,044	1,759,079.7	25.00	12.40	3.31	40.71	5,421	2,864	1,440
526	LINCOLN LAND	Springfield	1	318,855	4,115	3,345,343.3	34.00	0.00	2.57	36.57	7,958	4,622	1,193
530	LOGAN	Cartersville	1	141,697	1,192	825,962.1	25.00	10.66	5.36	41.02	6,159	3,555	990
528	MC HENRY	Crystal Lake	1	161,564	600	3,618,927.5	24.87	7.08	1.56	33.51	5,071	2,707	1,214
541	METROPOLITAN	E. St. Louis	1	60,558	36	83,732.0	22.50	6.63	0.69	29.82	1,095	819	1,320
524	MORAIN VALLEY	Palos Hills	1	387,685	133	6,025,293.5	22.16	2.47	3.73	28.36	13,347	7,058	1,470
527	MORTON	Cicero	1	137,168	17	1,162,556.6	37.56	4.97	13.07	55.60	4,222	1,955	1,440
535	OAKTON	Des Plaines	1	434,075	107	11,443,591.5	19.85	0.00	0.95	20.80	11,103	6,070	1,148
505	PARKLAND	Champaign	1	236,895	2,908	2,469,107.2	36.00	0.00	10.22	46.22	7,848	4,752	1,410
515	PRAIRIE STATE	Chicago Hgts.	1	204,362	220	2,126,840.5	22.12	7.57	8.89	38.58	5,471	2,809	1,680
521	REND LAKE	Ina	1	87,781	1,850	481,584.4	23.35	25.10	9.80	58.25	4,213	2,296	1,080
537	RICHLAND	Decatur	1	136,004	1,114	1,751,961.0	25.31	0.00	2.95	28.26	3,244	1,782	1,275
511	ROCK VALLEY	Rockford	1	296,449	1,033	3,884,751.8	27.00	2.30	8.09	37.39	8,188	4,072	1,290
518	SANDBURG	Galesburg	1	116,362	2,834	956,173.7	23.58	9.93	12.96	46.47	2,635	1,852	1,620
506	SAUK VALLEY	Dixon	1	101,254	1,625	963,135.1	27.50	8.14	7.96	43.60	2,627	1,486	1,320
531	SHAWNEE	Ullin	1	61,236	1,466	306,944.1	22.99	0.00	7.50	30.49	1,961	1,282	1,050
530	SOUTH SUBURBAN	S. Holland	1	266,987	79	2,496,755.0	21.43	9.41	16.56	47.40	8,458	4,168	1,590
533	SOUTH-EASTERN	Harrisburg	1	58,008	1,656	301,360.1	37.25	0.00	6.80	44.05	2,807	2,025	990
534	SPOON RIVER	Canton	1	74,615	1,566	480,752.0	25.00	4.86	6.36	36.22	1,785	1,206	1,440
504	TRITON	River Grove	1	334,780	55	5,320,911.6	30.20	0.00	4.69	34.89	16,799	8,349	1,335
516	WAUBONSEE	Sugar Grove	1	210,302	624	3,354,837.7	28.70	1.45	3.94	34.09	7,000	3,582	1,335
539	WOOD	Quincy	1	95,867	2,363	750,129.2	23.58	3.20	8.24	35.02	2,209	1,204	1,560
49				11,430,597	55,769	\$162,064,448.8	23.20	1.55	6.60	31.35	344,556	194,460	1,316





Section I

FALL STUDENT CHARACTERISTICS

This section includes data on headcount and full-time equivalent (FTE) student enrollments in Illinois public community colleges.

The public community colleges of Illinois enroll approximately 65 percent of all students enrolled in public colleges and universities in the state of Illinois. The diverse population of the communities that the colleges serve is reflected in the student characteristics shown in this section.

The tables show student enrollments based on opening counts (10th-day enrollments) for the fall term. Opening enrollment counts are a snapshot count at the end of the regular registration for the fall term and do not include many students who enroll for courses which start later in a term - particularly in adult education.

Table I-1 lists the fall 1997 student headcount enrollment by sex and type of attendance. Fifty-eight percent of the 344,556 students enrolled in Illinois public community colleges were women. Part-time students accounted for approximately 67 percent of the enrollments.

Table I-2 itemizes the fall 1997 student headcount enrollment by instructional program area. As depicted in Figure 1, 41.9 percent of the students were enrolled in baccalaureate/transfer programs, 35.0 percent in occupational and vocational skills programs, 3.8 percent in general studies programs, 5.0 percent in general associate programs, and 14.3 percent in adult basic education/adult secondary education/English as a Second Language programs.

The data in Table I-3 show fall 1997 headcount enrollment by age categories and provide the median age of students for each public community college. The median age for fall 1997 students was 25.4 years. This is down .2 years from the fall 1996 median age of 25.6. The fall 1997 mean age was 29.8 years.

Tables I-4 through I-7 summarize fall 1997 student headcount enrollment by ethnic origin, academic classification, type of residency, and enrollment status. Table I-5 shows that approximately 21 percent of fall 1997 students were classified as sophomores. Forty-eight percent of the fall 1997 enrollments were classified as freshmen.

Table I-8 lists by headcount and FTE the proportions of district populations served by Illinois public community colleges in instructional credit curricula. Table I-9 summarizes fall 1997 headcount enrollment by instructional program area and student level.

Table I-10 details the trends in community college headcount enrollments from fall 1988 through fall 1997. Table I-11 lists the trends of FTE enrollments for the same ten-year period.

Illinois Community College Board
Table I-1
SUMMARY OF OPENING FALL 1997 STUDENT HEADCOUNT ENROLLMENT BY
SEX AND TYPE OF ATTENDANCE

Dist. No.	District/College	Male	Female	Full-time	Part-time	Total
522	Belleville	5,570	7,574	3,929	9,215	13,144
503	Black Hawk	2,600	3,932	2,871	3,661	6,532
508	Chicago	(28,132)	(42,585)	(24,267)	(46,450)	(70,717)
	Daley	3,986	6,081	3,560	6,507	10,067
	Kennedy-King	1,993	5,118	3,301	3,810	7,111
	Malcolm X	3,840	5,508	5,262	4,086	9,348
	Olive-Harvey	2,595	4,780	3,420	3,955	7,375
	Truman	7,173	8,836	3,762	12,247	16,009
	Washington	3,620	4,911	2,038	6,493	8,531
	Wilbur Wright	4,925	7,351	2,924	9,352	12,276
507	Danville	953	1,680	1,234	1,399	2,633
502	DuPage	12,417	16,572	8,379	20,610	28,989
509	Elgin	4,031	5,150	2,331	6,850	9,181
512	Harper	6,743	8,947	4,772	10,918	15,690
540	Heartland	1,473	2,061	1,175	2,359	3,534
519	Highland	849	1,754	943	1,660	2,603
514	Illinois Central	5,084	6,640	4,196	7,528	11,724
529	Illinois Eastern	(3,337)	(3,997)	(2,368)	(4,966)	(7,334)
	Frontier	471	1,422	188	1,705	1,893
	Lincoln Trail	625	714	594	745	1,339
	Olney Central	488	939	884	543	1,427
	Wabash Valley	1,753	922	702	1,973	2,675
513	Illinois Valley	1,763	2,156	1,487	2,432	3,919
525	Joliet	4,447	6,200	3,521	7,126	10,647
520	Kankakee	1,338	2,358	1,134	2,562	3,696
501	Kaskaskia	915	1,772	1,401	1,286	2,687
523	Kishwaukee	1,412	1,734	1,356	1,790	3,146
532	Lake County	5,936	7,641	2,910	10,667	13,577
517	Lake Land	2,577	2,605	2,365	2,817	5,182
536	Lewis & Clark	2,026	3,395	1,900	3,521	5,421
526	Lincoln Land	3,138	4,820	2,365	5,593	7,958
530	Logan	2,485	3,674	2,825	3,334	6,159
528	McHenry	2,056	3,015	1,375	3,696	5,071
541	Metropolitan	420	675	443	652	1,095
524	Moraine Valley	5,632	7,715	5,027	8,320	13,347
527	Morton	1,748	2,474	928	3,294	4,222
535	Oakton	4,738	6,365	2,641	8,462	11,103
505	Parkland	3,434	4,414	3,818	4,030	7,848
515	Prairie State	2,220	3,251	1,508	3,963	5,471
521	Rend Lake	2,182	2,031	1,471	2,742	4,213
537	Richland	1,206	2,038	1,034	2,210	3,244
511	Rock Valley	3,636	4,552	2,427	5,761	8,188
518	Sandburg	1,032	1,603	1,078	1,557	2,635
506	Sauk Valley	1,042	1,585	968	1,659	2,627
531	Shawnee	637	1,324	908	1,053	1,961
510	South Suburban	2,886	5,572	2,521	5,937	8,458
533	Southeastern	1,400	1,407	1,243	1,564	2,807
534	Spoon River	727	1,058	838	947	1,785
504	Triton	7,836	8,963	3,912	12,887	16,799
516	Waubonsee	3,037	3,963	1,658	5,342	7,000
539	Wood	<u>862</u>	<u>1,347</u>	<u>897</u>	<u>1,312</u>	<u>2,209</u>
	TOTALS	143,957	200,599	112,424	232,132	344,556

SOURCE OF DATA: Fall Enrollment (E1 Records) - reflects enrollments as of the fall term census date (end of registration). Will not reflect enrollments in courses that have a starting date later than the census date - particularly those in adult education.

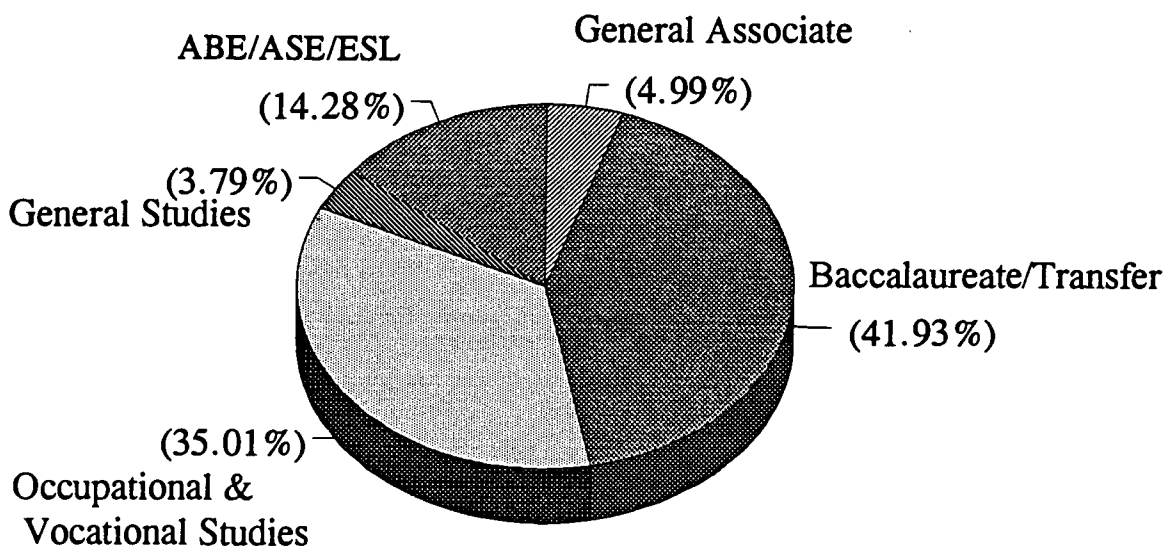


Figure 1. Opening Fall 1997 Headcount Enrollment by Instructional Program Area

Illinois Community College Board
Table I-2
SUMMARY OF OPENING FALL 1997 STUDENT HEADCOUNT ENROLLMENT
BY INSTRUCTIONAL PROGRAM AREA

Dist. No.	District/College	General Associates	Bacc/ Transfer	Occupa- tional	General Studies	Voc Skills	Adult Basic Education	Adult Sec. Education	English as a Second Language
522	Belleville	0	6,722	5,578	0	30	570	244	0
503	Black Hawk	12	3,677	2,271	6	362	172	32	0
508	Chicago	(10,596)	(14,989)	(7,534)	(2,912)	(3,012)	(8,759)	(2,604)	(20,311)
	Daley	126	3,778	1,412	282	49	477	61	3,882
	Kennedy-King	410	793	1,574	376	729	1,794	596	839
	Malcolm X	297	1,960	1,000	355	215	2,688	450	2,383
	Olive-Harvey	964	1,950	650	528	273	1,661	603	746
	Truman	2,695	1,424	987	443	156	887	145	9,272
	Washington	1,559	4,421	1,628	585	128	122	82	6
	Wilbur Wright	4,545	663	283	343	1,462	1,130	667	3,183
507	Danville	0	1,319	1,069	0	116	81	48	0
502	DuPage	153	10,309	6,428	6,369	2,933	219	444	2,134
509	Elgin	148	3,755	3,187	0	965	1,040	86	0
512	Harper	0	9,416	4,570	1,337	0	367	0	0
540	Heartland	0	2,474	713	0	343	2	2	0
519	Highland	32	1,254	742	184	385	3	3	0
514	Illinois Central	1,769	4,461	5,176	197	13	107	1	0
529	Illinois Eastern	(280)	(2,784)	(3,167)	(8)	(833)	(167)	(95)	(0)
	Frontier	51	747	287	3	695	64	46	0
	Lincoln Trail	81	726	406	2	44	58	22	0
	Olney Central	52	683	636	0	2	43	11	0
	Wabash Valley	96	628	1,838	3	92	2	16	0
513	Illinois Valley	566	1,476	1,564	153	0	91	54	15
525	Joliet	66	6,112	3,658	179	92	396	144	0
520	Kankakee	163	1,147	2,129	67	168	0	22	0
501	Kaskaskia	277	891	1,210	189	43	7	67	3
523	Kishwaukee	0	1,980	858	15	24	61	92	116
532	Lake County	0	6,232	6,323	248	189	132	77	376
517	Lake Land	227	2,391	1,900	0	421	148	95	0
536	Lewis & Clark	193	2,564	2,176	66	181	101	129	11
526	Lincoln Land	0	6,316	1,249	229	164	0	0	0
530	Logan	0	3,037	2,173	0	591	166	192	0
528	McHenry	87	3,072	1,912	0	0	0	0	0
541	Metropolitan	0	418	171	19	138	349	0	0
524	Moraine Valley	0	5,901	5,714	0	172	183	599	778
527	Morton	14	2,060	672	26	136	247	44	1,023
535	Oakton	0	6,937	3,060	4	718	267	116	1
505	Parkland	404	4,115	3,254	0	74	0	0	1
515	Prairie State	50	3,170	1,842	90	0	220	99	0
521	Rend Lake	0	1,932	1,391	0	855	2	33	0
537	Richland	8	2,013	1,167	45	0	8	3	0
511	Rock Valley	0	4,071	2,815	5	1,296	1	0	0
518	Sandburg	3	1,136	987	1	347	29	123	9
506	Sauk Valley	3	1,574	718	0	318	11	3	0
531	Shawnee	153	890	608	98	95	79	38	0
510	South Suburban	0	3,029	3,069	10	1,324	382	362	282
533	Southeastern	43	1,060	1,060	177	348	61	58	0
534	Spoon River	248	904	452	0	64	75	41	1
504	Triton	1,449	4,997	5,703	0	2,429	204	359	1,658
516	Waubensee	265	2,563	2,353	425	95	1,084	215	0
539	Wood	<u>1</u>	<u>1,313</u>	<u>729</u>	<u>3</u>	<u>0</u>	<u>43</u>	<u>116</u>	<u>4</u>
TOTALS		17,210	144,461	101,352	13,062	19,274	15,834	6,640	26,723

SOURCE OF DATA: Fall Enrollment (E1 Records) - reflects enrollments as of the fall term census date (end of registration). Will not reflect enrollments in courses that have a starting date later than the census date - particularly those in adult education.

Illinois Community College Board
Table I-3
SUMMARY OF OPENING FALL 1997 STUDENT HEADCOUNT ENROLLMENT
BY AGE

Dist. No.	District/College	Mean Age	Median Age	16 & Under	17-20	21-24	25-30	31-39	40-55	Over 55	Unknown
522	Belleville	30.2	26.5	50	3,852	2,106	1,926	2,404	2,404	397	5
503	Black Hawk	27.6	22.9	16	2,627	1,035	907	925	850	125	47
508	Chicago	(30.6)	(26.9)	(603)	(15,213)	(13,790)	(14,002)	(12,996)	(10,381)	(3,703)	(29)
	Daley	29.0	25.7	39	2,588	2,113	2,019	1,756	1,318	233	1
	Kennedy-King	30.6	27.2	105	1,575	1,282	1,370	1,414	1,070	293	2
	Malcolm X	31.0	28.0	71	1,912	1,665	1,801	2,054	1,465	374	6
	Olive-Harvey	28.8	24.6	182	2,246	1,373	1,218	1,091	1,003	255	7
	Truman	35.1	30.1	133	2,094	2,800	3,381	3,018	2,549	2,033	1
	Washington	30.9	27.8	9	1,478	1,725	1,993	1,717	1,355	251	3
	Wilbur Wright	28.7	24.9	64	3,320	2,832	2,220	1,946	1,621	264	9
507	Danville	28.5	23.2	6	1,034	367	298	368	415	64	81
502	DuPage	32.0	26.2	62	8,861	4,636	3,862	4,306	4,918	2,265	79
509	Elgin	28.9	24.8	54	3,048	1,514	1,365	1,597	1,330	238	35
512	Harper	28.9	24.9	49	4,844	2,955	2,563	2,562	2,252	383	82
540	Heartland	27.3	22.7	21	1,285	780	476	505	410	51	6
519	Highland	31.3	26.6	6	923	288	281	451	493	146	15
514	Illinois Central	28.6	24.1	25	4,175	1,947	1,750	1,746	1,736	284	61
529	Illinois Eastern	(33.4)	(30.1)	(196)	(1,995)	(709)	(806)	(1,197)	(1,728)	(700)	(3)
	Frontier	37.0	34.3	162	298	149	220	330	465	267	2
	Lincoln Trail	33.1	27.0	21	431	149	170	203	219	146	0
	Olney Central	27.2	22.3	3	631	205	186	202	169	31	0
	Wabash Valley	36.4	36.7	10	635	206	230	462	875	256	1
513	Illinois Valley	29.4	24.0	51	1,531	446	441	572	694	139	45
525	Joliet	28.8	23.7	68	4,141	1,456	1,245	1,675	1,809	249	4
520	Kankakee	29.9	26.0	19	1,166	557	542	640	640	116	16
501	Kaskaskia	27.2	21.9	9	1,172	360	294	374	389	24	65
523	Kishwaukee	26.7	22.4	15	1,196	725	445	386	332	47	0
532	Lake County	29.9	26.6	18	3,829	2,221	2,373	2,577	2,188	368	3
517	Lake Land	27.2	22.5	25	2,151	855	681	752	629	89	0
536	Lewis & Clark	27.5	22.6	145	2,063	824	666	763	681	121	158
526	Lincoln Land	29.7	25.5	19	2,438	1,149	1,092	1,283	1,188	251	538
530	Logan	30.1	24.0	40	2,051	1,174	805	746	959	365	19
528	McHenry	29.1	24.4	46	1,875	687	584	910	855	107	7
541	Metropolitan	29.2	24.4	20	321	245	204	138	95	71	1
524	Moraine Valley	26.9	22.2	29	5,552	2,378	1,707	1,802	1,565	180	134
527	Morton	28.8	24.9	12	1,252	847	712	744	512	120	23
535	Oakton	31.3	26.0	9	3,121	2,110	1,593	1,624	1,959	682	5
505	Parkland	27.3	22.7	47	2,997	1,552	1,141	1,054	909	143	5
515	Prairie State	30.2	25.8	32	1,683	881	772	950	898	220	35
521	Rend Lake	33.5	30.4	48	1,174	400	512	711	1,037	315	16
537	Richland	28.9	24.9	18	1,081	516	467	538	541	47	36
511	Rock Valley	29.8	26.2	16	2,533	1,252	1,266	1,478	1,434	209	0
518	Sandburg	30.1	24.3	24	980	364	314	394	408	150	1
506	Sauk Valley	29.0	24.0	12	994	380	316	387	450	76	12
531	Shawnee	28.6	23.2	30	761	293	242	280	282	73	0
510	South Suburban	30.7	26.1	76	2,369	1,388	1,157	1,403	1,464	379	222
533	Southeastern	28.7	24.3	57	981	391	418	417	405	86	52
534	Spoon River	27.1	21.7	11	789	304	201	221	200	53	6
504	Triton	29.2	25.5	293	4,292	2,782	2,639	2,629	2,276	391	1,497
516	Waubonsee	29.1	24.8	69	2,235	1,229	1,016	1,154	1,142	154	1
539	Wood	<u>28.1</u>	<u>23.1</u>	<u>10</u>	<u>867</u>	<u>344</u>	<u>297</u>	<u>337</u>	<u>305</u>	<u>48</u>	<u>1</u>
TOTALS/AVERAGE		29.8	25.4	2,356	105,452	58,237	52,378	55,996	53,163	13,629	3,345

SOURCE OF DATA: Fall Enrollment (E1 Records) - reflects enrollments as of the fall term census date (end of registration). Will not reflect enrollments in courses that have a starting date later than the census date - particularly those in adult education.

Illinois Community College Board
Table I-4
SUMMARY OF OPENING FALL 1997 STUDENT HEADCOUNT ENROLLMENT
BY ETHNIC ORIGIN

Dist. No.	District/College	Asian or Pacific Islander	American Indian or Alaskan	Black Non- Hispanic	Hispanic	White Non- Hispanic	Non- Resident Alien	All Other or No Indication
522	Belleville	210	80	1,312	222	11,285	35	0
503	Black Hawk	82	31	410	477	5,532	0	0
508	Chicago	(5,167)	(348)	(26,260)	(23,276)	(14,800)	(0)	(866)
	Daley	168	36	1,949	5,813	2,017	0	84
	Kennedy-King	198	35	5,843	794	216	0	25
	Malcolm X	635	45	5,473	2,412	667	0	116
	Olive-Harvey	41	42	5,914	1,228	122	0	28
	Truman	2,131	75	2,243	6,345	4,943	0	272
	Washington	1,088	67	3,813	1,574	1,787	0	202
	Wilbur Wright	906	48	1,025	5,110	5,048	0	139
507	Danville	22	2	217	39	2,353	0	0
502	DuPage	2,904	47	866	2,270	22,413	1	488
509	Elgin	397	19	295	1,788	6,669	13	0
512	Harper	1,567	27	444	1,854	11,758	40	0
540	Heartland	77	12	302	79	3,060	4	0
519	Highland	17	9	163	16	2,381	6	11
514	Illinois Central	164	38	986	179	10,346	11	0
529	Illinois Eastern	(44)	(13)	(138)	(47)	(7,085)	(7)	(0)
	Frontier	6	2	0	1	1,884	0	0
	Lincoln Trail	4	3	95	23	1,211	3	0
	Olney Central	9	2	17	4	1,391	4	0
	Wabash Valley	25	6	26	19	2,599	0	0
513	Illinois Valley	43	10	76	156	3,633	1	0
525	Joliet	152	35	753	645	9,054	8	0
520	Kankakee	36	11	430	65	3,153	1	0
501	Kaskaskia	5	8	61	11	2,601	1	0
523	Kishwaukee	98	9	271	286	2,476	6	0
532	Lake County	564	48	1,067	1,829	9,204	865	0
517	Lake Land	16	20	357	65	4,720	4	0
536	Lewis & Clark	25	16	332	41	4,985	22	0
526	Lincoln Land	94	19	387	53	7,381	24	0
530	Logan	61	30	470	78	5,518	2	0
528	McHenry	50	8	12	149	4,834	18	0
541	Metropolitan	4	4	1,066	1	20	0	0
524	Moraine Valley	157	75	534	673	11,159	749	0
527	Morton	91	2	41	2,264	1,743	81	0
535	Oakton	1,539	22	447	554	8,541	0	0
505	Parkland	281	29	760	179	6,212	387	0
515	Prairie State	49	16	1,478	365	2,661	11	891
521	Rend Lake	19	11	169	35	3,976	3	0
537	Richland	27	16	349	21	2,828	3	0
511	Rock Valley	159	30	526	308	7,156	9	0
518	Sandburg	12	5	116	50	2,444	8	0
506	Sauk Valley	19	9	27	159	2,413	0	0
531	Shawnee	7	6	305	17	1,626	0	0
510	South Suburban	65	25	3,406	653	4,259	50	0
533	Southeastern	8	12	388	76	2,322	1	0
534	Spoon River	18	6	79	17	1,655	10	0
504	Triton	687	91	3,110	2,928	9,963	20	0
516	Waubensee	78	55	335	1,691	4,839	2	0
539	Wood	19	6	77	16	2,084	7	0
	TOTALS	15,034	1,260	48,822	43,632	231,142	2,410	2,256

SOURCE OF DATA: Fall Enrollment (E1 Records) - reflects enrollments as of the fall term census date (end of registration). Will not reflect enrollments in courses that have a starting date later than the census date - particularly those in adult education.

Illinois Community College Board
Table I-5
SUMMARY OF OPENING FALL 1997 STUDENT HEADCOUNT ENROLLMENT
BY ACADEMIC CLASSIFICATION

Dist. No.	District/College	Freshman	Sophomore	High School	Unclassified*
522	Belleville	6,955	3,464	91	2,634
503	Black Hawk	2,110	1,760	23	2,639
508	Chicago	(19,700)	(7,809)	(77)	(43,131)
	Daley	2,707	1,138	4	6,218
	Kennedy-King	1,828	793	19	4,471
	Malcolm X	2,220	869	12	6,247
	Olive-Harvey	2,077	982	12	4,304
	Truman	2,824	1,174	9	12,002
	Washington	4,146	1,441	17	2,927
	Wilbur Wright	3,898	1,412	4	6,962
507	Danville	1,981	369	0	283
502	DuPage	15,729	5,309	18	7,933
509	Elgin	5,416	1,188	288	2,289
512	Harper**	4,862	2,571	11	8,246
540	Heartland	2,821	334	0	379
519	Highland	1,738	561	0	304
514	Illinois Central	6,489	2,695	174	2,366
529	Illinois Eastern	(4,411)	(2,348)	(0)	(575)
	Frontier	1,182	564	0	147
	Lincoln Trail	852	389	0	98
	Olney Central	750	599	0	78
	Wabash Valley	1,627	796	0	252
513	Illinois Valley	2,709	624	143	443
525	Joliet	2,994	6,444	0	1,209
520	Kankakee	2,402	754	66	474
501	Kaskaskia	1,837	581	5	264
523	Kishwaukee	2,136	497	10	503
532	Lake County	7,234	4,363	0	1,980
517	Lake Land	3,170	1,238	54	720
536	Lewis & Clark	3,540	1,265	0	616
526	Lincoln Land	5,083	2,083	344	448
530	Logan	4,433	1,199	0	527
528	McHenry	3,258	1,009	43	761
541	Metropolitan	633	113	0	349
524	Moraine Valley	8,005	2,845	34	2,463
527	Morton	2,087	570	2	1,563
535	Oakton	5,071	2,912	18	3,102
505	Parkland	3,893	2,575	48	1,332
515	Prairie State	3,380	1,227	0	864
521	Rend Lake	1,538	915	0	1,760
537	Richland	2,099	836	98	211
511	Rock Valley	5,529	1,867	12	780
518	Sandburg	1,763	543	1	328
506	Sauk Valley	1,418	534	0	675
531	Shawnee**	422	480	483	576
510	South Suburban	4,995	1,912	109	1,442
533	Southeastern	1,547	601	78	581
534	Spoon River	1,022	446	0	317
504	Triton	9,027	2,975	599	4,198
516	Waubonsee	1,896	957	0	4,147
539	Wood	<u>1,217</u>	<u>502</u>	<u>46</u>	<u>444</u>
	TOTALS	166,550	71,275	2,875	103,856

*Unclassified students are those who do not meet minimum requirements for entrance as regular college-level students, or already have an Associate Degree or higher and are taking courses at the same level or lower. Some colleges may be including course enrollees in this category as well.

**Estimated

SOURCE OF DATA: Fall Enrollment (E1 Records) - reflects enrollments as of the fall term census date (end of registration). Will not reflect enrollments in courses that have a starting date later than the census date - particularly those in adult education.

Illinois Community College Board
Table I-6
SUMMARY OF OPENING FALL 1997 STUDENT HEADCOUNT ENROLLMENT
BY TYPE OF RESIDENCY

Dist. No.	District/College	In-District	Out-of- District	Corrections	Out-of State	Foreign
522	Belleville	11,975	1,068	0	93	8
503	Black Hawk	6,079	80	170	183	20
508	Chicago	(68,962)	(1,451)	(0)	(44)	(260)
	Daley	9,767	299	0	1	0
	Kennedy-King	7,066	44	0	1	0
	Malcolm X	9,214	133	0	0	1
	Olive-Harvey	7,216	122	0	37	0
	Truman	15,587	379	0	1	42
	Washington	8,067	264	0	4	196
	Wilbur Wright	12,045	210	0	0	21
507	Danville	2,540	1	2	87	3
502	DuPage	26,430	2,094	0	124	341
509	Elgin	8,504	659	0	5	13
512	Harper	13,476	2,103	0	7	104
540	Heartland	3,325	204	0	1	4
519	Highland	2,585	10	0	8	0
514	Illinois Central	10,886	385	339	26	88
529	Illinois Eastern	(5,752)	(1,280)	(137)	(109)	(56)
	Frontier	1,767	126	0	0	0
	Lincoln Trail	1,160	32	136	9	2
	Olney Central	1,367	27	0	20	13
	Wabash Valley	1,458	1,095	1	80	41
513	Illinois Valley	3,742	40	137	0	0
525	Joliet	10,483	157	0	7	0
520	Kankakee	3,509	140	0	45	2
501	Kaskaskia	2,550	137	0	0	0
523	Kishwaukee	2,350	766	0	17	13
532	Lake County	12,251	517	0	36	773
517	Lake Land	4,257	241	652	32	0
536	Lewis & Clark	5,204	142	0	67	8
526	Lincoln Land	7,432	503	0	9	14
530	Logan	5,905	221	0	6	27
528	McHenry	4,800	203	0	51	17
541	Metropolitan	982	109	0	4	0
524	Moraine Valley	11,283	1,303	0	6	755
527	Morton	3,818	398	0	4	2
535	Oakton	8,872	2,153	0	6	72
505	Parkland	6,069	1,357	0	55	367
515	Prairie State	4,673	588	0	204	6
521	Rend Lake	3,310	648	247	4	4
537	Richland	3,196	47	0	0	1
511	Rock Valley	8,124	38	0	9	17
518	Sandburg	2,507	99	3	26	0
506	Sauk Valley	2,538	86	0	3	0
531	Shawnee	1,760	17	0	184	0
510	South Suburban	6,882	1,032	0	543	1
533	Southeastern	2,103	121	542	37	4
534	Spoon River	1,611	142	10	4	18
504	Triton	11,371	5,283	0	92	53
516	Waubonsee	6,407	590	0	1	2
539	Wood	<u>2,007</u>	<u>27</u>	<u>0</u>	<u>175</u>	<u>0</u>
	TOTALS	310,510	26,440	2,239	2,314	3,053

SOURCE OF DATA: Fall Enrollment (E1 Records) - reflects enrollments as of the fall term census date (end of registration).
Will not reflect enrollments in courses that have a starting date later than the census date - particularly those in adult education.

Illinois Community College Board
Table I-7
SUMMARY OF OPENING FALL 1997 STUDENT HEADCOUNT ENROLLMENT
BY ENROLLMENT STATUS

<u>Dist. No.</u>	<u>District/College</u>	<u>First-Time College-Level Students</u>	<u>New Pre-College Students</u>	<u>Transfer Students</u>	<u>New Gen Studies/ Voc Students</u>	<u>Continuing Students</u>	<u>Students Moved to College-Level</u>	<u>Readmitted Students</u>	<u>Unknown</u>
522	Belleville	2,453	750	81	36	7,092	0	2,732	0
503	Black Hawk	1,510	179	65	105	3,396	54	1,223	0
508	Chicago	(25,366)	(0)	(1,364)	(0)	(32,930)	(0)	(11,057)	(0)
	Daley	3,436	0	141	0	5,217	0	1,273	0
	Kennedy-King	2,646	0	44	0	3,062	0	1,359	0
	Malcolm X	4,382	0	5	0	3,578	0	1,383	0
	Olive-Harvey	2,844	0	70	0	2,929	0	1,532	0
	Truman	6,201	0	184	0	7,624	0	2,000	0
	Washington	2,085	0	655	0	3,972	0	1,819	0
	Wilbur Wright	3,772	0	265	0	6,548	0	1,691	0
507	Danville	756	47	32	5	1,556	3	234	0
502	DuPage	6,319	0	1,845	0	14,627	0	6,198	0
509	Elgin	1,526	596	868	6	4,335	329	1,521	0
512	Harper	3,415	10	1,219	0	8,438	0	2,608	0
540	Heartland	843	0	851	0	1,829	0	11	0
519	Highland	517	12	74	186	1,483	0	330	1
514	Illinois Central	2,670	0	652	0	7,816	0	586	0
529	Illinois Eastern	(1,787)	(13)	(1)	(3)	(4,068)	(0)	(1,462)	(0)
	Frontier	374	9	0	1	516	0	993	0
	Lincoln Trail	411	0	0	0	875	0	53	0
	Olney Central	324	0	0	0	758	0	345	0
	Wabash Valley	678	4	1	2	1,919	0	71	0
513	Illinois Valley	1,021	0	132	0	2,167	0	599	0
525	Joliet	2,844	0	120	0	5,455	0	2,228	0
520	Kankakee	541	94	208	85	1,831	0	937	0
501	Kaskaskia	782	45	0	90	1,218	0	552	0
523	Kishwaukee	534	100	399	16	1,507	0	590	0
532	Lake County	1,576	1,171	1,357	23	6,946	358	2,146	0
517	Lake Land	1,613	0	575	0	2,003	0	991	0
536	Lewis & Clark	1,599	0	116	0	2,740	0	966	0
526	Lincoln Land	2,559	0	0	0	4,076	0	1,323	0
530	Logan	791	159	465	661	3,101	0	982	0
528	McHenry	908	61	379	18	2,566	32	1,107	0
541	Metropolitan	212	266	116	0	499	0	2	0
524	Moraine Valley	3,074	1,207	155	86	4,104	263	4,458	0
527	Morton	76	152	0	7	3,981	0	6	0
535	Oakton	1,850	5	1,464	469	5,720	0	1,595	0
505	Parkland	1,579	448	555	30	3,673	273	1,290	0
515	Prairie State	1,225	181	357	226	2,370	0	1,112	0
521	Rend Lake	2,388	2	198	0	1,303	0	322	0
537	Richland	825	0	5	0	1,790	0	624	0
511	Rock Valley	2,030	0	13	0	6,011	0	134	0
518	Sandburg	847	110	8	48	1,185	14	423	0
506	Sauk Valley	822	18	0	0	1,269	1	517	0
531	Shawnee	608	0	0	0	901	0	452	0
510	South Suburban	1,132	695	99	590	4,001	458	1,483	0
533	Southeastern	603	67	28	79	1,522	0	508	0
534	Spoon River	540	68	114	18	730	16	299	0
504	Triton	2,992	885	6	931	8,191	217	3,577	0
516	Waubonsee	851	443	53	32	4,118	0	1,503	0
539	Wood	<u>537</u>	<u>9</u>	<u>134</u>	<u>50</u>	<u>1,112</u>	<u>188</u>	<u>179</u>	<u>0</u>
	TOTALS	84,121	7,793	14,108	3,800	173,660	2,206	58,867	1

SOURCE OF DATA: Fall Enrollment (E1 Records) - reflects enrollments as of the fall term census date (end of registration). Will not reflect enrollments in courses that have a starting date later than the census date - particularly those in adult education.

Illinois Community College Board
Table I-8
PROPORTIONS OF DISTRICT POPULATIONS SERVED BY
ILLINOIS PUBLIC COMMUNITY COLLEGES IN INSTRUCTIONAL
CREDIT CURRICULA BY HEADCOUNT AND FTE

Dist. No.	District	Headcount Per 1000 Population	FTE Per 1000 Population
522	Belleville	34.99	17.56
503	Black Hawk	28.70	17.50
508	Chicago	25.67	15.48
507	Danville	27.70	17.74
502	DuPage	34.26	18.02
509	Elgin	34.96	17.26
512	Harper	31.59	16.05
540	Heartland	20.34	10.86
519	Highland	28.46	14.97
514	Illinois Central	33.10	17.99
529	Illinois Eastern	65.78	32.24
513	Illinois Valley	27.25	15.28
525	Joliet	29.10	15.33
520	Kankakee	29.43	15.11
501	Kaskaskia	23.32	16.49
523	Kishwaukee	36.24	21.92
532	Lake County	27.71	12.22
517	Lake Land	28.12	17.98
536	Lewis & Clark	26.15	13.89
526	Lincoln Land	24.96	12.55
530	Logan	43.47	25.66
528	Mc Henry	31.39	15.38
541	Metropolitan	18.08	11.80
524	Moraine Valley	34.43	19.27
527	Morton	30.78	13.39
535	Oakton	25.58	11.80
505	Parkland	33.13	21.11
515	Prairie State	26.77	13.24
521	Rend Lake	47.99	22.86
537	Richland	23.85	12.98
511	Rock Valley	27.62	13.48
518	Carl Sandburg	22.64	13.00
506	Sauk Valley	25.94	14.26
531	Shawnee	32.02	20.37
510	South Suburban	31.68	15.32
533	Southeastern	48.39	30.27
534	Spoon River	23.92	14.57
504	Triton	50.18	23.94
516	Waubonsee	33.29	14.42
539	John Wood	<u>23.04</u>	<u>12.93</u>

TOTALS

30.14

16.25

SOURCES OF DATA: Fall Enrollment (E1 Records)
ICCB 1998 Estimated District Population

Illinois Community College Board
Table I-9
SUMMARY OF OPENING FALL 1997 STUDENT HEADCOUNT ENROLLMENT
BY INSTRUCTIONAL PROGRAM AREA AND STUDENT LEVEL

FRESHMAN LEVEL										
Dist. No.	District/College	General Associates	Bacc/Transfer	Occupational	General Studies	Voc Skills	Adult Basic Ed	Adult Sec Ed	Eng as a Second Language	Total
522	Belleville	0	3,835	3,099	0	21	0	0	0	6,955
503	Black Hawk	3	1,355	747	0	5	0	0	0	2,110
508	Chicago	(5,786)	(8,225)	(3,387)	(784)	(1,518)	(0)	(0)	(0)	(19,700)
	Daley	61	1,910	625	81	30	0	0	0	2,707
	Kennedy-King	159	502	777	121	269	0	0	0	1,828
	Malcolm X	179	1,315	497	118	111	0	0	0	2,220
	Olive-Harvey	548	896	259	171	203	0	0	0	2,077
	Truman	1,544	714	385	112	69	0	0	0	2,824
	Washington	684	2,565	730	95	72	0	0	0	4,146
	Wilbur Wright	2,611	323	114	86	764	0	0	0	3,898
507	Danville	0	1,069	811	0	101	0	0	0	1,981
502	DuPage	49	6,594	3,424	4,015	1,647	0	0	0	15,729
509	Elgin	113	2,711	1,936	0	656	0	0	0	5,416
512	Harper*	0	2,956	1,585	321	0	0	0	0	4,862
540	Heartland	0	2,032	564	0	225	0	0	0	2,821
519	Highland	21	829	473	129	286	0	0	0	1,738
514	Illinois Central	1,282	2,449	2,668	81	9	0	0	0	6,489
529	Illinois Eastern	(212)	(1,788)	(1,802)	(8)	(601)	(0)	(0)	(0)	(4,411)
	Frontier	35	466	194	3	484	0	0	0	1,182
	Lincoln Trail	61	517	236	2	36	0	0	0	852
	Olney Central	43	430	275	0	2	0	0	0	750
	Wabash Valley	73	375	1,097	3	79	0	0	0	1,627
513	Illinois Valley	478	1,109	1,112	10	0	0	0	0	2,709
525	Joliet	10	1,988	963	0	33	0	0	0	2,994
520	Kankakee	128	751	1,362	47	114	0	0	0	2,402
501	Kaskaskia	239	633	756	170	39	0	0	0	1,837
523	Kishwaukee	0	1,556	550	12	18	0	0	0	2,136
532	Lake County	0	3,275	3,626	190	143	0	0	0	7,234
517	Lake Land	219	1,553	1,113	0	285	0	0	0	3,170
536	Lewis & Clark	135	1,853	1,386	44	122	0	0	0	3,540
526	Lincoln Land	0	4,068	733	174	108	0	0	0	5,083
530	Logan	0	2,311	1,560	0	562	0	0	0	4,433
528	McHenry	54	1,915	1,289	0	0	0	0	0	3,258
541	Metropolitan	0	341	148	18	126	0	0	0	633
524	Moraine Valley	0	4,256	3,618	0	131	0	0	0	8,005
527	Morton	4	1,544	409	19	111	0	0	0	2,087
535	Oakton	0	3,636	1,435	0	0	0	0	0	5,071
505	Parkland	218	2,146	1,488	0	41	0	0	0	3,893
515	Prairie State	35	2,153	1,192	0	0	0	0	0	3,380
521	Rend Lake	0	676	510	0	352	0	0	0	1,538
537	Richland	4	1,331	726	38	0	0	0	0	2,099
511	Rock Valley	0	2,721	1,773	5	1,029	1	0	0	5,529
518	Sandburg	1	838	642	1	276	0	5	0	1,763
506	Sauk Valley	0	963	454	0	1	0	0	0	1,418
531	Shawnee*	46	217	125	24	10	0	0	0	422
510	South Suburban	0	2,061	1,776	8	1,150	0	0	0	4,995
533	Southeastern	40	662	574	115	156	0	0	0	1,547
534	Spoon River	161	569	250	0	42	0	0	0	1,022
504	Triton	1,217	2,992	3,721	0	1,097	0	0	0	9,027
516	Waubensee	175	977	692	31	21	0	0	0	1,896
539	Wood	0	799	416	2	0	0	0	0	1,217
TOTALS		10,630	83,737	54,895	6,246	11,036	1	5	0	166,550

* Estimated

SOURCE OF DATA: Fall Enrollment (E1 Records) - reflects enrollments as of the fall term census date (end of registration). Will not reflect enrollments in courses that have a starting date later than the census date - particularly those in adult education.

Illinois Community College Board

Table I-9

SUMMARY OF OPENING FALL 1997 STUDENT HEADCOUNT ENROLLMENT
BY INSTRUCTIONAL PROGRAM AREA AND STUDENT LEVEL

SOPHOMORE LEVEL

Dist. No.	District/College	General Associates	Bacc/ Transfer	Occupational	General Studies	Voc Skills	Adult Basic Ed	Adult Sec Ed	Eng as a Second Language	Total
522	Belleville	0	1,899	1,562	0	3	0	0	0	3,464
503	Black Hawk	7	975	777	0	1	0	0	0	1,760
508	Chicago	(1,680)	(3,368)	(2,353)	(100)	(308)	(0)	(0)	(0)	(7,809)
	Daley	17	790	311	12	8	0	0	0	1,138
	Kennedy-King	41	244	441	9	58	0	0	0	793
	Malcolm X	30	397	417	8	17	0	0	0	869
	Olive-Harvey	89	497	334	27	35	0	0	0	982
	Truman	370	390	362	13	39	0	0	0	1,174
	Washington	198	820	366	25	32	0	0	0	1,441
	Wilbur Wright	935	230	122	6	119	0	0	0	1,412
507	Danville	0	176	190	0	3	0	0	0	369
502	DuPage	102	2,615	1,812	368	412	0	0	0	5,309
509	Elgin	23	601	514	0	50	0	0	0	1,188
512	Harper*	0	1,625	920	26	0	0	0	0	2,571
540	Heartland	0	265	69	0	0	0	0	0	334
519	Highland	9	330	184	9	29	0	0	0	561
514	Illinois Central	209	1,126	1,343	13	4	0	0	0	2,695
529	Illinois Eastern	(63)	(935)	(1,139)	(0)	(211)	(0)	(0)	(0)	(2,348)
	Frontier	16	263	90	0	195	0	0	0	564
	Lincoln Trail	19	200	162	0	8	0	0	0	389
	Olney Central	9	247	343	0	0	0	0	0	599
	Wabash Valley	19	225	544	0	8	0	0	0	796
513	Illinois Valley	69	263	291	1	0	0	0	0	624
525	Joliet	56	3,885	2,469	1	33	0	0	0	6,444
520	Kankakee	24	212	500	7	11	0	0	0	754
501	Kaskaskia	24	206	337	12	2	0	0	0	581
523	Kishwaukee	0	296	201	0	0	0	0	0	497
532	Lake County	0	2,568	1,708	45	42	0	0	0	4,363
517	Lake Land	8	531	669	0	30	0	0	0	1,238
536	Lewis & Clark	54	566	614	14	17	0	0	0	1,265
526	Lincoln Land	0	1,637	405	20	21	0	0	0	2,083
530	Logan	0	642	545	0	12	0	0	0	1,199
528	McHenry	22	694	293	0	0	0	0	0	1,009
541	Metropolitan	0	77	23	1	12	0	0	0	113
524	Moraine Valley	0	1,259	1,574	0	12	0	0	0	2,845
527	Morton	9	367	191	2	1	0	0	0	570
535	Oakton	0	1,973	939	0	0	0	0	0	2,912
505	Parkland	70	1,321	1,180	0	4	0	0	0	2,575
515	Prairie State	13	687	527	0	0	0	0	0	1,227
521	Rend Lake	0	446	400	0	69	0	0	0	915
537	Richland	3	488	341	4	0	0	0	0	836
511	Rock Valley	0	1,077	739	0	51	0	0	0	1,867
518	Sandburg	1	239	288	0	15	0	0	0	543
506	Sauk Valley	3	314	217	0	0	0	0	0	534
531	Shawnee*	32	246	192	3	7	0	0	0	480
510	South Suburban	0	719	1,113	1	79	0	0	0	1,912
533	Southeastern	2	268	307	4	20	0	0	0	601
534	Spoon River	68	239	133	0	6	0	0	0	446
504	Triton	203	1,154	1,607	0	11	0	0	0	2,975
516	Waubonsee	42	537	358	19	1	0	0	0	957
539	Wood	1	296	205	0	0	0	0	0	502
	TOTALS	2,797	37,122	29,229	650	1,477	0	0	0	71,275

*Estimated

SOURCE OF DATA: Fall Enrollment (E1 Records) - reflects enrollments as of the fall term census date (end of registration). Will not reflect enrollments in courses that have a starting date later than the census date - particularly those in adult education.

Illinois Community College Board
Table I-9
SUMMARY OF OPENING FALL 1997 STUDENT HEADCOUNT ENROLLMENT
BY INSTRUCTIONAL PROGRAM AREA AND STUDENT LEVEL

Dist. No.	District/College	HIGH SCHOOL LEVEL							Eng as a Second Language	Total
		General Associates	Bacc/ Transfer	Occupa- tional	General Studies	Voc Skills	Adult Basic Ed	Adult Sec Ed		
522	Belleville	0	82	9	0	0	0	0	0	91
503	Black Hawk	0	18	5	0	0	0	0	0	23
508	Chicago	(10)	(36)	(27)	(2)	(2)	(0)	(0)	(0)	(77)
	Daley	0	3	1	0	0	0	0	0	4
	Kennedy-King	0	5	13	0	1	0	0	0	19
	Malcolm X	0	7	4	1	0	0	0	0	12
	Olive-Harvey	3	5	4	0	0	0	0	0	12
	Truman	2	6	1	0	0	0	0	0	9
	Washington	2	10	3	1	1	0	0	0	17
	Wilbur Wright	3	0	1	0	0	0	0	0	4
507	Danville	0	0	0	0	0	0	0	0	0
502	DuPage	0	5	1	12	0	0	0	0	18
509	Elgin	2	103	156	0	27	0	0	0	288
512	Harper*	0	10	0	1	0	0	0	0	11
540	Heartland	0	0	0	0	0	0	0	0	0
519	Highland	0	0	0	0	0	0	0	0	0
514	Illinois Central	69	88	14	3	0	0	0	0	174
529	Illinois Eastern	(0)	(0)	(0)	(0)	(0)	(0)	(0)	(0)	(0)
	Frontier	0	0	0	0	0	0	0	0	0
	Lincoln Trail	0	0	0	0	0	0	0	0	0
	Olney Central	0	0	0	0	0	0	0	0	0
	Wabash Valley	0	0	0	0	0	0	0	0	0
513	Illinois Valley	1	2	0	140	0	0	0	0	143
525	Joliet	0	0	0	0	0	0	0	0	0
520	Kankakee	0	66	0	0	0	0	0	0	66
501	Kaskaskia	0	4	0	1	0	0	0	0	5
523	Kishwaukee	0	8	2	0	0	0	0	0	10
532	Lake County	0	0	0	0	0	0	0	0	0
517	Lake Land	0	51	3	0	0	0	0	0	54
536	Lewis & Clark	0	0	0	0	0	0	0	0	0
526	Lincoln Land	0	276	60	6	2	0	0	0	344
530	Logan	0	0	0	0	0	0	0	0	0
528	McHenry	0	7	36	0	0	0	0	0	43
541	Metropolitan	0	0	0	0	0	0	0	0	0
524	Moraine Valley	0	28	6	0	0	0	0	0	34
527	Morton	0	2	0	0	0	0	0	0	2
535	Oakton	0	15	3	0	0	0	0	0	18
505	Parkland	1	39	8	0	0	0	0	0	48
515	Prairie State	0	0	0	0	0	0	0	0	0
521	Rend Lake	0	0	0	0	0	0	0	0	0
537	Richland	0	90	8	0	0	0	0	0	98
511	Rock Valley	0	3	5	0	4	0	0	0	12
518	Sandburg	0	1	0	0	0	0	0	0	1
506	Sauk Valley	0	0	0	0	0	0	0	0	0
531	Shawnee*	53	202	173	23	32	0	0	0	483
510	South Suburban	0	109	0	0	0	0	0	0	109
533	Southeastern	0	20	24	0	34	0	0	0	78
534	Spoon River	0	0	0	0	0	0	0	0	0
504	Triton	0	597	2	0	0	0	0	0	599
516	Waubonsee	0	0	0	0	0	0	0	0	0
539	Wood	0	39	7	0	0	0	0	0	46
	TOTALS	136	1,901	549	188	101	0	0	0	2,875

*Estimated

SOURCE OF DATA: Fall Enrollment (E1 Records) - reflects enrollments as of the fall term census date (end of registration). Will not reflect enrollments in courses that have a starting date later than the census date - particularly those in adult education.

Illinois Community College Board
Table I-9
SUMMARY OF OPENING FALL 1997 STUDENT HEADCOUNT ENROLLMENT
BY INSTRUCTIONAL PROGRAM AREA AND STUDENT LEVEL

UNCLASSIFIED LEVEL										
Dist. No.	District/College	General Associates	Bacc/Transfer	Occupational	General Studies	Voc Skills	Adult Basic Ed	Adult Sec Ed	Eng as a Second Language	Total
522	Belleville	0	906	908	0	6	570	244	0	2,634
503	Black Hawk	2	1,329	742	6	356	172	32	0	2,639
508	Chicago	(3,120)	(3,360)	(1,767)	(2,026)	(1,184)	(8,759)	(2,604)	(20,311)	(43,131)
	Daley	48	1,075	475	189	11	477	61	3,882	6,218
	Kennedy-King	210	42	343	246	401	1,794	596	839	4,471
	Malcolm X	88	241	82	228	87	2,688	450	2,383	6,247
	Olive-Harvey	324	552	53	330	35	1,661	603	746	4,304
	Truman	779	314	239	318	48	887	145	9,272	12,002
	Washington	675	1,026	529	464	23	122	82	6	2,927
	Wilbur Wright	996	110	46	251	579	1,130	667	3,183	6,962
507	Danville	0	74	68	0	12	81	48	0	283
502	DuPage	2	1,095	1,191	1,974	874	219	444	2,134	7,933
509	Elgin	10	340	581	0	232	1,040	86	0	2,289
512	Harper*	0	4,825	2,065	989	0	367	0	0	8,246
540	Heartland	0	177	80	0	118	2	2	0	379
519	Highland	2	95	85	46	70	3	3	0	304
514	Illinois Central	209	798	1,151	100	0	107	1	0	2,366
529	Illinois Eastern	(5)	(61)	(226)	(0)	(21)	(167)	(95)	(0)	(575)
	Frontier	0	18	3	0	16	64	46	0	147
	Lincoln Trail	1	9	8	0	0	58	22	0	98
	Olney Central	0	6	18	0	0	43	11	0	78
	Wabash Valley	4	28	197	0	5	2	16	0	252
513	Illinois Valley	18	102	161	2	0	91	54	15	443
525	Joliet	0	239	226	178	26	396	144	0	1,209
520	Kankakee	11	118	267	13	43	0	22	0	474
501	Kaskaskia	14	48	117	6	2	7	67	3	264
523	Kishwaukee	0	120	105	3	6	61	92	116	503
532	Lake County	0	389	989	13	4	132	77	376	1,980
517	Lake Land	0	256	115	0	106	148	95	0	720
536	Lewis & Clark	4	145	176	8	42	101	129	11	616
526	Lincoln Land	0	335	51	29	33	0	0	0	448
530	Logan	0	84	68	0	17	166	192	0	527
528	McHenry	11	456	294	0	0	0	0	0	761
541	Metropolitan	0	0	0	0	0	349	0	0	349
524	Moraine Valley	0	358	516	0	29	183	599	778	2,463
527	Morton	1	147	72	5	24	247	44	1,023	1,563
535	Oakton	0	1,313	683	4	718	267	116	1	3,102
505	Parkland	115	609	578	0	29	0	0	1	1,332
515	Prairie State	2	330	123	90	0	220	99	0	864
521	Rend Lake	0	810	481	0	434	2	33	0	1,760
537	Richland	1	104	92	3	0	8	3	0	211
511	Rock Valley	0	270	298	0	212	0	0	0	780
518	Sandburg	1	58	57	0	56	29	118	9	328
506	Sauk Valley	0	297	47	0	317	11	3	0	675
531	Shawnee*	22	225	118	48	46	79	38	0	576
510	South Suburban	0	140	180	1	95	382	362	282	1,442
533	Southeastern	1	110	155	58	138	61	58	0	581
534	Spoon River	19	96	69	0	16	75	41	1	317
504	Triton	29	254	373	0	1,321	204	359	1,658	4,198
516	Waubonsee	48	1,049	1,303	375	73	1,084	215	0	4,147
539	Wood	0	179	101	1	0	43	116	4	444
TOTALS		3,647	21,701	16,679	5,978	6,660	15,833	6,635	26,723	103,856

*Estimated

SOURCE OF DATA: Fall Enrollment (E1 Records) - reflects enrollments as of the fall term census date (end of registration). Will not reflect enrollments in courses that have a starting date later than the census date - particularly those in adult education.

Illinois Community College Board
Table I-10
SUMMARY OF OPENING FALL TERM STUDENT HEADCOUNT ENROLLMENT
FALL 1988 THROUGH FALL 1997

Dist No	District/College	Fall 1988	Fall 1989	Fall 1990	Fall 1991	Fall 1992	Fall 1993	Fall 1994	Fall 1995	Fall 1996	Fall 1997
522	Belleville	12511	12769	14180	14984	15440	14624	14314	13923	13298	13144
503	Black Hawk	(6071)	(5998)	(6579)	7206 *	7503	6721	6943	6354	6390	6532
	East	754	744	768	---	---	---	---	---	---	---
	Quad	5317	5254	5811	---	---	---	---	---	---	---
508	Chicago	(74935)	(77013)	(78892)	(79507)	(77233)	(73904)	(71598)	(68233)	(69,189)	(70,717)
	City-Wide	12998	11331	9604	6961	5411	---	---	---	---	---
	Daley	7409	7590	8338	8581	8439	8072	8992	8835	9445	10067
	Kennedy-King	8651	8601	9508	10134	9166	8571	6042	7071	6644	7111
	Malcolm-X	9855	9537	9602	10277	13409	11805	11077	9637	9172	9348
	Olive-Harvey	8081	8314	8763	8188	8180	6655	6102	6110	6887	7375
	Truman	12977	15137	16467	16557	14551	15566	15675	14883	15644	16009
	Washington	7920	8157	8313	8496	7839	11235	12028	9741	9104	8531
	Wilbur-Wright	7044	8346	8297	10313	10238	12000	11682	11956	12293	12276
507	Danville	2932	3260	3534	3720	3340	3182	2857	2716	2662	2633
502	DuPage	26494	28037	29187	30897	31625	31132	30237	29888	29698	28989
509	Elgin	5780	6448	7066	7424	9035	9126	9175	8589	9104	9181
512	Harper	16121	16685	16509	17562	17610	16212	15560	15106	15041	15690
540	Heartland	---	---	---	---	1959	2349	2779	3072	3343	3534
519	Highland	2878	2983	3258	3021	3181	2614	2678	2662	2536	2603
514	Illinois Central	12025	12465	12724	13899 **	13056	12297	11696	11839	11520	11724
529	Illinois Eastern	(6571)	(8587)	(8556)	(7891)	(7104)	(6780)	(6818)	(6540)	(6,107)	(7,334)
	Frontier	2448	2535	2387	2183	1907	1890	2093	1904	2302	1893
	Lincoln Trail	940	950	954	1040	1085	1152	1114	1127	1216	1339
	Olney Central	1500	1744	1606	1733	1550	1481	1536	1486	1128	1427
	Wabash Valley	1683	3358	3609	2935	2562	2257	2075	2023	1461	2675
513	Illinois Valley	3850	4131	4207	4397	4274	4174	3971	3947	3902	3919
525	Joliet	9454	9567	9645	10043	10427	10336	10369	10248	10414	10647
520	Kankakee	3473	3456	3789	4043	4025	3888	3853	3924	3818	3696
501	Kaskaskia	2806	3269	3269	3581	3322	3379	3247	2916	2996	2687
523	Kishwaukee	3113	2960	3035	3340	3270	3243	3244	3268	3054	3146
532	Lake County	11587	12757	13526	14013	14389	14162	13755	13510	13453	13577
517	Lake Land	3952	4317	4437	4835	4543	4763	4831	4734	4710	5182
536	Lewis & Clark	5012	5450	5886	5763	5853	5441	5534	5303	5408	5421
526	Lincoln Land	7848	7802	7717	8363	8708	7943	8220	8609	7930	7958
530	Logan	5183	5307	5216	5730	5542	5440	5469	5432	5677	6159
528	Mc Henry	3487	3684	3768	4368	4671	4797	4841	4933	4808	5071
541	Metropolitan***	1184	1041	1236	1119	1268	1255	982	886	838	1095
524	Moraine Valley	12914	13590	13601	13938	14074	13826	13273	12813	13234	13347
527	Morton	3625	3934	4195	4529	4349	4214	3977	3760	4283	4222
535	Oakton	11596	12290	12395	13473	13349	12796	11634	12074	11573	11103
505	Parkland	7911	8483	8570	9758 **	9343	8869	8463	8403	8074	7848
515	Prairie State	4837	4758	5127	5657	5785	5368	5305	5191	5559	5471
521	Rend Lake	3148	3293	3766	3229	2966	3092	3551	3438	4287	4213
537	Richland	3743	3889	3801	3850	4110	3950	3801	3384	3388	3244
511	Rock Valley	7703	7957	8730	9066	8618	9113	8905	8228	8027	8188
518	Carl Sandburg	2826	2598	2639	2663	2569	2591	2541	2765	2689	2635
506	Sauk Valley	2769	2724	3109	3136	2912	2790	2646	2724	2706	2627
531	Shawnee	1433	1376	1575	1818	1943	2021	2182	2119	2024	1961
510	South Suburban	8263	8685	8581	10605	9369	9107	8997	7648	7323	8458
533	Southeastern	2756	2896	3032	3292	2802	2925	2648	2643	2793	2807
534	Spoon River	1723	1746	1970	2061	2189	2077	1860	1950	1922	1785
504	Triton	17691	16625	16759	16767	16804	15308	15485	15362	17576	16799
516	Waubonsee	5376	5898	6089	6415	6750	6768	6797	6552	6787	7000
539	John Wood	2695	3005	2743	2512	2293	2140	1943	2030	2010	2209
	TOTALS	328276	341733	352898	368475	367603	354717	346979	337716	340151	344556

*Effective in fiscal year 1992, Black Hawk College was restructured as a single college district with two campuses.

**Includes enrollments from Heartland Community College.

***Formerly State Community College

NOTE: Fall 1989 increases at Illinois Eastern are attributable in part to a change in the start-up date of the coal mining technology program at Wabash Valley.

SOURCE OF DATA: Fall Enrollment (EI Records) - reflects enrollment as of the fall term census date (end of registration). Will not reflect enrollments in courses that have a starting date later than the census date - particularly those in adult education.

Illinois Community College Board
Table I-11
SUMMARY OF OPENING FALL TERM STUDENT FTE ENROLLMENT
FALL 1988 THROUGH FALL 1997

Dist No	District/College	1988 FTE	1989 FTE	1990 FTE	1991 FTE	1992 FTE	1993 FTE	1994 FTE	1995 FTE	1996 FTE	1997 FTE
522	Belleville	5780	5992	6548	6997	7375	7130	6947	6818	6641	6596
503	Black Hawk	(3566)	(3525)	(3812)	4067 *	4320	4134	4209	3906	4013	3983
	East Quad	560	543	554	---	---	---	---	---	---	---
	Quad	3006	2982	3258	---	---	---	---	---	---	---
508	Chicago	(41926)	(43520)	(45366)	(46469)	(44535)	(41819)	(39058)	(37655)	(38955)	(42632)
	City-Wide	4894	4929	3993	2727	2036	---	---	---	---	---
	Daley	3573	3752	4191	4553	4332	4086	4383	4221	4431	6105
	Kennedy-King	6008	5628	6506	7024	6342	5413	3785	4354	4071	4693
	Malcolm-X	7661	7133	7328	8033	8796	7962	6441	6167	6138	7078
	Olive-Harvey	5402	5496	5825	5225	5280	4381	4076	4080	4542	4903
	Truman	7209	8615	9433	9551	8460	9288	9053	8389	8882	9058
	Washington	3721	3763	3820	4067	3919	5243	5451	4385	4003	4006
	Wilbur-Wright	3458	4204	4270	5289	5370	5446	5869	6059	6887	6788
507	Danville	1832	1966	2044	2164	2096	2022	1836	1762	1724	1686
502	DuPage	13584	14499	15035	15758	16251	16091	15829	15573	15480	15244
509	Elgin	2730	3042	3321	3438	4246	4320	4349	4182	4455	4534
512	Harper	7576	7768	7634	8034	8213	7997	7780	7523	7582	7970
540	Heartland	---	---	---	---	1149	1181	1403	1614	1749	1887
519	Highland	1454	1538	1568	1580	1665	1508	1433	1355	1351	1369
514	Illinois Central	5923	6135	6379	6775 **	6669	6487	6208	6141	6145	6373
529	Illinois Eastern	(2991)	(3445)	(3689)	(3854)	(3643)	(3419)	(3473)	(3278)	(3277)	(3594)
	Frontier	599	615	675	694	619	555	577	491	612	509
	Lincoln Trail	548	639	664	736	796	766	751	725	835	849
	Olney Central	949	1122	1127	1229	1174	1172	1164	1090	874	1127
	Wabash Valley	895	1069	1223	1195	1054	926	981	972	956	1109
513	Illinois Valley	2298	2422	2420	2499	2514	2439	2268	2221	2248	2197
525	Joliet	4884	4969	5079	5153	5442	5379	5468	5453	5535	5607
520	Kankakee	1716	1784	1871	2007	2025	1957	1971	1985	1932	1898
501	Kaskaskia	1752	1981	2097	2288	2216	2237	2143	1952	1953	1901
523	Kishwaukee	1628	1635	1705	1902	1857	1851	1839	1903	1826	1903
532	Lake County	4897	5407	5649	5781	5924	5847	5796	5837	5868	5987
517	Lake Land	2451	2666	2740	3055	2979	3030	2930	2970	3052	3314
536	Lewis & Clark	2498	2727	2907	2995	3033	2782	2792	2726	2836	2879
526	Lincoln Land	3633	3615	3661	3926	4099	3939	3991	4046	3981	4001
530	Logan	3016	3121	3096	3537	3642	3585	3596	3566	3654	3635
528	Mc Henry	1426	1586	1623	1916	2091	2145	2234	2326	2321	2485
541	Metropolitan***	759	642	809	712	858	821	664	564	453	715
524	Moraine Valley	6775	6979	7244	7544	7576	7371	7186	7078	7195	7470
527	Morton	1503	1691	1842	1994	1802	1810	1709	1576	1752	1836
535	Oakton	4470	5017	5269	5524	5585	5544	5293	5636	5327	5122
505	Parkland	4328	4738	4837	5568 **	5473	5287	5105	5001	4987	5002
515	Prairie State	2320	2325	2442	2698	2765	2601	2559	2525	2664	2706
521	Rend Lake	1762	1903	1908	1965	1864	1961	2013	2010	2195	2007
537	Richland	1762	1869	1889	2007	2138	2059	1881	1695	1770	1766
511	Rock Valley	3565	3736	4051	4171	4291	4320	4157	3955	3857	3997
518	Carl Sandburg	1494	1435	1433	1527	1547	1530	1460	1591	1542	1512
506	Sauk Valley	1523	1540	1726	1794	1702	1611	1496	1500	1466	1444
531	Shawnee	858	899	1051	1275	1262	1375	1346	1334	1251	1247
510	South Suburban	3447	3606	3784	4409	4234	4270	4217	3631	3615	4090
533	Southeastern	1623	1763	1843	1852	1785	1842	1751	1688	1744	1756
534	Spoon River	973	990	1108	1232	1328	1268	1143	1177	1145	1087
504	Triton	8219	8185	8222	8231	8292	7421	7324	7717	7949	8013
516	Waubensee	2194	2466	2558	2686	2860	2957	2948	2855	2923	3032
539	John Wood	1155	1310	1264	1194	1194	1161	1029	1115	1142	1239
TOTALS		166291	174437	181524	190578	192540	186508	180834	177440	179552	185715

*Effective in fiscal year 1992. Black Hawk College was restructured as a single college district with two campuses.

**Includes enrollments from Heartland Community College.

***Formerly State Community College

NOTE: Fall 1989 increases at Illinois Eastern are attributable in part to a change in the start-up date of the coal mining technology program at Wabash Valley.

SOURCE OF DATA: Fall Enrollment (E1 Records) - reflects enrollment as of the fall term census date (end of registration). Will not reflect enrollments in courses that have a starting date later than the census date - particularly those in adult education.

Section II

FACULTY AND STAFF DATA

The tables in this section present data regarding faculty and staff employed by the public community colleges of Illinois. The salary and staff data were collected in fall 1997 and reflect averages for fiscal year 1998. Employee groups exclude those persons who are employed predominantly to provide services at a correctional facility.

Descriptions of the employee groups used in this section are provided below. These categories correspond with *Fiscal Management Manual* salaries expenditures codes.

- Faculty are individuals who spend more than one-half of their workload in the activity of teaching and providing instruction to students.
- Administrative Staff are line officers of the college who manage, conduct, and administer programs, staff, and operations of the board of trustees.
- Classified Staff include clerical and custodial/maintenance staff. Clerical personnel engage in the process of keeping records and processing information upon the request and direction of college professional staff. Custodial/maintenance staff engage in housekeeping and the maintenance or repair of college facilities and equipment.
- Other (nonteaching) Professional Staff include professional/technical, academic support, and supervisory staff. Professional/technical staff have specialized skills but do not directly support the process of teaching. Academic support staff exercise professional judgement and discretion and directly support the teaching and learning process. Supervisory staff have the duty, responsibility, or authority to recommend the employment, transfer, suspension, dismissal, promotion, assignment, reward, or discipline of other staff individuals both full- and part-time.

Figure 2 shows the headcount distribution of community college employees statewide by employee group: faculty (53.27 percent), other nonteaching professionals (10.34 percent), classified (31.81 percent), and administrators (4.58 percent).

Table II-1 lists the number of instructional teaching faculty by sex and employment status employed during fall 1997. Of the 16,348 teaching faculty employed in fall 1997, 4,440 were full-time faculty.

Table II-2 shows the total number of administrative staff by sex and employment status.

Table II-3 lists the number of full-time and part-time nonteaching professional staff by sex and employment status employed in each community college. Table II-4 provides the same information for classified or civil service type staff.

The average contractual base salaries paid to full-time teaching faculty, full-time administrative staff, and full-time nonteaching professionals are shown in Table II-5.

Table II-6 identifies the average class size for on-campus lecture/discussion classes and laboratory classes. Table II-7 shows a percent distribution of on-campus classes by size for each community college.

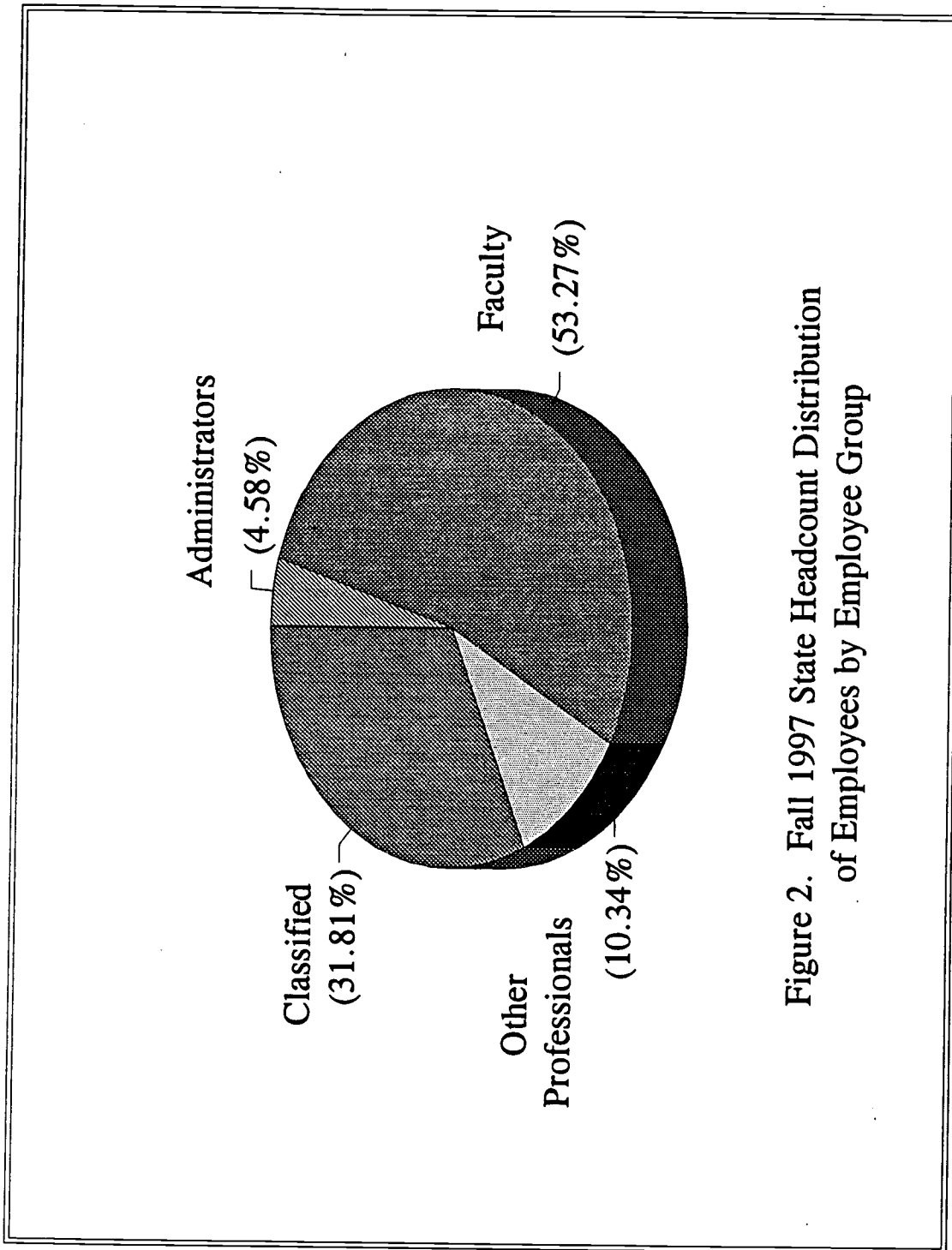


Figure 2. Fall 1997 State Headcount Distribution of Employees by Employee Group

Illinois Community College Board

Table II-1

SUMMARY OF INSTRUCTIONAL TEACHING FACULTY (9 AND 12 MOS.) EMPLOYED IN ILLINOIS PUBLIC COMMUNITY COLLEGES BY SEX AND EMPLOYMENT STATUS DURING FALL 1997

Dist. No.	District/College	Full-Time		Total	Part-Time		Total	Grand	Grand
		Male	Female	Full-Time FTE	Male	Female	Part-Time FTE	Total Headcount	Total FTE
522	Belleville	70	46	116	409	321	250	846	366
503	Black Hawk	76	68	144	90	158	99	392	243
508	Chicago	(411)	(365)	(776)	(783)	(869)	(643)	(2,428)	(1,419)
	Daley	53	37	90	134	122	95	346	185
	Kennedy-King	52	67	119	64	114	73	297	192
	Malcolm X	44	50	94	119	118	82	331	176
	Olive-Harvey	50	37	87	85	87	77	259	164
	Truman	61	68	129	130	161	134	420	263
	Washington	77	53	130	105	99	71	334	201
	Wright	74	53	127	146	168	113	441	240
507	Danville	21	28	49	33	51	28	133	77
502	DuPage	144	125	269	416	456	414	1,141	683
509	Elgin	57	53	110	124	143	200	377	310
512	Harper	87	92	179	340	380	282	899	461
540	Heartland	21	24	45	91	86	108	222	153
519	Highland	32	17	49	43	62	40	154	89
514	Illinois Central	99	64	163	211	196	48	570	211
529	Illinois Eastern	(68)	(39)	(107)	(141)	(176)	(51)	(424)	(158)
	Frontier	2	2	4	62	94	22	160	26
	Lincoln Trail	15	10	25	29	27	10	81	35
	Olney Central	19	19	38	26	26	10	90	48
	Wabash	32	8	40	24	29	9	93	49
513	Illinois Valley	37	28	65	71	57	38	193	103
525	Joliet	95	54	149	194	159	29	502	178
520	Kankakee	28	26	54	41	41	27	136	81
501	Kaskaskia	34	16	50	52	53	35	155	85
523	Kishwaukee	34	31	65	51	80	86	196	151
532	Lake County	94	60	154	301	279	145	734	299
517	Lake Land	56	41	97	67	79	42	243	139
536	Lewis & Clark	35	38	73	118	128	113	319	186
526	Lincoln Land	66	53	119	110	97	65	326	184
530	Logan	50	50	100	56	63	58	219	158
528	McHenry	40	34	74	85	94	54	253	128
541	Metropolitan	3	2	5	37	29	53	71	58
524	Moraine Valley	79	73	152	189	205	120	546	272
527	Morton	20	27	47	101	134	78	282	125
535	Oakton	59	76	135	229	172	149	536	284
505	Parkland	76	73	149	154	157	120	460	269
515	Prairie State	32	44	76	133	102	93	311	169
521	Rend Lake	30	30	60	40	59	61	159	121
537	Richland	33	24	57	83	96	57	236	114
511	Rock Valley	75	49	124	80	47	35	251	159
518	Sandburg	28	27	55	80	88	51	223	106
506	Sauk Valley	32	18	50	54	34	33	138	83
531	Shawnee	16	23	39	43	67	41	149	80
510	South Suburban	55	66	121	146	129	55	396	176
533	Southeastern	33	23	56	48	31	26	135	82
534	Spoon River	22	15	37	56	69	60	162	97
504	Triton	95	62	157	271	184	159	612	316
516	Waubonsee	33	39	72	250	363	169	685	241
539	Wood	<u>17</u>	<u>24</u>	<u>41</u>	<u>54</u>	<u>39</u>	<u>26</u>	<u>134</u>	<u>67</u>
	TOTALS	2,393	2,047	4,440	5,875	6,033	4,240	16,348	8,680

SOURCE OF DATA: Fiscal Year 1998 Salary Submission (C1 & C2)

Illinois Community College Board

Table II-2

SUMMARY OF ADMINISTRATIVE STAFF EMPLOYED IN
ILLINOIS PUBLIC COMMUNITY COLLEGES BY SEX AND EMPLOYMENT STATUS DURING FALL 1997

Dist. No.	District/College	Full-Time		Total	Part-Time		Total	Grand	Grand
		Male	Female	FTE	Male	Female	FTE	Total Headcount	Total FTE
522	Belleville	24	8	32	46	70	52	148	84
503	Black Hawk	8	3	11	0	0	0	11	11
508	Chicago*	(85)	(63)	(148)	(1)	(0)	(1)	(149)	(149)
	Daley	11	3	14	0	0	0	14	14
	Kennedy-King	6	7	13	0	0	0	13	13
	Malcolm X	9	6	15	0	0	0	15	15
	Olive-Harvey	6	8	14	0	0	0	14	14
	Truman	8	7	15	0	0	0	15	15
	Washington	8	7	15	0	0	0	15	15
	Wright	8	8	16	0	0	0	16	16
507	Danville	11	13	24	0	0	0	24	24
502	DuPage	28	19	47	0	0	0	47	47
509	Elgin	14	14	28	0	0	0	28	28
512	Harper	18	21	39	0	0	0	39	39
540	Heartland	8	4	12	0	0	0	12	12
519	Highland	16	11	27	1	1	2	29	29
514	Illinois Central	21	14	35	0	0	0	35	35
529	Illinois Eastern*	(14)	(17)	(31)	(0)	(0)	(0)	(31)	(31)
	Frontier	4	2	6	0	0	0	6	6
	Lincoln Trail	1	4	5	0	0	0	5	5
	Olney	3	3	6	0	0	0	6	6
	Wabash	2	4	6	0	0	0	6	6
513	Illinois Valley	11	8	19	0	0	0	19	19
525	Joliet	37	37	74	1	5	3	80	77
520	Kankakee	26	25	51	0	0	0	51	51
501	Kaskaskia	9	20	29	0	0	0	29	29
523	Kishwaukee	6	10	16	0	0	0	16	16
532	Lake County	26	24	50	0	1	0	51	50
517	Lake Land	12	9	21	0	0	0	21	21
536	Lewis & Clark	22	13	35	0	0	0	35	35
526	Lincoln Land	26	18	44	0	0	0	44	44
530	Logan	23	10	33	0	0	0	33	33
528	McHenry	20	19	39	0	1	1	40	40
541	Metropolitan	3	9	12	0	0	0	12	12
524	Moraine Valley	12	12	24	0	0	0	24	24
527	Morton	10	5	15	0	0	0	15	15
535	Oakton	14	13	27	0	0	0	27	27
505	Parkland	22	13	35	0	0	0	35	35
515	Prairie State	14	12	26	0	0	0	26	26
521	Rend Lake	19	6	25	0	0	0	25	25
537	Richland	9	9	18	0	0	0	18	18
511	Rock Valley	28	18	46	0	0	0	46	46
518	Sandburg	8	11	19	0	0	0	19	19
506	Sauk Valley	14	4	18	1	2	2	21	20
531	Shawnee	9	5	14	0	0	0	14	14
510	South Suburban	18	10	28	0	0	0	28	28
533	Southeastern	16	11	27	0	0	0	27	27
534	Spoon River	6	9	15	0	0	0	15	15
504	Triton	10	19	29	0	0	0	29	29
516	Waubonsee	12	12	24	0	0	0	24	24
539	Wood	14	14	28	0	0	0	28	28
	TOTALS	703	572	1,275	50	80	59	1,405	1,334

*District Totals include central administration staff.

SOURCE OF DATA: Fiscal Year 1998 Salary Submission (C1 & C2)

Illinois Community College Board

Table II-3

SUMMARY OF OTHER NONTEACHING PROFESSIONAL* STAFF (9 AND 12 MONTH) EMPLOYED IN ILLINOIS PUBLIC COMMUNITY COLLEGES BY SEX AND EMPLOYMENT STATUS DURING FALL 1997

Dist. No.	District/College	Total		Part-Time Male	Part-Time Female	Total Part-Time FTE	Grand Total Headcount	Grand Total FTE
		Full-Time Male	Full-Time Female					
522	Belleville	20	46	14	19	9	99	75
503	Black Hawk	51	82	7	21	13	161	146
508	Chicago**	(118)	(200)	(40)	(39)	(54)	(397)	(372)
	Daley	11	24	6	11	11	52	46
	Kennedy-King	20	35	9	6	12	70	67
	Malcolm X	13	22	9	7	10	51	45
	Olive-Harvey	10	23	5	2	2	40	35
	Truman	16	25	8	7	11	56	52
	Washington	9	22	0	0	0	31	31
	Wright	6	7	2	6	7	21	20
507	Danville	15	29	0	0	0	44	44
502	DuPage	72	101	0	0	0	173	173
509	Elgin	34	39	15	26	21	114	94
512	Harper	60	82	7	21	23	170	165
540	Heartland	7	14	4	6	6	31	27
519	Highland	11	13	0	4	2	28	26
514	Illinois Central	40	64	36	22	11	162	115
529	Illinois Eastern**	(23)	(27)	0	(0)	(0)	(50)	(50)
	Frontier	4	4	0	0	0	8	8
	Lincoln Trail	3	4	0	0	0	7	7
	Olney	3	7	0	0	0	10	10
	Wabash	4	5	0	0	0	9	9
513	Illinois Valley	13	13	0	0	0	26	26
525	Joliet	20	16	28	55	15	119	51
520	Kankakee	11	30	2	6	4	49	45
501	Kaskaskia	2	3	3	3	1	11	6
523	Kishwaukee	16	42	2	4	3	64	61
532	Lake County	40	58	2	1	3	101	101
517	Lake Land	22	38	0	0	0	60	60
536	Lewis & Clark	19	35	0	0	0	54	54
526	Lincoln Land	17	48	1	16	8	82	73
530	Logan	29	50	2	4	3	85	82
528	McHenry	20	31	2	12	9	65	60
541	Metropolitan	9	13	1	1	2	24	24
524	Moraine Valley	33	85	0	0	0	118	118
527	Morton	18	17	0	0	0	35	35
535	Oakton	32	84	0	4	1	120	117
505	Parkland	35	59	31	56	28	181	122
515	Prairie State	11	24	0	0	0	35	35
521	Rend Lake	11	31	0	0	0	42	42
537	Richland	9	21	5	5	6	40	36
511	Rock Valley	18	15	0	5	4	38	37
518	Sandburg	18	29	0	2	1	49	48
506	Sauk Valley	8	14	5	8	7	35	29
531	Shawnee	7	17	0	0	0	24	24
510	South Suburban	21	28	0	0	0	49	49
533	Southeastern	6	15	0	0	0	21	21
534	Spoon River	6	16	2	11	8	35	30
504	Triton	37	43	0	0	0	80	80
516	Waubensee	15	31	3	14	8	63	54
539	Wood	<u>13</u>	<u>14</u>	<u>0</u>	<u>11</u>	<u>7</u>	<u>38</u>	<u>34</u>
TOTALS		967	1,617	212	376	254	3,172	2,838

*Other nonteaching professional staff include professional/technical, academic support, and supervisory staff.

**District Totals include central administration staff.

SOURCE OF DATA: Fiscal Year 1998 Salary Submission (C1 & C2)

Illinois Community College Board

Table II-4

SUMMARY OF CIVIL SERVICE OR CLASSIFIED STAFF EMPLOYED IN
ILLINOIS PUBLIC COMMUNITY COLLEGES BY SEX AND EMPLOYMENT STATUS DURING FALL 1997

Dist. No.	District/College	Full-Time		Total	Part-Time		Total	Grand	Grand
		Male	Female	FTE	Male	Female	FTE	Total Headcount	Total FTE
522	Belleville	39	95	134	91	137	131	362	265
503	Black Hawk	28	80	108	78	191	128	377	236
508	Chicago*	(89)	(483)	(572)	(984)	(1,012)	(1,296)	(2,568)	(1,868)
	Daley	6	61	67	114	98	159	279	226
	Kennedy-King	5	65	70	168	152	222	390	292
	Malcolm X	12	45	57	116	128	174	301	231
	Olive-Harvey	6	52	58	156	197	194	411	252
	Truman	14	64	78	127	71	130	276	208
	Washington	13	67	80	93	171	137	344	217
	Wright	20	73	93	166	148	221	407	314
507	Danville	20	48	68	2	14	0	84	68
502	DuPage	77	114	191	156	473	275	820	466
509	Elgin	24	90	114	43	72	58	229	172
512	Harper	91	145	236	16	85	72	337	308
540	Heartland	2	15	17	0	8	4	25	21
519	Highland	21	32	53	1	13	6	67	59
514	Illinois Central	42	111	153	90	298	104	541	257
529	Illinois Eastern*	(22)	(86)	(108)	(28)	(57)	(43)	(193)	(151)
	Frontier	4	10	14	5	7	5	26	19
	Lincoln Trail	7	9	16	4	13	8	33	24
	Olney	7	20	27	9	17	13	53	40
	Wabash	3	14	17	7	14	12	38	29
513	Illinois Valley	0	0	0	3	11	12	14	12
525	Joliet	35	59	94	34	109	64	237	158
520	Kankakee	13	51	64	2	12	7	78	71
501	Kaskaskia	8	24	32	19	34	35	85	67
523	Kishwaukee	14	39	53	1	11	6	65	59
532	Lake County	66	111	177	5	56	31	238	208
517	Lake Land	15	45	60	30	133	80	223	140
536	Lewis & Clark	13	44	57	22	35	16	114	73
526	Lincoln Land	40	87	127	0	13	7	140	134
530	Logan	22	73	95	7	12	10	114	105
528	McHenry	20	37	57	12	68	50	137	107
541	Metropolitan	6	15	21	21	17	29	59	50
524	Moraine Valley	34	107	141	10	51	35	202	176
527	Morton	16	25	41	42	51	50	134	91
535	Oakton	53	49	102	44	77	57	223	159
505	Parkland	29	59	88	1	15	7	104	95
515	Prairie State	19	61	80	0	12	6	92	86
521	Rend Lake	18	30	48	27	27	24	102	72
537	Richland	9	50	59	4	18	12	81	71
511	Rock Valley	42	95	137	1	15	12	153	149
518	Sandburg	16	35	51	0	5	3	56	54
506	Sauk Valley	15	27	42	4	10	10	56	52
531	Shawnee	10	27	37	5	12	5	54	42
510	South Suburban	22	81	103	2	4	5	109	108
533	Southeastern	12	25	37	0	0	0	37	37
534	Spoon River	7	23	30	6	27	20	63	50
504	Triton	93	150	243	134	248	235	625	478
516	Waubonsee	12	58	70	178	259	134	507	204
539	Wood	4	30	34	3	20	12	57	46
TOTALS		1,118	2,816	3,934	2,106	3,722	3,090	9,762	7,024

*District Totals include central administration staff.

SOURCE OF DATA: Fiscal Year 1998 Salary Submission (C1 & C2) 36

Illinois Community College Board

Table II-5

FISCAL YEAR 1998 AVERAGE CONTRACTUAL BASE SALARIES FOR FULL-TIME TEACHING
 FACULTY (9 MOS), ADMINISTRATIVE STAFF (12 MOS) AND NONTEACHING PROFESSIONAL STAFF (12 MOS)
 IN ILLINOIS PUBLIC COMMUNITY COLLEGES

Dist. No.	District	Average Salary	12-Month	12-Month Other
		9-Month Faculty	Administrative	Professional*
522	Belleville	\$51,416	\$63,733	\$37,365
503	Black Hawk	47,745	77,748	36,419
508	Chicago	58,632	68,171	38,991
507	Danville	37,004	51,430	28,165
502	DuPage	59,756	82,819	42,236
509	Elgin	62,293	61,945	41,453
512	Harper	58,844	75,274	44,408
540	Heartland	38,624	66,350	32,287
519	Highland	46,527	48,217	26,307
514	Illinois Central	43,240	60,184	33,003
529	Illinois Eastern	37,710	51,690	32,765
513	Illinois Valley	41,866	54,021	30,877
525	Joliet	53,878	48,889	31,818
520	Kankakee	46,654	46,755	26,951
501	Kaskaskia	43,018	41,161	33,171
523	Kishwaukee	39,765	63,486	29,935
532	Lake County	68,830	66,356	40,090
517	Lake Land	38,166	58,223	28,210
536	Lewis & Clark	46,150	49,668	27,435
526	Lincoln Land	52,012	56,524	32,754
530	Logan	44,737	56,692	30,264
528	McHenry	48,863	57,096	30,155
541	Metropolitan	37,041	52,731	30,441
524	Moraine Valley	50,646	69,470	33,037
527	Morton	53,026	69,428	31,164
535	Oakton	64,361	81,387	39,029
505	Parkland	50,121	64,175	32,210
515	Prairie State	47,797	54,062	34,683
521	Rend Lake	42,110	52,875	28,726
537	Richland	41,087	62,177	31,322
511	Rock Valley	47,971	53,201	41,918
518	Sandburg	42,301	51,790	26,502
506	Sauk Valley	38,970	58,010	34,279
531	Shawnee	39,538	50,077	28,341
510	South Suburban	51,657	66,665	30,092
533	Southeastern	39,398	43,224	29,003
534	Spoon River	38,388	49,654	29,060
504	Triton	58,201	63,885	44,040
516	Waubonsee	47,191	64,335	34,798
539	Wood	<u>30,012</u>	<u>45,635</u>	<u>29,188</u>
AVERAGES		\$51,812	\$59,569	\$35,414

*Nonteaching professional staff includes professional/technical, academic support, and supervisory staff who are n administrators.

SOURCE OF DATA: Fiscal Year 1998 Salary Submission (C1)

Illinois Community College Board
Table II-6
AVERAGE ON-CAMPUS CLASS BY TYPE*
FALL 1997

<u>Dist. No.</u>	<u>District/College</u>	<u>Lecture/ Discussion</u>	<u>Laboratory</u>	<u>Average Class Size**</u>
522	Belleville	DNA	DNA	DNA
503	Black Hawk	DNA	DNA	DNA
508	Chicago			
	Daley	DNA	DNA	DNA
	Kennedy-King	DNA	DNA	DNA
	Malcolm X	DNA	DNA	DNA
	Olive-Harvey	DNA	DNA	DNA
	Truman	DNA	DNA	DNA
	Washington	DNA	DNA	DNA
	Wright	DNA	DNA	DNA
507	Danville	16.1	5.9	15.7
502	DuPage	19.1	17.5	18.9
509	Elgin	19.1	13.8	17.1
512	Harper	21.0	17.1	20.8
540	Heartland	DNA	DNA	DNA
519	Highland	15.4	13.8	15.2
514	Illinois Central	22.0	13.9	18.6
529	Illinois Eastern			
	Frontier	13.5	10.1	13.0
	Lincoln Trail	14.6	10.6	13.2
	Olney Central	16.6	12.1	15.0
	Wabash Valley	16.7	15.4	16.3
513	Illinois Valley	19.4	25.8	19.5
525	Joliet	17.5	DNA	17.5
520	Kankakee	19.2	16.0	17.9
501	Kaskaskia	17.9	11.2	16.6
523	Kishwaukee	18.2	11.8	15.3
532	Lake County	19.8	15.8	19.1
517	Lake Land	22.1	17.4	20.6
536	Lewis & Clark	19.0	13.6	16.9
526	Lincoln Land	19.9	17.4	18.9
530	Logan	19.2	13.9	17.6
528	McHenry	22.0	15.6	20.1
541	Metropolitan	12.5	DNA	12.5
524	Moraine Valley	23.1	17.8	20.8
527	Morton	20.1	15.3	18.7
535	Oakton	16.8	13.2	15.9
505	Parkland	17.0	16.8	17.0
515	Prairie State	18.5	15.8	17.3
521	Rend Lake	18.6	DNA	18.6
537	Richland	13.6	3.0	13.6
511	Rock Valley	23.1	17.1	20.6
518	Sandburg	DNA	DNA	DNA
506	Sauk Valley	18.8	11.6	15.7
531	Shawnee	14.6	11.6	13.8
510	South Suburban	19.3	18.6	19.1
533	Southeastern	13.5	13.5	13.5
534	Spoon River	DNA	DNA	DNA
504	Triton	19.7	13.9	18.6
516	Waubensee	18.4	12.4	16.2
539	Wood	<u>DNA</u>	<u>DNA</u>	<u>DNA</u>
	TOTALS	18.9	14.9	18.0

*Adult Basic Education, Adult Secondary Education, and English as a Second Language classes are excluded.

**Averages computed on enrollment in all instructional types, excluding Adult Basic Education, Adult Secondary Education, English as a Second Language, independent study and classes with only one student.

DNA = Data Not Available

SOURCE OF DATA: S3 and S6 Record Submissions

Illinois Community College Board
Table II-7
PERCENTAGE OF ON-CAMPUS CLASSES* BY CLASS SIZE CATEGORIES
FALL 1997

Dist. No.	District/College	Class Size Categories							Total Classes
		2-5	6-10	11-20	21-35	36-50	51-100	Over 100	
522	Belleville	DNA	DNA	DNA	DNA	DNA	DNA	DNA	DNA
503	Black Hawk	DNA	DNA	DNA	DNA	DNA	DNA	DNA	DNA
508	Chicago								
	Daley	DNA	DNA	DNA	DNA	DNA	DNA	DNA	DNA
	Kennedy-King	DNA	DNA	DNA	DNA	DNA	DNA	DNA	DNA
	Malcolm X	DNA	DNA	DNA	DNA	DNA	DNA	DNA	DNA
	Olive-Harvey	DNA	DNA	DNA	DNA	DNA	DNA	DNA	DNA
	Truman	DNA	DNA	DNA	DNA	DNA	DNA	DNA	DNA
	Washington	DNA	DNA	DNA	DNA	DNA	DNA	DNA	DNA
	Wright	DNA	DNA	DNA	DNA	DNA	DNA	DNA	DNA
507	Danville	12	16	45	26	1	0	0	463
502	DuPage	12	10	37	38	3	1	0	2,621
509	Elgin	9	16	45	29	0	1	0	1,237
512	Harper	2	6	46	43	2	1	0	1,620
540	Heartland	DNA	DNA	DNA	DNA	DNA	DNA	DNA	DNA
519	Highland	15	23	38	20	4	0	0	501
514	Illinois Central	9	14	37	33	7	0	0	1,318
529	Illinois Eastern								
	Frontier	5	40	47	5	1	1	0	91
	Lincoln Trail	23	21	41	13	2	1	0	287
	Olney Central	15	20	36	25	3	0	0	281
	Wabash Valley	7	21	43	27	1	0	0	240
513	Illinois Valley	12	17	31	32	4	3	1	494
525	Joliet	6	20	43	31	0	0	0	1,249
520	Kankakee	2	23	43	25	6	0	0	655
501	Kaskaskia	17	20	29	29	4	0	0	526
523	Kishwaukee	8	25	43	23	2	0	0	648
532	Lake County	2	14	43	41	0	0	0	1,255
517	Lake Land	3	7	37	50	2	0	0	587
536	Lewis & Clark	7	19	43	29	1	1	0	805
526	Lincoln Land	6	13	35	43	2	0	0	866
530	Logan	7	17	45	30	1	0	0	1,015
528	McHenry	8	12	33	42	5	0	0	521
541	Metropolitan	19	34	27	19	1	0	0	196
524	Moraine Valley	4	10	30	55	1	0	0	1,599
527	Morton	8	20	29	39	3	0	0	496
535	Oakton	7	17	53	22	0	0	0	1,670
505	Parkland	6	19	48	26	1	0	0	1,493
515	Prairie State	7	19	40	32	2	0	0	813
521	Rend Lake	6	16	44	28	6	0	0	1,368
537	Richland	14	27	41	17	0	0	0	515
511	Rock Valley	4	10	37	40	8	0	0	979
518	Sandburg	DNA	DNA	DNA	DNA	DNA	DNA	DNA	DNA
506	Sauk Valley	16	22	35	22	4	1	0	502
531	Shawnee	19	34	32	10	4	1	0	384
510	South Suburban	9	13	27	43	7	0	0	1,065
533	Southeastern	17	27	39	15	2	0	0	271
534	Spoon River	DNA	DNA	DNA	DNA	DNA	DNA	DNA	DNA
504	Triton	8	17	41	29	3	2	0	2,175
516	Waubensee	11	22	38	27	2	0	0	799
539	Wood	DNA	DNA	DNA	DNA	DNA	DNA	DNA	DNA
	AVERAGES/TOT	8	16	40	33	3	0	0	31,605

* All instructional type classes are reported, excluding ABE, ASE, ESL, independent study, and classes with only one student.

DNA = Data Not Available

SOURCE OF DATA: S3 and S6 Record Submissions

Section III

ANNUAL ENROLLMENT AND COMPLETION DATA

Section III includes data on annual enrollment and completions in fiscal year 1997 among Illinois public community colleges.

Table III-1 shows the annual unduplicated headcount enrollment by sex in Illinois public community colleges for fiscal year 1997.

Table III-2 shows the annual unduplicated headcount enrollment by program classification in Illinois public community colleges for fiscal year 1997.

Table III-3 contains more detailed data on fiscal year 1997 annual unduplicated enrollment through the use of the national program classification structure/classification of instructional program (PCS/CIP) coding system.

Table III-4 shows the fiscal year 1997 annual unduplicated enrollment by age category.

Table III-5 summarizes the fiscal year 1997 annual unduplicated enrollment by ethnic origin.

Table III-6 summarizes the highest degree previously earned for fiscal year 1997 Illinois public community college students.

Figure 3 shows the fiscal year 1997 annual duplicated completers in the following categories; transfer degrees (39.19 percent), occupational certificates (30.83 percent), occupational degrees (27.51 percent), general associate degrees (2.20 percent), and vocational skills and general studies certificates comprise the "other" category (0.26 percent).

Table III-7 lists the number of associate degrees awarded in transfer and general studies curricula and the number of general studies certificates awarded by each community college in fiscal year 1997.

Table III-8 shows the number of associate degrees and certificates awarded in occupational curricula and the number of vocational skills certificates awarded by each community college in fiscal year 1997.

Table III-9 contains more detailed data on collegiate-level fiscal year 1997 annual completers through the use of the national program classification structure/classification of instructional program (PCS/CIP) coding system.

Table III-10 shows the number of high school completions awarded by each community college in fiscal year 1997.

Table III-11 provides a summary of adult basic education and English as a Second Language completions by each community college during fiscal year 1997.

Illinois Community College Board
Table III-1
SUMMARY OF ANNUAL UNDUPLICATED HEADCOUNT ENROLLMENT BY SEX
FOR FISCAL YEAR 1997

<u>Dist No.</u>	<u>District/College</u>	<u>Male</u>	<u>Female</u>	<u>Total</u>
522	Belleville	9,672	12,112	21,784
503	Black Hawk	6,129	8,292	14,421
508	Chicago	(66,828)	(84,428)	(151,256)
	Daley	7,197	10,138	17,335
	Kennedy-King	4,931	10,543	15,474
	Malcolm X	13,027	12,178	25,205
	Olive-Harvey	5,798	9,164	14,962
	Truman	17,276	18,448	35,724
	Washington	8,850	10,073	18,923
	Wilbur Wright	9,749	13,884	23,633
507	Danville	1,692	2,720	4,412
502	DuPage	22,788	30,400	53,188
509	Elgin	7,139	8,905	16,044
512	Harper	11,481	15,063	26,544
540	Heartland	2,317	3,433	5,750
519	Highland	2,810	4,669	7,479
514	Illinois Central	8,423	10,788	19,211
529	Illinois Eastern	(17,512)	(9,215)	(26,727)
	Frontier	2,958	4,402	7,360
	Lincoln Trail	1,060	955	2,015
	Olney Central	738	1,293	2,031
	Wabash	12,756	2,565	15,321
513	Illinois Valley	2,822	3,847	6,669
525	Joliet	7,282	9,541	16,823
520	Kankakee	3,840	5,812	9,652
501	Kaskaskia	2,259	3,125	5,384
523	Kishwaukee	2,444	2,804	5,248
532	Lake County	10,425	13,378	23,803
517	Lake Land	4,802	4,545	9,347
536	Lewis & Clark	3,600	5,831	9,431
526	Lincoln Land	9,003	11,538	20,541
530	Logan	4,370	5,446	9,816
528	McHenry	4,213	5,630	9,843
541	Metropolitan	544	820	1,364
524	Moraine Valley	9,281	13,067	22,348
527	Morton	2,937	3,883	6,820
535	Oakton	10,610	14,988	25,598
505	Parkland	6,146	7,938	14,084
515	Prairie State	4,709	6,582	11,291
521	Rend Lake	5,983	3,352	9,335
537	Richland	2,238	3,549	5,787
511	Rock Valley	6,035	7,881	13,916
518	Sandburg	2,554	3,428	5,982
506	Sauk Valley	1,946	2,771	4,717
531	Shawnee	1,425	2,426	3,851
510	South Suburban	5,985	9,296	15,281
533	Southeastern	3,748	2,516	6,264
534	Spoon River	1,665	2,404	4,069
504	Triton	16,879	20,232	37,111
516	Waubonsee	5,440	6,769	12,209
539	Wood	<u>1,453</u>	<u>2,461</u>	<u>3,914</u>
	TOTALS	301,429	375,885	677,314

SOURCE OF DATA: A1 Record Submission

Illinois Community College Board
Table III-2
SUMMARY OF ANNUAL UNDUPLICATED HEADCOUNT ENROLLMENT
BY PROGRAM CLASSIFICATION
FOR FISCAL YEAR 1997

Dist. No.	District/College	Bacc/ Transfer	Vocational	Occupational	ABE	ASE	ESL	General Studies	General Associates	Total
522	Belleville	10,578	119	8,817	1,942	328	0	0	0	21,784
503	Black Hawk	5,417	1,849	3,734	2,060	1,036	0	294	31	14,421
508	Chicago	(26,088)	(3,401)	(14,732)	(27,406)	(5,994)	(47,660)	(11,983)	(13,992)	(151,256)
	Daley	5,273	139	2,142	1,246	195	7,284	953	103	17,335
	Kennedy-King	1,868	85	3,873	4,693	1,189	2,128	1,520	118	15,474
	Malcolm X	3,484	103	1,361	11,123	1,769	5,857	1,321	187	25,205
	Olive-Harvey	3,070	506	1,068	3,887	1,366	2,229	1,582	1,254	14,962
	Truman	2,303	274	1,651	2,814	314	22,668	1,567	4,133	35,724
	Washington	8,581	352	3,983	173	114	133	3,924	1,663	18,923
	Wilbur Wright	1,509	1,942	654	3,470	1,047	7,361	1,116	6,534	23,633
507	Danville	1,969	283	1,734	270	156	0	0	0	4,412
502	DuPage	17,184	6,292	10,470	1,060	927	3,845	13,141	269	53,188
509	Elgin	6,310	1,969	4,862	2,487	220	0	0	196	16,044
512	Harper	14,903	107	7,237	3,814	3	0	480	0	26,544
540	Heartland	3,997	686	921	64	82	0	0	0	5,750
519	Highland	1,776	3,284	979	343	288	71	683	55	7,479
514	Illinois Central	7,727	29	7,884	388	3	0	423	2,757	19,211
529	Illinois Eastern	(4,871)	(5,223)	(15,748)	(334)	(204)	(0)	(11)	(336)	(26,727)
	Frontier	1,567	4,619	828	176	104	0	2	64	7,360
	Lincoln Trail	1,118	65	614	85	42	0	0	91	2,015
	Olney Central	1,003	73	785	67	29	0	1	73	2,031
	Wabash	1,183	466	13,521	6	29	0	8	108	15,321
513	Illinois Valley	2,259	0	2,897	497	270	0	190	556	6,669
525	Joliet	8,886	132	5,786	1,329	315	0	271	104	16,823
520	Kankakee	1,984	1,601	3,268	896	461	260	870	312	9,652
501	Kaskaskia	1,422	75	1,892	35	278	2	458	1,222	5,384
523	Kishwaukee	2,727	9	1,408	246	323	319	216	0	5,248
532	Lake County	10,462	382	11,582	33	243	683	418	0	23,803
517	Lake Land	3,587	2,406	2,670	410	233	0	0	41	9,347
536	Lewis & Clark	3,872	585	3,922	278	332	16	186	240	9,431
526	Lincoln Land	17,379	299	2,453	0	2	0	408	0	20,541
530	Logan	4,585	720	3,901	220	390	0	0	0	9,816
528	McHenry	4,791	61	3,195	269	282	1,147	0	98	9,843
541	Metropolitan	555	242	303	214	3	0	47	0	1,364
524	Moraine Valley	10,014	1,202	8,128	416	1,172	1,416	0	0	22,348
527	Morton	2,726	228	1,082	621	58	2,005	61	39	6,820
535	Oakton	12,887	3,894	5,033	3,423	337	4	20	0	25,598
505	Parkland	7,100	439	5,157	366	381	47	0	594	14,084
515	Prairie State	4,896	571	3,742	1,057	650	0	296	79	11,291
521	Rend Lake	2,463	4,408	2,051	15	398	0	0	0	9,335
537	Richland	3,318	0	1,841	457	130	0	23	18	5,787
511	Rock Valley	5,732	3,879	4,129	101	0	0	74	1	13,916
518	Sandburg	1,996	1,870	1,572	108	395	21	10	10	5,982
506	Sauk Valley	2,357	909	1,215	51	167	0	9	9	4,717
531	Shawnee	1,266	607	1,104	64	347	0	243	220	3,851
510	South Suburban	5,077	3,334	4,661	643	703	855	8	0	15,281
533	Southeastern	1,456	974	1,727	263	468	0	1,264	112	6,264
534	Spoon River	1,861	305	829	418	322	1	0	333	4,069
504	Triton	7,586	14,925	8,967	2,262	1,439	47	0	1,885	37,111
516	Waubonsee	4,253	263	3,772	2,254	630	0	746	291	12,209
539	Wood	<u>2,229</u>	<u>17</u>	<u>1,210</u>	<u>93</u>	<u>345</u>	<u>17</u>	<u>0</u>	<u>3</u>	<u>3,914</u>
TOTALS		240,546	67,579	176,615	57,207	20,315	58,416	32,833	23,803	677,314

SOURCE OF DATA: A1 Submission

Illinois Community College Board
Table III-3
ANNUAL UNDUPLICATED ENROLLMENT BY ACADEMIC PROGRAM BY COLLEGE
FOR FISCAL YEAR 1997

Dist. No.	District/College	Associate in General Studies	Pre-Baccalaureate/Transfer Course Enrollees	Associate in Arts	Associate in Science	Associate in Arts & Science	Associate in Engineering Science	Agricultural Business & Mgmt., General 12 010101	Agricultural Mechanics, General 12 010201	Agricultural Production, General 12 010301	Animal Production 12 010302
522	Belleville	0	4855	2872	2851	0	0	3	0	0	0
503	Black Hawk	31	272	4345	800	0	0	38	0	54	19
508	Chicago	(13992)	(4322)	(15881)	(5805)	(0)	(80)	(0)	(0)	(0)	(0)
	Daley	103	455	2750	2068	0	0	0	0	0	0
	Kennedy-King	118	82	1078	705	0	3	0	0	0	0
	Malcolm X	187	170	1920	1394	0	0	0	0	0	0
	Olive-Harvey	1254	1008	1614	377	0	71	0	0	0	0
	Truman	4133	513	1191	596	0	3	0	0	0	0
	Washington	1663	1511	6530	537	0	3	0	0	0	0
	Wilbur Wright	6534	583	798	128	0	0	0	0	0	0
507	Danville	0	240	662	1067	0	0	13	1	0	0
502	DuPage	269	1390	12491	3282	0	21	0	0	0	0
509	Elgin	196	517	2885	2908	0	0	0	0	0	0
512	Harper	0	7880	5940	1083	0	0	0	0	0	0
540	Heartland	0	0	3443	554	0	0	0	0	0	0
519	Highland	55	350	497	929	0	0	6	0	6	0
514	Illinois Central	2757	2469	0	0	5117	141	29	51	0	0
529	Illinois Eastern	(336)	(3089)	(85)	(1697)	(0)	(0)	(47)	(0)	(20)	(0)
	Frontier	64	1286	9	272	0	0	0	0	0	0
	Lincoln Trail	91	536	34	548	0	0	0	0	0	0
	Olney Central	73	471	13	519	0	0	0	0	0	0
	Wabash	108	796	29	358	0	0	47	0	20	0
513	Illinois Valley	556	721	1087	438	0	13	0	0	0	0
525	Joliet	104	63	7873	950	0	0	18	0	99	0
520	Kankakee	312	747	1049	157	0	31	0	0	0	0
501	Kaskaskia	1222	294	940	188	0	0	41	0	0	0
523	Kishwaukee	0	716	923	1088	0	0	5	20	15	6
532	Lake County	0	3236	4380	2641	0	205	0	0	0	0
517	Lake Land	41	1451	857	1225	0	54	35	62	35	3
536	Lewis & Clark	240	1625	123	2115	0	9	12	0	0	0
526	Lincoln Land	0	12698	3171	1508	0	2	0	0	48	0
530	Logan	0	0	3542	1043	0	0	0	0	0	0
528	McHenry	98	2535	383	1873	0	0	0	0	0	0
541	Metropolitan	0	59	316	180	0	0	0	0	0	0
524	Moraine Valley	0	4413	4364	1237	0	0	0	0	0	0
527	Morton	39	2527	163	36	0	0	0	0	0	0
535	Oakton	0	0	11857	650	0	380	0	0	0	0
505	Parkland	594	3066	2237	1797	0	0	51	0	0	29
515	Prairie State	79	0	4382	514	0	0	0	0	0	0
521	Rend Lake	0	862	1150	451	0	0	34	35	26	0
537	Richland	18	1459	789	1049	0	21	0	0	0	0
511	Rock Valley	1	378	4189	1165	0	0	0	0	0	0
518	Sandburg	10	139	1044	813	0	0	0	0	22	0
506	Sauk Valley	9	562	355	1440	0	0	0	0	0	0
531	Shawnee	220	299	556	409	0	2	6	0	5	0
510	South Suburban	0	1819	1859	1399	0	0	0	0	0	0
533	Southeastern	112	574	532	350	0	0	0	14	0	0
534	Spoon River	333	707	843	311	0	0	0	30	20	0
504	Triton	1885	2196	2915	2475	0	0	0	0	0	0
516	Waubensee	291	2028	610	1615	0	0	0	0	0	0
539	Wood	3	368	465	1396	0	0	42	0	4	22
	TOTALS	23803	70926	112055	51489	5117	959	380	213	354	79

SOURCE OF DATA: A1 Submission



Illinois Community College Board
Table III-3
ANNUAL UNDUPLICATED ENROLLMENT BY ACADEMIC PROGRAM BY COLLEGE
FOR FISCAL YEAR 1997

Dist. No.	District/College	Crop Production Operations, & Mgmt. 12 010304	Agricultural Food Prod. Process Oper/Mgmt. 12 010401	Agricultural Services & Supplies, General 12 010501	Horsehandling & Care 12 010507	Horticulture, General 12 010601	Arboriculture 12 010602	Ornamental Horticulture 12 010603	Greenhouse Operation & Management 12 010604	Landscaping 12 010605	Nursery Operation & Management 12 010606
522	Belleville	0	0	0	0	111	0	0	0	0	0
503	Black Hawk	0	0	0	72	45	0	0	0	0	0
508	Chicago	(0)	(0)	(0)	(0)	(0)	(0)	(16)	(0)	(0)	(0)
	Daley	0	0	0	0	0	0	16	0	0	0
	Kennedy-King	0	0	0	0	0	0	0	0	0	0
	Malcolm X	0	0	0	0	0	0	0	0	0	0
	Olive-Harvey	0	0	0	0	0	0	0	0	0	0
	Truman	0	0	0	0	0	0	0	0	0	0
	Washington	0	0	0	0	0	0	0	0	0	0
	Wilbur Wright	0	0	0	0	0	0	0	0	0	0
507	Danville	0	0	0	0	0	0	21	0	49	0
502	DuPage	0	0	0	0	179	0	24	16	56	11
509	Elgin	0	0	0	0	0	0	0	0	0	0
512	Harper	0	0	0	0	31	0	5	0	5	0
540	Heartland	0	0	0	0	0	0	0	0	0	0
519	Highland	0	0	0	0	0	0	0	0	0	0
514	Illinois Central	0	0	0	0	117	0	0	0	8	0
529	Illinois Eastern	(0)	(0)	(0)	(0)	(33)	(0)	(0)	(0)	(0)	(0)
	Frontier	0	0	0	0	0	0	0	0	0	0
	Lincoln Trail	0	0	0	0	33	0	0	0	0	0
	Olney Central	0	0	0	0	0	0	0	0	0	0
	Wabash	0	0	0	0	0	0	0	0	0	0
513	Illinois Valley	0	0	3	0	0	0	0	0	0	0
525	Joliet	0	0	0	0	203	0	5	2	5	4
520	Kankakee	0	0	0	0	0	0	0	0	0	0
501	Kaskaskia	0	0	0	0	17	0	0	0	0	0
523	Kishwaukee	0	0	0	0	17	0	21	8	38	2
532	Lake County	0	0	0	0	0	9	51	0	96	0
517	Lake Land	4	0	0	0	12	0	0	0	0	0
536	Lewis & Clark	0	0	0	0	0	0	0	0	0	0
526	Lincoln Land	0	0	0	0	0	0	0	0	0	0
530	Logan	0	0	0	0	0	0	0	0	0	0
528	McHenry	0	0	0	0	58	0	21	0	21	0
541	Metropolitan	0	0	0	0	0	0	0	0	0	0
524	Moraine Valley	0	0	0	0	0	0	0	0	0	0
527	Morton	0	0	0	0	0	0	0	0	0	0
535	Oakton	0	0	0	0	0	0	0	0	0	0
505	Parkland	0	0	0	0	0	0	0	0	0	0
515	Prairie State	0	0	0	0	0	0	0	0	0	0
521	Rend Lake	0	0	0	0	34	0	0	0	0	0
537	Richland	0	1	7	0	32	0	0	0	0	0
511	Rock Valley	0	0	0	0	0	0	0	0	0	0
518	Sandburg	0	0	0	0	0	0	0	0	0	0
506	Sauk Valley	0	0	0	0	0	0	0	0	0	0
531	Shawnee	0	0	0	0	1	0	0	0	0	0
510	South Suburban	0	0	0	0	0	0	0	0	0	0
533	Southeastern	0	0	0	0	3	4	0	8	4	0
534	Spoon River	0	0	0	0	0	0	0	0	0	0
504	Triton	0	0	0	0	0	0	0	0	0	0
516	Waubonsee	0	0	0	0	0	0	0	33	51	0
539	Wood	0	0	0	0	0	0	0	0	0	0
	TOTALS	4	1	10	72	893	13	164	67	333	17

SOURCE OF DATA: A1 Submission

Illinois Community College Board
Table III-3
ANNUAL UNDUPLICATED ENROLLMENT BY ACADEMIC PROGRAM BY COLLEGE
FOR FISCAL YEAR 1997

Dist. No. District/College	Turf Management 12 010607	Parks & Grounds Management 12 010610	Agribusiness & Agricultural Production, Other 12 019999	Forestry Production & Processing, General 12 030401	Wildlife Management 12 030601	Interior Architecture 12 040501	Fashion Merchandising 12 080102	Entrepreneurship 12 080301	Financial Services Marketing, General 12 080401	Food Products Retailing & Wholesaling Oper. 12 080601
522 Belleville	0	0	15	0	0	0	0	0	0	0
503 Black Hawk	0	0	53	0	0	0	8	0	0	0
508 Chicago	(0)	(0)	(0)	(0)	(0)	(0)	(0)	(0)	(0)	(0)
Daley	0	0	0	0	0	0	0	0	0	0
Kennedy-King	0	0	0	0	0	0	0	0	0	0
Malcolm X	0	0	0	0	0	0	0	0	0	0
Olive-Harvey	0	0	0	0	0	0	0	0	0	0
Truman	0	0	0	0	0	0	0	0	0	0
Washington	0	0	0	0	0	0	0	0	0	0
Wilbur Wright	0	0	0	0	0	0	0	0	0	0
507 Danville	0	0	1	0	0	0	0	0	0	0
502 DuPage	10	0	0	0	0	0	60	0	0	2
509 Elgin	0	0	0	0	0	0	0	0	0	0
512 Harper	1	15	57	0	0	0	43	0	0	1
540 Heartland	0	0	0	0	0	0	0	0	0	0
519 Highland	0	0	0	0	0	0	0	0	0	0
514 Illinois Central	3	0	65	0	0	0	0	0	4	0
529 Illinois Eastern	(0)	(0)	(0)	(0)	(0)	(0)	(0)	(0)	(0)	(0)
Frontier	0	0	0	0	0	0	0	0	0	0
Lincoln Trail	0	0	0	0	0	0	0	0	0	0
Olney Central	0	0	0	0	0	0	0	0	0	0
Wabash	0	0	0	0	0	0	0	0	0	0
513 Illinois Valley	0	0	1	0	0	0	0	0	0	0
525 Joliet	1	0	1	0	0	0	31	0	0	0
520 Kankakee	0	0	0	0	0	0	0	0	0	0
501 Kaskaskia	0	0	2	0	0	0	1	0	0	0
523 Kishwaukee	36	0	36	0	0	0	0	0	0	0
532 Lake County	17	0	42	0	0	0	0	0	0	0
517 Lake Land	0	0	0	0	0	0	0	0	0	0
536 Lewis & Clark	12	0	30	0	0	0	0	0	0	0
526 Lincoln Land	0	0	0	0	0	0	0	0	0	0
530 Logan	0	0	0	0	0	0	21	0	0	0
528 McHenry	0	0	47	0	0	0	0	0	0	0
541 Metropolitan	0	0	0	0	0	0	0	0	0	0
524 Moraine Valley	0	0	0	0	0	0	6	0	0	0
527 Morton	0	0	0	0	0	0	0	0	0	0
535 Oakton	0	0	0	0	0	2	0	0	1	0
505 Parkland	0	0	14	0	0	0	0	0	0	0
515 Prairie State	0	0	0	0	0	0	0	0	0	0
521 Rend Lake	0	0	14	0	0	0	0	0	0	0
537 Richland	0	0	3	0	0	0	0	0	0	0
511 Rock Valley	0	0	0	0	0	0	0	0	0	0
518 Sandburg	0	0	0	0	0	0	0	0	0	0
506 Sauk Valley	0	0	0	0	0	0	0	0	0	0
531 Shawnee	0	0	0	0	8	0	0	0	0	0
510 South Suburban	0	0	0	0	0	0	20	1	0	0
533 Southeastern	0	0	0	35	41	0	0	0	0	0
534 Spoon River	0	0	31	0	0	0	0	0	0	0
504 Triton	0	0	12	0	0	0	18	0	20	0
516 Waubensee	0	0	0	0	0	0	4	0	0	0
539 Wood	0	0	0	0	0	0	0	0	0	0
TOTALS	80	15	443	35	49	2	212	1	25	3

SOURCE OF DATA: A1 Submission



Illinois Community College Board
Table III-3
ANNUAL UNDUPLICATED ENROLLMENT BY ACADEMIC PROGRAM BY COLLEGE
FOR FISCAL YEAR 1997

Dist. No.	District/College	Industrial Marketing 12 080702	Retailing 12 080705	General Marketing/Sales 12 080706	General Marketing Operations 12 080708	Distribution Operations, General 12 080709	Marketing-Recreational Services 12 080903	Insurance Marketing 12 081001	Travel Services Marketing 12 081105	Marketing & Distribution, Other 12 089999
522	Belleville	0	5	63	0	0	0	0	0	11
503	Black Hawk	0	28	0	0	0	0	0	0	0
508	Chicago	(0)	(0)	(67)	(0)	(0)	(0)	(0)	(21)	(0)
	Daley	0	0	12	0	0	0	0	0	0
	Kennedy-King	0	0	6	0	0	0	0	0	0
	Malcolm X	0	0	0	0	0	0	0	0	0
	Olive-Harvey	0	0	3	0	0	0	0	0	0
	Truman	0	0	8	0	0	0	0	0	0
	Washington	0	0	25	0	0	0	0	0	0
	Wilbur Wright	0	0	13	0	0	0	0	21	0
507	Danville	0	0	103	0	0	0	0	0	9
502	DuPage	0	0	184	0	71	0	0	506	0
509	Elgin	0	6	17	0	0	0	0	159	0
512	Harper	3	1	104	0	123	0	14	0	19
540	Heartland	0	0	0	0	0	0	0	0	0
519	Highland	0	0	5	0	0	0	0	0	0
514	Illinois Central	0	0	105	0	3	0	0	0	184
529	Illinois Eastern	(0)	(53)	(0)	(0)	(0)	(0)	(0)	(0)	(2)
	Frontier	0	1	0	0	0	0	0	0	0
	Lincoln Trail	0	0	0	0	0	0	0	0	0
	Olney Central	0	0	0	0	0	0	0	0	0
	Wabash	0	52	0	0	0	0	0	0	2
513	Illinois Valley	0	0	30	0	0	0	0	0	3
525	Joliet	0	4	86	0	0	0	0	0	1
520	Kankakee	0	0	3	0	0	0	0	0	0
501	Kaskaskia	0	2	0	0	0	0	0	0	0
523	Kishwaukee	0	2	0	0	0	0	0	0	1
532	Lake County	0	13	45	0	0	0	0	0	10
517	Lake Land	0	97	12	0	0	0	0	0	0
536	Lewis & Clark	0	0	0	0	0	0	0	0	4
526	Lincoln Land	0	0	17	0	0	0	0	0	0
530	Logan	0	5	60	0	0	0	0	106	0
528	McHenry	0	2	28	0	0	0	0	0	108
541	Metropolitan	0	0	0	0	0	0	0	0	0
524	Moraine Valley	0	40	0	0	3	19	0	166	0
527	Morton	0	0	0	0	0	0	0	0	0
535	Oakton	0	3	7	10	45	0	0	0	0
505	Parkland	0	10	43	0	0	0	0	29	21
515	Prairie State	0	0	0	0	0	0	0	0	0
521	Rend Lake	0	0	5	0	0	0	0	0	56
537	Richland	0	0	0	0	0	0	0	0	2
511	Rock Valley	0	0	55	0	0	0	0	0	0
518	Sandburg	0	0	34	0	0	0	0	0	0
506	Sauk Valley	0	0	19	0	0	0	0	0	0
531	Shawnee	0	0	0	0	0	0	0	0	0
510	South Suburban	0	0	64	0	0	0	0	0	0
533	Southeastern	0	0	0	0	0	0	0	0	0
534	Spoon River	0	0	0	0	0	0	0	0	0
504	Triton	0	8	68	0	32	0	0	0	10
516	Waubonsee	0	38	0	13	0	0	0	60	6
539	Wood	0	0	4	0	0	0	0	0	0
	TOTALS	3	317	1228	23	277	19	14	1047	447

SOURCE OF DATA: AI Submission

Illinois Community College Board
 Table III-3
 ANNUAL UNDUPLICATED ENROLLMENT BY ACADEMIC PROGRAM BY COLLEGE
 FOR FISCAL YEAR 1997

Dist. No. District/College	Advertising 12 090201	Print Journalism 12 090401	Public Relations 12 090501	Radio/Television, General 12 090701	Educational Media Technology 12 100101	Radio & Television Production 12 100104	Vocational Media Course Enrollees 12 109999	Funeral Services 12 120301	Cosmetology 12 120403	Massage 12 120405
522 Belleville	0	0	0	0	0	0	0	0	83	0
503 Black Hawk	0	0	0	0	0	15	0	0	0	0
508 Chicago	(0)	(0)	(0)	(127)	(0)	(0)	(0)	(75)	(372)	(0)
Daley	0	0	0	0	0	0	0	0	0	0
Kennedy-King	0	0	0	127	0	0	0	0	0	0
Malcolm X	0	0	0	0	0	0	0	75	0	0
Olive-Harvey	0	0	0	0	0	0	0	0	0	0
Truman	0	0	0	0	0	0	0	0	372	0
Washington	0	0	0	0	0	0	0	0	0	0
Wilbur Wright	0	0	0	0	0	0	0	0	0	0
507 Danville	0	0	0	0	0	0	0	0	0	0
502 DuPage	0	0	0	0	213	0	0	0	0	0
509 Elgin	0	0	0	0	0	0	0	0	0	0
512 Harper	0	56	0	0	0	0	0	0	0	0
540 Heartland	0	0	0	0	0	0	0	0	0	0
519 Highland	0	0	0	0	0	0	0	0	41	0
514 Illinois Central	0	0	0	0	0	0	0	0	0	0
529 Illinois Eastern	(0)	(0)	(0)	(26)	(0)	(0)	(0)	(0)	(62)	(0)
Frontier	0	0	0	0	0	0	0	0	0	0
Lincoln Trail	0	0	0	0	0	0	0	0	0	0
Olney Central	0	0	0	0	0	0	0	0	40	0
Wabash	0	0	0	26	0	0	0	0	22	0
513 Illinois Valley	0	0	0	0	0	0	0	0	0	0
525 Joliet	0	0	0	0	0	0	0	0	0	0
520 Kankakee	0	0	0	0	0	0	0	0	0	0
501 Kaskaskia	0	0	0	0	0	0	0	0	66	0
523 Kishwaukee	0	0	0	0	0	0	0	0	0	20
532 Lake County	0	0	0	0	0	0	0	0	0	0
517 Lake Land	0	0	0	45	0	0	0	0	104	0
536 Lewis & Clark	0	0	0	53	0	0	0	0	0	0
526 Lincoln Land	0	0	0	0	0	0	0	0	0	0
530 Logan	0	0	0	0	0	0	0	0	98	0
528 McHenry	0	0	0	0	0	0	0	0	0	0
541 Metropolitan	0	0	0	0	0	0	0	0	0	0
524 Moraine Valley	0	0	0	0	0	0	0	0	0	0
527 Morton	0	0	0	0	0	0	0	0	0	0
535 Oakton	0	0	0	0	0	0	0	0	0	0
505 Parkland	17	8	2	31	0	8	8	0	0	0
515 Prairie State	0	0	0	0	0	0	0	0	0	0
521 Rend Lake	0	0	0	0	0	0	0	0	0	0
537 Richland	0	0	0	0	0	0	0	0	0	0
511 Rock Valley	0	0	0	0	0	0	0	0	0	0
518 Sandburg	0	0	0	0	0	0	0	47	50	0
506 Sauk Valley	0	0	0	0	0	0	0	0	0	0
531 Shawnee	0	0	0	0	0	0	0	0	41	0
510 South Suburban	0	0	0	0	0	0	1	0	33	0
533 Southeastern	0	0	0	0	0	0	0	0	39	0
534 Spoon River	0	0	0	0	0	0	0	0	0	0
504 Triton	0	0	0	0	0	4	1	0	0	0
516 Waubensee	0	0	0	0	0	0	0	0	0	0
539 Wood	0	0	0	0	0	1	0	0	11	0
TOTALS	17	64	2	282	213	28	10	122	1000	20

SOURCE OF DATA: A1 Submission



Illinois Community College Board
Table III-3
ANNUAL UNDUPLICATED ENROLLMENT BY ACADEMIC PROGRAM BY COLLEGE
FOR FISCAL YEAR 1997

Dist. No.	District/College	Make-Up Artist 12 120406	Baker/Pastry Chef 12 120501	Culinary Arts/Chef Training 12 120503	Food & Beverage/Restaurant Operations Manager 12 120504	Teacher Assistant/Aide 12 131501	Civil Technology 12 150201	Computer Technology 12 150301	Electronic Technology 12 150303	Laser/Optical Technology 12 150304	Telecommunication Electronics Technology 12 150310
522	Belleville	0	0	25	76	0	0	0	9	0	0
503	Black Hawk	0	5	53	17	0	13	0	0	0	0
508	Chicago	(65)	(3)	(295)	(34)	(55)	(0)	(0)	(19)	(0)	(5)
	Daley	0	0	0	0	0	0	0	0	0	0
	Kennedy-King	0	3	295	34	20	0	0	0	0	5
	Malcolm X	0	0	0	0	12	0	0	0	0	0
	Olive-Harvey	0	0	0	0	0	0	0	0	0	0
	Truman	65	0	0	0	0	0	0	0	0	0
	Washington	0	0	0	0	23	0	0	19	0	0
	Wilbur Wright	0	0	0	0	0	0	0	0	0	0
507	Danville	0	0	0	0	18	0	0	0	0	0
502	DuPage	0	21	99	113	0	0	0	203	0	0
509	Elgin	0	0	227	20	2	0	0	126	0	0
512	Harper	0	2	17	80	0	0	0	127	0	0
540	Heartland	0	0	0	0	0	0	0	36	0	0
519	Highland	0	0	0	1	0	0	0	25	0	0
514	Illinois Central	0	0	58	0	0	0	0	217	0	0
529	Illinois Eastern	(0)	(0)	(50)	(0)	(49)	(0)	(0)	(44)	(0)	(82)
	Frontier	0	0	0	0	24	0	0	1	0	0
	Lincoln Trail	0	0	50	0	24	0	0	1	0	80
	Olney Central	0	0	0	0	1	0	0	0	0	2
	Wabash	0	0	0	0	0	0	0	42	0	0
513	Illinois Valley	0	0	34	0	0	0	0	52	0	0
525	Joliet	0	0	258	48	69	0	0	202	0	0
520	Kankakee	0	0	0	0	0	0	0	100	0	0
501	Kaskaskia	0	0	12	0	21	0	0	66	0	0
523	Kishwaukee	0	0	0	0	0	0	0	24	0	0
532	Lake County	0	0	2	89	0	34	0	134	0	0
517	Lake Land	0	0	0	0	0	93	0	71	0	43
536	Lewis & Clark	0	0	0	26	44	0	0	0	0	0
526	Lincoln Land	0	0	7	1	34	14	0	76	0	0
530	Logan	0	0	0	0	19	0	0	79	0	0
528	McHenry	0	0	0	0	0	0	0	125	0	0
541	Metropolitan	0	0	0	0	0	0	0	0	0	0
524	Moraine Valley	0	6	0	243	155	0	8	36	0	1
527	Morton	0	0	0	0	0	0	0	0	0	2
535	Oakton	0	0	0	42	0	0	0	187	0	0
505	Parkland	0	0	0	37	0	0	0	55	0	0
515	Prairie State	0	0	0	0	34	0	0	52	0	0
521	Rend Lake	0	0	110	0	0	0	113	27	0	0
537	Richland	0	0	0	0	0	0	0	0	0	0
511	Rock Valley	0	0	0	0	0	0	0	176	0	0
518	Sandburg	0	0	0	0	0	0	0	46	0	0
506	Sauk Valley	0	0	0	0	0	0	0	74	0	0
531	Shawnee	0	0	9	14	32	0	0	26	0	0
510	South Suburban	0	0	0	0	40	0	0	88	0	0
533	Southeastern	0	0	86	4	0	0	0	0	0	0
534	Spoon River	0	0	0	0	0	0	0	36	0	0
504	Triton	0	0	107	30	0	0	0	126	1	0
516	Waubensee	0	0	0	0	0	0	0	60	0	0
539	Wood	0	0	0	0	0	0	0	75	0	0
	TOTALS	65	37	1449	875	572	154	121	2799	1	133

SOURCE OF DATA: A1 Submission



Illinois Community College Board
 Table III-3
 ANNUAL UNDUPLICATED ENROLLMENT BY ACADEMIC PROGRAM BY COLLEGE
 FOR FISCAL YEAR 1997

Dist No.	District/College	Biomedical Equipment Technology 12 150401	Computer Servicing Technology 12 150402	Electromechanical Technology 12 150403	Instrumentation Technology 12 150404	Robotics Technology 12 150405	Fluid Power Technology 12 150410	Automated Manufacturing Technology 12 150411	Energy Conservation/Use Technology 12 150503	Water/Wastewater Technology 12 150506	Environmental & Pollution Tech/Technician 12 150507
522	Belleville	0	0	0	0	0	0	0	0	0	0
503	Black Hawk	0	35	52	37	22	0	21	0	0	23
508	Chicago	(0)	(79)	(0)	(0)	(0)	(0)	(50)	(0)	(0)	(47)
	Daley	0	0	0	0	0	0	0	0	0	0
	Kennedy-King	0	0	0	0	0	0	0	0	0	0
	Malcolm X	0	0	0	0	0	0	0	0	0	0
	Olive-Harvey	0	79	0	0	0	0	0	0	0	0
	Truman	0	0	0	0	0	0	0	0	0	0
	Washington	0	0	0	0	0	0	0	0	0	0
	Wilbur Wright	0	0	0	0	0	0	50	0	0	47
507	Danville	0	0	0	0	0	0	0	0	0	0
502	DuPage	0	58	0	0	34	0	22	0	0	0
509	Elgin	0	0	0	0	0	0	29	0	0	0
512	Harper	0	9	13	0	0	0	22	0	0	0
540	Heartland	0	0	0	0	0	0	20	0	0	0
519	Highland	0	0	0	0	0	0	0	0	0	0
514	Illinois Central	0	0	0	0	13	0	4	0	8	0
529	Illinois Eastern	(0)	(0)	(0)	(0)	(0)	(0)	(0)	(0)	(0)	(0)
	Frontier	0	0	0	0	0	0	0	0	0	0
	Lincoln Trail	0	0	0	0	0	0	0	0	0	0
	Olney Central	0	0	0	0	0	0	0	0	0	0
	Wabash	0	0	0	0	0	0	0	0	0	0
513	Illinois Valley	0	0	0	0	19	0	14	0	0	0
525	Joliet	0	0	0	0	0	0	0	0	4	0
520	Kankakee	0	0	0	0	0	0	0	0	0	0
501	Kaskaskia	0	0	0	0	0	0	0	0	0	0
523	Kishwaukee	0	0	0	0	0	0	16	0	1	0
532	Lake County	0	0	5	0	0	0	15	0	21	0
517	Lake Land	0	0	28	0	0	0	0	0	17	0
536	Lewis & Clark	0	0	0	0	0	0	0	0	0	0
526	Lincoln Land	0	0	0	0	0	0	0	0	0	0
530	Logan	0	0	0	0	0	0	31	0	0	0
528	McHenry	0	0	0	0	0	0	0	0	0	0
541	Metropolitan	0	0	0	0	0	0	0	0	0	0
524	Moraine Valley	0	0	0	94	0	0	9	1	0	0
527	Morton	0	0	0	0	0	0	0	0	0	0
535	Oakton	23	16	0	0	0	0	59	0	0	0
505	Parkland	0	41	0	0	0	0	0	0	0	0
515	Prairie State	0	0	0	0	0	0	0	0	0	0
521	Rend Lake	0	0	0	0	0	0	0	0	0	0
537	Richland	8	0	0	0	0	0	27	0	0	0
511	Rock Valley	0	0	0	0	0	9	0	0	0	0
518	Sandburg	0	0	0	0	0	0	0	0	0	0
506	Sauk Valley	0	0	0	0	0	0	0	0	0	0
531	Shawnee	0	0	0	0	0	0	0	0	0	0
510	South Suburban	17	0	0	0	0	0	15	0	0	0
533	Southeastern	0	0	0	0	0	0	0	0	0	0
534	Spoon River	0	0	0	0	0	0	0	0	0	0
504	Triton	0	94	0	0	21	0	117	0	0	0
516	Waubensee	0	0	0	0	18	0	2	0	3	14
539	Wood	0	0	0	0	0	0	0	0	0	0
TOTALS		48	332	98	131	127	9	473	1	54	84

SOURCE OF DATA: A1 Submission

Illinois Community College Board
Table III-3
ANNUAL UNDUPLICATED ENROLLMENT BY ACADEMIC PROGRAM BY COLLEGE
FOR FISCAL YEAR 1997

Dist. No.	District/College	Industrial Technology 12 150603	Plastic Technology 12 150607	Metallurgical Technology/ Technician 12 150611	Occupational Safety & Health Technology 12 150701	Quality Control Technology 12 150702	Mechanical Design Technology 12 150805	Computer-Aided Design 12 150810	Coal Mining Technology 12 150901	Construction/Building Technology/Technician 12 151001	Surveying 12 151102
522	Belleville	36	0	0	0	0	0	0	0	0	0
503	Black Hawk	145	0	0	0	0	28	22	0	0	1
508	Chicago	(0)	(0)	(0)	(0)	(0)	(0)	(111)	(0)	(0)	(0)
	Daley	0	0	0	0	0	0	105	0	0	0
	Kennedy-King	0	0	0	0	0	0	0	0	0	0
	Malcolm X	0	0	0	0	0	0	0	0	0	0
	Olive-Harvey	0	0	0	0	0	0	0	0	0	0
	Truman	0	0	0	0	0	0	0	0	0	0
	Washington	0	0	0	0	0	0	0	0	0	0
	Wilbur Wright	0	0	0	0	0	0	6	0	0	0
507	Danville	55	0	0	0	0	0	36	0	0	0
502	DuPage	179	61	0	8	0	0	67	0	0	0
509	Elgin	0	67	69	0	0	0	253	0	0	0
512	Harper	0	0	0	0	10	43	15	0	0	0
540	Heartland	0	0	0	0	0	0	60	0	0	0
519	Highland	16	0	0	0	0	0	40	0	0	0
514	Illinois Central	69	0	0	0	0	83	21	0	0	0
529	Illinois Eastern	(8)	(0)	(10)	(0)	(73)	(7)	(0)	(115)	(0)	(0)
	Frontier	0	0	0	0	43	0	0	0	0	0
	Lincoln Trail	0	0	0	0	29	7	0	0	0	0
	Olney Central	0	0	9	0	0	0	0	0	0	0
	Wabash	8	0	1	0	1	0	0	115	0	0
513	Illinois Valley	0	5	0	0	1	60	26	0	0	0
525	Joliet	406	0	0	0	0	98	0	0	0	0
520	Kankakee	10	0	0	0	0	0	63	0	0	0
501	Kaskaskia	0	0	0	0	0	0	3	0	0	1
523	Kishwaukee	0	0	0	0	5	1	56	0	0	0
532	Lake County	0	0	0	0	11	42	129	0	67	0
517	Lake Land	0	0	0	0	0	17	37	0	0	0
536	Lewis & Clark	11	0	0	0	0	0	84	0	0	0
526	Lincoln Land	0	0	0	0	0	0	0	0	0	11
530	Logan	0	0	0	0	0	0	69	0	0	0
528	McHenry	2	0	0	0	0	24	40	0	0	0
541	Metropolitan	0	0	0	0	0	0	0	0	0	0
524	Moraine Valley	0	0	5	0	107	236	21	0	0	0
527	Morton	0	0	0	0	0	0	4	0	0	0
535	Oakton	0	0	0	0	0	96	87	0	0	0
505	Parkland	16	0	0	0	0	0	26	0	0	0
515	Prairie State	27	0	0	0	0	40	21	0	0	0
521	Rend Lake	46	0	0	0	0	0	14	11	0	0
537	Richland	24	0	0	0	1	0	0	0	0	0
511	Rock Valley	136	0	0	0	77	0	199	0	0	0
518	Sandburg	9	0	0	0	0	22	13	0	0	0
506	Sauk Valley	42	0	0	0	7	39	12	0	0	0
531	Shawnee	0	0	0	0	0	0	0	0	0	0
510	South Suburban	0	0	0	0	0	0	52	0	0	0
533	Southeastern	0	0	0	0	0	0	0	2	0	5
534	Spoon River	0	0	0	0	0	0	0	0	0	0
504	Triton	0	4	27	1	0	40	122	0	0	0
516	Waubonsee	0	0	0	0	19	0	77	0	0	0
539	Wood	0	0	0	0	0	0	53	0	0	0
	TOTALS	1237	137	111	9	311	876	1833	128	67	18

SOURCE OF DATA: A1 Submission

Illinois Community College Board
Table III-3
ANNUAL UNDUPLICATED ENROLLMENT BY ACADEMIC PROGRAM BY COLLEGE
FOR FISCAL YEAR 1997

Dist. No.	District/College	Engineering-Related Technologies Course Enrollees 12 1599999	Child Care & Development 12 200202	Fashion Design & Coordination 12 200306	Food Production Management, General 12 200401	Dietetic Aide/Assisting 12 200404	Home Furnishings/Equipmt. Installers & Consultants, Other 12 200501	Elder Care Provider/Companion 12 200602	Custodial Services 12 200604	Home/Institutional Services Course Enrollees 12 2099999	Legal Assisting 12 220103
522	Belleville	174	227	0	15	0	0	0	0	224	177
503	Black Hawk	0	227	0	0	0	30	0	0	0	86
508	Chicago	(124)	(1466)	(0)	(1445)	(71)	(0)	(0)	(0)	(0)	(0)
	Daley	2	210	0	0	10	0	0	0	0	0
	Kennedy-King	61	247	0	32	0	0	0	0	0	0
	Malcolm X	14	224	0	79	61	0	0	0	0	0
	Olive-Harvey	4	289	0	0	0	0	0	0	0	0
	Truman	2	179	0	0	0	0	0	0	0	0
	Washington	31	317	0	1334	0	0	0	0	0	0
	Wilbur Wright	10	0	0	0	0	0	0	0	0	0
507	Danville	76	82	0	0	0	0	0	0	0	0
502	DuPage	460	331	107	0	0	229	7	0	0	0
509	Elgin	0	19	0	0	0	0	5	0	0	230
512	Harper	328	195	82	0	66	165	0	0	230	273
540	Heartland	0	106	0	0	0	0	0	0	0	0
519	Highland	0	72	0	0	0	0	0	0	0	0
514	Illinois Central	84	296	0	0	8	44	0	0	26	176
529	Illinois Eastern	(12985)	(54)	(0)	(0)	(0)	(0)	(0)	(0)	(81)	(0)
	Frontier	5	0	0	0	0	0	0	0	0	0
	Lincoln Trail	60	1	0	0	0	0	0	0	47	0
	Olney Central	31	0	0	0	0	0	0	0	0	0
	Wabash	12889	53	0	0	0	0	0	0	34	0
513	Illinois Valley	129	116	0	0	0	0	0	38	246	0
525	Joliet	21	82	0	0	0	56	0	0	0	0
520	Kankakee	138	155	0	0	0	0	0	0	0	0
501	Kaskaskia	35	84	0	0	0	0	0	0	1	0
523	Kishwaukee	62	29	0	0	0	0	0	0	6	0
532	Lake County	597	266	0	0	0	0	0	0	0	0
517	Lake Land	0	102	0	0	0	0	0	0	0	0
536	Lewis & Clark	196	147	0	0	0	0	0	0	95	0
526	Lincoln Land	0	112	0	0	0	0	0	0	0	0
530	Logan	145	127	0	0	0	0	0	0	0	0
528	McHenry	185	115	0	0	0	0	0	0	40	0
541	Metropolitan	1	88	0	0	0	0	0	23	0	0
524	Moraine Valley	737	394	0	0	0	0	0	0	0	0
527	Morton	670	0	0	0	0	0	0	0	0	0
535	Oakton	0	571	0	0	0	0	0	0	0	0
505	Parkland	198	177	0	0	0	0	0	0	58	0
515	Prairie State	0	227	0	0	0	87	0	0	0	0
521	Rend Lake	10	97	0	0	0	0	0	0	33	0
537	Richland	140	119	0	0	0	0	0	0	0	0
511	Rock Valley	0	175	0	0	0	0	0	0	0	0
518	Sandburg	1	91	0	0	0	0	0	31	0	0
506	Sauk Valley	0	63	0	0	0	0	0	0	0	0
531	Shawnee	0	59	0	0	0	0	0	0	0	0
510	South Suburban	38	143	0	0	0	0	0	0	0	259
533	Southeastern	0	55	0	0	0	0	0	0	0	0
534	Spoon River	106	0	0	0	0	0	0	0	0	0
504	Triton	248	336	0	0	0	35	0	0	60	0
516	Waubonsee	259	119	0	0	0	0	0	0	0	0
539	Wood	14	100	0	0	0	0	0	0	0	0
TOTALS		18161	7224	189	1460	155	646	12	92	1106	1201



Illinois Community College Board
Table III-3
ANNUAL UNDUPLICATED ENROLLMENT BY ACADEMIC PROGRAM BY COLLEGE
FOR FISCAL YEAR 1997

Dist. No. District/College	Technical & Business Writing 12 231101	Library Assisting 12 250301	Library Course Enrollees 12 259999	Parks, Recreation, & Leisure Facilities Mgmt. 12 310301	Exercise Sciences/Physiology & Movement Studies 12 310505	Biological Technology 12 410101	Nuclear/Nuclear Power Tech/Technician 12 410205	Chemical Technology 12 410301	Corrections 12 430102	Law Enforcement/Police Science 12 430107
522 Belleville	0	0	0	0	0	0	0	2	0	537
503 Black Hawk	9	16	0	0	0	0	0	0	0	120
508 Chicago	(0)	(6)	(0)	(3)	(0)	(29)	(0)	(15)	(77)	(436)
Daley	0	0	0	0	0	0	0	0	0	240
Kennedy-King	0	0	0	3	0	0	0	0	0	0
Malcolm X	0	0	0	0	0	0	0	0	0	0
Olive-Harvey	0	0	0	0	0	0	0	0	0	3
Truman	0	0	0	0	0	29	0	15	0	33
Washington	0	0	0	0	0	0	0	0	77	101
Wilbur Wright	0	6	0	0	0	0	0	0	0	59
507 Danville	0	0	0	0	0	0	0	0	0	101
502 DuPage	0	133	0	19	0	0	0	0	0	280
509 Elgin	0	0	0	0	0	0	0	0	0	63
512 Harper	0	0	0	0	68	0	0	0	0	309
540 Heartland	0	0	0	0	0	0	0	0	0	0
519 Highland	0	0	0	0	0	0	0	0	0	0
514 Illinois Central	0	14	8	0	0	0	0	0	0	0
529 Illinois Eastern	(0)	(0)	(0)	(0)	(0)	(0)	(0)	(0)	(0)	(74)
Frontier	0	0	0	0	0	0	0	0	0	4
Lincoln Trail	0	0	0	0	0	0	0	0	0	2
Olney Central	0	0	0	0	0	0	0	0	0	68
Wabash	0	0	0	0	0	0	0	0	0	0
513 Illinois Valley	0	0	0	0	0	0	0	0	0	68
525 Joliet	0	2	0	0	0	0	0	0	71	123
520 Kankakee	0	0	0	0	0	0	51	0	0	202
501 Kaskaskia	0	0	0	0	0	0	0	0	0	135
523 Kishwaukee	0	0	0	0	0	0	0	0	0	42
532 Lake County	74	38	0	0	0	0	0	31	0	206
517 Lake Land	0	0	0	0	0	0	0	0	1	67
536 Lewis & Clark	0	14	0	0	0	0	0	0	0	145
526 Lincoln Land	0	0	0	0	0	0	0	0	40	495
530 Logan	0	0	0	0	0	0	0	0	0	338
528 McHenry	0	0	0	0	0	0	0	0	0	68
541 Metropolitan	0	0	0	0	0	0	0	0	0	23
524 Moraine Valley	0	0	0	86	0	0	0	0	0	910
527 Morton	0	0	0	0	0	0	0	0	0	27
535 Oakton	0	0	0	0	0	0	0	0	0	265
505 Parkland	0	0	0	0	0	0	0	0	0	169
515 Prairie State	0	0	0	0	0	0	0	0	0	186
521 Rend Lake	0	0	0	0	0	0	0	0	0	110
537 Richland	0	0	0	0	0	0	0	0	0	94
511 Rock Valley	7	9	0	0	0	0	0	0	0	114
518 Sandburg	0	0	0	0	0	0	0	0	0	56
506 Sauk Valley	0	0	0	0	0	0	0	0	20	93
531 Shawnee	0	0	0	0	0	0	0	0	0	45
510 South Suburban	0	0	0	0	0	0	0	0	0	213
533 Southeastern	0	0	0	0	0	0	0	0	13	72
534 Spoon River	0	0	0	0	0	0	0	0	2	20
504 Triton	0	0	0	2	0	0	0	0	1	827
516 Waubonsee	0	0	0	0	0	0	0	0	0	135
539 Wood	0	0	0	0	0	0	0	0	0	2
TOTALS	90	232	8	110	68	29	51	48	225	7542

SOURCE OF DATA: A1 Submission

Illinois Community College Board
Table III-3
ANNUAL UNDUPLICATED ENROLLMENT BY ACADEMIC PROGRAM BY COLLEGE
FOR FISCAL YEAR 1997

Dist. No.	District/College	Security Services (Private) 12 430109	Fire Control/Safety Technology 12 430201	Fire Officer 12 430202	Firefighting 12 430203	Protective Services Course Enrollees 12 439999	Public Administration 12 440401	Social Work/Social Service 12 440701	Public/Social Services Course Enrollees 12 449999	Mason and Tilesetter 12 460101	Carpentry 12 460201
522	Belleville	6	143	0	140	0	0	0	22	36	245
503	Black Hawk	2	0	31	0	0	0	0	0	0	18
508	Chicago	(11)	(195)	(0)	(0)	(0)	(0)	(123)	(0)	(8)	(79)
	Daley	8	0	0	0	0	0	0	0	0	0
	Kennedy-King	0	0	0	0	0	0	85	0	8	79
	Malcolm X	0	0	0	0	0	0	0	0	0	0
	Olive-Harvey	0	0	0	0	0	0	0	0	0	0
	Truman	0	0	0	0	0	0	0	0	0	0
	Washington	3	195	0	0	0	0	38	0	0	0
	Wilbur Wright	0	0	0	0	0	0	0	0	0	0
507	Danville	0	0	0	0	0	0	47	38	0	0
502	DuPage	0	173	8	36	0	0	208	0	0	0
509	Elgin	0	186	0	0	0	0	357	0	0	0
512	Harper	2	95	0	0	0	0	0	210	0	0
540	Hearthland	0	0	0	0	0	0	0	0	0	0
519	Highland	0	0	0	0	0	0	0	0	0	0
514	Illinois Central	4	158	0	0	121	0	0	22	0	0
529	Illinois Eastern	(0)	(0)	(0)	(124)	(0)	(0)	(44)	(3)	(0)	(0)
	Frontier	0	0	0	124	0	0	4	0	0	0
	Lincoln Trail	0	0	0	0	0	0	0	0	0	0
	Olney Central	0	0	0	0	0	0	1	0	0	0
	Wabash	0	0	0	0	0	0	39	3	0	0
513	Illinois Valley	0	5	0	0	14	0	0	0	0	0
525	Joliet	0	177	2	5	0	1	0	1	0	0
520	Kankakee	0	5	0	0	0	0	0	12	0	0
501	Kaskaskia	0	0	0	0	0	0	0	3	0	0
523	Kishwaukee	0	10	0	0	19	0	0	0	0	0
532	Lake County	0	94	0	0	0	0	44	4895	0	0
517	Lake Land	0	0	0	0	0	0	126	0	0	0
536	Lewis & Clark	0	46	0	0	0	0	0	647	0	0
526	Lincoln Land	5	47	0	7	0	0	0	0	0	0
530	Logan	0	0	0	0	0	0	0	254	0	0
528	McHenry	0	0	0	69	0	0	0	50	0	0
541	Metropolitan	0	0	0	0	0	0	0	0	0	0
524	Moraine Valley	146	95	11	62	0	0	0	118	0	0
527	Morton	0	0	0	0	0	0	0	0	0	0
535	Oakton	0	133	0	0	0	0	100	0	0	0
505	Parkland	0	33	0	0	15	0	0	0	0	0
515	Prairie State	0	33	0	0	0	0	0	0	0	0
521	Rend Lake	0	0	0	0	0	0	0	56	0	0
537	Richland	0	46	0	0	0	0	0	10	0	0
511	Rock Valley	0	4	34	0	0	0	184	0	6	0
518	Sandburg	0	0	0	0	0	0	7	0	0	0
506	Sauk Valley	0	0	0	0	0	0	34	0	0	0
531	Shawnee	8	5	0	0	0	0	47	182	0	0
510	South Suburban	0	29	0	0	1	0	158	125	0	0
533	Southeastern	0	0	0	64	0	0	0	0	0	0
534	Spoon River	0	0	0	0	0	0	0	0	0	0
504	Triton	1	96	0	0	36	0	0	0	0	0
516	Waubonsee	2	43	0	20	0	0	42	11	0	0
539	Wood	0	32	0	0	0	0	0	62	0	0
	TOTALS	187	1883	86	527	206	1	1521	6721	50	342

SOURCE OF DATA: A1 Submission



Illinois Community College Board
Table III-3
ANNUAL UNDUPLICATED ENROLLMENT BY ACADEMIC PROGRAM BY COLLEGE
FOR FISCAL YEAR 1997

Dist. No.	District/College	Electrician 12 460302	Building/Property Maintenance 12 460401	Construction/Cement Mason 12 460402	Construction Inspection 12 460403	Glazing 12 460406	Painter & Wallcoverer 12 460408	Plumber & Pipefitter 12 460501	Construction Trades 12 461000	Construction Trades Course Enrollers 12 469999	Electrical/Electronics Equipment Repair, General 12 470101
522	Belleville	230	0	16	0	0	16	48	81	0	0
503	Black Hawk	5	0	0	0	0	0	0	22	0	0
508	Chicago	(0)	(59)	(0)	(0)	(0)	(0)	(0)	(0)	(0)	(81)
	Daley	0	59	0	0	0	0	0	0	0	0
	Kennedy-King	0	0	0	0	0	0	0	0	0	0
	Malcolm X	0	0	0	0	0	0	0	0	0	80
	Olive-Harvey	0	0	0	0	0	0	0	0	0	0
	Truman	0	0	0	0	0	0	0	0	0	0
	Washington	0	0	0	0	0	0	0	0	0	0
	Wilbur Wright	0	0	0	0	0	0	0	0	0	1
507	Danville	0	0	0	0	0	0	0	0	0	0
502	DuPage	0	56	0	0	0	0	0	0	0	0
509	Elgin	0	0	0	0	0	0	0	0	0	0
512	Harper	0	0	0	24	0	0	0	0	0	0
540	Heartland	0	0	0	0	0	0	0	0	0	0
519	Highland	0	0	0	0	0	0	0	0	0	0
514	Illinois Central	0	0	0	0	0	0	0	157	0	0
529	Illinois Eastern	(0)	(0)	(0)	(0)	(0)	(0)	(0)	(0)	(0)	(0)
	Frontier	0	0	0	0	0	0	0	0	0	0
	Lincoln Trail	0	0	0	0	0	0	0	0	0	0
	Olney Central	0	0	0	0	0	0	0	0	0	0
	Wabash	0	0	0	0	0	0	0	0	0	0
513	Illinois Valley	60	0	0	0	0	0	0	0	0	0
525	Joliet	9	0	0	0	0	0	0	54	0	0
520	Kankakee	0	0	0	0	0	0	0	0	0	0
501	Kaskaskia	0	0	0	0	0	0	0	18	0	0
523	Kishwaukee	6	8	0	0	0	0	0	0	0	0
532	Lake County	0	0	0	0	0	0	0	0	0	0
517	Lake Land	0	54	0	0	0	0	0	103	0	0
536	Lewis & Clark	31	0	0	0	0	0	0	0	0	0
526	Lincoln Land	0	1	0	0	0	0	0	0	0	0
530	Logan	0	0	0	0	0	0	0	0	0	1
528	McHenry	0	0	0	0	0	0	0	0	0	0
541	Metropolitan	0	0	0	0	0	0	0	0	0	0
524	Moraine Valley	0	0	0	0	0	0	0	0	0	0
527	Morton	0	0	0	0	0	0	0	0	0	0
535	Oakton	0	54	0	0	0	0	0	14	0	0
505	Parkland	0	18	0	0	0	0	0	92	51	0
515	Prairie State	205	0	0	0	0	0	0	0	0	0
521	Rend Lake	0	8	0	0	0	0	0	34	10	0
537	Richland	0	0	0	0	0	0	0	0	0	0
511	Rock Valley	93	0	0	0	4	1	0	72	0	0
518	Sandburg	0	0	0	0	0	0	0	0	0	0
506	Sauk Valley	0	1	0	0	0	0	0	0	0	0
531	Shawnee	0	0	0	0	0	0	0	0	0	0
510	South Suburban	0	0	0	17	0	0	0	99	44	0
533	Southeastern	0	38	0	0	0	0	0	71	0	0
534	Spoon River	0	0	0	0	0	0	0	0	0	0
504	Triton	23	0	0	0	0	0	0	124	13	0
516	Waubonsee	54	0	0	0	0	0	0	0	0	0
539	Wood	0	0	0	0	0	0	0	0	0	0
	TOTALS	716	297	16	41	4	17	48	941	118	82

SOURCE OF DATA: A1 Submission

Illinois Community College Board
Table III-3
ANNUAL UNDUPLICATED ENROLLMENT BY ACADEMIC PROGRAM BY COLLEGE
FOR FISCAL YEAR 1997

Dist. No.	District/College	Communications Electronics 12 470103	Computer Electronics Maintenance/Repair 12 470104	Industrial Electronics 12 470105	Major Appliance Repair 12 470106	Heating, Air Conditioning, & Refrigeration Mechanic 12 470201	Heavy Equipment Maintenance/ Repair 12 470302	Industrial Equipment Maintenance/ Repair 12 470303	Stationary Energy Sources Installer/Operator 12 470501	Automotive Body Repair 12 470603	Automotive Mechanics 12 470604
522	Belleville	46	51	100	13	260	0	0	13	0	0
503	Black Hawk	0	0	0	0	20	0	1	0	9	72
508	Chicago	(0)	(65)	(13)	(83)	(75)	(0)	(80)	(0)	(6)	(272)
	Daley	0	58	13	0	0	0	80	0	0	0
	Kennedy-King	0	0	0	0	75	0	0	0	1	132
	Malcolm X	0	0	0	0	0	0	0	0	0	0
	Olive-Harvey	0	7	0	0	0	0	0	0	0	0
	Truman	0	0	0	83	0	0	0	0	5	140
	Washington	0	0	0	0	0	0	0	0	0	0
	Wilbur Wright	0	0	0	0	0	0	0	0	0	0
507	Danville	0	0	53	0	0	0	49	0	0	27
502	DuPage	0	0	87	0	214	0	0	0	0	268
509	Elgin	0	0	0	0	176	0	1	0	0	105
512	Harper	0	1	25	0	96	0	0	0	0	0
540	Heartland	0	0	0	0	0	0	22	0	0	0
519	Highland	0	5	0	0	0	0	0	0	15	29
514	Illinois Central	15	8	9	0	69	0	19	0	0	138
529	Illinois Eastern	(2)	(0)	(0)	(0)	(36)	(0)	(44)	(0)	(19)	(33)
	Frontier	0	0	0	0	0	0	0	0	0	0
	Lincoln Trail	2	0	0	0	36	0	0	0	0	0
	Olney Central	0	0	0	0	0	0	44	0	19	33
	Wabash	0	0	0	0	0	0	0	0	0	0
513	Illinois Valley	0	0	0	0	0	0	7	0	0	99
525	Joliet	0	0	222	0	43	30	0	0	0	83
520	Kankakee	0	0	58	0	51	0	28	0	0	43
501	Kaskaskia	0	0	0	0	1	0	80	0	27	27
523	Kishwaukee	0	0	0	0	0	0	0	0	14	25
532	Lake County	0	0	12	0	115	0	47	0	18	84
517	Lake Land	14	0	0	0	18	0	0	0	33	108
536	Lewis & Clark	0	53	38	0	0	0	3	0	0	86
526	Lincoln Land	0	0	61	0	114	0	0	0	50	87
530	Logan	0	0	0	0	60	0	50	0	36	46
528	McHenry	0	0	0	0	0	0	0	0	0	65
541	Metropolitan	0	0	0	0	0	0	0	0	0	7
524	Moraine Valley	0	0	0	0	200	0	29	0	0	174
527	Morton	0	0	0	0	11	0	0	0	0	6
535	Oakton	14	0	0	0	56	0	0	0	0	121
505	Parkland	0	0	19	0	0	0	0	0	0	75
515	Prairie State	0	6	38	0	109	0	43	0	0	114
521	Rend Lake	0	0	0	0	78	0	71	0	19	123
537	Richland	0	0	127	0	0	0	3	0	0	23
511	Rock Valley	0	35	0	0	0	0	0	0	0	58
518	Sandburg	0	0	0	0	0	0	0	0	17	30
506	Sauk Valley	0	0	44	0	35	0	0	0	0	0
531	Shawnee	0	0	6	0	0	0	0	0	0	26
510	South Suburban	0	0	0	0	0	0	0	0	0	0
533	Southeastern	0	1	20	0	7	0	106	0	34	61
534	Spoon River	0	0	0	0	0	0	0	0	0	31
504	Triton	0	30	0	0	246	0	9	62	0	434
516	Waubonsee	0	2	0	0	126	0	31	0	42	63
539	Wood	0	0	16	0	0	0	0	0	0	0
	TOTALS	91	257	948	96	2216	30	723	75	339	3043

SOURCE OF DATA: A1 Submission

Illinois Community College Board
Table III-3
ANNUAL UNDUPLICATED ENROLLMENT BY ACADEMIC PROGRAM BY COLLEGE
FOR FISCAL YEAR 1997

Dist. No.	District/College	Diesel Engine/Truck Mechanics 12 470605	Small Engine Repair 12 470606	Aviation Systems/Avionics Maintenance Technologist/ Technician 12 470609	Mechanics/Repairers Course Enrollees 12 479999	Architectural Drafting 12 480102	Electrical/Electronics Drafting 12 480104	Mechanical Drafting 12 480105	Graphic/Printing Equipment Operators, General 12 480201	Typesetting, Make-up, & Composition 12 480205	Lithography, Photography, & Platemaking 12 480206
522	Belleville	0	0	83	0	0	0	127	0	0	0
503	Black Hawk	22	0	0	0	0	0	21	0	0	0
508	Chicago	(0)	(0)	(46)	(0)	(51)	(0)	(76)	(0)	(1)	(62)
	Daley	0	0	46	0	11	0	5	0	0	0
	Kennedy-King	0	0	0	0	0	0	57	0	1	62
	Malcolm X	0	0	0	0	0	0	0	0	0	0
	Olive-Harvey	0	0	0	0	17	0	0	0	0	0
	Truman	0	0	0	0	0	0	14	0	0	0
	Washington	0	0	0	0	19	0	0	0	0	0
	Wilbur Wright	0	0	0	0	4	0	0	0	0	0
507	Danville	0	0	0	0	0	0	3	0	0	0
502	DuPage	0	0	0	0	264	0	0	0	2	124
509	Elgin	0	0	0	0	0	0	0	0	0	0
512	Harper	0	0	0	0	110	0	4	0	0	0
540	Heartland	0	0	0	0	0	0	0	0	0	0
519	Highland	0	0	0	0	0	0	0	0	0	0
514	Illinois Central	6	0	0	1	12	0	0	0	0	55
529	Illinois Eastern	(21)	(0)	(0)	(0)	(33)	(0)	(0)	(0)	(0)	(0)
	Frontier	0	0	0	0	1	0	0	0	0	0
	Lincoln Trail	0	0	0	0	31	0	0	0	0	0
	Olney Central	0	0	0	0	1	0	0	0	0	0
	Wabash	21	0	0	0	0	0	0	0	0	0
513	Illinois Valley	0	34	0	5	0	0	0	0	0	0
525	Joliet	0	0	0	0	0	0	0	0	0	0
520	Kankakee	0	0	0	0	0	0	0	0	0	0
501	Kaskaskia	0	3	0	0	56	0	0	0	0	0
523	Kishwaukee	1	0	0	15	0	0	0	0	0	0
532	Lake County	0	0	0	0	42	5	6	0	0	0
517	Lake Land	0	39	0	0	43	0	3	4	0	0
536	Lewis & Clark	0	0	0	0	0	0	0	0	0	0
526	Lincoln Land	0	0	11	0	59	0	0	0	0	0
530	Logan	0	0	0	0	0	0	0	0	0	0
528	McHenry	0	0	0	0	0	0	0	0	0	0
541	Metropolitan	0	0	0	0	0	0	0	0	0	0
524	Moraine Valley	0	0	0	0	0	0	24	0	0	0
527	Morton	0	0	0	0	0	0	2	0	0	0
535	Oakton	0	0	0	0	112	0	0	0	0	0
505	Parkland	0	0	0	106	0	0	9	0	0	0
515	Prairie State	0	0	0	0	0	0	28	0	0	0
521	Rend Lake	0	0	0	5	42	0	0	0	0	0
537	Richland	0	0	0	0	0	0	51	0	0	0
511	Rock Valley	0	0	47	0	0	0	0	0	0	0
518	Sandburg	13	0	0	0	0	0	0	0	0	0
506	Sauk Valley	0	0	0	0	0	0	0	0	0	0
531	Shawnee	1	0	0	0	2	0	0	0	0	0
510	South Suburban	0	0	0	0	15	0	19	0	0	47
533	Southeastern	37	2	0	0	1	0	1	0	0	13
534	Spoon River	0	0	0	0	0	0	0	0	0	0
504	Triton	8	0	0	207	48	0	12	0	4	253
516	Waubonsee	0	0	0	0	5	0	0	0	0	0
539	Wood	0	0	0	0	0	0	1	0	0	0
	TOTALS	109	78	187	339	895	5	387	4	7	554

SOURCE OF DATA: A1 Submission



Table III-3
ANNUAL UNDUPLICATED ENROLLMENT BY ACADEMIC PROGRAM BY COLLEGE
FOR FISCAL YEAR 1997

Dist. No.	District/College	Printing Press Operations 12 480208	Desktop Publishing Equipment Operator 12 480212	Machinist/Machine Technologist 12 480501	Industrial Blacksmithing 12 480502	Machine Tool Operations/ Machine Shop 12 480503	Patternmaker 12 480505	Sheet Metal 12 480506	Tool & Die Making 12 480507	Welding, Brazing, & Soldering 12 480508	Numerical Control 12 480520
522	Belleville	0	66	31	2	196	0	37	0	339	0
503	Black Hawk	0	0	0	0	30	1	91	6	51	4
508	Chicago	(0)	(0)	(0)	(0)	(166)	(0)	(0)	(2)	(32)	(0)
	Daley	0	0	0	0	154	0	0	0	0	0
	Kennedy-King	0	0	0	0	3	0	0	2	32	0
	Malcolm X	0	0	0	0	0	0	0	0	0	0
	Olive-Harvey	0	0	0	0	0	0	0	0	0	0
	Truman	0	0	0	0	0	0	0	0	0	0
	Washington	0	0	0	0	0	0	0	0	0	0
	Wilbur Wright	0	0	0	0	9	0	0	0	0	0
507	Danville	0	0	0	0	8	0	0	0	65	0
502	DuPage	26	267	0	0	0	0	0	21	19	0
509	Elgin	0	3	0	0	85	0	0	7	17	0
512	Harper	0	0	0	0	7	0	0	0	0	0
540	Heartland	0	0	0	0	0	0	0	0	5	0
519	Highland	0	3	0	0	0	0	0	0	15	0
514	Illinois Central	0	1	0	0	35	0	0	0	104	7
529	Illinois Eastern	(0)	(0)	(0)	(0)	(46)	(0)	(15)	(0)	(1)	(0)
	Frontier	0	0	0	0	0	0	0	0	0	0
	Lincoln Trail	0	0	0	0	0	0	15	0	0	0
	Olney Central	0	0	0	0	0	0	0	0	1	0
	Wabash	0	0	0	0	46	0	0	0	0	0
513	Illinois Valley	0	11	0	0	1	0	0	12	0	0
525	Joliet	0	0	0	0	0	0	0	0	73	0
520	Kankakee	0	0	0	0	17	0	0	35	47	0
501	Kaskaskia	0	0	0	0	0	0	0	0	26	0
523	Kishwaukee	0	0	0	0	3	0	0	13	10	0
532	Lake County	0	0	0	0	50	0	0	0	36	0
517	Lake Land	0	20	0	0	0	0	0	0	54	0
536	Lewis & Clark	0	7	0	0	110	0	0	0	0	0
526	Lincoln Land	0	0	0	0	0	0	0	0	65	0
530	Logan	0	0	0	0	10	0	0	0	25	0
528	McHenry	0	0	0	0	44	0	0	0	0	0
541	Metropolitan	0	0	0	0	0	0	0	0	0	0
524	Moraine Valley	0	12	0	0	153	0	0	0	74	0
527	Morton	0	0	0	0	0	0	0	0	2	0
535	Oakton	0	110	0	0	231	0	0	0	0	0
505	Parkland	0	69	0	0	0	0	0	0	0	0
515	Prairie State	0	31	0	0	80	0	0	43	177	0
521	Rend Lake	0	0	0	0	0	0	0	0	55	0
537	Richland	0	0	0	0	19	0	0	0	69	0
511	Rock Valley	0	0	39	0	0	0	49	63	89	0
518	Sandburg	0	30	0	0	4	0	0	0	75	1
506	Sauk Valley	0	0	0	0	14	0	0	0	0	0
531	Shawnee	0	0	0	0	1	0	0	0	11	0
510	South Suburban	0	1	0	0	43	0	0	0	0	0
533	Southeastern	0	0	0	0	2	0	32	0	71	0
534	Spoon River	0	0	0	0	0	0	0	0	7	0
504	Triton	0	35	0	0	50	0	0	34	19	0
516	Waubensee	0	10	0	0	50	0	0	0	12	0
539	Wood	0	0	1	0	0	0	0	0	0	0
	TOTALS	26	676	71	2	1455	1	224	236	1645	12

SOURCE OF DATA: A1 Submission

Illinois Community College Board
Table III-3
ANNUAL UNDUPLICATED ENROLLMENT BY ACADEMIC PROGRAM BY COLLEGE
FOR FISCAL YEAR 1997

Dist. No.	District/College	Precision Metal Workers 12 480599	Millwork & Cabinemaking 12 480703	Precision Production Course Enrollees 12 489999	Airplane Piloting 12 490102	Aviation Management 12 490104	Truck & Bus Driving 12 490205	Marine Science/Merchant Marine Officer 12 490309	Railroad Technology 12 490410	Design & Visual Communications 12 500401	Commercial Photography 12 500406
522	Belleville	0	0	0	57	0	0	0	0	13	0
503	Black Hawk	0	0	0	0	0	39	0	0	44	0
508	Chicago	(0)	(0)	(0)	(0)	(0)	(0)	(0)	(0)	(26)	(1)
	Daley	0	0	0	0	0	0	0	0	16	1
	Kennedy-King	0	0	0	0	0	0	0	0	0	0
	Malcolm X	0	0	0	0	0	0	0	0	0	0
	Olive-Harvey	0	0	0	0	0	0	0	0	0	0
	Truman	0	0	0	0	0	0	0	0	0	0
	Washington	0	0	0	0	0	0	0	0	0	0
	Wilbur Wright	0	0	0	0	0	0	0	0	10	0
507	Danville	0	0	0	0	0	0	0	0	0	0
502	DuPage	0	0	0	0	0	0	0	0	463	259
509	Elgin	0	0	0	0	0	90	0	0	288	0
512	Harper	0	0	0	0	0	0	0	0	0	0
540	Heartland	0	0	0	0	0	0	0	0	0	0
519	Highland	0	0	0	0	0	0	0	0	0	0
514	Illinois Central	0	0	220	0	0	0	0	0	0	0
529	Illinois Eastern	(0)	(14)	(0)	(0)	(0)	(21)	(0)	(0)	182	0
	Frontier	0	0	0	0	0	0	0	0	(0)	(0)
	Lincoln Trail	0	0	0	0	0	0	0	0	0	0
	Olney Central	0	14	0	0	0	0	0	0	0	0
	Wabash	0	0	0	0	0	21	0	0	0	0
513	Illinois Valley	0	0	143	0	0	0	0	0	0	0
525	Joliet	0	0	0	0	0	0	0	0	0	0
520	Kankakee	0	0	0	0	0	0	0	0	0	0
501	Kaskaskia	0	0	0	0	0	0	0	0	0	0
523	Kishwaukee	0	0	176	0	0	0	0	0	0	0
532	Lake County	0	0	0	0	0	0	0	0	0	0
517	Lake Land	0	0	0	0	0	0	0	0	0	0
536	Lewis & Clark	0	0	0	0	0	0	0	0	0	0
526	Lincoln Land	0	0	0	0	10	0	0	0	0	0
530	Logan	0	0	0	0	0	0	0	0	0	0
528	McHenry	0	0	0	0	0	0	0	0	0	0
541	Metropolitan	0	0	0	0	0	0	0	0	0	0
524	Moraine Valley	0	0	0	0	0	0	0	0	0	0
527	Morton	0	0	0	0	0	0	0	0	0	0
535	Oakton	0	0	0	0	0	0	0	0	0	0
505	Parkland	0	0	55	0	0	59	0	0	0	0
515	Prairie State	0	0	0	2	0	0	0	0	45	0
521	Rend Lake	0	0	1	0	0	0	0	0	85	90
537	Richland	0	0	0	0	0	0	0	0	0	0
511	Rock Valley	0	0	0	0	0	0	0	0	0	0
518	Sandburg	0	0	0	0	0	0	0	0	0	0
506	Sauk Valley	0	0	0	0	0	0	0	17	0	0
531	Shawnee	0	0	0	0	0	56	24	0	0	0
510	South Suburban	0	0	1	4	0	0	0	0	6	0
533	Southeastern	0	0	0	0	0	0	0	0	0	0
534	Spoon River	0	0	0	0	0	0	0	0	0	0
504	Triton	0	0	342	0	0	53	0	0	0	0
516	Waubonsee	1	0	0	0	0	0	0	0	115	0
539	Wood	0	0	0	0	0	41	0	0	0	0
	TOTALS	1	14	938	63	10	359	24	17	1267	350

SOURCE OF DATA: A1 Submission



Illinois Community College Board
Table III-3
ANNUAL UNDUPLICATED ENROLLMENT BY ACADEMIC PROGRAM BY COLLEGE
FOR FISCAL YEAR 1997

Dist. No.	District/College	Technical Theatre/Theatre Design & Stagecraft 12 500502	Sign Language Interpreter 12 510205	Dental Assistant 12 510601	Dental Hygienist 12 510602	Dental Laboratory Assistant 12 510603	Hospital/Health Facilities Administration 12 510702	Health Unit Coordinator/Ward Clerk 12 510703	Medical Records Technology/Technician 12 510707	Medical Transcription 12 510708	Medical Assistant 12 510801
522	Belleville	0	0	0	0	0	0	19	67	0	131
503	Black Hawk	0	14	3	0	0	0	0	0	0	0
508	Chicago	(4)	(0)	(0)	(32)	(0)	(0)	(0)	(67)	(119)	(0)
	Daley	0	0	0	0	0	0	0	0	0	0
	Kennedy-King	4	0	0	32	0	0	0	0	119	0
	Malcolm X	0	0	0	0	0	0	0	0	0	0
	Olive-Harvey	0	0	0	0	0	0	0	0	0	0
	Truman	0	0	0	0	0	0	0	67	0	0
	Washington	0	0	0	0	0	0	0	0	0	0
	Wilbur Wright	0	0	0	0	0	0	0	0	0	0
507	Danville	0	0	0	0	0	0	0	0	0	0
502	DuPage	0	0	0	0	0	3	0	116	125	1
509	Elgin	0	0	63	0	0	0	0	0	26	0
512	Harper	0	142	0	160	0	0	0	0	17	54
540	Heartland	0	0	0	0	0	0	0	0	0	0
519	Highland	0	0	0	0	0	0	0	0	16	0
514	Illinois Central	0	54	36	146	0	18	0	8	37	0
529	Illinois Eastern	(0)	(0)	(0)	(0)	(0)	(0)	(0)	(0)	(5)	(0)
	Frontier	0	0	0	0	0	0	0	0	0	0
	Lincoln Trail	0	0	0	0	0	0	0	0	0	0
	Olney Central	0	0	0	0	0	0	0	0	5	0
	Wabash	0	0	0	0	0	0	0	0	0	0
513	Illinois Valley	0	0	16	0	0	0	0	0	0	0
525	Joliet	0	0	0	0	0	0	0	0	65	0
520	Kankakee	0	0	0	0	0	0	0	0	0	0
501	Kaskaskia	0	0	29	0	0	0	0	0	0	0
523	Kishwaukee	0	0	0	0	0	0	0	0	19	0
532	Lake County	0	0	0	0	0	0	0	40	18	0
517	Lake Land	0	0	0	95	0	0	0	0	0	0
536	Lewis & Clark	0	0	31	38	0	0	23	0	0	0
526	Lincoln Land	0	0	0	0	0	0	0	0	18	0
530	Logan	0	54	45	0	0	0	0	8	55	0
528	McHenry	0	0	0	0	0	0	0	0	18	0
541	Metropolitan	0	0	0	0	0	0	5	0	0	0
524	Moraine Valley	0	0	0	0	0	0	0	38	0	0
527	Morton	0	0	15	0	0	0	0	0	0	0
535	Oakton	0	0	0	0	0	0	0	61	47	0
505	Parkland	0	0	22	71	0	0	0	0	17	0
515	Prairie State	0	0	0	110	0	0	0	0	0	0
521	Rend Lake	0	0	0	0	0	0	0	11	0	0
537	Richland	0	0	0	0	0	0	0	0	0	0
511	Rock Valley	0	0	0	0	0	0	0	0	3	0
518	Sandburg	0	0	0	0	0	0	0	0	0	0
506	Sauk Valley	0	0	0	0	0	0	0	0	0	0
531	Shawnee	0	0	0	0	0	0	0	14	10	0
510	South Suburban	0	0	0	0	0	0	0	0	74	31
533	Southeastern	0	0	0	0	0	0	0	3	0	0
534	Spoon River	0	0	0	0	0	0	0	0	0	0
504	Triton	0	0	1	0	81	1	0	0	0	0
516	Waubonsee	0	167	0	0	0	0	0	0	5	0
539	Wood	0	0	0	0	0	0	0	0	11	0
	TOTALS	4	431	261	652	81	22	47	433	705	217

SOURCE OF DATA: A1 Submission



Illinois Community College Board
Table III-3
ANNUAL UNDUPLICATED ENROLLMENT BY ACADEMIC PROGRAM BY COLLEGE
FOR FISCAL YEAR 1997

Dist. No.	District/College	Occupational Therapy Assistant 12 510803	Pharmacy Technician/Assistant 12 510805	Physical Therapy Assistant 12 510806	Physician Assistant 12 510807	Veterinarian Assistant/Animal Health Technician 12 510808	Electroencephalograph Technology 12 510903	Emergency Medical Technician/Technician 12 510904	Nuclear Medical Technology/ Technician 12 510905	Medical Radiologic Technology/ Technician 12 510907	Respiratory Therapy Technician 12 510908
522	Belleville	0	0	230	0	0	0	167	0	162	68
503	Black Hawk	0	5	188	0	0	5	47	0	60	40
508	Chicago	(32)	(76)	(0)	(79)	(0)	(0)	(106)	(0)	(164)	(46)
	Daley	0	0	0	0	0	0	0	0	0	0
	Kennedy-King	0	0	0	0	0	0	0	0	0	0
	Malcolm X	0	76	0	79	0	0	104	0	87	24
	Olive-Harvey	0	0	0	0	0	0	0	0	0	22
	Truman	0	0	0	0	0	0	0	0	0	0
	Washington	0	0	0	0	0	0	0	0	0	0
	Wilbur Wright	32	0	0	0	0	0	2	0	0	0
507	Danville	0	0	0	0	0	0	0	0	77	0
502	DuPage	229	0	68	0	0	0	73	28	36	0
509	Elgin	0	0	63	0	0	0	22	0	0	0
512	Harper	0	60	0	0	0	0	0	0	0	0
540	Heartland	0	0	0	0	0	0	0	0	0	0
519	Highland	0	0	0	0	0	0	0	0	0	0
514	Illinois Central	121	0	235	0	0	0	50	0	136	111
529	Illinois Eastern	(0)	(0)	(0)	(0)	(0)	(0)	(290)	(0)	(28)	(0)
	Frontier	0	0	0	0	0	0	286	0	0	0
	Lincoln Trail	0	0	0	0	0	0	0	0	1	0
	Olney Central	0	0	0	0	0	0	2	0	27	0
	Wabash	0	0	0	0	0	0	2	0	0	0
513	Illinois Valley	0	0	0	0	0	0	0	0	0	0
525	Joliet	0	0	0	0	0	0	0	0	0	0
520	Kankakee	0	0	102	0	0	0	162	0	82	36
501	Kaskaskia	0	0	92	0	0	0	0	0	101	37
523	Kishwaukee	0	0	0	0	0	0	0	0	48	0
532	Lake County	0	0	0	0	0	0	0	0	67	0
517	Lake Land	0	0	124	0	0	0	1	0	0	0
536	Lewis & Clark	0	0	0	0	0	0	0	0	0	0
526	Lincoln Land	0	0	32	0	0	0	0	0	24	10
530	Logan	24	0	0	0	0	0	56	0	0	0
528	McHenry	0	0	0	0	0	0	109	0	0	0
541	Metropolitan	0	0	0	0	0	0	2	0	0	0
524	Moraine Valley	0	0	0	0	0	0	446	0	75	41
527	Morton	0	0	74	0	0	0	0	0	0	0
535	Oakton	0	0	106	0	0	0	0	0	0	0
505	Parkland	37	0	0	0	63	0	10	0	25	29
515	Prairie State	0	0	0	0	0	0	179	0	0	0
521	Rend Lake	11	0	0	0	0	0	42	0	0	0
537	Richland	0	0	0	0	0	0	0	0	0	0
511	Rock Valley	0	30	0	0	0	0	0	0	0	72
518	Sandburg	0	0	0	0	0	0	54	0	73	0
506	Sauk Valley	0	0	0	0	0	0	0	0	97	0
531	Shawnee	9	0	0	0	0	0	0	0	0	0
510	South Suburban	111	80	0	0	0	0	243	0	59	0
533	Southeastern	12	0	0	0	0	0	93	0	0	0
534	Spoon River	0	0	0	0	0	0	0	0	0	0
504	Triton	0	0	29	0	0	0	0	58	124	59
516	Waubonsee	0	0	0	0	0	0	0	0	0	34
539	Wood	0	0	0	0	0	0	0	0	23	0
	TOTALS	586	251	1343	79	63	5	2152	86	1611	694

SOURCE OF DATA: A1 Submission

Illinois Community College Board
 Table III-3
 ANNUAL UNDUPLICATED ENROLLMENT BY ACADEMIC PROGRAM BY COLLEGE
 FOR FISCAL YEAR 1997

Dist. No.	District/College	Surgical/Operating Room Technician 12 510909	Diagnostic Medical Sonography 12 510910	Renal Dialysis Technology/Technician 12 510911	Computerized Tomography 12 510913	Magnetic Resonance Imaging 12 510914	Medical Laboratory Technician 12 511004	Alcohol/Drug Abuse Counseling 12 511501	Psychiatric/Mental Health Services Technician 12 511502	Developmental Disabilities/Habilitation Aide 12 511504	Nursing (R.N. Training) 12 511601
522	Belleville	0	0	0	0	0	53	0	0	0	359
503	Black Hawk	0	0	0	0	0	0	0	0	0	450
508	Chicago	(0)	(0)	(44)	(0)	(0)	(103)	(241)	(26)	(0)	(955)
	Daley	0	0	0	0	0	0	0	0	0	143
	Kennedy-King	0	0	0	0	0	0	0	17	0	265
	Malcolm X	0	0	44	0	0	103	0	0	0	191
	Olive-Harvey	0	0	0	0	0	0	0	0	0	180
	Truman	0	0	0	0	0	0	0	0	0	176
	Washington	0	0	0	0	0	0	241	9	0	0
	Wilbur Wright	0	0	0	0	0	0	0	0	0	0
507	Danville	0	0	0	0	0	0	27	0	0	0
502	DuPage	28	0	0	0	0	0	234	0	0	645
509	Elgin	53	0	0	0	0	36	12	3	0	738
512	Harper	0	0	0	0	0	0	0	0	0	596
540	Heartland	0	0	0	0	0	0	0	0	0	216
519	Highland	0	0	0	0	0	0	0	0	0	166
514	Illinois Central	121	0	0	0	0	85	0	0	0	680
529	Illinois Eastern	(0)	(0)	(0)	(0)	(0)	(0)	(0)	(0)	(0)	(211)
	Frontier	0	0	0	0	0	0	0	0	0	1
	Lincoln Trail	0	0	0	0	0	0	0	0	0	0
	Olney Central	0	0	0	0	0	0	0	0	0	209
	Wabash	0	0	0	0	0	0	0	0	0	1
513	Illinois Valley	0	0	0	0	0	0	0	0	0	142
525	Joliet	0	0	0	0	0	0	0	0	0	414
520	Kankakee	0	0	0	0	0	39	0	0	0	318
501	Kaskaskia	1	0	0	0	0	0	0	0	1	329
523	Kishwaukee	0	0	0	0	0	0	0	0	0	105
532	Lake County	0	0	0	0	0	90	124	0	0	332
517	Lake Land	0	0	0	0	0	0	0	0	0	239
536	Lewis & Clark	0	0	0	0	0	34	0	0	0	228
526	Lincoln Land	0	0	0	0	0	0	0	0	0	165
530	Logan	0	0	0	0	0	15	0	0	0	82
528	McHenry	0	0	0	0	0	0	0	0	4	0
541	Metropolitan	0	0	0	0	0	0	31	0	0	2
524	Moraine Valley	0	0	0	0	0	41	204	0	0	205
527	Morton	0	0	0	0	0	0	0	0	0	123
535	Oakton	0	0	0	0	0	33	37	0	0	176
505	Parkland	16	0	0	0	0	0	0	0	0	360
515	Prairie State	47	0	0	0	0	0	81	52	0	516
521	Rend Lake	0	0	0	0	0	14	0	0	0	58
537	Richland	18	0	0	0	0	0	0	0	0	168
511	Rock Valley	0	0	0	0	0	0	0	0	0	400
518	Sandburg	0	0	0	0	0	0	0	0	0	238
506	Sauk Valley	0	0	0	0	0	33	0	0	0	152
531	Shawnee	0	0	0	0	0	5	0	0	0	56
510	South Suburban	0	22	0	0	0	0	0	2	0	269
533	Southeastern	0	0	0	0	0	8	0	37	0	97
534	Spoon River	0	0	0	0	0	0	0	0	0	61
504	Triton	74	62	0	36	57	0	130	0	0	478
516	Waubensee	0	0	0	0	0	0	25	0	0	375
539	Wood	0	0	0	0	0	10	0	0	0	62
	TOTALS	358	84	44	36	57	599	1146	120	5	11166

SOURCE OF DATA: A1 Submission



Illinois Community College Board
Table III-3
ANNUAL UNDUPLICATED ENROLLMENT BY ACADEMIC PROGRAM BY COLLEGE
FOR FISCAL YEAR 1997

Dist. No.	District/College	Practical Nurse (L.P.N., Training) 12 511613	Nurse Assistant/Aide 12 511614	Home Health Aide 12 511615	Optician/Dispensing Optician 12 511801	Ophthalmic Medical Technologist 12 511803	Medical Laboratory Aide/ Phlebotomy 12 512602	Therapeutic/Recreational Assisting 12 512604	Allied Health Course Enrollers 12 519999	Business Administration & Management, General 12 520201	Purchasing, Procurement, & Contracts Mgmt. 12 520202
522	Belleville	0	61	0	0	0	0	0	237	338	0
503	Black Hawk	118	41	0	0	0	0	0	0	178	0
508	Chicago	(820)	(317)	(0)	(0)	(0)	(0)	(0)	(0)	(192)	(0)
	Daley	0	32	0	0	0	0	0	0	58	0
	Kennedy-King	777	285	0	0	0	0	0	0	15	0
	Malcolm X	0	0	0	0	0	0	0	0	4	0
	Olive-Harvey	0	0	0	0	0	0	0	0	60	0
	Truman	0	0	0	0	0	0	0	0	18	0
	Washington	0	0	0	0	0	0	0	0	13	0
	Wilbur Wright	43	0	0	0	0	0	0	0	24	0
507	Danville	54	37	0	0	0	0	0	55	0	0
502	DuPage	9	254	0	0	0	0	0	0	343	0
509	Elgin	1	0	0	0	0	0	0	0	159	0
512	Harper	3	0	0	0	0	0	0	398	29	0
540	Heartland	52	0	0	0	0	0	0	0	0	0
519	Highland	106	38	0	0	0	0	0	0	78	0
514	Illinois Central	136	62	0	0	0	0	0	121	471	0
529	Illinois Eastern	(71)	(134)	(0)	(0)	(0)	(0)	(0)	(0)	(37)	(0)
	Frontier	0	70	0	0	0	0	0	0	0	0
	Lincoln Trail	0	26	0	0	0	0	0	0	37	0
	Olney Central	70	16	0	0	0	0	0	0	0	0
	Wabash	1	22	0	0	0	0	0	0	0	0
513	Illinois Valley	49	71	0	0	0	0	0	49	60	0
525	Joliet	0	112	0	0	0	0	0	584	0	0
520	Kankakee	169	38	0	0	0	0	0	332	195	0
501	Kaskaskia	90	37	0	0	0	0	0	1	136	0
523	Kishwaukee	0	45	0	0	0	0	0	48	33	0
532	Lake County	0	1	0	0	0	0	0	663	398	0
517	Lake Land	116	73	0	0	0	0	0	0	19	0
536	Lewis & Clark	37	136	0	0	0	0	0	134	125	0
526	Lincoln Land	0	90	0	0	0	0	0	0	203	0
530	Logan	145	61	0	0	0	0	0	1182	0	0
528	McHenry	0	98	8	9	0	0	0	86	96	0
541	Metropolitan	0	30	0	0	0	0	0	0	0	0
524	Moraine Valley	0	0	0	0	0	0	0	0	0	0
527	Morton	0	49	0	0	0	0	0	38	782	0
535	Oakton	0	10	0	0	0	0	0	0	19	0
505	Parkland	55	36	0	0	0	0	0	1	0	0
515	Prairie State	0	59	0	0	0	0	0	669	200	0
521	Rend Lake	143	120	0	0	0	0	0	0	0	0
537	Richland	0	0	0	0	0	0	0	24	87	0
511	Rock Valley	0	206	0	0	0	0	0	23	259	0
518	Sandburg	88	101	0	0	0	0	0	0	472	0
506	Sauk Valley	54	23	0	0	0	0	0	0	5	23
531	Shawnee	107	26	0	0	0	0	0	0	79	0
510	South Suburban	97	95	0	0	0	0	0	3	20	0
533	Southeastern	199	0	0	0	0	0	0	1052	0	0
534	Spoon River	67	121	0	0	0	0	0	0	87	0
504	Triton	291	185	0	0	56	0	25	2	0	0
516	Waubonsee	0	102	0	0	0	0	0	88	344	0
539	Wood	80	51	0	0	0	0	0	66	67	0
	TOTALS	3157	2920	8	9	56	137	90	5974	5626	23

SOURCE OF DATA: A1 Submission



Illinois Community College Board
 Table III-3
 ANNUAL UNDUPLICATED ENROLLMENT BY ACADEMIC PROGRAM BY COLLEGE
 FOR FISCAL YEAR 1997

Dist. No.	District/College	Logistics & Materials Management 12 520203	Office Supervision & Management 12 520204	Operations Management & Supervision 12 520205	Accounting 12 520301	Accounting Technician 12 520302	Administrative Asst./Secretarial Science, General 12 520401	Executive Assistant/Secretary 12 520402	Legal Administrative Assistant/ Secretary 12 520403	Medical Administrative Assistant/ Secretary 12 520404	Court Reporter 12 520405
522	Belleville	0	0	0	0	123	191	0	34	17	0
503	Black Hawk	0	5	0	0	163	91	0	27	44	0
508	Chicago	(10)	(0)	(0)	(0)	(745)	(77)	(0)	(1)	(70)	(0)
	Daley	10	0	0	0	181	5	0	0	70	0
	Kennedy-King	0	0	0	0	51	17	0	1	0	0
	Malcolm X	0	0	0	0	37	9	0	0	0	0
	Olive-Harvey	0	0	0	0	86	46	0	0	0	0
	Truman	0	0	0	0	121	0	0	0	0	0
	Washington	0	0	0	0	202	0	0	0	0	0
	Wilbur Wright	0	0	0	0	67	0	0	0	0	0
507	Danville	0	10	0	0	104	19	55	0	77	0
502	DuPage	0	25	0	0	477	294	0	42	0	0
509	Elgin	0	10	1	0	129	66	97	14	16	0
512	Harper	0	0	0	0	254	27	88	25	4	0
540	Heartland	9	0	0	0	0	101	0	0	0	0
519	Highland	0	1	0	0	52	79	0	0	0	0
514	Illinois Central	5	10	0	0	282	137	1	0	100	37
529	Illinois Eastern	(0)	(0)	(0)	(0)	(41)	(83)	(16)	(0)	(16)	(13)
	Frontier	0	0	0	0	6	32	1	0	1	1
	Lincoln Trail	0	0	0	0	0	13	15	0	1	0
	Olney Central	0	0	0	0	34	29	0	0	14	0
	Wabash	0	0	0	0	1	9	0	0	0	12
513	Illinois Valley	0	0	0	0	69	0	0	0	0	0
525	Joliet	0	0	36	0	138	177	0	17	0	0
520	Kankakee	0	0	0	0	149	125	0	47	37	0
501	Kaskaskia	0	4	0	0	84	4	87	0	0	0
523	Kishwaukee	3	0	8	0	17	54	0	0	0	0
532	Lake County	0	0	0	2	293	188	0	0	0	0
517	Lake Land	0	4	0	0	117	55	0	15	34	0
536	Lewis & Clark	0	0	0	0	93	78	0	39	74	1
526	Lincoln Land	0	11	0	0	80	51	22	0	24	0
530	Logan	0	17	0	0	119	0	21	23	35	0
528	McHenry	0	0	82	0	136	99	0	4	0	0
541	Metropolitan	0	0	0	0	0	35	0	0	0	0
524	Moraine Valley	0	0	3	0	9	585	4	6	0	0
527	Morton	0	0	0	0	10	22	0	7	3	0
535	Oakton	23	7	91	0	361	257	58	0	0	0
505	Parkland	10	0	0	0	208	14	49	46	36	0
515	Prairie State	14	0	105	0	33	132	0	20	0	0
521	Rend Lake	0	0	0	0	16	53	0	20	32	0
537	Richland	1	0	0	0	2	220	0	0	1	0
511	Rock Valley	59	0	0	0	242	146	0	28	42	0
518	Sandburg	0	0	0	0	93	80	0	12	21	0
506	Sauk Valley	0	0	0	0	77	36	0	22	19	0
531	Shawnee	0	0	0	0	55	8	11	15	50	0
510	South Suburban	5	84	0	0	149	22	95	0	2	181
533	Southeastern	0	0	0	0	0	41	0	1	0	0
534	Spoon River	0	0	0	0	1	120	0	0	0	0
504	Triton	0	0	16	0	164	88	138	7	0	218
516	Waubonsee	63	0	17	0	200	85	42	18	26	0
539	Wood	0	0	0	0	41	52	18	8	16	0
TOTALS		202	188	359	2	5326	3992	802	498	796	450

SOURCE OF DATA: A1 Submission



Illinois Community College Board
Table III-3
ANNUAL UNDUPLICATED ENROLLMENT BY ACADEMIC PROGRAM BY COLLEGE
FOR FISCAL YEAR 1997

Dist. No.	District/College	Information Processing/Data Entry Technician 12 520407	General Office/Clerical & Typing Services 12 520408	Enterprise Mgmt. & Operation, General 12 520701	Banking & Financial Support Services 12 520803	Investments & Securities 12 520807	Hospitality/Administration Management 12 520901	Hotel/Motel & Restaurant Management 12 520902	Human Resources Management 12 521001	Labor/Personnel Relations & Studies 12 521002
522	Belleville	640	24	59	39	0	0	0	0	0
503	Black Hawk	152	0	2	93	0	0	21	0	1
508	Chicago	(340)	(113)	(0)	(21)	(0)	(0)	(20)	(0)	(0)
	Daley	268	0	0	0	0	0	0	0	0
	Kennedy-King	71	76	0	0	0	0	0	0	0
	Malcolm X	0	0	0	0	0	0	0	0	0
	Olive-Harvey	0	0	0	0	0	0	0	0	0
	Truman	1	0	0	0	0	0	0	0	0
	Washington	0	0	0	21	0	0	20	0	0
	Wilbur Wright	0	37	0	0	0	0	0	0	0
507	Danville	35	3	0	0	0	0	0	0	0
502	DuPage	0	0	0	0	0	0	106	0	0
509	Elgin	6	1	0	0	0	0	0	0	0
512	Harper	1	15	15	52	0	0	4	0	0
540	Heartland	50	0	25	0	0	0	0	0	0
519	Highland	0	11	0	0	0	0	0	25	0
514	Illinois Central	205	38	0	60	0	0	0	0	0
529	Illinois Eastern	(233)	(0)	(0)	(5)	(0)	(0)	(0)	(0)	(0)
	Frontier	70	0	0	0	0	0	0	0	0
	Lincoln Trail	78	0	0	5	0	0	0	0	0
	Olney Central	57	0	0	0	0	0	0	0	0
	Wabash	28	0	0	0	0	0	0	0	0
513	Illinois Valley	80	20	0	0	0	0	0	0	0
525	Joliet	379	3	0	0	0	0	0	18	0
520	Kankakee	58	5	0	0	0	0	0	0	0
501	Kaskaskia	0	8	0	1	0	0	0	0	0
523	Kishwaukee	7	18	0	0	0	0	0	0	0
532	Lake County	94	0	0	0	0	0	0	0	0
517	Lake Land	93	33	0	0	0	0	0	0	0
536	Lewis & Clark	0	26	1	10	0	0	13	0	0
526	Lincoln Land	70	11	0	0	0	0	23	0	0
530	Logan	0	14	0	22	0	0	0	0	0
528	McHenry	60	0	11	0	0	0	0	0	0
541	Metropolitan	14	0	19	0	0	0	1	0	0
524	Moraine Valley	0	6	9	23	0	0	0	8	0
527	Morton	16	0	0	2	0	0	0	0	0
535	Oakton	0	0	0	39	19	0	142	5	0
505	Parkland	33	0	16	28	0	0	30	0	0
515	Prairie State	147	0	36	16	0	0	2	0	0
521	Rend Lake	27	0	15	0	0	0	0	0	0
537	Richland	152	0	0	0	0	0	0	0	0
511	Rock Valley	41	0	55	51	0	0	4	0	0
518	Sandburg	32	19	0	0	0	0	0	26	0
506	Sauk Valley	30	6	0	8	0	0	0	0	0
531	Shawnee	5	2	0	0	0	0	2	0	0
510	South Suburban	7	6	63	43	0	0	0	0	0
533	Southeastern	46	18	0	0	0	0	0	0	0
534	Spoon River	0	17	0	2	0	0	0	0	0
504	Triton	6	3	9	0	0	0	74	0	0
516	Waubonsee	124	26	60	58	0	2	0	0	0
539	Wood	10	31	0	0	0	0	0	0	0
	TOTALS	3193	477	395	573	19	2	442	82	1

SOURCE OF DATA: A1 Submission

Illinois Community College Board
 Table III-3
 ANNUAL UNDUPLICATED ENROLLMENT BY ACADEMIC PROGRAM BY COLLEGE
 FOR FISCAL YEAR 1997

Dist. No.	District/College	International Business 12 521101	MIS/Business Data Processing 12 521201	Business Computer Programming/Programmer 12 521202	Business Systems Networking & Telecommunications 12 521204	Business Computer Facilities Operator 12 521205	Business Marketing/Marketing Management 12 521401	International Business Marketing 12 521403	Real Estate 12 521501	Business Mgmt. & Administrative Services Course Enrollers 12 529999
522	Belleville	0	0	134	0	2	0	0	17	1435
503	Black Hawk	0	0	201	0	2	0	0	0	0
508	Chicago	(0)	(0)	(1127)	(0)	(0)	(0)	(0)	(1)	(2058)
	Daley	0	0	245	0	0	0	0	0	79
	Kennedy-King	0	0	235	0	0	0	0	1	462
	Malcolm X	0	0	63	0	0	0	0	0	75
	Olive-Harvey	0	0	161	0	0	0	0	0	111
	Truman	0	0	229	0	0	0	0	0	75
	Washington	0	0	154	0	0	0	0	0	1127
	Wilbur Wright	0	0	40	0	0	0	0	0	129
507	Danville	0	0	189	0	60	0	0	23	95
502	DuPage	0	0	646	0	22	0	0	106	0
509	Elgin	0	0	535	14	9	0	0	181	0
512	Harper	28	0	558	0	10	0	0	32	1559
540	Heartland	0	178	41	0	0	0	0	0	0
519	Highland	0	0	24	0	0	0	0	0	104
514	Illinois Central	0	0	383	0	3	0	0	40	547
529	Illinois Eastern	(0)	(0)	(16)	(0)	(0)	(0)	(0)	(0)	(218)
	Frontier	0	0	0	0	0	0	0	0	153
	Lincoln Trail	0	0	16	0	0	0	0	0	4
	Olney Central	0	0	0	0	0	0	0	0	58
	Wabash	0	0	0	0	0	0	0	0	3
513	Illinois Valley	0	0	31	5	1	0	0	0	1068
525	Joliet	0	0	147	0	0	0	0	38	1007
520	Kankakee	0	0	141	0	0	0	0	0	266
501	Kaskaskia	0	0	70	0	0	0	0	0	52
523	Kishwaukee	0	0	4	0	0	0	0	8	222
532	Lake County	0	0	357	41	0	0	0	50	1332
517	Lake Land	0	0	116	0	32	0	0	0	0
536	Lewis & Clark	0	0	119	0	0	0	0	0	788
526	Lincoln Land	0	0	212	14	0	0	0	21	0
530	Logan	0	0	167	0	0	0	0	105	71
528	McHenry	3	0	273	0	0	0	0	59	928
541	Metropolitan	0	0	9	0	13	0	0	0	0
524	Moraine Valley	0	0	557	24	0	0	0	0	441
527	Morton	0	0	17	0	0	0	0	1	0
535	Oakton	0	0	762	91	0	116	8	153	71
505	Parkland	6	17	237	138	0	0	0	13	972
515	Prairie State	0	0	277	0	106	0	0	52	0
521	Rend Lake	0	0	0	0	0	0	0	0	101
537	Richland	0	0	70	0	0	0	0	20	101
511	Rock Valley	16	0	525	0	0	0	0	2	0
518	Sandburg	0	0	81	0	0	0	0	10	0
506	Sauk Valley	0	0	69	0	11	0	0	2	0
531	Shawnee	0	0	91	0	0	0	0	0	0
510	South Suburban	0	0	230	0	0	0	0	10	36
533	Southeastern	0	0	63	0	0	0	0	76	0
534	Spoon River	0	0	45	0	0	0	0	0	100
504	Triton	0	0	255	0	29	0	0	49	1026
516	Waubonsee	0	0	107	1	0	0	0	54	713
539	Wood	0	0	0	0	0	0	0	0	43
	TOTALS	53	195	8886	328	300	116	8	1123	15354

SOURCE OF DATA: A1 Submission



Illinois Community College Board
 Table III-3
 ANNUAL UNDUPLICATED ENROLLMENT BY ACADEMIC PROGRAM BY COLLEGE
 FOR FISCAL YEAR 1997

Dist. No.	District/College	General Studies	Vocational Skills	Adult Basic Education	Adult Secondary Education	English as a Second Language	Total
522	Belleville	0	119	1942	328	0	21784
503	Black Hawk	294	1849	2060	1036	0	14421
508	Chicago	(11983)	(3401)	(27406)	(5994)	(47660)	(151256)
	Daley	953	139	1246	195	7284	17335
	Kennedy-King	1520	85	4693	1189	2128	15474
	Malcolm X	1321	103	11123	1769	5857	25205
	Olive-Harvey	1582	506	3887	1366	2229	14962
	Truman	1567	274	2814	314	22668	35724
	Washington	3924	352	173	114	133	18923
	Wilbur Wright	1116	1942	3470	1047	7361	23633
507	Danville	0	283	270	156	0	4412
502	DuPage	13141	6292	1060	927	3845	53188
509	Elgin	0	1969	2487	220	0	16044
512	Harper	480	107	3814	3	0	26544
540	Heartland	0	686	64	82	0	5750
519	Highland	683	3284	343	288	71	7479
514	Illinois Central	423	29	388	3	0	19211
529	Illinois Eastern	(11)	(5223)	(334)	(204)	(0)	(26727)
	Frontier	2	4619	176	104	0	7360
	Lincoln Trail	0	65	85	42	0	2015
	Olney Central	1	73	67	29	0	2031
	Wabash	8	466	6	29	0	15321
513	Illinois Valley	190	0	497	270	0	6669
525	Joliet	271	132	1329	315	0	16823
520	Kankakee	870	1601	896	461	260	9652
501	Kaskaskia	458	75	35	278	2	5384
523	Kishwaukee	216	9	246	323	319	5248
532	Lake County	418	382	33	243	683	23803
517	Lake Land	0	2406	410	233	0	9347
536	Lewis & Clark	186	585	278	332	16	9431
526	Lincoln Land	408	299	0	2	0	20541
530	Logan	0	720	220	390	0	9816
528	McHenry	0	61	269	282	1147	9843
541	Metropolitan	47	242	214	3	0	1364
524	Moraine Valley	0	1202	416	1172	1416	22348
527	Morton	61	228	621	58	2005	6820
535	Oakton	20	3894	3423	337	4	25598
505	Parkland	0	439	366	381	47	14084
515	Prairie State	296	571	1057	650	0	11291
521	Rend Lake	0	4408	15	398	0	9335
537	Richland	23	0	457	130	0	5787
511	Rock Valley	74	3879	101	0	0	13916
518	Sandburg	10	1870	108	395	21	5982
506	Sauk Valley	9	909	51	167	0	4717
531	Shawnee	243	607	64	347	0	3851
510	South Suburban	8	3334	643	703	855	15281
533	Southeastern	1264	974	263	468	0	6264
534	Spoon River	0	305	418	322	1	4069
504	Triton	0	14925	2262	1439	47	37111
516	Waubonsee	746	263	2254	630	0	12209
539	Wood	0	17	93	345	17	3914
	TOTALS	32833	67579	57207	20315	58416	677314

SOURCE OF DATA: A1 Submission

Illinois Community College Board
Table III-4
SUMMARY OF ANNUAL UNDUPLICATED HEADCOUNT ENROLLMENT BY AGE
FOR FISCAL YEAR 1997

Dist. No.	District/College	Mean Age	Median Age	16 & Under	17-20	21-24	25-30	31-39	40-55	Over 55	Unknown
522	Belleville	30.99	27.17	47	4951	4293	3437	4153	4056	779	68
503	Black Hawk	31.37	26.58	64	3681	2667	2334	2395	2266	839	175
508	Chicago	(31.13)	(27.57)	(326)	(26302)	(31042)	(32351)	(30178)	(23492)	(7465)	(100)
	Daley	29.81	26.58	18	3426	3982	3743	3305	2424	428	9
	Kennedy-King	30.75	27.00	70	3328	3049	3077	3005	2215	721	9
	Malcolm X	30.79	28.00	53	4403	5044	5426	5675	3781	807	16
	Olive-Harvey	29.70	25.42	71	3924	3198	2621	2367	2182	581	18
	Truman	33.91	29.50	66	4442	6778	8188	7175	5544	3520	11
	Washington	33.22	30.42	11	1862	3252	4662	4394	3932	792	18
	Wilbur Wright	29.71	26.08	37	4917	5739	4634	4257	3414	616	19
507	Danville	30.30	25.75	5	1207	790	576	674	800	136	224
502	DuPage	32.68	27.63	93	11099	10815	8655	8733	9677	3828	288
509	Elgin	29.82	26.33	216	3869	3179	2722	2942	2556	441	119
512	Harper	29.48	25.67	25	6185	6255	5011	4455	3910	645	58
540	Heartland	28.40	24.00	12	1388	1687	928	878	736	114	7
519	Highland	36.33	35.08	19	1311	833	886	1516	2140	694	80
514	Illinois Central	29.91	25.58	57	4991	4146	3017	3087	3244	585	84
529	Illinois Eastern	(35.07)	(32.21)	(998)	(3248)	(1859)	(2598)	(5145)	(9782)	(2978)	(119)
	Frontier	34.38	32.17	917	1325	481	750	1248	1765	783	91
	Lincoln Trail	33.32	28.58	25	505	278	282	360	377	185	3
	Olney Central	30.17	25.25	14	623	363	274	333	337	86	1
	Wabash	42.40	42.83	42	795	737	1292	3204	7303	1924	24
513	Illinois Valley	30.80	26.25	25	1955	1102	841	1090	1280	268	108
525	Joliet	30.11	25.83	53	4759	3188	2325	2923	3134	438	3
520	Kankakee	30.92	26.75	253	2452	1470	1335	1567	1842	446	287
501	Kaskaskia	29.61	25.67	17	1579	927	772	976	920	121	72
523	Kishwaukee	28.36	24.08	19	1313	1500	861	779	650	119	7
532	Lake County	30.67	27.33	29	5128	4816	4303	4762	4060	705	0
517	Lake Land	30.25	26.50	31	2471	1756	1397	1741	1709	242	0
536	Lewis & Clark	29.18	24.42	123	2902	1621	1277	1433	1353	312	410
526	Lincoln Land	32.23	29.25	7	2873	2545	2408	2976	3172	557	6003
530	Logan	31.37	26.08	50	2068	2401	1519	1408	1817	536	17
528	McHenry	30.39	26.58	45	2474	1908	1501	1777	1830	273	35
524	Moraine Valley	28.75	25.33	7	323	318	294	208	182	25	7
527	Morton	27.92	23.58	30	6659	5473	3319	3250	2790	316	511
535	Oakton	30.26	26.75	13	1396	1540	1315	1309	995	227	25
505	Parkland	33.66	29.25	25	4567	5070	4005	4207	5745	1976	3
515	Prairie State	28.79	24.17	49	3610	3778	2255	2101	1904	355	32
521	Rend Lake	31.92	27.67	39	2603	2064	1593	2042	2129	611	210
537	Richland	36.90	36.50	32	1378	903	1187	1939	3040	792	64
511	Rock Valley	30.27	26.33	15	1560	1060	876	1001	1066	154	55
518	Sandburg	31.85	28.50	33	2926	2488	2305	2729	2914	521	0
506	Sauk Valley	32.95	29.08	30	1350	960	807	1059	1240	410	126
531	Shawnee	31.94	27.33	18	1230	809	612	805	966	264	13
510	South Suburban	31.73	27.17	41	1058	614	475	654	796	213	0
533	Southeastern	31.78	28.25	58	3208	2695	2238	2692	3171	620	599
534	Spoon River	31.22	28.25	84	1346	1006	1124	1281	1121	238	64
601	State Community	29.48	24.00	12	1118	1017	543	592	552	174	61
504	Triton	31.75	28.58	144	5065	4717	4857	5164	5247	1043	10874
516	Waubensee	29.70	25.58	118	3093	2616	2017	2072	1945	346	2
539	Wood	<u>30.55</u>	<u>26.00</u>	<u>3</u>	<u>1102</u>	<u>734</u>	<u>564</u>	<u>683</u>	<u>665</u>	<u>163</u>	<u>0</u>
	TOTALS/AVERAGE	31.47	27.50	3265	141798	128662	111440	119376	120894	30969	20910

SOURCE OF DATA: A1 Submission

Illinois Community College Board
Table III-5
SUMMARY OF ANNUAL UNDUPLICATED HEADCOUNT ENROLLMENT BY ETHNIC ORIGIN
FOR FISCAL YEAR 1997

Dist. No.	District/College	Asian or Pacific Islander	American Indian or Alaskan	Black Non- Hispanic	Hispanic	White Non- Hispanic	Non- Resident Alien	All Other or No Indication	Total
522	Belleville	458	184	2,242	405	18,407	88	0	21,784
503	Black Hawk	179	57	1,311	1,490	11,384	0	0	14,421
508	Chicago	(10,654)	(850)	(57,169)	(51,117)	(29,702)	(0)	(1,764)	(151,256)
	Daley	281	50	3,056	10,146	3,577	0	225	17,335
	Kennedy-King	421	92	12,463	1,962	491	0	45	15,474
	Malcolm X	1,246	158	15,227	6,755	1,619	0	200	25,205
	Olive-Harvey	95	94	11,413	3,008	306	0	46	14,962
	Truman	4,477	179	4,332	16,753	9,442	0	541	35,724
	Washington	2,585	171	8,358	2,806	4,486	0	517	18,923
	Wilbur Wright	1,549	106	2,320	9,687	9,781	0	190	23,633
507	Danville	36	6	397	72	3,901	0	0	4,412
502	DuPage	5,390	78	1,611	4,341	40,090	8	1,670	53,188
509	Elgin	645	32	582	3,351	11,403	31	0	16,044
512	Harper	2,182	54	795	4,024	18,718	771	0	26,544
540	Heartland	129	35	511	100	4,965	9	1	5,750
519	Highland	71	14	437	103	6,846	8	0	7,479
514	Illinois Central	310	54	1,634	316	16,888	9	0	19,211
529	Illinois Eastern	(96)	(34)	(403)	(193)	(25,884)	(21)	(96)	(26,727)
	Frontier	13	6	0	9	7,327	1	4	7,360
	Lincoln Trail	6	2	241	48	1,703	3	12	2,015
	Olney Central	12	3	14	4	1,983	14	1	2,031
	Wabash	65	23	148	132	14,871	3	79	15,321
513	Illinois Valley	76	16	189	457	5,931	0	0	6,669
525	Joliet	270	47	1,440	1,321	13,733	12	0	16,823
520	Kankakee	59	22	1,218	364	7,980	9	0	9,652
501	Kaskaskia	35	21	453	98	4,771	6	0	5,384
523	Kishwaukee	173	26	457	628	3,948	16	0	5,248
532	Lake County	1,000	102	2,017	3,156	16,172	1,356	0	23,803
517	Lake Land	69	35	640	146	8,440	17	0	9,347
536	Lewis & Clark	52	28	571	62	8,692	26	0	9,431
526	Lincoln Land	166	48	1,201	157	18,938	31	0	20,541
530	Logan	216	40	748	128	8,671	13	0	9,816
528	McHenry	110	9	21	1,310	8,360	33	0	9,843
524	Moraine Valley	5	3	1,327	3	26	0	0	1,364
527	Morton	327	144	1,015	1,150	18,460	1,252	0	22,348
535	Oakton	132	6	58	3,642	2,871	111	0	6,820
505	Parkland	3,559	77	928	1,570	19,464	0	0	25,598
515	Prairie State	584	51	1,755	358	10,715	621	0	14,084
521	Rend Lake	106	23	2,540	780	4,758	18	3,066	11,291
537	Richland	55	18	289	151	8,814	8	0	9,335
511	Rock Valley	69	17	750	87	4,862	2	0	5,787
518	Sandburg	329	56	937	858	11,700	36	0	13,916
506	Sauk Valley	21	15	414	168	5,341	23	0	5,982
531	Shawnee	38	20	54	280	4,325	0	0	4,717
510	South Suburban	34	10	487	39	3,281	0	0	3,851
533	Southeastern	147	52	5,243	1,391	8,349	99	0	15,281
534	Spoon River	20	19	1,524	244	4,418	2	37	6,264
601	State Community	79	15	219	42	3,684	30	0	4,069
504	Triton	1,209	97	5,355	4,471	25,930	49	0	37,111
516	Waubonsee	126	90	669	3,250	8,073	1	0	12,209
539	Wood	<u>35</u>	<u>6</u>	<u>117</u>	<u>28</u>	<u>3,708</u>	<u>20</u>	<u>0</u>	<u>3,914</u>
TOTALS		29,251	2,511	99,728	91,851	442,603	4,736	6,634	677,314

SOURCE OF DATA: Annual Enrollment & Completion Data (A1)

Illinois Community College Board
Table III-6
HIGHEST DEGREE PREVIOUSLY EARNED FOR FISCAL YEAR 1997
ILLINOIS PUBLIC COMMUNITY COLLEGE STUDENTS

Dist. No.	District	GED	High School Diploma	Some College	Certificate	Assoc Degree	Bach Degree	Masters Degree	1st Prof* Degree	Doctoral Degree	Unknown/ Other	Total
522	Belleville	1024	10835	3077	872	1411	1090	364	27	39	3045	21,784
503	Black Hawk	1234	6426	1162	380	443	667	194	10	21	3884	14,421
508	Chicago	(5,918)	(54,916)	(0)	(0)	(81)	(430)	(139)	(1)	(7)	(89,764)	(151,256)
	Daley	804	6481	0	0	7	98	75	1	3	9866	17,335
	Kennedy-King	987	4657	0	0	2	30	9	0	0	9789	15,474
	Malcolm X	691	4280	0	0	19	68	5	0	1	20141	25,205
	Olive-Harvey	633	4907	0	0	5	7	2	0	0	9408	14,962
	Truman	874	11304	0	0	3	17	5	0	0	23521	35,724
	Washington	1004	11106	0	0	39	170	37	0	3	6564	18,923
	Wright	925	12181	0	0	6	40	6	0	0	10475	23,633
507	Danville	372	2493	0	88	159	123	31	5	4	1137	4,412
502	DuPage	767	25516	8111	146	1784	7087	2249	129	304	7095	53,188
509	Elgin	290	5386	3199	229	913	195	31	3	4	5794	16,044
512	Harper	0	14825	0	59	318	1457	165	0	32	9688	26,544
540	Heartland	317	3797	0	47	522	355	73	0	9	630	5,750
519	Highland	275	4351	456	132	381	599	165	8	21	1091	7,479
514	Illinois Central	1000	9708	3288	530	1990	1028	289	3	34	1341	19,211
529	Illinois Eastern	(1,233)	(12,651)	(0)	(530)	(915)	(393)	(80)	(10)	(5)	(10,910)	(26,727)
	Frontier	137	1210	0	52	125	17	4	0	1	5814	7,360
	Lincoln Trail	58	788	0	7	18	5	1	0	0	1138	2,015
	Olney Central	116	920	0	13	43	5	2	0	1	931	2,031
	Wabash Valley	922	9733	0	458	729	366	73	10	3	3027	15,321
513	Illinois Valley	1	2	0	229	219	258	89	14	11	5846	6,669
525	Joliet	350	10437	0	0	48	78	6	0	1	5903	16,823
520	Kankakee	452	4035	2	388	379	320	114	3	18	3941	9,652
501	Kaskaskia	0	0	0	0	0	0	0	0	0	5384	5,384
523	Kishwaukee	91	586	2845	138	288	166	23	3	6	1102	5,248
532	Lake County	830	15331	0	824	496	1645	484	129	80	3984	23,803
517	Lake Land	897	4879	0	681	1303	577	117	10	9	874	9,347
536	Lewis & Clark	290	2753	2621	234	366	225	68	3	10	2861	9,431
526	Lincoln Land	751	10071	8324	45	690	220	44	1	11	384	20,541
530	Logan	1	5334	2529	121	385	7	0	0	0	1439	9,816
528	McHenry	201	3608	1402	497	1069	529	127	6	18	2386	9,843
541	Metropolitan	0	418	0	0	0	0	0	0	0	946	1,364
524	Moraine Valley	549	11057	3878	276	460	664	137	19	55	5253	22,348
527	Morton	200	1794	323	66	118	133	43	5	3	4135	6,820
535	Oakton	286	8017	6059	384	495	2329	729	0	103	7196	25,598
505	Parkland	762	8721	0	216	546	922	264	17	52	2584	14,084
515	Prairie State	280	3065	1459	217	162	333	123	5	13	5634	11,291
521	Rend Lake	750	4955	180	250	534	760	260	24	54	1568	9,335
537	Richland	608	3688	0	12	53	16	5	0	0	1405	5,787
511	Rock Valley	526	6117	2011	302	637	472	96	2	10	3743	13,916
518	Sandburg	35	2645	3	274	412	25	4	1	0	2583	5,982
506	Sauk Valley	193	2922	250	281	517	114	49	8	12	371	4,717
531	Shawnee	326	2393	91	61	95	130	76	3	10	666	3,851
510	South Suburban	25	5341	1724	400	899	202	29	0	1	6660	15,281
533	Southeastern	1126	2150	359	164	183	172	63	6	6	2035	6,264
534	Spoon River	285	2365	148	71	71	76	25	8	4	1016	4,069
504	Triton	689	11034	0	880	1702	0	0	0	0	22806	37,111
516	Waubensee	490	6492	0	296	561	686	198	18	19	3449	12,209
539	Wood	172	1592	1034	187	134	208	56	4	7	520	3,914
TOTALS		23,596	292,706	54,535	10,507	21,739	24,691	7,009	485	993	241,053	677,314

*Dental, Law, Medical, Pharmacy, Theology, Veterinary, etc.

SOURCE OF DATA: A1 Submission

Illinois Community College Board
Table III-7
SUMMARY OF TRANSFER AND GENERAL STUDIES DEGREES AND CERTIFICATES
AWARDED IN FISCAL YEAR 1997

Dist. No.	District/College	Associate in Arts	Associate in Science	Associate in Arts and Science	Associate in Engineering Science	Associate in Fine Arts	Associate in Liberal Studies & General Ed	Gen Studies Certificates	Grand Total Graduates in Transfer and General Studies Areas
522	Belleville	416	307	0	0	0	0	0	723
503	Black Hawk	261	81	0	0	0	25	0	367
508	Chicago	(832)	(499)	(0)	(0)	(0)	(198)	(4)	(1,533)
	Daley	166	64	0	0	0	1	0	231
	Kennedy-King	78	29	0	0	0	11	4	122
	Malcolm X	59	67	0	0	0	9	0	135
	Olive-Harvey	139	39	0	0	0	14	0	192
	Truman	56	216	0	0	0	39	0	311
	Washington	136	24	0	0	0	79	0	239
	Wilbur Wright	198	60	0	0	0	45	0	303
507	Danville	41	50	0	0	0	0	0	91
502	DuPage	807	186	0	9	0	70	0	1,072
509	Elgin	231	234	0	0	0	2	0	467
512	Harper	601	176	0	0	0	0	0	777
540	Heartland	208	46	0	0	0	0	0	254
519	Highland	54	115	0	0	0	5	0	174
514	Illinois Central	0	0	466	8	0	74	0	548
529	Illinois Eastern	(37)	(332)	(0)	(0)	(0)	(33)	(0)	(402)
	Frontier	3	45	0	0	0	2	0	50
	Lincoln Trail	18	78	0	0	0	7	0	103
	Olney Central	9	133	0	0	0	6	0	148
	Wabash	7	76	0	0	0	18	0	101
513	Illinois Valley	147	90	0	3	0	49	0	289
525	Joliet	293	97	0	0	0	17	0	407
520	Kankakee	45	45	0	0	0	31	0	121
501	Kaskaskia	171	25	0	0	0	16	0	212
523	Kishwaukee	73	170	0	0	0	0	0	243
532	Lake County	364	134	0	0	0	0	0	498
517	Lake Land	99	185	0	0	0	10	0	294
536	Lewis & Clark	14	208	0	0	0	2	0	224
526	Lincoln Land	386	102	0	0	1	0	0	489
530	Logan	179	117	0	0	0	0	0	296
528	McHenry	21	225	0	0	0	21	0	267
541	Metropolitan	24	12	0	0	0	0	1	37
524	Moraine Valley	396	272	0	0	0	0	0	668
527	Morton	92	25	0	0	0	50	0	167
535	Oakton	177	7	0	10	0	0	0	194
505	Parkland	198	144	0	0	0	11	0	353
515	Prairie State	151	37	0	0	0	14	0	202
521	Rend Lake	145	68	0	0	0	0	0	213
537	Richland	83	76	0	1	0	4	0	164
511	Rock Valley	386	86	0	0	0	4	0	476
518	Sandburg	65	62	0	0	0	20	0	147
506	Sauk Valley	68	75	0	0	0	10	0	153
531	Shawnee	104	38	0	0	0	9	0	151
510	South Suburban	96	95	0	0	0	0	0	191
533	Southeastern	76	54	0	0	0	0	0	130
534	Spoon River	97	49	0	0	0	20	0	166
504	Triton	135	107	0	0	0	23	0	265
516	Waubonsee	69	240	0	0	0	14	1	324
539	Wood	34	43	0	0	0	2	0	79
	TOTALS	7,676	4,914	466	31	1	734	6	13,828

SOURCE OF DATA: A1 Submission

Illinois Community College Board
Table III-8
SUMMARY OF OCCUPATIONAL DEGREES AND CERTIFICATES AWARDED
IN FISCAL YEAR 1997

Dist. No.	District/College	Associate in Applied Science	Certificates of One Year or More	Certificates of Less Than One Year	Vocational Skills Certificates	Total
522	Belleville	473	224	327	0	1,024
503	Black Hawk	280	147	63	0	490
508	Chicago	(978)	(736)	(1,684)	(56)	(3,454)
	Daley	134	122	75	1	332
	Kennedy-King	149	191	153	0	493
	Malcolm X	202	72	172	0	446
	Olive-Harvey	100	35	76	0	211
	Truman	141	205	128	53	527
	Washington	104	69	995	0	1,168
	Wilbur Wright	148	42	85	2	277
507	Danville	112	5	23	0	140
502	DuPage	525	248	397	0	1,170
509	Elgin	224	156	174	0	554
512	Harper	321	67	325	0	713
540	Heartland	37	17	0	0	54
519	Highland	62	25	13	1	101
514	Illinois Central	363	143	91	0	597
529	Illinois Eastern	(371)	(179)	(156)	(0)	(706)
	Frontier	20	14	73	0	107
	Lincoln Trail	67	67	31	0	165
	Olney Central	165	82	29	0	276
	Wabash	119	16	23	0	158
513	Illinois Valley	127	72	187	0	386
525	Joliet	349	34	45	0	428
520	Kankakee	201	47	1	0	249
501	Kaskaskia	196	165	10	0	371
523	Kishwaukee	121	29	100	0	250
532	Lake County	288	68	103	0	459
517	Lake Land	295	172	152	0	619
536	Lewis & Clark	199	84	134	0	417
526	Lincoln Land	290	88	203	0	581
530	Logan	207	148	5	0	360
528	McHenry	56	57	170	0	283
541	Metropolitan	21	10	12	9	52
524	Moraine Valley	279	71	116	0	466
527	Morton	101	50	32	1	184
535	Oakton	187	42	135	0	364
505	Parkland	446	88	56	0	590
515	Prairie State	164	62	31	0	257
521	Rend Lake	165	130	155	0	450
537	Richland	122	24	8	0	154
511	Rock Valley	187	41	285	2	515
518	Sandburg	123	124	47	0	294
506	Sauk Valley	102	31	60	0	193
531	Shawnee	80	79	0	0	159
510	South Suburban	275	79	74	0	428
533	Southeastern	125	149	101	0	375
534	Spoon River	67	36	4	0	107
504	Triton	445	262	130	2	839
516	Waubonsee	130	48	305	0	483
539	Wood	<u>94</u>	<u>57</u>	<u>87</u>	<u>11</u>	<u>249</u>
	TOTALS	9,188	4,294	6,001	82	19,565

SOURCE OF DATA: A1 Submission

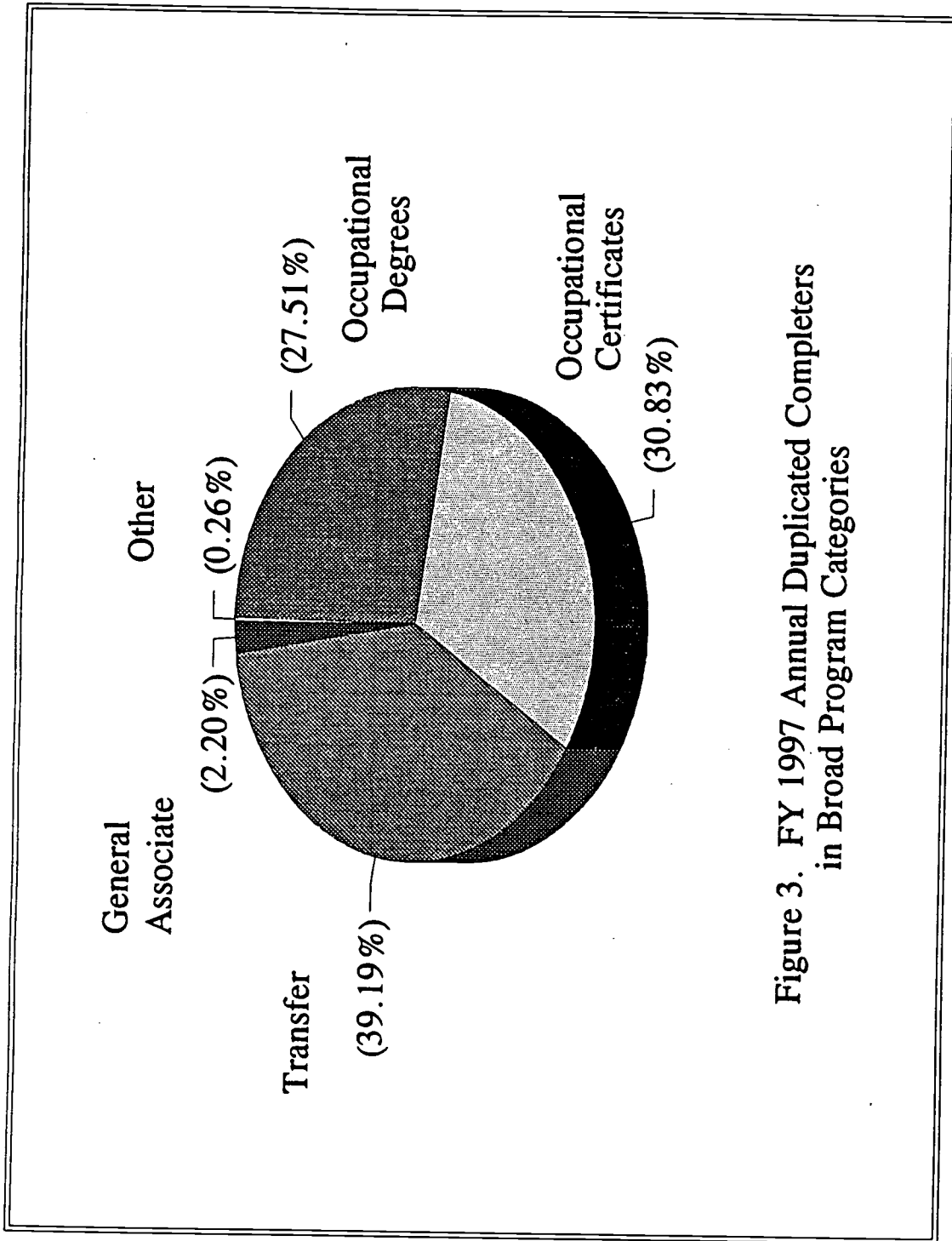


Figure 3. FY 1997 Annual Duplicated Completers in Broad Program Categories

73

72

Illinois Community College Board
Table III-9
ANNUAL DUPLICATED COMPLETERS BY ACADEMIC PROGRAM BY COLLEGE
FOR FISCAL YEAR 1997

Dist. No.	District/College	Associate in General Studies	Associate in Arts	Associate in Science	Associate in Arts & Science	Associate in Engineering Science	Agricultural Business & Mgmt., General 12 010101	Agricultural Mechanics, General 12 010201	Agricultural Production, General 12 010301	Animal Production 12 010302	Agricultural Supplies 12 010501
522	Belleville	0	416	307	0	0	0	0	0	0	0
503	Black Hawk	25	261	81	0	0	0	14	0	16	38
508	Chicago	(198)	(832)	(499)	(0)	(0)	(0)	(0)	(0)	(0)	(0)
	Daley	1	166	64	0	0	0	0	0	0	0
	Kennedy-King	11	78	29	0	0	0	0	0	0	0
	Malcolm X	9	59	67	0	0	0	0	0	0	0
	Olive-Harvey	14	139	39	0	0	0	0	0	0	0
	Truman	39	56	216	0	0	0	0	0	0	0
	Washington	79	136	24	0	0	0	0	0	0	0
	Wilbur Wright	45	198	60	0	0	0	0	0	0	0
507	Danville	0	41	50	0	0	0	1	0	0	0
502	DuPage	70	807	186	0	9	0	0	0	0	0
509	Elgin	2	231	234	0	0	0	0	0	0	0
512	Harper	0	601	176	0	0	0	0	0	0	0
540	Heartland	0	208	46	0	0	0	0	0	0	0
519	Highland	5	54	115	0	0	0	2	0	2	0
514	Illinois Central	74	0	0	466	8	0	5	8	0	0
529	Illinois Eastern	(33)	(37)	(332)	(0)	(0)	(0)	(18)	(0)	(10)	(0)
	Frontier	2	3	45	0	0	0	0	0	0	0
	Lincoln Trail	7	18	78	0	0	0	0	0	0	0
	Olney Central	6	9	133	0	0	0	0	0	0	0
	Wabash	18	7	76	0	0	0	18	0	10	0
513	Illinois Valley	49	147	90	0	3	0	0	1	0	0
525	Joliet	17	293	97	0	0	0	15	0	24	0
520	Kankakee	31	45	45	0	0	0	1	0	0	0
501	Kaskaskia	16	171	25	0	0	0	11	0	0	0
523	Kishwaukee	0	73	170	0	0	0	0	6	2	0
532	Lake County	0	364	134	0	0	0	0	0	0	0
517	Lake Land	10	99	185	0	0	0	10	26	14	0
536	Lewis & Clark	2	14	208	0	0	0	1	0	0	0
526	Lincoln Land	0	386	102	0	0	1	0	0	8	0
530	Logan	0	179	117	0	0	0	0	0	0	0
528	McHenry	21	21	225	0	0	0	0	0	0	0
541	Metropolitan	0	24	12	0	0	0	0	0	0	0
524	Moraine Valley	0	396	272	0	0	0	0	0	0	0
527	Morton	50	92	25	0	0	0	0	0	0	0
535	Oakton	0	177	7	0	10	0	0	0	0	0
505	Parkland	11	198	144	0	0	0	14	0	0	6
515	Prairie State	14	151	37	0	0	0	0	0	0	0
521	Rend Lake	0	145	68	0	0	0	9	8	9	0
537	Richland	4	83	76	0	1	0	0	0	0	0
511	Rock Valley	4	386	86	0	0	0	0	0	0	0
518	Sandburg	20	65	62	0	0	0	0	0	2	0
506	Sauk Valley	10	68	75	0	0	0	0	0	0	0
531	Shawnee	9	104	38	0	0	0	1	0	1	0
510	South Suburban	0	96	95	0	0	0	0	0	0	0
533	Southeastern	0	76	54	0	0	0	0	1	0	0
534	Spoon River	20	97	49	0	0	0	0	12	3	0
504	Triton	23	135	107	0	0	0	0	0	0	0
516	Waubonsee	14	69	240	0	0	0	0	0	0	0
539	Wood	2	34	43	0	0	0	8	0	0	10
	TOTALS	734	7676	4914	466	31	1	110	62	91	54

SOURCE OF DATA: A1 Submission

Illinois Community College Board
 Table III-9
 ANNUAL DUPLICATED COMPLETERS BY ACADEMIC PROGRAM BY COLLEGE
 FOR FISCAL YEAR 1997

Dist. No.	District/College	Horsehandling & Care 12 010507	Horticulture, General 12 010601	Arboriculture 12 010602	Ornamental Horticulture 12 010603	Greenhouse Operation/Mgmt. 12 010604	Landscaping 12 010605	Nursery Operations/Mgmt. 12 010606	Turf Management 12 010607	Parks & Grounds Management 12 010610	Forestry Production/Processing General 12 030401
522	Belleville	0	10	0	0	0	0	0	0	0	0
503	Black Hawk	11	12	0	0	0	0	0	0	0	0
508	Chicago	(0)	(0)	(0)	(6)	(0)	(0)	(0)	(0)	(0)	(0)
	Daley	0	0	0	6	0	0	0	0	0	0
	Kennedy-King	0	0	0	0	0	0	0	0	0	0
	Malcolm X	0	0	0	0	0	0	0	0	0	0
	Olive-Harvey	0	0	0	0	0	0	0	0	0	0
	Truman	0	0	0	0	0	0	0	0	0	0
	Washington	0	0	0	0	0	0	0	0	0	0
	Wilbur Wright	0	0	0	0	0	0	0	0	0	0
507	Danville	0	0	0	3	0	4	0	0	0	0
502	DuPage	0	27	0	3	0	4	1	4	0	0
509	Elgin	0	0	0	0	0	0	0	0	0	0
512	Harper	0	6	0	9	0	4	1	2	2	0
540	Heartland	0	0	0	0	0	0	0	0	0	0
519	Highland	0	0	0	0	0	0	0	0	0	0
514	Illinois Central	0	27	0	0	0	0	0	0	0	0
529	Illinois Eastern	(0)	(9)	(0)	(0)	(0)	(0)	(0)	(0)	(0)	(0)
	Frontier	0	0	0	0	0	0	0	0	0	0
	Lincoln Trail	0	9	0	0	0	0	0	0	0	0
	Olney Central	0	0	0	0	0	0	0	0	0	0
	Wabash	0	0	0	0	0	0	0	0	0	0
513	Illinois Valley	0	0	0	0	0	0	0	0	0	0
525	Joliet	0	15	0	1	0	2	1	1	0	0
520	Kankakee	0	0	0	0	0	0	0	0	0	0
501	Kaskaskia	0	19	0	0	0	0	0	0	0	0
523	Kishwaukee	0	5	0	7	4	13	1	11	0	0
532	Lake County	0	0	1	4	0	9	0	1	0	0
517	Lake Land	0	0	0	0	0	0	0	0	0	0
536	Lewis & Clark	0	0	0	0	0	0	0	3	0	0
526	Lincoln Land	0	0	0	0	0	1	0	0	0	0
530	Logan	0	0	0	0	0	0	0	0	0	0
528	McHenry	0	8	0	2	0	0	0	0	0	0
541	Metropolitan	0	0	0	0	0	0	0	0	0	0
524	Moraine Valley	0	0	0	0	0	0	0	0	0	0
527	Morton	0	0	0	0	0	0	0	0	0	0
535	Oakton	0	0	0	0	0	0	0	0	0	0
505	Parkland	0	0	0	0	0	0	0	0	0	0
515	Prairie State	0	0	0	0	0	0	0	0	0	0
521	Rend Lake	0	8	0	0	0	0	0	0	0	0
537	Richland	0	4	0	0	0	0	0	0	0	0
511	Rock Valley	0	0	0	0	0	0	0	0	0	0
518	Sandburg	0	0	0	0	0	0	0	0	0	0
506	Sauk Valley	0	0	0	0	0	0	0	0	0	0
531	Shawnee	0	0	0	0	0	0	0	0	0	0
510	South Suburban	0	0	0	0	0	0	0	0	0	0
533	Southeastern	0	0	2	0	6	6	0	0	0	6
534	Spoon River	0	0	0	0	0	0	0	0	0	0
504	Triton	0	0	0	0	4	3	0	0	0	0
516	Waubonsee	0	0	0	0	0	0	0	0	0	0
539	Wood	0	0	0	0	0	0	0	0	0	0
	TOTALS	11	150	3	35	14	46	4	22	2	6

SOURCE OF DATA: A1 Submission

Illinois Community College Board
Table III-9
ANNUAL DUPLICATED COMPLETERS BY ACADEMIC PROGRAM BY COLLEGE
FOR FISCAL YEAR 1997

Dist. No.	District/College	Wildlife Management 12 030601	Fashion Merchandising 12 080102	Entrepreneurship 12 080301	Industrial Marketing 12 080702	Retailing 12 080705	General Marketing/Sales 12 080706	General Marketing Operations 12 080708	General Distribution Operations 12 080709	Recreation Products/Services Marketing Operations 12 080903	Insurance Marketing Operations 12 081001
522	Belleville	0	0	0	0	1	7	0	0	0	0
503	Black Hawk	0	3	0	0	0	0	0	0	0	0
508	Chicago	(0)	(0)	(0)	(0)	(0)	(17)	(0)	(0)	(0)	(0)
	Daley	0	0	0	0	0	0	0	0	0	0
	Kennedy-King	0	0	0	0	0	0	0	0	0	0
	Malcolm X	0	0	0	0	0	0	0	0	0	0
	Olive-Harvey	0	0	0	0	0	4	0	0	0	0
	Truman	0	0	0	0	0	3	0	0	0	0
	Washington	0	0	0	0	0	3	0	0	0	0
	Wilbur Wright	0	0	0	0	0	7	0	0	0	0
507	Danville	0	0	0	0	0	15	0	0	0	0
502	DuPage	0	4	1	0	0	13	0	22	0	0
509	Elgin	0	0	0	0	0	3	0	0	0	0
512	Harper	0	6	0	3	3	11	0	33	0	1
540	Heartland	0	0	0	0	0	0	0	0	0	0
519	Highland	0	0	0	0	0	0	0	0	0	0
514	Illinois Central	0	0	0	0	0	7	0	4	0	0
529	Illinois Eastern	(0)	(0)	(0)	(0)	(10)	(5)	(0)	(0)	(0)	(0)
	Frontier	0	0	0	0	0	0	0	0	0	0
	Lincoln Trail	0	0	0	0	0	0	0	0	0	0
	Olney Central	0	0	0	0	0	0	0	0	0	0
	Wabash	0	0	0	0	10	5	0	0	0	0
513	Illinois Valley	0	0	0	0	0	3	0	0	0	0
525	Joliet	0	1	0	0	2	14	0	0	0	0
520	Kankakee	0	0	0	0	0	0	0	0	0	0
501	Kaskaskia	0	0	0	0	2	0	0	0	0	0
523	Kishwaukee	0	0	0	0	1	0	0	0	0	0
532	Lake County	0	0	0	0	2	7	0	0	0	0
517	Lake Land	0	0	1	0	14	3	0	0	0	0
536	Lewis & Clark	0	0	0	0	0	0	0	0	0	0
526	Lincoln Land	0	0	0	0	0	1	0	0	0	0
530	Logan	0	7	0	0	0	14	0	0	0	0
528	McHenry	0	0	0	0	0	2	0	0	0	0
541	Metropolitan	0	0	0	0	0	0	0	0	0	0
524	Moraine Valley	0	2	0	0	7	0	0	1	2	0
527	Morton	0	0	0	0	0	0	0	0	0	0
535	Oakton	0	0	0	0	0	4	2	4	0	0
505	Parkland	0	0	0	0	0	4	0	0	0	0
515	Prairie State	0	0	0	0	0	1	0	0	0	0
521	Rend Lake	0	0	0	0	0	0	0	0	0	0
537	Richland	0	0	0	0	0	0	0	0	0	0
511	Rock Valley	0	0	0	0	0	3	0	0	0	0
518	Sandburg	0	0	0	0	0	3	0	0	0	0
506	Sauk Valley	0	0	0	0	0	7	0	0	0	0
531	Shawnee	2	0	0	0	0	0	0	0	0	0
510	South Suburban	0	0	1	0	0	7	0	0	0	0
533	Southeastern	13	0	0	0	0	0	0	0	0	0
534	Spoon River	0	0	0	0	0	0	0	0	0	0
504	Triton	0	1	0	0	0	10	0	2	0	0
516	Waubonsee	0	0	0	0	0	0	1	0	0	0
539	Wood	0	0	0	0	0	1	0	0	0	0
	TOTALS	15	24	3	3	42	162	3	66	2	1

SOURCE OF DATA: A1 Submission



Illinois Community College Board
Table III-9
ANNUAL DUPLICATED COMPLETERS BY ACADEMIC PROGRAM BY COLLEGE
FOR FISCAL YEAR 1997

Dist. No.	District/College	Travel Services Marketing 12 081105	Advertising 12 090201	Print Journalism 12 090401	Public Relations 12 090501	Radio/Television, General 12 090701	Educational Media Technology 12 100101	Radio/Television Production 12 100104	Funeral Services 12 120301	Cosmetology 12 120403	Make-up Artist 12 120406
522	Belleville	0	0	0	0	0	0	0	0	12	0
503	Black Hawk	0	0	0	0	0	0	1	0	0	0
508	Chicago	(7)	(0)	(0)	(0)	(8)	(0)	(0)	(20)	(120)	(15)
	Daley	0	0	0	0	0	0	0	0	0	0
	Kennedy-King	0	0	0	0	8	0	0	0	0	0
	Malcolm X	0	0	0	0	0	0	0	20	0	0
	Olive-Harvey	0	0	0	0	0	0	0	0	0	0
	Truman	0	0	0	0	0	0	0	0	0	0
	Washington	7	0	0	0	0	0	0	0	120	15
	Wilbur Wright	0	0	0	0	0	0	0	0	0	0
507	Danville	0	0	0	0	0	0	0	0	0	0
502	DuPage	175	0	0	0	0	10	0	0	0	0
509	Elgin	8	0	0	0	0	0	0	0	0	0
512	Harper	0	0	3	0	0	0	0	0	0	0
540	Heartland	0	0	0	0	0	0	0	0	0	0
519	Highland	0	0	0	0	0	0	0	0	8	0
514	Illinois Central	0	0	0	0	0	0	0	0	0	0
529	Illinois Eastern	(0)	(0)	(0)	(0)	(3)	(0)	(0)	(0)	(8)	(0)
	Frontier	0	0	0	0	0	0	0	0	0	0
	Lincoln Trail	0	0	0	0	0	0	0	0	0	0
	Olney Central	0	0	0	0	0	0	0	0	7	0
	Wabash	0	0	0	0	7	0	0	0	1	0
513	Illinois Valley	0	0	0	0	0	0	0	0	0	0
525	Joliet	0	0	0	0	0	0	0	0	0	0
520	Kankakee	0	0	0	0	0	0	0	0	0	0
501	Kaskaskia	0	0	0	0	0	0	0	0	12	0
523	Kishwaukee	0	0	0	0	0	0	0	0	0	0
532	Lake County	0	0	0	0	0	0	0	0	0	0
517	Lake Land	0	0	0	0	10	0	0	0	28	0
536	Lewis & Clark	0	0	0	0	8	0	0	0	0	0
526	Lincoln Land	0	0	0	0	0	0	0	0	0	0
530	Logan	5	0	0	0	0	0	0	0	33	0
528	McHenry	0	0	0	0	0	0	0	0	0	0
541	Metropolitan	0	0	0	0	0	0	0	0	0	0
524	Moraine Valley	33	0	0	0	0	0	0	0	0	0
527	Morton	0	0	0	0	0	0	0	0	0	0
535	Oakton	0	0	0	0	0	0	0	0	0	0
505	Parkland	7	1	0	2	4	0	0	0	0	0
515	Prairie State	0	0	0	0	0	0	0	0	0	0
521	Rend Lake	0	0	0	0	0	0	0	0	0	0
537	Richland	0	0	0	0	0	0	0	0	0	0
511	Rock Valley	0	0	0	0	0	0	0	0	0	0
518	Sandburg	0	0	0	0	0	0	0	12	24	0
506	Sauk Valley	0	0	0	0	0	0	0	0	0	0
531	Shawnee	0	0	0	0	0	0	0	0	9	0
510	South Suburban	0	0	0	0	0	0	0	0	0	0
533	Southeastern	0	0	0	0	0	0	0	0	4	0
534	Spoon River	0	0	0	0	0	0	0	0	0	0
504	Triton	0	0	0	0	0	0	0	0	0	0
516	Waubonsee	2	0	0	0	0	0	0	0	0	0
539	Wood	0	0	0	0	0	0	2	0	1	0
	TOTALS	237	1	3	2	37	10	3	32	261	15

SOURCE OF DATA: A1 Submission

Illinois Community College Board
Table III-9
ANNUAL DUPLICATED COMPLETERS BY ACADEMIC PROGRAM BY COLLEGE
FOR FISCAL YEAR 1997

Dist. No.	District/College	Baker/Pastry Chef 12 120501	Culinary Arts/Chef Training 12 120503	Food & Beverage/Restaurant Operations Manager 12 120504	Teacher Assistant/Aide 12 131501	Civil Technology 12 150201	Computer Technology 12 150301	Electronic Technology 12 150303	Telecommunication Electronics Technology 12 150310	Biomedical Equipment Technology 12 150401	Computer Servicing Technology 12 150402
522	Belleville	0	6	3	0	0	0	0	0	0	0
503	Black Hawk	0	9	4	0	3	0	0	0	0	2
508	Chicago	(0)	(17)	(7)	(2)	(0)	(0)	(2)	(0)	(0)	(9)
	Daley	0	0	0	0	0	0	0	0	0	0
	Kennedy-King	0	17	7	0	0	0	0	0	0	0
	Malcolm X	0	0	0	0	0	0	0	0	0	0
	Olive-Harvey	0	0	0	0	0	0	0	0	0	9
	Truman	0	0	0	0	0	0	2	0	0	0
	Washington	0	0	0	2	0	0	0	0	0	0
	Wilbur Wright	0	0	0	0	0	0	0	0	0	0
507	Danville	0	0	0	3	0	0	0	0	0	0
502	DuPage	4	6	3	0	0	0	12	0	0	24
509	Elgin	15	21	3	0	0	0	9	0	0	0
512	Harper	4	0	9	0	0	0	5	0	0	1
540	Heartland	0	0	0	0	0	0	2	0	0	0
519	Highland	0	0	1	0	0	0	2	0	0	0
514	Illinois Central	0	11	0	0	0	0	20	0	0	0
529	Illinois Eastern	(0)	(23)	(0)	(7)	(0)	(0)	(13)	(27)	(0)	(0)
	Frontier	0	0	0	5	0	0	0	0	0	0
	Lincoln Trail	0	23	0	2	0	0	0	27	0	0
	Olney Central	0	0	0	0	0	0	0	0	0	0
	Wabash	0	0	0	0	0	0	13	0	0	0
513	Illinois Valley	0	6	0	0	0	0	7	0	0	0
525	Joliet	0	31	6	2	0	0	14	0	0	0
520	Kankakee	0	0	0	0	0	0	10	0	0	0
501	Kaskaskia	0	13	0	0	0	0	25	0	0	0
523	Kishwaukee	0	0	0	0	0	0	3	0	0	0
532	Lake County	0	2	2	0	6	0	15	0	0	0
517	Lake Land	0	0	0	0	22	0	15	10	0	0
536	Lewis & Clark	0	0	3	10	0	0	0	0	0	0
526	Lincoln Land	0	19	1	1	0	0	29	0	0	0
530	Logan	0	0	0	1	0	0	6	0	0	0
528	McHenry	0	0	0	1	0	0	26	0	0	0
541	Metropolitan	0	0	0	0	0	0	0	0	0	0
524	Moraine Valley	1	0	9	8	0	1	2	0	0	0
527	Morton	0	0	0	0	0	0	1	3	0	0
535	Oakton	0	0	2	0	0	0	7	0	2	1
505	Parkland	0	0	2	0	0	0	7	0	0	6
515	Prairie State	0	0	0	2	0	0	8	0	0	0
521	Rend Lake	0	15	0	0	0	12	7	0	0	0
537	Richland	0	0	0	0	0	0	0	0	2	0
511	Rock Valley	0	0	0	0	0	0	14	0	0	0
518	Sandburg	0	0	0	0	0	0	16	0	0	0
506	Sauk Valley	0	0	0	0	0	0	9	0	0	0
531	Shawnee	0	1	1	2	0	0	5	0	0	0
510	South Suburban	0	0	2	0	0	0	7	0	3	0
533	Southeastern	0	9	0	0	0	0	0	0	0	0
534	Spoon River	0	0	0	0	0	0	9	0	0	0
504	Triton	0	18	3	0	0	0	7	0	0	11
516	Waubonsee	0	0	0	0	0	0	34	0	0	0
539	Wood	0	0	0	0	0	0	18	0	0	0
	TOTALS	24	207	59	41	31	13	366	40	7	54

SOURCE OF DATA: A1 Submission

Illinois Community College Board
Table III-9
ANNUAL DUPLICATED COMPLETERS BY ACADEMIC PROGRAM BY COLLEGE
FOR FISCAL YEAR 1997

Dist. No. District/College	Electromechanical Technology 12 150403	Instrumentation Technology 12 150404	Robotics Technology 12 150405	Automated Manufacturing Technology 12 150411	Energy Conservation/Use Technology 12 150503	Water/Wastewater Technology 12 150506	Environmental & Pollution Tech/Technician 12 150507	Industrial Technology 12 150603	Plastic Technology 12 150607	Metallurgical Technology/ Technician 12 150611
522 Belleville	0	0	0	0	0	0	0	0	0	0
503 Black Hawk	10	4	1	6	0	0	4	5	0	0
508 Chicago	(0)	(0)	(0)	(11)	(0)	(0)	(9)	(0)	(0)	(0)
Daley	0	0	0	0	0	0	0	0	0	0
Kennedy-King	0	0	0	0	0	0	0	0	0	0
Malcolm X	0	0	0	0	0	0	0	0	0	0
Olive-Harvey	0	0	0	0	0	0	0	0	0	0
Truman	0	0	0	0	0	0	0	0	0	0
Washington	0	0	0	0	0	0	0	0	0	0
Wilbur Wright	0	0	0	11	0	0	9	0	0	0
507 Danville	0	0	0	0	0	0	0	3	0	0
502 DuPage	0	0	1	1	0	0	0	1	12	0
509 Elgin	0	0	0	4	0	0	0	0	3	1
512 Harper	0	0	0	3	0	0	0	1	0	0
540 Heartland	0	0	0	0	0	0	0	0	0	0
519 Highland	0	0	0	0	0	0	0	1	0	0
514 Illinois Central	0	0	1	0	0	1	0	6	0	0
529 Illinois Eastern	(0)	(0)	(0)	(0)	(0)	(0)	(0)	(0)	(0)	(4)
Frontier	0	0	0	0	0	0	0	0	0	0
Lincoln Trail	0	0	0	0	0	0	0	0	0	0
Olney Central	0	0	0	0	0	0	0	0	0	0
Wabash	0	0	0	0	0	0	0	0	0	4
513 Illinois Valley	0	0	3	1	0	0	0	0	0	0
525 Joliet	0	0	0	0	0	0	0	3	0	0
520 Kankakee	0	0	0	0	0	0	0	0	0	0
501 Kaskaskia	0	0	0	0	0	0	0	0	0	0
523 Kishwaukee	0	0	0	2	0	0	0	0	0	0
532 Lake County	0	0	0	3	0	3	0	0	0	0
517 Lake Land	5	0	0	0	0	1	0	0	0	0
536 Lewis & Clark	0	0	0	0	0	0	0	0	0	0
526 Lincoln Land	0	0	0	0	0	0	0	0	0	0
530 Logan	0	0	0	3	0	0	0	0	0	0
528 McHenry	0	0	0	0	0	0	0	0	0	0
541 Metropolitan	0	0	0	0	0	0	0	0	0	0
524 Moraine Valley	0	11	0	0	1	0	0	0	0	0
527 Morton	0	0	0	0	0	0	0	0	0	0
535 Oakton	0	0	0	2	0	0	0	0	0	0
505 Parkland	0	0	0	0	0	0	0	0	0	0
515 Prairie State	0	0	0	0	0	0	0	2	0	0
521 Rend Lake	0	0	0	0	0	0	0	0	0	0
537 Richland	0	0	0	1	0	0	0	1	0	0
511 Rock Valley	0	0	0	2	0	0	0	16	0	0
518 Sandburg	0	0	0	0	0	0	0	0	0	0
506 Sauk Valley	0	0	0	0	0	0	0	0	0	0
531 Shawnee	0	0	0	0	0	0	0	0	0	0
510 South Suburban	0	0	0	0	0	0	0	0	0	0
533 Southeastern	0	0	0	0	0	0	0	0	0	0
534 Spoon River	0	0	0	0	0	0	0	0	0	0
504 Triton	0	0	2	6	0	0	0	0	0	0
516 Waubensee	0	0	2	0	0	1	0	0	0	0
539 Wood	0	0	0	0	0	0	0	0	0	0
TOTALS	15	15	10	45	1	6	13	39	15	5

SOURCE OF DATA: A1 Submission

Illinois Community College Board
Table III-9
ANNUAL DUPLICATED COMPLETERS BY ACADEMIC PROGRAM BY COLLEGE
FOR FISCAL YEAR 1997

Dist. No.	District/College	Quality Control Technology 12 150702	Mechanical Design Technology 12 150805	Computer-Aided Design 12 150810	Mining Technology/Technician 12 150901	Construction/Building Technology/Technician 12 151001	Child Care/Development 12 200202	Fashion Design/Coordination 12 200306	Food Production/Management 12 200401	Dietetic Aide/Assisting 12 200404	Home Furnishings/Eqpmnt. Installers & Consultants, General 12 200501
522	Belleville	0	0	0	0	0	14	0	3	0	0
503	Black Hawk	0	2	13	0	0	23	0	0	0	6
508	Chicago	(0)	(0)	(56)	(0)	(0)	(275)	(0)	(978)	(31)	(0)
	Daley	0	0	19	0	0	15	0	0	7	0
	Kennedy-King	0	0	0	0	0	25	0	11	0	0
	Malcolm X	0	0	0	0	0	46	0	10	24	0
	Olive-Harvey	0	0	0	0	0	88	0	0	0	0
	Truman	0	0	0	0	0	81	0	0	0	0
	Washington	0	0	0	0	0	20	0	957	0	0
	Wilbur Wright	0	0	37	0	0	0	0	0	0	0
507	Danville	0	0	2	0	0	7	0	0	0	0
502	DuPage	0	0	6	0	0	37	6	0	0	14
509	Elgin	0	0	19	0	0	2	0	0	0	0
512	Harper	1	1	4	0	0	30	6	0	11	18
540	Heartland	0	0	1	0	0	4	0	0	0	0
519	Highland	0	0	2	0	0	5	0	0	0	0
514	Illinois Central	0	3	3	0	0	12	0	0	2	2
529	Illinois Eastern	(4)	(2)	(9)	(2)	(0)	(15)	(0)	(0)	(0)	(0)
	Frontier	2	0	0	0	0	0	0	0	0	0
	Lincoln Trail	2	2	9	0	0	0	0	0	0	0
	Olney Central	0	0	0	0	0	0	0	0	0	0
	Wabash	0	0	0	2	0	15	0	0	0	0
513	Illinois Valley	0	9	2	0	0	19	0	0	0	0
525	Joliet	0	6	0	0	0	4	0	0	0	2
520	Kankakee	0	0	5	0	0	15	0	0	0	0
501	Kaskaskia	0	0	2	0	0	7	0	0	0	0
523	Kishwaukee	0	0	15	0	0	3	0	0	0	0
532	Lake County	0	4	11	0	5	6	0	0	0	0
517	Lake Land	0	5	23	0	0	13	0	0	0	0
536	Lewis & Clark	0	0	14	0	0	16	0	0	0	0
526	Lincoln Land	0	0	0	0	0	12	0	0	0	0
530	Logan	0	0	10	0	0	8	0	0	0	0
528	McHenry	0	5	3	0	0	19	0	0	0	0
541	Metropolitan	0	0	0	0	0	9	0	0	0	0
524	Moraine Valley	19	5	2	0	0	14	0	0	0	0
527	Morton	0	0	3	0	0	0	0	0	0	0
535	Oakton	0	3	18	0	0	31	0	0	0	0
505	Parkland	0	0	4	0	0	22	0	0	0	0
515	Prairie State	0	1	3	0	0	13	0	0	0	7
521	Rend Lake	0	0	10	0	0	5	0	0	0	0
537	Richland	0	0	0	0	0	16	0	0	0	0
511	Rock Valley	1	0	16	0	0	6	0	0	0	0
518	Sandburg	0	2	0	0	0	6	0	0	0	0
506	Sauk Valley	1	3	0	0	0	9	0	0	0	0
531	Shawnee	0	0	0	0	0	4	0	0	0	0
510	South Suburban	0	0	4	0	0	6	0	0	0	0
533	Southeastern	0	0	0	0	0	7	0	0	0	0
534	Spoon River	0	0	0	0	0	0	0	0	0	0
504	Triton	0	6	14	0	0	31	0	0	0	2
516	Waubensee	2	0	3	0	0	22	0	0	0	0
539	Wood	0	0	1	0	0	12	0	0	0	0
	TOTALS	28	57	278	2	5	759	12	981	44	51

SOURCE OF DATA: A1 Submission

Illinois Community College Board
Table III-9
ANNUAL DUPLICATED COMPLETERS BY ACADEMIC PROGRAM BY COLLEGE
FOR FISCAL YEAR 1997

Dist. No. District/College	Elder Care Provider/Companion 12 200602	Custodial Services 12 200604	Legal Assisting 12 220103	Technical/Business Writing 12 231101	Library Assisting 12 250301	Parks, Recreation, & Leisure Facilities Mgmt. 12 310301	Exercise Sciences/Physiology & Movement Studies 12 310505	Biological Technology/Technician 12 410101	Chemical Technology 12 410301	Corrections 12 430102
522 Belleville	0	0	10	0	0	0	0	0	1	0
503 Black Hawk	0	0	10	1	0	0	0	0	0	0
508 Chicago	(0)	(0)	(0)	(0)	(4)	(0)	(0)	(11)	(1)	(0)
Daley	0	0	0	0	0	0	0	0	0	0
Kennedy-King	0	0	0	0	0	0	0	0	0	0
Malcolm X	0	0	0	0	0	0	0	0	0	0
Olive-Harvey	0	0	0	0	0	0	0	0	0	0
Truman	0	0	0	0	0	0	0	11	1	0
Washington	0	0	0	0	0	0	0	0	0	0
Wilbur Wright	0	0	0	0	4	0	0	0	0	0
507 Danville	0	0	0	0	0	0	0	0	0	0
502 DuPage	0	0	0	0	45	0	0	0	0	0
509 Elgin	1	0	27	0	0	0	0	0	0	0
512 Harper	0	0	54	0	0	0	8	0	0	0
540 Heartland	0	0	0	0	0	0	0	0	0	0
519 Highland	0	0	0	0	0	0	0	0	0	0
514 Illinois Central	0	0	13	0	1	0	0	0	0	0
529 Illinois Eastern	(0)	(0)	(0)	(0)	(0)	(0)	(0)	(0)	(0)	(0)
Frontier	0	0	0	0	0	0	0	0	0	0
Lincoln Trail	0	0	0	0	0	0	0	0	0	0
Olney Central	0	0	0	0	0	0	0	0	0	0
Wabash	0	0	0	0	0	0	0	0	0	0
513 Illinois Valley	0	29	0	0	0	0	0	0	0	0
525 Joliet	0	0	0	0	0	0	0	0	0	4
520 Kankakee	0	0	0	0	0	0	0	0	0	0
501 Kaskaskia	0	0	0	0	0	0	0	0	0	0
523 Kishwaukee	0	0	0	0	0	0	0	0	0	0
532 Lake County	0	0	0	2	10	0	0	0	0	0
517 Lake Land	0	0	0	0	0	0	0	0	5	1
536 Lewis & Clark	0	0	0	0	0	0	0	0	0	0
526 Lincoln Land	0	0	0	0	0	0	0	0	0	0
530 Logan	0	0	0	0	0	0	0	0	0	3
528 McHenry	0	0	0	0	0	0	0	0	0	0
541 Metropolitan	0	8	0	0	0	0	0	0	0	0
524 Moraine Valley	0	0	0	0	0	1	0	0	0	0
527 Morton	0	0	0	0	0	0	0	0	0	0
535 Oakton	0	0	0	0	0	0	0	0	0	0
505 Parkland	0	0	0	0	0	0	0	0	0	0
515 Prairie State	0	0	0	0	0	0	0	0	0	0
521 Rend Lake	0	0	0	0	0	0	0	0	0	0
537 Richland	0	0	0	0	0	0	0	0	0	0
511 Rock Valley	0	0	0	1	1	0	0	0	0	0
518 Sandburg	0	38	0	0	0	0	0	0	0	0
506 Sauk Valley	0	0	0	0	0	0	0	0	0	0
531 Shawnee	0	0	0	0	0	0	0	0	0	6
510 South Suburban	0	0	31	0	0	0	0	0	0	0
533 Southeastern	0	0	0	0	0	0	0	0	0	3
534 Spoon River	0	0	0	0	0	0	0	0	0	2
504 Triton	0	0	0	0	0	0	0	0	0	3
516 Waubensee	0	0	0	0	0	0	0	0	0	0
539 Wood	0	0	0	0	0	0	0	0	0	0
TOTALS	1	75	145	4	61	1	8	11	7	22

SOURCE OF DATA: A1 Submission

Illinois Community College Board
 Table III-9
 ANNUAL DUPLICATED COMPLETERS BY ACADEMIC PROGRAM BY COLLEGE
 FOR FISCAL YEAR 1997

Dist. No. District/College	Law Enforcement/Police Science 12 430107	Security Services (Private) 12 430109	Fire Control/Safety Technology 12 430201	Fire Officer 12 430202	Firefighting 12 430203	Social Work/Social Service 12 440701	Mason and Tilesetter 12 460101	Carpentry 12 460201	Electrician 12 460302	Lineworker 12 460303
522 Belleville	143	0	4	0	2	0	3	50	40	0
503 Black Hawk	11	0	0	0	0	0	0	0	1	0
508 Chicago	(56)	(4)	(9)	(0)	(0)	(26)	(0)	(0)	(0)	(0)
Daley	14	1	0	0	0	0	0	0	0	0
Kennedy-King	0	0	0	0	0	13	0	0	0	0
Malcolm X	0	0	0	0	0	0	0	0	0	0
Olive-Harvey	1	0	0	0	0	0	0	0	0	0
Truman	5	0	0	0	0	0	0	0	0	0
Washington	8	3	9	0	0	13	0	0	0	0
Wilbur Wright	28	0	0	0	0	0	0	0	0	0
507 Danville	7	0	0	0	0	6	0	0	0	0
502 DuPage	27	0	16	0	0	12	0	0	0	0
509 Elgin	7	0	1	0	0	14	0	0	0	0
512 Harper	18	0	12	0	0	0	0	0	0	0
540 Heartland	0	0	0	0	0	0	0	0	0	0
519 Highland	0	0	0	0	0	0	0	0	0	0
514 Illinois Central	37	1	14	0	0	0	0	0	0	0
529 Illinois Eastern	(8)	(0)	(0)	(0)	(9)	(6)	(0)	(0)	(0)	(20)
Frontier	0	0	0	0	9	0	0	0	0	0
Lincoln Trail	0	0	0	0	0	0	0	0	0	20
Olney Central	8	0	0	0	0	0	0	0	0	0
Wabash	0	0	0	0	0	6	0	0	0	0
513 Illinois Valley	11	0	1	0	0	0	0	0	13	0
525 Joliet	19	0	13	0	0	0	0	0	0	0
520 Kankakee	15	0	0	0	0	0	0	0	0	0
501 Kaskaskia	23	0	0	0	0	0	0	0	0	0
523 Kishwaukee	3	0	0	0	0	0	0	0	7	0
532 Lake County	38	0	8	0	0	7	0	0	0	0
517 Lake Land	9	0	0	0	0	32	0	0	0	0
536 Lewis & Clark	20	0	4	0	0	0	0	0	0	0
526 Lincoln Land	22	0	4	0	1	0	0	0	0	0
530 Logan	42	0	0	0	0	0	0	0	0	0
528 McHenry	4	0	0	0	8	0	0	0	0	0
541 Metropolitan	3	0	0	0	0	0	0	0	0	0
524 Moraine Valley	32	0	3	1	1	0	0	0	0	0
527 Morton	12	0	0	0	0	0	0	0	0	0
535 Oakton	8	0	10	0	0	2	0	0	0	0
505 Parkland	25	0	3	0	0	0	0	0	0	0
515 Prairie State	8	0	1	0	0	0	0	0	8	0
521 Rend Lake	12	0	0	0	0	0	0	0	0	0
537 Richland	10	0	3	0	0	0	0	0	0	0
511 Rock Valley	3	0	5	0	0	12	0	0	14	0
518 Sandburg	1	0	2	0	0	2	0	0	0	0
506 Sauk Valley	8	0	0	0	0	5	0	0	0	0
531 Shawnee	9	2	0	0	0	8	0	0	0	0
510 South Suburban	10	0	2	0	0	12	0	0	0	0
533 Southeastern	20	0	0	0	24	0	0	0	0	0
534 Spoon River	3	0	0	0	0	0	0	0	0	0
504 Triton	17	0	10	0	0	0	0	0	6	0
516 Waubensee	14	2	2	0	2	4	0	0	0	0
539 Wood	0	0	1	0	0	0	0	0	0	0
TOTALS	715	9	128	1	47	148	3	50	89	20

Illinois Community College Board
Table III-9
ANNUAL DUPLICATED COMPLETERS BY ACADEMIC PROGRAM BY COLLEGE
FOR FISCAL YEAR 1997

Dist. No.	District/College	Building/Property Maintenance 12 460401	Construction Inspection 12 460403	Glazing 12 460406	Painter & Wallcoverer 12 460408	Plumber & Pipefitter 12 460501	Construction Trades 12 461000	Electrical/Electronics Equipmt. Installer/Repairer, General 12 470101	Communications Electronics 12 470103	Computer Electronics Maintenance/ Repair 12 470104	Industrial Electronics 12 470105
522	Belleville	0	0	0	1	1	11	0	7	10	9
503	Black Hawk	0	0	0	0	0	17	0	0	0	0
508	Chicago	(1)	(0)	(0)	(0)	(0)	(0)	(0)	(0)	(11)	(1)
	Daley	1	0	0	0	0	0	0	0	7	1
	Kennedy-King	0	0	0	0	0	0	0	0	0	0
	Malcolm X	0	0	0	0	0	0	0	0	0	0
	Olive-Harvey	0	0	0	0	0	0	0	0	4	0
	Truman	0	0	0	0	0	0	0	0	0	0
	Washington	0	0	0	0	0	0	0	0	0	0
	Wilbur Wright	0	0	0	0	0	0	0	0	0	0
507	Danville	0	0	0	0	0	0	0	0	0	3
502	DuPage	4	0	0	0	0	0	0	0	0	14
509	Elgin	0	0	0	0	0	0	0	0	3	0
512	Harper	0	1	0	0	0	0	9	0	8	19
540	Heartland	0	0	0	0	0	0	0	0	0	0
519	Highland	0	0	0	0	0	0	0	0	0	0
514	Illinois Central	0	0	0	0	0	32	0	0	0	0
529	Illinois Eastern	(0)	(0)	(0)	(0)	(0)	(1)	(0)	(0)	(0)	(0)
	Frontier	0	0	0	0	0	0	0	0	0	0
	Lincoln Trail	0	0	0	0	0	1	0	0	0	0
	Olney Central	0	0	0	0	0	0	0	0	0	0
	Wabash	0	0	0	0	0	0	0	0	0	0
513	Illinois Valley	0	0	0	0	0	0	0	0	0	0
525	Joliet	0	0	0	0	0	4	0	0	0	38
520	Kankakee	0	0	0	0	0	0	0	0	0	8
501	Kaskaskia	0	0	0	0	0	20	0	0	0	0
523	Kishwaukee	1	0	0	0	0	0	0	0	0	0
532	Lake County	0	0	0	0	0	0	0	0	0	1
517	Lake Land	18	0	0	0	0	17	0	4	0	0
536	Lewis & Clark	0	0	0	0	0	0	0	0	7	2
526	Lincoln Land	27	0	0	0	0	22	0	0	0	18
530	Logan	0	0	0	0	0	0	0	0	0	0
528	McHenry	0	0	0	0	0	0	0	0	0	0
541	Metropolitan	0	0	0	0	0	0	0	0	0	0
524	Moraine Valley	0	0	0	0	0	0	0	0	1	0
527	Morton	0	0	0	0	0	0	0	0	0	0
535	Oakton	1	0	0	0	0	0	0	0	0	0
505	Parkland	2	0	0	0	0	6	0	0	0	5
515	Prairie State	0	0	0	0	0	0	0	0	0	3
521	Rend Lake	3	0	0	0	0	15	0	0	0	0
537	Richland	0	0	0	0	0	0	0	0	0	9
511	Rock Valley	0	0	2	0	0	4	0	0	3	0
518	Sandburg	0	0	0	0	0	0	0	0	0	0
506	Sauk Valley	1	0	0	0	0	0	0	6	4	7
531	Shawnee	0	0	0	0	0	0	0	0	0	2
510	South Suburban	0	0	0	0	0	15	0	0	0	0
533	Southeastern	0	0	0	0	0	12	0	0	0	4
534	Spoon River	0	0	0	0	0	0	0	0	0	0
504	Triton	0	0	0	0	0	7	0	0	11	0
516	Waubonsee	0	0	0	0	0	0	0	0	3	0
539	Wood	0	0	0	0	0	0	0	0	0	2
	TOTALS	58	1	2	1	1	183	9	17	61	145

SOURCE OF DATA: A1 Submission

Illinois Community College Board
 Table III-9
 ANNUAL DUPLICATED COMPLETERS BY ACADEMIC PROGRAM BY COLLEGE
 FOR FISCAL YEAR 1997

Dist. No.	District/College	Major Appliance Repair 12 470106	Heating, Air Conditioning, & Refrigeration Mechanics 12 470201	Heavy Equipment Maintenance/Repairer 12 470302	Industrial Machinery Maintenance/Repairer 12 470303	Stationary Energy Sources Installer/Operator 12 470501	Automotive Body Repair 12 470603	Automotive Mechanics 12 470604	Diesel Engine/Truck Mechanics 12 470605	Small Engine Repair 12 470606	Aircraft Mechanic/Technician, Powerplant 12 470608
522	Belleville	6	29	0	0	3	0	0	0	0	0
503	Black Hawk	0	2	0	0	0	2	20	9	0	0
508	Chicago	(5)	(7)	(0)	(20)	(0)	(3)	(69)	(0)	(0)	(1)
	Daley	0	0	0	20	0	0	0	0	0	1
	Kennedy-King	0	7	0	0	0	0	7	0	0	0
	Malcolm X	0	0	0	0	0	0	0	0	0	0
	Olive-Harvey	0	0	0	0	0	0	0	0	0	0
	Truman	5	0	0	0	0	3	62	0	0	0
	Washington	0	0	0	0	0	0	0	0	0	0
	Wilbur Wright	0	0	0	0	0	0	0	0	0	0
507	Danville	0	0	0	5	0	0	0	0	0	0
502	DuPage	0	28	0	0	0	0	18	0	0	0
509	Elgin	0	11	0	0	0	0	6	0	0	0
512	Harper	0	38	0	0	0	0	0	0	0	0
540	Heartland	0	0	0	0	0	0	0	0	0	0
519	Highland	0	0	0	0	0	2	8	0	0	0
514	Illinois Central	0	12	0	2	0	0	10	0	0	0
529	Illinois Eastern	(0)	(2)	(0)	(4)	(0)	(3)	(11)	(7)	(0)	(0)
	Frontier	0	0	0	0	0	0	0	0	0	0
	Lincoln Trail	0	2	0	0	0	0	0	0	0	0
	Olney Central	0	0	0	4	0	3	11	0	0	0
	Wabash	0	0	0	0	0	0	0	7	0	0
513	Illinois Valley	0	0	0	5	0	0	18	2	25	0
525	Joliet	0	4	2	0	0	0	7	0	0	0
520	Kankakee	0	8	0	1	0	0	1	0	0	0
501	Kaskaskia	0	0	0	10	0	0	4	0	0	0
523	Kishwaukee	0	0	0	0	0	1	5	0	0	0
532	Lake County	0	18	0	9	0	1	4	0	0	0
517	Lake Land	0	10	0	0	0	2	36	0	1	0
536	Lewis & Clark	0	0	0	0	0	0	11	0	0	0
526	Lincoln Land	0	38	0	0	0	9	16	0	4	0
530	Logan	0	5	0	7	0	2	5	0	0	0
528	McHenry	0	0	0	0	0	0	2	0	0	0
541	Metropolitan	0	0	0	0	0	0	0	0	0	0
524	Moraine Valley	0	19	0	0	0	0	1	0	0	0
527	Morton	0	9	0	0	0	0	3	0	0	0
535	Oakton	0	4	0	0	0	0	4	0	0	0
505	Parkland	0	0	0	0	0	0	18	0	0	0
515	Prairie State	0	14	0	0	0	0	4	0	0	0
521	Rend Lake	0	10	0	14	0	5	22	0	0	0
537	Richland	0	0	0	0	0	0	0	0	0	0
511	Rock Valley	0	0	0	0	0	0	11	0	0	0
518	Sandburg	0	0	0	0	0	0	1	15	0	0
506	Sauk Valley	0	5	0	0	0	0	0	0	0	0
531	Shawnee	0	0	0	0	0	0	0	0	0	0
510	South Suburban	0	0	0	0	0	0	0	0	0	0
533	Southeastern	0	6	0	22	0	2	16	12	0	0
534	Spoon River	0	0	0	0	0	0	6	0	0	0
504	Triton	0	38	0	1	20	0	20	1	0	0
516	Waubonsec	0	9	0	1	0	26	31	0	1	0
539	Wood	0	1	0	0	0	0	0	0	0	0
	TOTALS	11	327	2	101	23	58	388	46	31	1

SOURCE OF DATA: A1 Submission

Illinois Community College Board
Table III-9
ANNUAL DUPLICATED COMPLETERS BY ACADEMIC PROGRAM BY COLLEGE
FOR FISCAL YEAR 1997

Dist. No.	District/College	Aviation Systems/Avionics Maintenance Technologist/Technician 12 470609	Architectural Drafting 12 480102	Mechanical Drafting 12 480105	Typesetting, Make-up, & Composition 12 480205	Lithography, Photography, & Platemaking 12 480206	Printing Press Operator 12 480208	Desktop Publishing Equipment Operator 12 480212	Machinist/Machine Technologist 12 480501	Machine Tool Operations/Machine Shop 12 480503	Sheet Metal 12 480506
522	Belleville	21	0	14	0	0	0	10	12	9	11
503	Black Hawk	0	0	5	0	0	0	0	0	2	0
508	Chicago	(24)	(9)	(10)	(3)	(4)	(0)	(0)	(0)	(23)	(0)
	Daley	24	0	0	0	0	0	0	0	23	0
	Kennedy-King	0	0	8	3	4	0	0	0	0	0
	Malcolm X	0	0	0	0	0	0	0	0	0	0
	Olive-Harvey	0	4	0	0	0	0	0	0	0	0
	Truman	0	0	2	0	0	0	0	0	0	0
	Washington	0	3	0	0	0	0	0	0	0	0
	Wilbur Wright	0	2	0	0	0	0	0	0	0	0
507	Danville	0	0	0	0	0	0	0	0	1	0
502	DuPage	0	7	0	0	5	4	52	0	0	0
509	Elgin	0	0	0	0	0	0	2	0	1	0
512	Harper	0	4	0	0	0	0	0	0	2	0
540	Heartland	0	0	0	0	0	0	0	0	0	0
519	Highland	0	0	0	0	0	0	1	0	0	0
514	Illinois Central	0	1	0	0	5	0	0	0	0	0
529	Illinois Eastern	(0)	(10)	(0)	(0)	(0)	(0)	(0)	(0)	(16)	(1)
	Frontier	0	0	0	0	0	0	0	0	0	0
	Lincoln Trail	0	10	0	0	0	0	0	0	0	1
	Olney Central	0	0	0	0	0	0	0	0	0	0
	Wabash	0	0	0	0	0	0	0	0	16	0
513	Illinois Valley	0	0	0	0	0	0	0	0	1	0
525	Joliet	0	0	0	0	0	0	2	0	0	0
520	Kankakee	0	0	0	0	0	0	0	0	1	0
501	Kaskaskia	0	3	1	0	0	0	0	0	0	0
523	Kishwaukee	0	0	0	0	0	0	0	0	0	0
532	Lake County	0	1	6	0	0	0	0	0	2	0
517	Lake Land	0	2	0	0	0	0	3	0	0	0
536	Lewis & Clark	0	0	0	0	0	0	0	0	7	0
526	Lincoln Land	0	4	0	0	0	0	0	0	0	0
530	Logan	0	0	0	0	0	0	0	0	0	0
528	McHenry	0	0	0	0	0	0	0	0	7	0
541	Metropolitan	0	0	0	0	0	0	0	0	0	0
524	Moraine Valley	0	0	8	0	0	0	4	0	5	0
527	Morton	0	0	2	0	0	0	0	0	0	0
535	Oakton	0	4	0	0	0	0	11	0	4	0
505	Parkland	0	0	2	0	0	0	10	0	0	0
515	Prairie State	0	0	0	0	0	0	5	0	0	0
521	Rend Lake	0	11	0	0	0	0	0	0	0	0
537	Richland	0	0	4	0	0	0	1	0	5	0
511	Rock Valley	15	0	4	0	0	0	0	11	0	6
518	Sandburg	0	0	0	0	0	0	6	0	0	0
506	Sauk Valley	0	0	1	0	0	0	0	0	0	0
531	Shawnee	0	0	0	0	0	0	0	0	1	0
510	South Suburban	0	0	1	0	4	0	8	0	4	0
533	Southeastern	0	1	0	0	2	0	0	0	0	2
534	Spoon River	0	0	0	0	0	0	0	0	0	0
504	Triton	0	3	1	3	36	0	10	0	4	0
516	Waubonsee	0	0	0	0	0	0	1	0	15	0
539	Wood	0	0	0	0	0	0	0	0	0	0
	TOTALS	60	60	59	6	56	4	126	23	110	20

SOURCE OF DATA: A1 Submission

Illinois Community College Board
Table III-9
ANNUAL DUPLICATED COMPLETERS BY ACADEMIC PROGRAM BY COLLEGE
FOR FISCAL YEAR 1997

Dist. No.	District/College	Tool & Die Making 12 480507	Welding, Brazing, & Soldering 12 480508	Numerical Control 12 480520	Millwork & Cabinet Making 12 480703	Airplane Piloting 12 490102	Aviation Management 12 490104	Truck/Bus/Other Commercial Vehicle Operator 12 490205	Design & Visual Communications 12 500401	Commercial Photography 12 500406	Sign Language Interpreter 12 510205
522	Belleville	0	103	0	0	3	0	0	3	0	0
503	Black Hawk	0	1	0	0	0	0	0	2	0	0
508	Chicago	(0)	(0)	(0)	(0)	(0)	(0)	(0)	(1)	(0)	(0)
	Daley	0	0	0	0	0	0	0	0	0	0
	Kennedy-King	0	0	0	0	0	0	0	0	0	0
	Malcolm X	0	0	0	0	0	0	0	0	0	0
	Olive-Harvey	0	0	0	0	0	0	0	0	0	0
	Truman	0	0	0	0	0	0	0	0	0	0
	Washington	0	0	0	0	0	0	0	1	0	0
	Wilbur Wright	0	0	0	0	0	0	0	0	0	0
507	Danville	0	5	0	0	0	0	0	0	0	0
502	DuPage	13	1	0	0	0	0	0	35	18	0
509	Elgin	3	6	0	0	0	0	6	17	0	0
512	Harper	0	1	0	0	0	0	0	0	0	8
540	Heartland	0	0	0	0	0	0	0	0	0	0
519	Highland	0	1	0	0	0	0	0	0	0	0
514	Illinois Central	0	15	0	0	0	0	0	16	0	2
529	Illinois Eastern	(0)	(0)	(0)	(4)	(0)	(0)	(16)	(0)	(0)	(0)
	Frontier	0	0	0	0	0	0	0	0	0	0
	Lincoln Trail	0	0	0	0	0	0	0	0	0	0
	Olney Central	0	0	0	4	0	0	0	0	0	0
	Wabash	0	0	0	0	0	0	16	0	0	0
513	Illinois Valley	0	0	0	0	0	0	0	0	0	0
525	Joliet	0	0	0	0	0	0	0	0	0	0
520	Kankakee	1	2	0	0	0	0	0	0	0	0
501	Kaskaskia	0	2	0	0	0	0	0	0	0	0
523	Kishwaukee	1	0	0	0	0	0	0	0	0	0
532	Lake County	1	0	0	0	0	0	0	0	0	0
517	Lake Land	0	7	0	0	0	0	0	0	0	0
536	Lewis & Clark	0	0	0	0	0	0	0	0	0	0
526	Lincoln Land	0	12	0	0	0	3	0	0	0	0
530	Logan	0	4	0	0	0	0	0	0	0	7
528	McHenry	0	0	0	0	0	0	0	0	0	0
541	Metropolitan	0	0	0	0	0	0	0	0	0	0
524	Moraine Valley	0	5	0	0	0	0	0	0	0	0
527	Morton	0	1	0	0	0	0	0	0	0	0
535	Oakton	0	0	0	0	0	0	0	0	0	0
505	Parkland	0	0	0	0	0	0	47	11	0	0
515	Prairie State	1	5	0	0	0	0	0	2	2	0
521	Rend Lake	0	6	0	0	0	0	0	0	0	0
537	Richland	0	0	0	0	0	0	0	0	0	0
511	Rock Valley	17	2	4	0	0	0	0	0	0	0
518	Sandburg	0	1	1	0	0	0	0	0	0	0
506	Sauk Valley	0	0	0	0	0	0	0	0	0	0
531	Shawnee	0	0	0	0	0	0	0	0	0	0
510	South Suburban	0	0	0	0	0	0	0	2	0	0
533	Southeastern	0	6	0	0	0	0	0	0	0	0
534	Spoon River	0	0	0	0	0	0	0	0	0	0
504	Triton	0	16	0	0	0	0	1	5	0	0
516	Waubonsee	0	0	0	0	0	0	0	0	0	54
539	Wood	0	0	0	0	0	0	26	0	0	0
	TOTALS	37	202	5	4	3	3	154	94	20	71

SOURCE OF DATA: A1 Submission

Illinois Community College Board
 Table III-9
 ANNUAL DUPLICATED COMPLETERS BY ACADEMIC PROGRAM BY COLLEGE
 FOR FISCAL YEAR 1997

Dist. No.	District/College	Dental Assistant 12 510601	Dental Hygienist 12 510602	Dental Laboratory Assistant 12 510603	Hospital/Health Facilities Administration 12 510702	Health Unit Coordinator/Ward Clerk 12 510703	Medical Records Technology/ Technician 12 510707	Medical Transcription 12 510708	Medical Assistant 12 510801	Occupational Therapy Assistant 12 510803	Pharmacy Technician/Assistant 12 510805
522	Belleville	0	0	0	0	19	16	0	29	0	0
503	Black Hawk	1	0	0	0	0	0	0	0	0	0
508	Chicago	(0)	(0)	(0)	(0)	(0)	(9)	(14)	(0)	(22)	(16)
	Daley	0	0	0	0	0	0	0	0	0	0
	Kennedy-King	0	0	0	0	0	0	14	0	0	0
	Malcolm X	0	0	0	0	0	0	0	0	0	16
	Olive-Harvey	0	0	0	0	0	0	0	0	0	0
	Truman	0	0	0	0	0	9	0	0	0	0
	Washington	0	0	0	0	0	0	0	0	0	0
	Wilbur Wright	0	0	0	0	0	0	0	0	22	0
507	Danville	0	0	0	0	0	0	0	0	0	0
502	DuPage	0	0	0	0	0	15	29	0	20	0
509	Elgin	10	0	0	0	0	0	4	0	0	0
512	Harper	0	25	0	0	0	0	4	9	0	13
540	Heartland	0	0	0	0	0	0	0	0	0	0
519	Highland	0	0	0	0	0	0	1	0	0	0
514	Illinois Central	3	23	0	6	0	1	6	0	14	0
529	Illinois Eastern	(0)	(0)	(0)	(0)	(0)	(0)	(1)	(0)	(0)	(0)
	Frontier	0	0	0	0	0	0	0	0	0	0
	Lincoln Trail	0	0	0	0	0	0	0	0	0	0
	Olney Central	0	0	0	0	0	0	1	0	0	0
	Wabash	0	0	0	0	0	0	0	0	0	0
513	Illinois Valley	7	0	0	0	0	0	0	0	0	0
525	Joliet	0	0	0	0	0	0	2	0	0	0
520	Kankakee	0	0	0	0	0	0	0	0	0	0
501	Kaskaskia	13	0	0	0	0	0	0	0	0	0
523	Kishwaukee	0	0	0	0	0	0	13	0	0	0
532	Lake County	0	0	0	0	0	8	10	0	0	0
517	Lake Land	0	20	0	0	0	0	0	0	0	0
536	Lewis & Clark	20	12	0	0	23	0	0	0	0	0
526	Lincoln Land	0	0	0	0	0	0	0	0	0	0
530	Logan	15	0	0	0	0	1	8	0	4	0
528	McHenry	0	0	0	0	0	0	0	0	0	0
541	Metropolitan	0	0	0	0	0	0	0	0	0	0
524	Moraine Valley	0	0	0	0	0	13	0	0	0	0
527	Morton	7	0	0	0	0	0	0	0	0	0
535	Oakton	0	0	0	0	0	14	4	0	0	0
505	Parkland	8	31	0	0	0	0	1	0	19	0
515	Prairie State	0	29	0	0	0	0	0	0	0	0
521	Rend Lake	0	0	0	0	0	3	0	0	5	0
537	Richland	0	0	0	0	0	0	0	0	0	0
511	Rock Valley	0	0	0	0	0	0	0	0	0	1
518	Sandburg	0	0	0	0	0	0	0	0	0	0
506	Sauk Valley	0	0	0	0	0	0	0	0	0	0
531	Shawnee	0	0	0	0	0	0	4	0	5	0
510	South Suburban	0	0	0	0	0	0	11	0	39	13
533	Southeastern	0	0	0	0	0	3	0	0	5	0
534	Spoon River	0	0	0	0	0	0	0	0	0	0
504	Triton	0	0	19	0	0	0	0	0	0	0
516	Waubonsee	0	0	0	0	0	0	0	0	0	0
539	Wood	0	0	0	0	0	0	0	0	0	0
	TOTALS	84	140	19	6	42	83	112	38	133	43

SOURCE OF DATA: A1 Submission

Illinois Community College Board
 Table III-9
 ANNUAL DUPLICATED COMPLETERS BY ACADEMIC PROGRAM BY COLLEGE
 FOR FISCAL YEAR 1997

Dist. No.	District/College	Physical Therapy Assistant 12 510806	Physician Assistant 12 510807	Veterinarian Assistant/Animal Health Technician 12 510808	Emergency Medical Technology/Technician 12 510904	Nuclear Medical Technology/ Technician 12 510905	Medical Radiologic Technology/ Technician 12 510907	Respiratory Therapy Technician 12 510908	Surgical/Operating Room Technician 12 510909	Diagnostic Medical Sonography 12 510910	Renal Dialysis Technology/ Technician 12 510911
522	Belleville	37	0	0	0	0	31	19	0	0	0
503	Black Hawk	21	0	0	0	0	0	4	0	0	0
508	Chicago	(0)	(20)	(0)	(134)	(0)	(50)	(11)	(0)	(0)	(12)
	Daley	0	0	0	0	0	0	0	0	0	0
	Kennedy-King	0	0	0	0	0	0	0	0	0	0
	Malcolm X	0	20	0	134	0	21	1	0	0	12
	Olive-Harvey	0	0	0	0	0	0	10	0	0	0
	Truman	0	0	0	0	0	0	0	0	0	0
	Washington	0	0	0	0	0	0	0	0	0	0
	Wilbur Wright	0	0	0	0	0	29	0	0	0	0
507	Danville	0	0	0	0	0	0	0	0	0	0
502	DuPage	0	0	0	5	6	32	22	0	0	0
509	Elgin	0	0	0	26	0	0	0	15	0	0
512	Harper	0	0	0	0	0	0	0	0	0	0
540	Heartland	0	0	0	0	0	0	0	0	0	0
519	Highland	0	0	0	0	0	0	0	0	0	0
514	Illinois Central	19	0	0	1	0	11	17	11	0	0
529	Illinois Eastern	(0)	(0)	(0)	(7)	(0)	(12)	(0)	(0)	(0)	(0)
	Frontier	0	0	0	7	0	0	0	0	0	0
	Lincoln Trail	0	0	0	0	0	0	0	0	0	0
	Olney Central	0	0	0	0	0	12	0	0	0	0
	Wabash	0	0	0	0	0	0	0	0	0	0
513	Illinois Valley	0	0	0	0	0	0	0	0	0	0
525	Joliet	0	0	0	0	0	0	0	0	0	0
520	Kankakee	13	0	0	0	0	13	3	0	0	0
501	Kaskaskia	22	0	0	0	0	21	11	0	0	0
523	Kishwaukee	0	0	0	0	0	20	0	0	0	0
532	Lake County	0	0	0	0	0	8	0	0	0	0
517	Lake Land	23	0	0	0	0	0	0	0	0	0
536	Lewis & Clark	0	0	0	0	0	0	0	0	0	0
526	Lincoln Land	27	0	0	0	0	18	7	0	0	0
530	Logan	0	0	0	0	0	0	0	0	0	0
528	McHenry	0	0	0	25	0	0	0	0	0	0
541	Metropolitan	0	0	0	0	0	0	0	0	0	0
524	Moraine Valley	0	0	0	1	0	22	15	0	0	0
527	Morton	24	0	0	0	0	0	0	0	0	0
535	Oakton	30	0	0	0	0	0	0	0	0	0
505	Parkland	0	0	26	0	0	13	6	9	0	0
515	Prairie State	0	0	0	0	0	0	0	3	0	0
521	Rend Lake	0	0	0	9	0	0	0	0	0	0
537	Richland	0	0	0	0	0	0	0	0	0	0
511	Rock Valley	0	0	0	0	0	0	16	0	0	0
518	Sandburg	0	0	0	0	0	16	0	0	0	0
506	Sauk Valley	0	0	0	0	0	13	0	0	0	0
531	Shawnee	0	0	0	0	0	0	0	0	0	0
510	South Suburban	0	0	0	0	0	26	0	0	4	0
533	Southeastern	0	0	0	32	0	0	0	0	0	0
534	Spoon River	0	0	0	0	0	0	0	0	0	0
504	Triton	0	0	0	0	16	31	6	27	16	0
516	Waubonsee	0	0	0	0	0	0	16	0	0	0
539	Wood	0	0	0	0	0	0	0	0	0	0
	TOTALS	216	20	26	240	22	337	153	65	20	12

SOURCE OF DATA: A1 Submission

Illinois Community College Board
 Table III-9
 ANNUAL DUPLICATED COMPLETERS BY ACADEMIC PROGRAM BY COLLEGE
 FOR FISCAL YEAR 1997

Dist. No.	District/College	Computerized Tomography 12 510913	Magnetic Resonance Imaging 12 510914	Medical Laboratory Technician 12 511004	Alcohol/Drug Abuse Counseling 12 511501	Psychiatric/Mental Health Services Technician 12 511502	Nursing (R.N. Training) 12 511601	Practical Nurse (L.P.N. Training) 12 511613	Nurse Assistant/Aide 12 511614	Home Health Aide 12 511615
522	Belleville	0	0	8	0	0	42	0	70	0
503	Black Hawk	0	0	0	0	0	46	44	1	0
508	Chicago	(0)	(0)	(52)	(84)	(0)	(257)	(150)	(94)	(0)
	Daley	0	0	0	0	0	42	0	17	0
	Kennedy-King	0	0	0	0	0	70	144	77	0
	Malcolm X	0	0	52	0	0	63	0	0	0
	Olive-Harvey	0	0	0	0	0	24	0	0	0
	Truman	0	0	0	0	0	58	0	0	0
	Washington	0	0	0	84	0	0	0	0	0
	Wilbur Wright	0	0	0	0	0	0	6	0	0
507	Danville	0	0	0	1	0	0	0	0	0
502	DuPage	0	0	0	25	0	50	0	0	0
509	Elgin	0	0	11	13	2	80	86	5	0
512	Harper	0	0	0	0	0	105	41	0	0
540	Heartland	0	0	0	0	0	25	4	0	0
519	Highland	0	0	0	0	0	31	11	0	0
514	Illinois Central	0	0	15	0	0	27	11	3	0
529	Illinois Eastern	(0)	(0)	(0)	(0)	(0)	(100)	(71)	(111)	(0)
	Frontier	0	0	0	0	0	0	0	56	0
	Lincoln Trail	0	0	0	0	0	0	0	19	0
	Olney Central	0	0	0	0	0	99	71	29	0
	Wabash	0	0	0	0	0	1	0	7	0
513	Illinois Valley	0	0	0	0	0	60	28	92	0
525	Joliet	0	0	0	0	0	99	0	0	0
520	Kankakee	0	0	5	0	0	49	20	0	0
501	Kaskaskia	0	0	0	0	0	71	24	0	0
523	Kishwaukee	0	0	0	0	0	38	1	42	0
532	Lake County	0	0	42	7	0	60	0	0	0
517	Lake Land	0	0	0	0	0	34	23	75	0
536	Lewis & Clark	0	0	1	0	0	73	16	104	0
526	Lincoln Land	0	0	0	0	0	92	0	0	0
530	Logan	0	0	7	0	0	48	66	0	0
528	McHenry	0	0	0	0	0	0	0	104	5
541	Metropolitan	0	0	0	2	0	0	0	4	0
524	Moraine Valley	0	0	8	2	0	53	0	0	0
527	Morton	0	0	0	0	0	35	30	1	0
535	Oakton	0	0	7	4	0	70	1	25	0
505	Parkland	0	0	0	0	0	104	30	0	0
515	Prairie State	0	0	0	11	11	61	0	0	0
521	Rend Lake	0	0	7	0	0	38	55	105	0
537	Richland	0	0	0	0	0	35	0	0	0
511	Rock Valley	0	0	0	0	0	35	0	190	0
518	Sandburg	0	0	0	0	0	38	26	0	0
506	Sauk Valley	0	0	7	0	0	14	17	27	0
531	Shawnee	0	0	1	0	0	21	49	0	0
510	South Suburban	0	0	0	0	1	71	32	0	0
533	Southeastern	0	0	0	0	6	44	76	0	0
534	Spoon River	0	0	0	0	0	20	25	0	0
504	Triton	17	14	0	22	0	108	96	0	0
516	Waubensee	0	0	0	6	0	57	0	126	0
539	Wood	0	0	2	0	0	30	40	57	0
	TOTALS	17	14	173	177	20	2221	1073	1236	5

SOURCE OF DATA: A1 Submission

Illinois Community College Board
Table III-9
ANNUAL DUPLICATED COMPLETERS BY ACADEMIC PROGRAM BY COLLEGE
FOR FISCAL YEAR 1997

Dist. No.	District/College	Ophthalmic Medical Technologist 12 511803	Medical Laboratory Aide/ Phlebotomy 12 512602	Therapeutic Recreational Assisting 12 512604	Business Administration & Management, General 12 520201	Logistics & Materials Management 12 520202	Purchasing, Procurement, & Contracts Management 12 520203	Office Supervision & Management 12 520204	Operations Management & Supervision 12 520205	Accounting 12 520301
522	Belleville	0	0	0	32	0	0	0	0	0
503	Black Hawk	0	0	0	15	0	0	0	0	0
508	Chicago	(0)	(0)	(0)	(48)	(0)	(5)	(0)	(0)	(0)
	Daley	0	0	0	4	0	5	0	0	0
	Kennedy-King	0	0	0	2	0	0	0	0	0
	Malcolm X	0	0	0	0	0	0	0	0	0
	Olive-Harvey	0	0	0	11	0	0	0	0	0
	Truman	0	0	0	4	0	0	0	0	0
	Washington	0	0	0	4	0	0	0	0	0
	Wilbur Wright	0	0	0	23	0	0	0	0	0
507	Danville	0	0	0	0	0	0	4	0	0
502	DuPage	0	0	0	87	0	0	7	0	0
509	Elgin	0	0	0	6	0	0	12	0	0
512	Harper	0	0	0	22	0	0	0	0	0
540	Heartland	0	0	0	0	0	0	0	0	0
519	Highland	0	0	0	6	0	0	0	0	0
514	Illinois Central	0	0	0	37	0	1	0	0	0
529	Illinois Eastern	(0)	(0)	(0)	(9)	(0)	(0)	(0)	(0)	(0)
	Frontier	0	0	0	0	0	0	0	0	0
	Lincoln Trail	0	0	0	9	0	0	0	0	0
	Olney Central	0	0	0	0	0	0	0	0	0
	Wabash	0	0	0	0	0	0	0	0	0
513	Illinois Valley	0	0	0	7	0	0	0	0	0
525	Joliet	0	0	0	0	0	0	0	5	0
520	Kankakee	0	0	0	20	0	0	0	0	0
501	Kaskaskia	0	0	0	16	0	0	12	0	0
523	Kishwaukee	0	0	0	6	0	3	0	2	0
532	Lake County	0	0	0	27	0	0	0	2	5
517	Lake Land	0	0	0	24	0	0	1	0	0
536	Lewis & Clark	0	0	0	6	0	0	0	0	0
526	Lincoln Land	0	0	0	31	0	0	23	0	0
530	Logan	0	0	0	0	0	0	0	0	0
528	McHenry	0	0	0	0	0	0	0	8	0
541	Metropolitan	0	0	0	0	0	0	0	0	0
524	Moraine Valley	0	40	5	29	0	0	0	0	0
527	Morton	0	0	0	9	0	0	0	0	0
535	Oakton	0	0	0	0	0	1	0	1	0
505	Parkland	0	0	0	19	0	1	0	0	0
515	Prairie State	0	0	0	0	0	0	0	8	0
521	Rend Lake	0	0	0	21	0	0	0	0	0
537	Richland	0	0	0	26	0	2	0	0	0
511	Rock Valley	0	0	0	29	0	12	5	0	0
518	Sandburg	0	0	0	7	3	0	0	0	0
506	Sauk Valley	0	0	0	7	0	0	0	0	0
531	Shawnee	0	0	0	0	0	0	0	0	0
510	South Suburban	0	0	0	0	0	0	17	0	0
533	Southeastern	0	0	0	8	0	0	0	0	0
534	Spoon River	0	0	0	0	0	0	0	0	0
504	Triton	20	0	4	16	0	0	0	1	0
516	Waubonsee	0	0	0	1	0	0	0	1	0
539	Wood	0	0	0	14	0	0	0	0	0
	TOTALS	20	40	9	585	3	25	81	28	5

SOURCE OF DATA: A1 Submission



Illinois Community College Board
Table III-9
ANNUAL DUPLICATED COMPLETERS BY ACADEMIC PROGRAM BY COLLEGE
FOR FISCAL YEAR 1997

Dist. No. District/College	Accounting Technician 12 520807	Administrative Astd./Secretarial Science, General 12 520401	Executive Assistant/Secretary 12 520402	Legal Administrative Assistant/ Secretary 12 520403	Medical Administrative Assistant/ Secretary 12 520404	Court Reporter 12 520405	Information Processing/Data Entry Technician 12 520407	General Office Clerk/Clerical & Typing Services 12 520408	Enterprise Management & Operation, General 12 520701
522 Belleville	14	27	0	5	1	0	82	3	0
503 Black Hawk	16	25	0	3	5	0	11	0	0
508 Chicago	(178)	(41)	(0)	(0)	(31)	(0)	(73)	(16)	(0)
Daley	22	1	0	0	30	0	64	0	0
Kennedy-King	3	12	0	0	0	0	9	4	0
Malcolm X	19	0	0	0	0	0	0	0	0
Olive-Harvey	13	17	0	0	0	0	0	0	0
Truman	40	5	0	0	0	0	0	0	0
Washington	15	4	0	0	1	0	0	0	0
Wilbur Wright	66	2	0	0	0	0	0	12	0
507 Danville	16	1	6	0	5	0	6	0	0
502 DuPage	49	59	0	5	0	0	0	0	0
509 Elgin	2	5	6	1	0	0	7	0	0
512 Harper	33	14	16	1	2	0	6	4	2
540 Heartland	0	9	0	0	0	0	4	0	0
519 Highland	4	9	0	0	0	0	0	0	0
514 Illinois Central	15	18	0	0	4	2	25	20	0
529 Illinois Eastern	(5)	(34)	(2)	(0)	(3)	(3)	(55)	(0)	(0)
Frontier	0	11	0	0	0	0	17	0	0
Lincoln Trail	0	7	2	0	0	0	19	0	0
Olney Central	5	7	0	0	3	0	8	0	0
Wabash	0	9	0	0	0	3	11	0	0
513 Illinois Valley	15	0	0	0	0	0	11	5	0
525 Joliet	9	32	0	0	0	0	18	2	0
520 Kankakee	19	14	0	9	7	0	2	0	0
501 Kaskaskia	12	0	11	0	0	0	0	0	0
523 Kishwaukee	8	12	0	1	0	0	2	7	0
532 Lake County	27	23	0	0	0	0	29	0	0
517 Lake Land	17	11	0	1	4	0	25	3	0
536 Lewis & Clark	10	5	0	6	14	0	0	4	0
526 Lincoln Land	3	8	2	0	4	0	62	0	0
530 Logan	19	0	3	3	5	0	0	1	0
528 McHenry	8	17	0	2	0	0	17	0	5
541 Metropolitan	0	6	0	0	0	0	5	0	5
524 Moraine Valley	14	29	1	1	0	0	0	5	1
527 Morton	3	6	0	2	1	0	18	4	0
535 Oakton	9	17	5	0	0	0	0	0	0
505 Parkland	26	3	8	7	2	0	6	0	2
515 Prairie State	5	7	0	0	0	0	19	0	1
521 Rend Lake	2	8	0	0	5	0	7	0	3
537 Richland	2	24	0	0	0	0	6	0	0
511 Rock Valley	15	10	0	2	4	0	0	0	9
518 Sandburg	16	16	0	3	5	0	10	8	0
506 Sauk Valley	16	8	0	1	2	0	7	1	0
531 Shawnee	8	0	4	2	9	0	0	1	0
510 South Suburban	30	5	4	0	4	8	2	5	7
533 Southeastern	0	3	0	0	0	0	4	1	0
534 Spoon River	0	17	0	0	0	0	0	4	0
504 Triton	13	21	9	7	0	6	6	1	1
516 Waubensee	14	4	4	4	1	0	10	2	0
539 Wood	2	4	1	0	0	0	1	2	0
TOTALS	654	552	82	66	118	19	536	99	36

SOURCE OF DATA: A1 Submission



Illinois Community College Board
Table III-9
ANNUAL DUPLICATED COMPLETERS BY ACADEMIC PROGRAM BY COLLEGE
FOR FISCAL YEAR 1997

Dist. No.	District/College	Banking & Financial Support Services 12 520803	Investments & Securities 12 520807	Hotel/Motel & Restaurant Management 12 520902	Human Resources Management 12 521001	International Business 12 521101	Management Information Systems/Business Data Processing, General 12 521201	Business Computer Programming/Programmer 12 521202	Business Systems Networking & Telecommunications 12 521204	Business Computer Facilities Operator 12 521205
522	Belleville	3	0	0	0	0	0	11	0	0
503	Black Hawk	1	0	1	0	0	0	23	0	3
508	Chicago	(6)	(0)	(0)	(0)	(0)	(0)	(182)	(0)	(0)
	Daley	0	0	0	0	0	0	7	0	0
	Kennedy-King	0	0	0	0	0	0	48	0	0
	Malcolm X	0	0	0	0	0	0	8	0	0
	Olive-Harvey	0	0	0	0	0	0	26	0	0
	Truman	0	0	0	0	0	0	48	0	0
	Washington	6	0	0	0	0	0	28	0	0
	Wilbur Wright	0	0	0	0	0	0	17	0	0
507	Danville	0	0	0	0	0	0	22	0	14
502	DuPage	0	0	3	0	0	0	66	0	0
509	Elgin	0	0	0	0	0	0	5	7	0
512	Harper	8	0	0	3	1	0	43	0	1
540	Heartland	0	0	0	0	0	5	0	0	0
519	Highland	0	0	0	1	0	0	2	0	0
514	Illinois Central	7	0	0	0	0	0	24	0	0
529	Illinois Eastern	(2)	(0)	(0)	(0)	(0)	(0)	(0)	(0)	(0)
	Frontier	0	0	0	0	0	0	0	0	0
	Lincoln Trail	1	0	0	0	0	0	0	0	0
	Olney Central	0	0	0	0	0	0	0	0	0
	Wabash	1	0	0	0	0	0	0	0	0
513	Illinois Valley	0	0	0	0	0	0	1	4	0
525	Joliet	0	0	0	10	0	0	13	0	0
520	Kankakee	0	0	0	0	0	0	7	0	0
501	Kaskaskia	0	0	0	0	0	0	4	0	0
523	Kishwaukee	0	0	0	0	0	0	4	0	0
532	Lake County	0	0	0	0	0	0	16	0	0
517	Lake Land	0	0	0	0	0	0	10	0	7
536	Lewis & Clark	1	0	1	2	0	0	13	0	0
526	Lincoln Land	0	0	2	0	0	0	47	0	0
530	Logan	0	0	0	0	0	0	21	0	0
528	McHenry	0	0	0	0	1	0	3	0	0
541	Metropolitan	0	0	0	0	0	0	1	0	0
524	Moraine Valley	0	0	0	3	0	0	11	13	0
527	Morton	1	0	0	0	0	0	8	0	0
535	Oakton	6	4	4	0	0	0	25	4	0
505	Parkland	4	0	7	0	4	3	33	8	0
515	Prairie State	1	0	0	0	0	0	7	0	3
521	Rend Lake	0	0	0	0	0	0	1	0	0
537	Richland	0	0	0	0	0	0	3	0	0
511	Rock Valley	3	0	0	0	0	0	9	0	0
518	Sandburg	0	0	0	3	0	0	11	0	0
506	Sauk Valley	0	0	0	0	0	0	1	0	0
531	Shawnee	0	0	1	0	0	0	6	0	0
510	South Suburban	5	0	0	0	0	0	25	0	0
533	Southeastern	0	0	0	0	0	0	7	0	0
534	Spoon River	0	0	0	0	0	0	6	0	0
504	Triton	0	0	9	1	0	0	8	0	3
516	Waubonsee	0	0	0	0	0	0	3	0	0
539	Wood	0	0	0	0	0	0	0	0	0
	TOTALS	48	4	28	23	6	8	682	36	31

SOURCE OF DATA: A1 Submission

Illinois Community College Board
 Table III-9
 ANNUAL DUPLICATED COMPLETERS BY ACADEMIC PROGRAM BY COLLEGE
 FOR FISCAL YEAR 1997

Dist. No.	District/College	Business Marketing/Marketing Management 12 521401	International Business Marketing 12 521403	Real Estate 12 520501	General Studies	Vocational Skills	Total*
522	Belleville	0	0	3	0	0	1747
503	Black Hawk	0	0	0	0	0	857
508	Chicago	(0)	(0)	(0)	(4)	(56)	(4987)
	Daley	0	0	0	0	1	563
	Kennedy-King	0	0	0	4	0	615
	Malcolm X	0	0	0	0	0	581
	Olive-Harvey	0	0	0	0	0	403
	Truman	0	0	0	0	53	838
	Washington	0	0	0	0	0	1407
	Wilbur Wright	0	0	0	0	2	580
507	Danville	0	0	0	0	0	231
502	DuPage	0	0	0	0	0	2242
509	Elgin	0	0	0	0	0	1021
512	Harper	0	0	0	0	0	1490
540	Heartland	0	0	0	0	0	308
519	Highland	0	0	0	0	1	275
514	Illinois Central	0	0	3	0	0	1145
529	Illinois Eastern	(0)	(0)	(0)	(0)	(0)	(1108)
	Frontier	0	0	0	0	0	157
	Lincoln Trail	0	0	0	0	0	268
	Olney Central	0	0	0	0	0	424
	Wabash	0	0	0	0	0	259
513	Illinois Valley	0	0	0	0	0	675
525	Joliet	0	0	1	0	0	835
520	Kankakee	0	0	0	0	0	370
501	Kaskaskia	0	0	0	0	0	583
523	Kishwaukee	0	0	0	0	0	493
532	Lake County	0	0	0	0	0	957
517	Lake Land	0	0	0	0	0	913
536	Lewis & Clark	0	0	0	0	0	641
526	Lincoln Land	0	0	0	0	0	1070
530	Logan	0	0	0	0	0	656
528	McHenry	0	0	1	0	0	550
541	Metropolitan	0	0	0	1	9	89
524	Moraine Valley	0	0	1	0	0	1134
527	Morton	0	0	0	0	1	351
535	Oakton	7	2	0	0	0	558
505	Parkland	0	0	0	0	0	943
515	Prairie State	0	0	3	0	0	459
521	Rend Lake	0	0	0	0	0	663
537	Richland	0	0	0	0	0	318
511	Rock Valley	0	0	0	0	2	991
518	Sandburg	0	0	0	0	0	441
506	Sauk Valley	0	0	0	0	0	346
531	Shawnee	0	0	0	0	0	310
510	South Suburban	0	0	0	0	0	619
533	Southeastern	0	0	0	0	0	505
534	Spoon River	0	0	0	0	0	273
504	Triton	0	0	6	0	2	1104
516	Waubensee	0	0	2	1	0	807
539	Wood	0	0	0	0	11	328
	TOTALS	7	2	20	6	82	33393

*This total represents college-level graduates only. Prior to this year, adult education completions were included in this table.

SOURCE OF DATA: A1 Submission

Illinois Community College Board

Table III-10

SUMMARY OF ADULT EDUCATION COMPLETIONS
AWARDED IN FISCAL YEAR 1997 BY COMMUNITY COLLEGE DISTRICT

Dist. No.	District/College	Adult Basic Education Levels Completed	English As A Second Language Levels Completed	Total
522	Belleville	174	18	192
503	Black Hawk	110	36	146
508	Chicago	999	0	999
507	Danville	63	0	63
502	DuPage	192	374	566
509	Elgin	60	0	60
512	Harper	46	35	81
540	Heartland	15	0	15
519	Highland	20	1	21
514	Illinois Central	80	8	88
529	Illinois Eastern	42	0	42
513	Illinois Valley	66	63	129
525	Joliet	134	54	188
520	Kankakee	79	0	79
501	Kaskaskia	28	0	28
523	Kishwaukee	31	26	57
532	Lake County	83	162	245
517	Lake Land	24	0	24
536	Lewis & Clark	71	5	76
526	Lincoln Land	50	9	59
530	Logan	73	0	73
528	McHenry	21	74	95
541	Metropolitan	38	0	38
524	Moraine Valley	188	246	434
527	Morton	61	446	507
535	Oakton	115	263	378
505	Parkland	40	19	59
515	Prairie State	64	9	73
521	Rend Lake	43	0	43
537	Richland	92	5	97
511	Rock Valley	39	6	45
518	Sandburg	46	2	48
506	Sauk Valley	8	7	15
531	Shawnee	17	0	17
510	South Suburban	273	14	287
533	Southeastern	23	0	23
534	Spoon River	50	0	50
504	Triton	191	189	380
516	Waubonsee	50	54	104
539	Wood	20	0	20
TOTALS		3,819	2,125	5,944

Education levels completed: ABE Beginning (0 - 5.9) to ABE Intermediate, ABE Intermediate (6.0-8.9) to ASE,
ESL Beginning Level (CELSA/MELT 0-V) to ESL Intermediate,
ESL Intermediate Level (CELSA/MELT VI-VII) to ESL Advanced

SOURCE OF DATA: ISBE Adult Education Data (includes students enrolled in FY96 or FY97
who completed in FY97.

Illinois Community College Board
Table III-11
SUMMARY OF HIGH SCHOOL COMPLETIONS
AWARDED IN FISCAL YEAR 1997 BY COMMUNITY COLLEGE DISTRICT

Dist. No.	District/College	Passed GED Exam**	Alternative High School Diploma Awarded	Total High School Completions
522	Belleville	318	0	318
503	Black Hawk*	319	60	379
508	Chicago	1,051	0	1,051
507	Danville	59	3	62
502	DuPage	179	0	179
509	Elgin	49	0	49
512	Harper	114	0	114
540	Heartland	30	0	30
519	Highland	93	0	93
514	Illinois Central	105	0	105
529	Illinois Eastern	36	0	36
513	Illinois Valley*	70	0	70
525	Joliet	159	0	159
520	Kankakee*	164	4	168
501	Kaskaskia	41	0	41
523	Kishwaukee*	128	0	128
532	Lake County	164	0	164
517	Lake Land	65	0	65
536	Lewis & Clark	109	0	109
526	Lincoln Land	67	0	67
530	Logan	72	0	72
528	McHenry	55	0	55
541	Metropolitan	18	0	18
524	Moraine Valley	207	0	207
527	Morton	206	0	206
535	Oakton	23	25	48
505	Parkland	69	0	69
515	Prairie State	134	0	134
521	Rend Lake	60	0	60
537	Richland*	83	2	85
511	Rock Valley	121	0	121
518	Sandburg*	84	0	84
506	Sauk Valley	32	0	32
531	Shawnee	34	7	41
510	South Suburban*	321	0	321
533	Southeastern*	54	0	54
534	Spoon River	42	0	42
504	Triton	135	4	139
516	Waubonsee	114	0	114
539	Wood*	<u>85</u>	<u>0</u>	<u>85</u>
TOTALS		5,269	105	5,374

* GED completion data from ICCB Annual Enrollment and Completion (A1) Data for selected colleges. ISBE data includes students enrolled in FY96 or FY97 who completed in FY97.

** Completeness of the GED count is based on matches between student SSN identifiers in college and ETS data.

SOURCES OF DATA: ISBE Adult Education Data

ICCB Annual Enrollment and Completions (A1) Data for GED completions at selected colleges.

Section IV

FINANCIAL DATA

Presented in this section are financial data on audited revenues and expenditures, chargeback computations, local tax rates, tuition and fees, and state aid grants.

Tables IV-1 through IV-3 give historical data for annual enrollments, ICCB grants to colleges, and net instructional unit costs.

Table IV-4 shows the fiscal year 1997 reimbursable credit hours for funded instructional categories and the total reimbursable credit hours for each community college district. Reimbursable credit hours are those hours which qualify for state funding.

Tables IV-5 and IV-6 list the state grants received by each community college district during fiscal year 1997 and fiscal year 1998 for each category of grants.

Table IV-7 shows the per capita costs per credit hour, the chargeback rate, and tuition and fee rates for each community college district. Colleges are limited by law to a tuition rate that does not exceed one-third of their per capita costs.

Table IV-8 lists the total 1996 operating tax extensions and the corporate personal property replacement tax paid to each community college district in 1997.

Table IV-9 itemizes each college's 1996 tax levy rates for the Education Fund; Operations and Maintenance Fund; Bond and Interest Fund; Liability, Protection, and Settlement Fund; Audit Fund; and Other Funds.

Table IV-10 details the fiscal year 1997 net instructional unit cost for funded instructional categories for each community college district.

Tables IV-11 through IV-13 show operating revenues by source and operating expenditures by object and function for the Education and Operation and Maintenance Funds as reported in the districts' fiscal year 1997 external audits.

Tables IV-14 through IV-15 present total current funds revenues by source of funds and expenditures by function for each public community college district as reported in the districts' fiscal year 1997 external audit.

Table IV-16 provides data on energy costs for each college for fiscal year 1997.

Illinois Community College Board

Table IV-1

ANNUAL FTE STUDENTS*
FISCAL YEAR 1987 THROUGH FISCAL YEAR 1997

Dist. No	District/College	Annual FY 1987	Annual FY 1988	Annual FY 1989	Annual FY 1990	Annual FY 1991	Annual FY 1992	Annual FY 1993	Annual FY 1994	Annual FY 1995	Annual FY 1996	Annual FY 1997
		FTE	FTE	FTE	FTE	FTE	FTE	FTE	FTE	FTE	FTE	FTE
522	Belleville	5,406	5,639	6,040	6,335	6,691	7,378	7,782	7,393	7,056	6,991	6,870
503	Black Hawk	4,620	4,590	4,631	4,725	4,906	5,034	5,034	5,194	4,969	5,080	5,110
508	Chicago	58,571	54,079	51,429	51,831	56,147	58,754	55,902	52,403	47,708	45,887	45,748
507	Danville	1,929	1,893	1,924	1,992	2,085	2,182	2,249	1,937	1,736	1,665	1,629
502	DuPage	10,532	10,981	11,936	12,811	13,424	14,019	14,395	14,024	13,890	13,836	13,702
509	Elgin	2,823	2,978	3,403	3,966	4,168	4,465	4,798	4,688	4,585	4,628	4,678
512	Harper	7,123	7,301	7,723	7,923	7,847	8,218	8,183	7,970	7,641	7,413	7,540
540	Heartland											
519	Highland	1,654	1,687	1,712	1,801	1,790	1,823	1,826	1,796	1,707	1,603	1,743
514	Illinois Central	6,241	6,169	6,038	6,095	6,347	6,668	6,423	6,319	6,144	6,231	6,275
529	Illinois Eastern	4,808	4,134	4,170	4,317	4,567	4,818	4,691	4,423	4,452	4,404	4,603
513	Illinois Valley	2,482	2,469	2,401	2,493	2,605	2,634	2,617	2,572	2,468	2,348	2,423
525	Joliet	4,958	5,181	5,283	5,332	5,512	5,621	5,827	5,578	5,534	5,709	5,811
520	Kankakee	2,526	2,560	2,385	2,457	2,661	2,871	3,037	2,829	2,917	3,070	2,936
501	Kaskaskia	2,045	2,129	2,139	2,254	2,398	2,541	2,602	2,520	2,476	2,354	2,251
523	Kishwaukee	1,699	1,724	1,749	1,772	1,795	1,952	1,881	1,838	1,856	1,912	1,749
532	Lake County	4,664	4,701	5,001	5,552	5,733	5,865	6,032	5,870	5,807	5,887	5,942
517	Lake Land	2,582	2,742	2,708	2,890	2,992	3,217	3,231	3,276	3,141	3,283	3,389
536	Lewis & Clark	2,589	2,496	2,527	2,800	2,985	3,109	3,069	2,852	2,719	2,797	2,864
526	Lincoln Land	3,519	3,718	3,805	3,842	4,102	4,346	4,467	4,335	4,565	4,584	4,622
530	Logan	2,187	2,412	2,771	2,983	3,271	3,383	3,460	3,379	3,580	3,622	3,555
528	McHenry	1,453	1,407	1,537	1,737	1,949	2,267	2,449	2,499	2,531	2,716	2,707
541	Metropolitan									802	613	625
524	Moraine Valley	6,513	6,379	7,035	7,402	7,776	8,123	8,084	7,406	7,140	7,040	7,058
527	Morton	1,445	1,409	1,573	1,760	1,869	1,993	1,923	1,845	1,807	1,762	1,955
535	Oakton	4,875	4,783	5,329	5,781	5,960	6,146	6,327	6,289	6,031	6,367	6,070
505	Parkland	4,155	4,116	4,505	4,831	4,905	5,675	5,477	5,139	4,955	4,881	4,752
515	Prairie State	2,231	2,378	2,447	2,542	2,851	3,042	3,029	2,840	2,718	2,746	2,809
521	Rend Lake	1,822	1,914	1,942	2,061	2,180	2,266	2,138	2,219	2,335	2,301	2,296
537	Richland	1,597	1,636	1,720	1,883	1,963	2,167	2,220	2,064	1,869	1,775	1,782
511	Rock Valley	3,573	3,548	3,664	3,849	4,117	4,316	4,321	4,369	4,170	4,141	4,072
518	Sandburg	1,687	1,645	1,659	1,605	1,684	1,800	1,794	1,656	1,729	1,825	1,852
506	Sauk Valley	1,628	1,677	1,652	1,646	1,792	1,873	1,744	1,567	1,503	1,487	1,486
531	Shawnee	1,096	965	945	964	1,099	1,364	1,396	1,400	1,353	1,357	1,282
510	South Suburban	3,399	3,416	3,884	4,012	4,204	4,759	5,106	4,984	4,574	4,437	4,168
533	Southeastern	2,126	2,224	2,180	2,296	2,348	2,320	2,245	2,300	2,277	2,147	2,025
534	Spoon River	1,099	1,089	1,066	1,086	1,283	1,382	1,457	1,274	1,187	1,204	1,206
504	Triton	8,342	8,183	8,183	8,185	8,391	8,266	8,236	7,489	7,646	8,154	8,349
516	Waubounee	2,184	2,270	2,526	2,875	3,007	3,104	3,267	3,363	3,376	3,437	3,582
539	Wood	1,477	1,381	1,382	1,466	1,490	1,522	1,386	1,261	1,173	1,187	1,204
TOTALS		183,660	180,003	183,004	190,152	200,894	211,359	210,105	201,140	195,505	194,444	194,266

*Calculated from annual reimbursable credit hours
SOURCE OF DATA: ICCB Credit Hour Claims



Illinois Community College Board
Table IV-2
TOTAL ICCB GRANTS PAID TO COMMUNITY COLLEGES
FISCAL YEAR 1991 THROUGH FISCAL YEAR 1998

Dist No	Dist/College	FY 1991 Total Grants	FY 1992 Total Grants	FY 1993 Total Grants	FY 1994 Total Grants	FY 1995 Total Grants	FY 1996 Total Grants	FY 1997 Total Grants	FY 1998 Total Grants
522	Belleville	\$8,741,657	\$8,912,403	\$8,930,408	\$9,996,639	\$11,588,232	\$11,944,222	\$12,919,931	\$13,197,001
503	Black Hawk	7,156,716	7,011,571	6,978,585	7,340,297	7,560,329	8,374,803	8,821,192	9,496,762
508	Chicago	57,569,071	53,763,432	56,160,170	56,489,317	55,307,152	55,004,449	54,867,655	54,437,927
507	Danville	3,147,507	3,189,140	3,146,845	3,288,457	3,491,144	3,624,427	3,813,564	3,754,788
502	DuPage	12,028,986	12,051,255	11,939,840	11,964,764	12,627,767	13,179,428	13,790,384	14,154,326
509	Elgin	3,409,520	3,714,451	3,640,406	3,836,507	4,201,372	4,307,067	4,691,917	4,903,069
512	Harper	7,446,182	7,095,854	6,595,465	6,742,589	6,865,061	7,387,696	7,560,636	7,718,768
540	Heartland*							1,682,175	1,978,600
519	Highland	2,717,504	2,769,746	2,491,418	2,458,116	2,584,034	2,783,363	3,088,573	3,085,376
514	Illinois Central	8,248,636	7,679,254	7,577,320	7,652,605	7,776,102	8,299,320	8,550,807	8,990,741
529	Illinois Eastern	7,394,141	7,443,518	7,523,449	7,893,756	8,289,703	8,645,907	9,407,968	10,115,803
513	Illinois Valley	2,570,653	2,440,673	2,492,913	2,438,812	2,473,722	2,645,841	2,923,061	3,033,110
525	Joliet	5,349,311	5,031,849	4,867,164	4,829,447	4,927,588	4,791,921	5,315,643	5,948,450
520	Kankakee	4,139,209	3,984,002	3,897,761	4,355,528	4,331,001	4,650,210	5,090,772	5,331,459
501	Kaskaskia	3,675,774	3,690,756	3,813,223	4,139,871	4,494,373	4,650,210	5,325,738	6,105,851
523	Kishwaukee	2,874,913	2,729,376	2,455,612	2,554,458	2,494,373	2,654,823	2,978,101	3,105,796
532	Lake County	5,084,443	5,225,514	5,035,053	5,027,855	5,266,182	5,571,405	5,903,991	6,081,848
517	Lake Land	3,609,424	3,829,689	3,755,129	4,209,942	4,591,794	4,923,519	5,259,389	5,791,824
536	Lewis & Clark	3,030,806	3,418,863	3,289,051	3,342,042	3,529,624	3,780,402	4,039,454	4,297,924
526	Lincoln Land	3,959,795	3,777,511	3,804,974	3,874,207	4,051,525	4,286,015	4,818,344	5,160,656
530	Logan	5,354,910	5,410,548	6,041,715	6,232,524	6,784,207	7,260,943	8,510,363	9,447,213
528	McHenry	1,559,257	1,623,317	1,766,576	1,982,642	2,147,914	2,361,952	2,596,410	2,849,976
541	Metropolitan*							2,324,857	2,144,312
524	Moraine Valley	7,191,191	7,426,585	7,093,419	7,230,433	7,327,879	7,570,684	7,536,024	7,535,553
527	Morton	1,665,352	1,819,208	1,709,953	1,811,652	1,833,487	1,908,350	2,163,780	2,242,755
535	Oakton	5,069,275	5,176,328	4,950,623	5,000,129	5,291,025	5,696,547	6,005,266	6,464,993
505	Parkland	5,076,206	5,457,576	4,911,077	5,954,200	6,138,854	6,644,624	6,661,421	6,628,947
515	Prairie State	2,657,011	2,578,497	2,625,273	2,752,858	2,763,692	2,944,497	3,135,988	3,415,543
521	Rend Lake	3,703,699	3,848,469	3,920,115	4,041,847	4,108,903	4,358,233	4,994,048	5,428,696
537	Richland	1,702,556	1,741,509	1,734,528	1,865,178	1,943,716	2,046,188	2,288,960	2,293,923
511	Rock Valley	3,796,127	3,738,825	3,753,256	3,793,454	3,847,896	4,187,882	4,464,383	4,604,212
518	Sandburg	2,134,847	2,031,043	1,917,516	2,129,184	2,233,779	2,288,356	2,671,293	3,173,508
506	Sauk Valley	2,407,280	2,230,739	2,217,439	2,295,426	2,327,003	2,389,055	2,540,632	2,549,889
531	Shawnee	1,879,912	1,783,995	1,896,714	2,468,869	2,690,240	2,913,163	3,281,289	3,533,128
510	South Suburban	4,963,177	4,878,025	4,383,016	4,984,812	6,173,345	6,290,196	7,099,445	7,341,227
533	Southeastern	4,105,638	4,074,090	3,977,343	4,024,591	4,178,918	4,591,564	5,034,661	5,355,455
534	Spoon River	1,669,153	1,599,810	1,659,284	1,633,330	1,796,487	1,786,143	2,014,395	2,060,291
504	Triton	8,888,685	8,399,833	7,920,530	7,635,909	7,768,211	7,943,413	8,234,878	8,959,950
516	Waubensee	2,470,457	2,613,578	2,570,435	2,618,486	2,824,993	3,045,086	3,389,490	3,523,213
539	Wood	2,275,404	2,229,467	2,006,101	1,930,584	1,951,200	1,950,158	2,112,359	2,144,771
TOTALS		\$220,724,385	\$216,420,299	\$215,449,701	\$222,821,316	\$231,204,426	\$240,357,589	\$258,303,762	\$268,387,634

*Heartland and Metropolitan were included in the system funding formula in fiscal year 1997 for the first time.



Illinois Community College Board
Table IV-3
NET INSTRUCTIONAL UNIT COST IN ILLINOIS PUBLIC COMMUNITY COLLEGES
SINCE FISCAL YEAR 1991

<u>Dist.</u>	<u>District/College</u>	<u>FY 1991</u>	<u>FY 1992</u>	<u>FY 1993</u>	<u>FY 1994</u>	<u>FY 1995</u>	<u>FY 1996</u>	<u>FY 1997</u>
522	Belleville	\$103.48	\$105.82	\$106.73	\$115.93	\$125.33	\$133.82	\$139.94
503	Black Hawk	127.88	130.94	141.07	142.18	159.55	162.45	180.41
508	Chicago	109.06	108.75	114.61	117.08	135.91	154.72	141.25
	City-Wide	96.92	98.77	120.08	--	--	--	--
	Daley	121.05	123.14	141.60	126.79	152.58	141.92	133.84
	Kennedy-King	106.75	99.11	112.86	110.60	163.16	211.20	162.10
	Malcolm X	98.68	97.42	92.70	101.73	119.67	135.27	132.22
	Olive-Harvey	107.37	112.58	118.69	131.97	149.32	166.70	146.31
	Truman	102.02	101.52	101.94	107.78	122.03	133.25	127.81
	Washington	144.34	144.83	148.13	135.42	136.57	177.07	169.11
	Wright	131.27	127.23	122.91	127.13	136.03	156.83	142.63
507	Danville	135.58	120.96	129.93	143.97	170.47	185.04	212.85
502	DuPage	110.63	120.35	124.26	134.86	143.55	148.46	158.06
509	Elgin	129.03	133.46	138.97	144.08	161.87	158.84	180.29
512	Harper	158.78	161.06	163.08	178.72	160.70	220.69	219.30
540	Heartland					154.98	169.44	161.72
519	Highland	122.28	131.08	143.01	140.88	158.04	181.66	174.56
514	Illinois Central	124.92	124.83	133.16	152.64	149.11	143.51	168.50
529	Illinois Eastern	84.56	85.63	85.37	93.40	98.04	105.67	119.84
	Frontier	67.53	98.27	62.69	75.06	75.50	90.48	104.35
	Lincoln Trail	111.75	104.07	103.93	114.64	117.53	124.89	128.78
	Olney Central	111.64	78.24	101.98	105.90	117.30	128.29	164.24
	Wabash Valley	66.89	64.91	77.32	83.15	87.29	90.06	97.63
513	Illinois Valley	111.11	111.82	118.81	128.77	139.88	155.35	166.47
525	Joliet	142.08	143.86	145.15	158.98	178.19	194.66	200.64
520	Kankakee	95.39	93.29	92.69	102.81	104.19	104.92	116.97
501	Kaskaskia	110.66	112.59	111.56	123.75	131.50	136.10	141.28
523	Kishwaukee	134.01	123.83	131.17	144.26	150.88	153.25	179.45
532	Lake County	152.45	162.59	157.02	181.14	187.18	195.85	208.81
517	Lake Land	99.53	102.05	103.17	126.53	133.67	132.56	133.36
536	Lewis & Clark	103.96	98.82	109.91	124.33	143.38	141.78	175.99
526	Lincoln Land	123.39	116.48	117.79	132.62	142.43	154.95	164.06
530	Logan	106.18	119.28	111.12	124.19	127.47	143.69	155.85
528	McHenry	151.84	132.52	134.45	143.67	149.23	154.38	167.93
541	Metropolitan	160.09	189.53	154.71	DNA	155.79	155.79	132.49
524	Moraine Valley	137.39	159.83	136.17	160.72	164.54	174.17	175.85
527	Morton	140.20	141.87	145.58	155.63	153.54	163.19	160.21
535	Oakton	134.13	132.92	127.85	133.86	150.05	150.86	167.50
505	Parkland	137.44	125.15	146.46	154.08	169.00	176.44	185.40
515	Prairie State	122.63	125.97	133.69	143.42	156.65	160.24	181.06
521	Rend Lake	112.98	99.83	120.32	120.69	132.82	132.50	155.95
537	Richland	132.99	114.97	113.07	134.40	158.23	175.79	198.99
511	Rock Valley	133.76	138.16	147.55	151.39	162.88	172.64	177.83
518	Sandburg	122.93	124.45	130.58	130.58	163.17	163.17	207.27
506	Sauk Valley	127.63	134.54	138.56	154.96	164.82	200.45	196.54
531	Shawnee	111.53	116.51	70.54	136.07	161.85	170.32	170.53
510	South Suburban	128.96	129.71	133.81	141.00	162.52	164.81	159.48
533	Southeastern	108.78	114.70	120.55	127.15	138.40	143.79	153.76
534	Spoon River	130.04	116.30	119.20	127.38	127.63	156.13	171.04
504	Triton	146.59	149.00	154.41	160.88	158.98	154.35	152.84
516	Waubonsee	137.49	150.74	163.18	156.89	162.14	185.91	184.00
539	Wood	<u>137.86</u>	<u>140.43</u>	<u>147.42</u>	<u>162.90</u>	<u>176.48</u>	<u>182.77</u>	<u>184.54</u>
	STATE AVERAGES	\$121.74	\$123.44	\$126.88	\$136.09	\$147.68	\$158.95	\$163.40

SOURCE OF DATA: Unit Cost Reports

Illinois Community College Board
Table IV-4
FISCAL YEAR 1997 TOTAL REIMBURSABLE CREDIT HOURS

Dist.	No.	District	Baccalaureate	Business	Technical	Health	Remedial	ABE/ASE	Total
522		Belleville	115,695	21,615	34,063	10,421	16,448	7,855	206,096
503		Black Hawk	77,272	10,954	21,039	6,505	8,068	29,471	153,310
508		Chicago	347,990	57,496	76,762	66,926	98,949	724,314	1,372,437
507		Danville	28,297	4,826	7,367	1,135	3,764	3,485	48,874
502		DuPage	260,027	30,108	61,787	13,051	25,398	20,693	411,064
509		Elgin	76,083	11,134	18,787	7,336	7,528	19,477	140,344
512		Harper	147,441	18,193	17,796	7,771	21,470	13,528	226,198
540		Heartland	36,519	3,130	3,768	1,323	6,565	977	52,282
519		Highland	27,889	2,545	3,534	2,708	6,279	3,415	46,369
514		Illinois Central	123,863	16,804	24,293	8,869	7,315	7,103	188,247
529		Illinois Eastern	62,133	10,481	38,964	18,453	3,866	4,203	138,100
513		Illinois Valley	44,504	4,184	12,869	3,698	3,634	3,798	72,686
525		Joliet	100,793	10,034	28,980	6,318	17,160	11,052	174,336
520		Kankakee	31,223	6,025	6,844	8,351	6,105	29,547	88,093
501		Kaskaskia	38,988	5,535	9,334	8,912	2,756	2,006	67,530
523		Kishwaukee	31,163	3,123	5,844	3,554	3,528	5,262	52,473
532		Lake County	112,552	9,670	20,650	6,237	15,616	13,548	178,273
517		Lake Land	56,625	9,741	21,443	6,537	4,428	2,894	101,667
536		Lewis & Clark	49,716	7,460	8,190	6,633	7,457	6,477	85,932
526		Lincoln Land	84,045	11,416	20,965	9,334	10,356	2,542	138,658
530		Logan	68,304	9,793	10,364	7,374	4,958	5,857	106,650
528		McHenry	53,788	6,058	6,865	2,590	3,910	8,010	81,221
541		Metropolitan	9,290	1,213	1,168	619	2,339	4,112	18,741
524		Moraine Valley	141,875	12,245	19,142	12,489	15,261	10,719	211,730
527		Morton	27,688	2,588	3,700	3,459	2,301	18,906	58,642
535		Oakton	97,660	10,420	19,168	7,821	18,883	28,161	182,112
505		Parkland	91,938	8,794	13,352	9,978	14,523	3,990	142,575
515		Prairie State	46,618	4,822	9,607	6,383	9,218	7,624	84,271
521		Rend Lake	35,192	5,573	16,369	5,525	3,889	2,322	68,869
537		Richland	34,426	3,569	4,825	1,953	5,713	2,968	53,453
511		Rock Valley	74,534	8,851	19,917	4,492	9,438	4,942	122,173
518		Sandburg	30,269	5,556	7,026	5,459	3,573	3,692	55,574
506		Sauk Valley	27,845	3,474	5,142	2,647	4,280	1,178	44,566
531		Shawnee	23,505	3,891	2,933	3,446	1,613	3,070	38,458
510		South Suburban	56,678	10,657	10,347	10,996	13,690	22,664	125,031
533		Southeastern	27,849	4,792	14,600	7,477	2,179	3,861	60,757
534		Spoon River	23,659	2,797	3,774	2,513	1,452	1,974	36,169
504		Triton	115,080	24,294	38,670	23,363	13,315	35,735	250,457
516		Waubonsee	54,585	10,696	9,311	5,038	6,482	21,358	107,469
539		Wood	<u>19,576</u>	<u>3,444</u>	<u>5,322</u>	<u>2,488</u>	<u>2,880</u>	<u>2,423</u>	<u>36,132</u>
STATE TOTALS			2,913,171	397,997	664,872	330,176	416,587	1,105,208	5,828,011

*The credit hours used for funding purposes may not be the same as presented in this table.

SOURCE OF DATA: ICCB Credit Hour Claims

Illinois Community College Board
Table IV-5

SUMMARY OF FISCAL YEAR 1997 ICCB GRANTS TO ILLINOIS PUBLIC COMMUNITY COLLEGES

Dist. No.	District	Credit Hour Grants	Small College Grants	Equalization Grants	Special Population Grants	Workforce Preparation			Advanced Technology		Retirees Health Ins. Grants*	Total Grants
						Business/ Industry Grants	Education to Careers	Student Support Services	Instructional Equipment	Technology Support		
522	Belleville	\$6,632,101	\$0	\$5,320,205	\$165,930	\$189,822	\$115,627	\$82,506	\$214,369	\$126,815	\$72,556	\$12,919,931
503	Black Hawk	4,224,880	0	3,768,618	235,672	126,006	109,930	40,020	126,008	113,006	77,051	8,821,192
508	Chicago	33,176,335	0	12,286,874	6,687,504	509,797	231,285	412,694	657,411	234,125	671,629	54,867,655
507	Danville	1,651,639	120,000	1,571,347	76,600	69,761	104,183	16,468	48,131	105,352	50,083	3,813,564
502	DuPage	12,304,872	0	0	245,328	282,161	136,546	174,287	342,223	156,643	148,323	13,790,384
509	Elgin	3,910,768	0	0	210,354	118,958	110,295	52,885	116,249	117,188	55,220	4,691,917
512	Harper	6,605,786	0	0	216,499	138,396	118,524	89,688	143,164	129,149	119,429	7,560,636
540	Heartland	1,210,777	120,000	0	53,366	49,504	107,222	16,018	20,082	105,206	0	1,682,175
519	Highland	1,542,565	120,000	981,349	83,409	61,281	103,961	15,436	36,389	105,017	39,168	3,088,573
514	Illinois Central	5,492,433	0	2,256,635	97,194	143,834	115,389	67,416	150,693	121,910	105,303	8,550,807
529	Illinois Eastern	4,461,478	0	4,120,839	139,582	175,481	104,931	39,299	194,512	112,772	59,073	9,407,968
513	Illinois Valley	2,315,374	120,000	0	53,386	82,534	106,182	22,889	65,816	107,439	49,441	2,923,061
525	Joliet	4,899,081	0	0	184,902	126,217	115,966	59,767	126,300	119,424	88,609	5,720,266
520	Kankakee	2,369,604	0	2,291,799	235,967	86,518	105,312	22,209	71,333	107,218	25,684	5,315,643
501	Kaskaskia	2,412,477	120,000	2,054,606	58,748	96,006	104,996	18,716	84,469	106,083	34,673	5,090,772
523	Kishwaukee	1,642,161	120,000	775,030	76,761	66,958	103,767	18,699	44,249	106,077	24,400	2,978,101
532	Lake County	5,106,275	0	0	179,199	121,329	121,878	79,284	119,533	125,767	50,725	5,903,991
517	Lake Land	3,026,509	0	1,640,388	60,088	119,662	107,897	27,846	117,224	109,050	50,725	5,259,389
536	Lewis & Clark	2,519,130	0	955,976	118,357	84,161	113,788	47,380	68,069	110,367	42,378	4,039,454
526	Lincoln Land	4,137,191	0	4,852,254	97,703	93,815	106,238	31,898	127,522	115,399	56,504	4,818,344
530	Logan	3,112,748	0	0	93,461	82,099	109,119	47,380	81,437	110,245	24,400	8,510,363
528	McHenry	2,119,572	0	0	89,520	71,150	107,309	27,904	50,054	109,069	21,831	2,596,410
541	Metropolitan	686,574	120,000	1,186,560	54,975	47,924	103,429	5,660	17,895	101,840	0	2,324,857
524	Moraine Valley	6,646,394	0	0	171,666	154,077	114,812	76,506	164,875	124,864	82,830	7,536,024
527	Morton	1,542,314	120,000	0	102,541	62,125	105,302	22,924	37,557	107,450	63,567	2,163,780
535	Oakton	5,111,818	0	0	289,739	121,558	115,661	67,059	119,849	121,794	57,788	6,005,266
505	Parkland	4,749,466	0	1,190,432	136,028	125,685	110,539	48,781	125,564	115,854	59,073	6,661,421
515	Prairie State	2,520,870	0	52,654	110,684	79,751	108,552	30,578	61,963	109,938	60,999	3,135,988
521	Rend Lake	2,239,148	120,000	2,117,588	63,760	100,212	103,821	20,468	90,293	106,652	32,105	4,994,048
537	Richtland	1,725,018	120,000	0	87,095	63,989	106,354	21,909	40,139	107,120	17,337	2,288,960
511	Rock Valley	3,779,592	0	0	112,815	112,421	113,074	51,329	107,199	116,682	71,272	4,464,383
518	Sandburg	1,597,415	120,000	504,855	66,816	75,110	105,185	14,646	55,537	104,760	26,968	2,671,293
506	Sauk Valley	1,448,700	120,000	551,296	56,114	64,378	104,585	15,252	40,678	104,957	34,673	2,540,632
531	Shawnee	1,251,443	120,000	1,523,755	46,578	65,062	102,679	12,577	41,624	104,088	13,484	3,281,289
510	South Suburban	4,139,250	0	2,086,843	285,235	114,643	112,297	51,859	110,275	116,854	82,188	7,099,445
533	Southeastern	2,205,136	120,000	2,193,398	74,650	104,255	102,485	15,263	95,892	104,961	18,621	5,034,661
534	Southwestern	1,155,928	120,000	351,383	42,262	60,812	103,243	10,721	35,740	103,484	30,820	2,014,395
504	Triton	7,028,590	0	0	315,559	199,474	114,269	89,256	227,734	129,008	130,987	8,234,878
516	Waubensee	2,747,236	0	0	169,187	92,238	109,213	39,178	79,253	112,733	40,452	3,389,490
539	Wood	1,141,304	120,000	459,768	54,767	65,838	104,155	11,200	42,698	103,640	8,989	2,112,359

STATE TOTALS	\$166,589,952	\$1,920,000	\$55,094,452	\$11,700,000	\$4,650,000	\$4,500,000	\$2,000,000	\$4,500,000	\$4,650,000	\$4,650,000	\$2,699,358	\$258,303,762
OTHER RETIREES ROUNDING	48		648								642	696
	\$166,590,000	\$1,920,000	\$55,095,100	\$11,700,000	\$4,650,000	\$4,500,000	\$2,000,000	\$4,500,000	\$4,650,000	\$4,650,000	\$2,700,000	\$258,305,100

AOA

SOURCE OF DATA: ICCB Financial Records

Illinois Community College Board
Table IV-6
SUMMARY OF FISCAL YEAR 1998 ICCB GRANTS TO ILLINOIS PUBLIC COMMUNITY COLLEGES

	Credit Hour Grants	Small College Grants	Equalization Grants	Special Population Grants	Workforce Preparation			Advanced Technology			Deferred Maint. Grants	Health Ins. Grants	Retirees Grants	Total Grants
					Business/ Industry	Education to Careers	Student Support Services	Instructional Equipment	Technology Support					
522 Belleville	\$6,604,172	\$0	\$5,515,355	\$191,621	\$199,822	\$124,509	\$72,055	\$217,819	\$148,670	\$43,150	\$79,828	\$13,197,001		
503 Black Hawk	4,358,768	0	4,174,749	260,427	143,015	113,628	44,712	135,229	142,617	43,150	80,467	9,496,762		
508 Chicago	32,434,991	0	12,073,664	6,874,099	499,581	165,271	492,607	653,622	227,108	317,050	699,934	54,437,927		
507 Danville	1,536,615	120,000	1,537,529	88,498	81,598	111,944	14,335	45,939	117,065	43,150	58,115	3,754,788		
502 DuPage	12,604,217	0	0	257,274	298,014	132,623	167,294	360,574	131,633	48,150	154,547	14,154,326		
509 Elgin	4,041,444	0	0	215,943	136,340	122,524	50,973	125,526	102,777	48,150	59,392	4,903,069		
512 Harper	6,672,222	0	0	223,335	153,362	147,752	84,370	150,272	105,194	48,150	134,111	7,718,768		
540 Heartland	1,432,416	120,000	0	59,075	67,482	108,339	14,889	25,416	117,833	33,150	0	1,978,600		
519 Highland	1,518,646	120,000	908,846	87,727	75,100	108,119	23,701	36,492	129,639	38,150	38,956	3,085,376		
514 Illinois Central	5,656,337	0	2,404,747	117,368	162,310	117,856	58,828	163,282	136,054	48,150	125,809	8,990,741		
529 Illinois Eastern	4,594,306	0	4,426,825	150,976	193,734	108,486	77,091	208,967	161,510	132,600	61,308	10,115,803		
513 Illinois Valley	2,331,805	120,000	0	59,383	99,040	112,302	20,155	71,297	121,586	38,150	59,392	3,033,110		
525 Joliet	5,198,699	0	0	194,113	148,366	122,821	49,117	143,009	111,530	48,150	90,046	6,105,851		
520 Kankakee	2,450,101	0	2,763,851	243,931	100,880	111,992	30,439	73,971	107,674	38,150	27,461	5,948,450		
501 Kaskaskia	2,429,511	120,000	2,181,384	65,441	109,301	112,546	17,465	86,214	134,407	38,150	37,040	5,331,459		
523 Kishwaukee	1,718,364	120,000	772,423	82,950	80,324	106,480	17,819	44,086	98,378	38,150	26,822	3,105,796		
532 Lake County	5,240,601	0	0	189,993	130,687	119,487	74,406	117,306	105,019	48,150	56,199	6,081,848		
517 Lake Land	3,194,490	0	1,870,678	70,906	138,510	110,698	28,457	128,680	151,224	38,150	60,031	5,791,824		
536 Lewis & Clark	2,530,754	0	1,096,551	133,541	99,631	112,942	26,841	72,155	135,101	43,150	47,258	4,297,924		
526 Lincoln Land	4,288,298	0	50,000	105,023	146,054	116,844	57,625	139,648	155,790	38,150	63,224	5,160,656		
530 Logan	3,285,947	0	5,518,058	117,037	114,801	113,476	28,325	94,210	108,471	38,150	28,738	9,447,213		
528 McHenry	2,314,816	0	0	93,790	87,833	109,944	29,962	55,003	99,403	38,150	21,075	2,849,976		
541 Metropolitan	648,831	120,000	981,790	61,260	62,677	106,763	5,242	18,430	106,169	33,150	0	2,144,312		
524 Moraine Valley	6,544,494	0	50,000	183,204	156,280	140,112	69,552	154,515	103,032	48,150	86,214	7,535,553		
527 Morton	1,530,152	120,000	50,000	107,339	75,710	112,572	21,242	37,378	84,434	38,150	65,778	2,242,755		
535 Oakland	5,462,813	0	0	294,441	140,078	133,029	82,791	130,959	103,760	48,150	68,972	6,464,993		
505 Parkland	4,724,349	0	1,080,625	153,923	137,110	111,479	44,303	126,645	144,139	43,150	63,224	6,628,947		
515 Prairie State	2,545,630	0	228,744	120,759	95,177	129,738	30,436	65,681	92,365	43,150	30,654	3,415,543		
521 Rend Lake	2,288,598	120,000	2,414,189	77,817	112,845	116,112	20,765	38,020	115,761	38,150	63,863	5,428,696		
537 Richland	1,662,725	120,000	0	96,090	76,151	113,389	20,765	112,478	108,086	43,150	73,442	4,604,212		
511 Rock Valley	3,855,985	0	0	124,761	127,366	116,112	42,832	112,478	117,029	33,150	16,604	2,293,923		
518 Sandburg	1,759,026	120,000	734,519	75,907	92,175	109,717	17,228	61,316	141,093	43,150	29,377	3,173,508		
506 Sauk Valley	1,416,467	120,000	503,284	60,840	78,477	107,517	13,885	41,401	126,550	33,150	38,318	2,549,889		
531 Shawnee	1,289,451	120,000	1,665,477	55,717	80,275	111,702	11,977	44,015	106,676	33,150	14,688	3,533,128		
510 South Suburban	4,096,251	0	2,287,434	305,840	130,589	126,042	53,460	117,164	97,637	43,150	83,660	7,341,227		
533 Southeastern	2,265,859	120,000	2,365,993	83,214	120,022	113,922	18,912	101,801	110,869	33,150	21,713	5,355,455		
534 Spoon River	1,109,295	120,000	362,190	48,763	72,247	109,610	12,186	32,343	125,383	33,150	35,124	2,060,291		
504 Triton	7,586,020	0	0	333,262	242,872	119,745	98,077	280,406	107,727	48,150	143,691	8,959,950		
516 Waubesa	2,827,545	0	0	172,857	106,466	112,034	35,084	82,092	101,197	43,150	42,788	3,523,213		
539 Wood	1,116,499	120,000	407,500	61,555	77,700	129,663	12,522	40,272	134,415	33,150	11,495	2,144,771		
STATE TOTALS	\$169,167,510	\$1,920,000	\$58,426,405	\$12,300,000	\$5,250,000	\$4,725,000	\$2,100,000	\$4,725,000	\$4,875,000	\$1,999,350	\$2,899,358	\$268,387,634		
OTHER RETIREES ROUNDING	90		95		(2)	(3)	(1)		(5)	650	639	639		
	\$169,167,600	\$1,920,000	\$58,426,500	\$12,300,000	\$5,250,000	\$4,725,000	\$2,100,000	\$4,725,000	\$4,875,000	\$2,000,000	\$2,900,000	\$268,389,100		

105

SOURCE OF DATA: ICCB Financial Records

106



Illinois Community College Board
Table IV-7
PER CAPITA COSTS, CHARGEBACK RATES, AND STUDENT TUITION AND
FEE RATES AT ILLINOIS PUBLIC COMMUNITY COLLEGE DISTRICTS

Dist. No.	District	FY 1997 Per Capita Costs a)	FY 1998 Chargeback Rates a)	FY 1998 Student Tuition & Fee Rates b)
522	Belleville	\$179.06	\$64.08	\$42.50
503	Black Hawk	231.03	83.91	53.00
508	Chicago	DNS	DNS	46.67
507	Danville	299.94	140.23	40.00
502	DuPage	210.62	110.96	45.00
509	Elgin	253.44	168.46	42.00
512	Harper	259.31	160.18	47.50
540	Heartland	200.66	103.09	38.00
519	Highland	249.61	120.26	41.35
514	Illinois Central	242.97	103.10	44.45
529	Illinois Eastern	161.89	51.42	33.00
513	Illinois Valley	223.46	99.21	43.75
525	Joliet	217.33	106.71	46.00
520	Kankakee	182.20	60.16	38.00
501	Kaskaskia	181.43	59.18	39.75
523	Kishwaukee	268.81	149.34	42.00
532	Lake County	300.77	178.48	51.00
517	Lake Land	214.11	63.74	47.00
536	Lewis & Clark	256.21	117.51	48.00
526	Lincoln Land	178.60	76.58	39.75
530	Logan	175.94	80.62	33.00
528	McHenry	238.58	163.60	40.47
541	Metropolitan	DNS	DNS	44.00
524	Moraine Valley	237.99	134.52	49.00
527	Morton	204.97	76.65	48.00
535	Oakton	238.32	142.78	38.25
505	Parkland	232.35	133.07	47.00
515	Prairie State	230.01	96.64	56.00
521	Rend Lake	242.97	100.81	36.00
537	Richland	231.59	97.46	42.50
511	Rock Valley	242.43	112.51	43.00
518	Sandburg	222.18	96.36	54.00
506	Sauk Valley	223.58	86.04	44.00
531	Shawnee	234.06	82.06	35.00
510	South Suburban	247.91	123.91	53.00
533	Southeastern	193.25	74.14	33.00
534	Spoon River	223.70	83.48	48.00
504	Triton	197.31	85.25	44.50
516	Waubonsee	256.06	154.97	44.50
539	Wood	<u>236.32</u>	<u>100.60</u>	<u>52.00</u>
	AVERAGES	\$215.52	\$101.05	\$43.85

DNS - Data Not Submitted

SOURCES OF DATA: a) Certificate of Chargeback Reimbursement

b) ICCB Survey

Illinois Community College Board

Table IV-8

1996 OPERATING TAX EXTENSIONS* FOR REAL ESTATE AND OTHER PROPERTY
TAX AND 1997 CORPORATE PERSONAL PROPERTY REPLACEMENT TAX REVENUES

Dist. No.	District	1996 Operating Tax Extension a)	1997 Total CPPRT b)
522	Belleville	\$4,841,012	\$923,180
503	Black Hawk	4,665,040	908,367
508	Chicago	69,177,851	9,044,471
507	Danville	2,924,712	382,226
502	DuPage	41,269,341	1,030,172
509	Elgin	16,066,212	374,109
512	Harper	28,475,082	636,669
540	Heartland	4,894,405	532,543
519	Highland	2,488,796	266,938
514	Illinois Central	8,004,927	1,952,487
529	Illinois Eastern	2,100,240	446,015
513	Illinois Valley	3,290,508	798,351
525	Joliet	14,562,188	1,305,831
520	Kankakee	2,359,022	326,122
501	Kaskaskia	1,798,130	329,656
523	Kishwaukee	3,690,413	174,203
532	Lake County	24,109,371	785,657
517	Lake Land	3,464,515	289,432
536	Lewis & Clark	4,397,699	658,340
526	Lincoln Land	11,374,167	729,822
530	Logan	2,064,905	417,418
528	McHenry	9,000,273	215,992
541	Metropolitan	188,397	215,818
524	Moraine Valley	13,352,050	835,114
527	Morton	4,366,563	831,864
535	Oakton	22,715,529	681,452
505	Parkland	8,888,786	1,462,547
515	Prairie State	4,704,571	320,401
521	Rend Lake	1,124,499	285,152
537	Richland	4,434,213	287,044
511	Rock Valley	10,488,830	1,023,859
518	Sandburg	2,254,658	180,344
506	Sauk Valley	2,648,622	308,245
531	Shawnee	705,665	327,374
510	South Suburban	5,350,546	372,878
533	Southeastern	1,122,567	148,715
534	Spoon River	1,201,880	608,639
504	Triton	16,069,153	1,333,079
516	Waubonsee	9,628,384	613,256
539	Wood	<u>1,768,805</u>	<u>333,588</u>
	TOTALS	\$376,032,527	\$32,697,370

*1996 tax extensions are collectible in 1997

SOURCES OF DATA: a) ICCB 1998 Tax Survey

b) Department of Revenue

Illinois Community College Board

Table IV-9

1996 TAX LEVY RATES (PER \$100 OF EAV)

Dist. No.	District	Impacted by PTELL*	Education Fund	Oper. & Maint. Fund	Supp. Equity	Liability, Protect. & Settlement Fund	Audit Fund	Building Bonds	Working Cash Bonds	Protect., Health & Safety Bonds	Teacher's Orders/Other	Prot., Health., & Safety Tax Levy	PBC Oper. & Maint. Fund	PBC Rental Fund	Total
522	Belleville		13.20	2.80		3.65	0.04		1.27			3.01			23.97
503	Black Hawk		12.00	7.00	4.58	9.24	0.42					5.00			38.24
508	Chicago	X	17.49	5.00		0.62	0.30						2.71	12.00	38.12
507	Danville		37.29	7.50		5.74	0.25	9.85							60.63
502	DuPage	X	16.97	2.92		0.62	0.02								20.53
509	Elgin	X	22.61	7.22		3.11	0.06						1.62	6.90	41.52
512	Harper	X	16.68	7.16		1.07	0.04	2.24				0.99			28.18
540	Heartland		17.50	5.00		0.70	0.14		1.10						24.44
519	Highland		17.50	7.50		4.05	0.26		3.34	2.48		4.90			40.03
514	Illinois Central		20.00	5.00		5.52	0.13				0.65	3.13		8.83	43.26
529	Illinois Eastern		17.50	7.50		4.76	0.31			10.25		4.61			40.32
513	Illinois Valley		13.00	4.00		3.74	0.13		3.92			0.74			29.40
525	Joliet	X	12.45	7.47		1.42	0.08								22.16
520	Kankakee		12.43	3.50	3.05	2.17	0.27								21.42
501	Kaskaskia		17.50	7.50		6.04	0.32		5.43			5.00			41.79
523	Kishwaukee		27.13	7.04		1.30	0.26	17.07				3.25			58.65
532	Lake County		13.00	6.00		1.30	0.01	1.30				0.30			21.91
517	Lake Land		15.50	2.50		6.91	0.18					5.00			35.67
536	Lewis & Clark		15.00	10.00		3.22	0.09		3.30	0.10	9.00				40.71
526	Lincoln Land		27.00	7.00		2.47	0.10								36.57
530	Logan		20.00	5.00		5.32	0.04	10.66							41.02
528	McHenry	X	21.88	2.99		1.46	0.10	7.08							33.51
541	Metropolitan		17.50	5.00		0.19	0.50		6.63						29.82
524	Moraine Valley	X	16.57	4.51	1.08	2.24	0.15	2.47				1.34			28.36
527	Morton	X	28.17	9.39		10.56	0.47		4.97			2.04			55.60
535	Oakton	X	16.54	3.31		0.91	0.04								20.80
505	Parkland		26.00	10.00		5.08	0.14								46.22
515	Prairie State	X	19.30	2.82		4.05	0.14					5.00			38.58
521	Rend Lake		18.65	4.70		4.66	0.47		8.50			4.70			58.25
537	Richland		21.31	4.00		2.73	0.22	5.50				4.67			28.26
511	Rock Valley		23.00	4.00		2.99	0.10	2.30							37.39
518	Sandburg		17.00	5.00	1.58	7.64	0.32		0.60	0.53		5.00			46.47
506	Sauk Valley		24.50	3.00		2.62	0.34			2.21		5.00			43.60
531	Shawnee		18.40	4.59		7.00	0.50								30.49
510	South Suburban	X	9.07	6.80	5.56	14.19	0.29		1.99						47.40
533	Southeastern		27.48	9.77		6.30	0.50								44.05
534	Spoon River		20.00	5.00		5.99	0.37			4.86					36.22
504	Triton	X	23.77	6.43		3.05	0.08								34.89
516	Waubensee	X	25.70	3.00		2.42	0.17		1.45			1.56			45.77
539	Wood		17.50	5.00	1.08	7.90	0.34		3.20			1.35		11.68	35.02

*Property Tax Extension Limitation Law
SOURCE OF DATA: ICCB 1997 Budget Information/Tax Revenue Survey



Illinois Community College Board

Table IV-10

FISCAL YEAR 1997 NET INSTRUCTIONAL UNIT COST BY FUNDED INSTRUCTIONAL CATEGORIES
IN ILLINOIS PUBLIC COMMUNITY COLLEGES

		<u>Baccalaureate</u>	<u>Business</u>	<u>Technical</u>	<u>Health</u>	<u>Remedial</u>	<u>ABE/ASE</u>	<u>Average</u>
522	Belleville	\$128.43	\$144.56	\$164.68	\$199.14	\$127.11	\$132.81	\$139.94
503	Black Hawk	180.78	180.05	209.90	271.38	170.24	140.64	180.41
508	Chicago	202.83	179.14	186.12	193.22	134.12	99.56	141.25
507	Danville	193.87	239.81	282.42	284.00	169.75	210.48	212.84
502	DuPage	148.49	182.02	175.15	257.67	140.03	161.18	158.06
509	Elgin	173.97	206.82	221.17	286.60	168.08	118.01	180.29
512	Harper	206.42	238.62	254.10	378.19	216.12	204.31	219.32
540	Heartland	159.36	164.17	188.56	220.01	136.15	236.30	161.73
519	Highland	171.50	217.17	249.16	193.28	122.47	171.57	174.56
514	Illinois Central	150.63	171.91	223.27	306.63	149.28	146.81	168.50
529	Illinois Eastern	113.62	130.06	126.23	131.20	136.99	67.71	119.84
513	Illinois Valley	168.24	149.75	161.77	221.72	162.01	132.79	166.47
525	Joliet	183.62	221.93	246.34	334.25	173.22	180.19	200.65
520	Kankakee	115.03	130.77	212.43	187.02	111.95	75.99	116.96
501	Kaskaskia	128.08	141.64	163.87	185.86	129.22	106.71	141.27
523	Kishwaukee	154.85	199.48	261.05	232.00	160.27	196.78	179.45
532	Lake County	208.01	229.90	240.56	353.69	186.48	140.17	208.81
517	Lake Land	120.17	137.52	156.73	205.50	115.36	89.08	133.36
536	Lewis & Clark	164.68	185.56	204.57	275.66	152.31	156.13	175.98
526	Lincoln Land	158.22	146.21	158.39	248.69	164.05	175.13	164.07
530	Logan	143.40	176.05	208.47	202.03	158.50	117.02	155.85
528	McHenry	162.32	195.52	229.65	185.97	172.36	123.32	167.92
541	Metropolitan	134.02	170.44	164.52	118.56	145.13	105.15	132.44
524	Moraine Valley	169.71	200.80	235.80	258.68	127.93	120.82	175.84
527	Morton	165.60	200.39	217.69	284.60	128.15	121.02	160.20
535	Oakton	169.16	204.66	206.05	275.54	144.37	105.66	167.50
505	Parkland	170.36	185.71	227.18	303.98	175.00	161.05	185.40
515	Prairie State	168.88	159.19	217.11	291.61	152.05	166.40	181.06
521	Rend Lake	130.15	148.79	207.93	120.07	137.87	348.03	155.95
537	Richland	182.25	219.50	286.74	274.23	182.35	207.96	198.99
511	Rock Valley	165.89	176.68	250.12	204.89	143.63	111.55	177.83
518	Sandburg	200.12	222.24	225.69	236.16	192.97	178.98	207.26
506	Sauk Valley	183.16	194.76	222.91	340.78	173.11	167.67	196.53
531	Shawnee	158.99	203.11	249.63	197.72	116.99	140.20	170.58
510	South Suburban	163.36	164.29	191.13	222.14	154.96	111.06	159.47
533	Southeastern	142.61	161.68	184.06	164.37	150.95	108.23	153.76
534	Spoon River	156.40	208.80	237.87	184.14	141.23	168.05	171.04
504	Triton	150.45	136.73	186.31	198.90	159.89	100.96	152.86
516	Waubonsee	178.16	200.76	242.96	226.92	154.24	163.67	183.99
539	Wood	<u>164.25</u>	<u>196.74</u>	<u>228.57</u>	<u>270.18</u>	<u>159.85</u>	<u>173.99</u>	<u>184.53</u>
	STATE AVERAGES	\$167.37	\$179.15	\$199.32	\$226.96	\$151.40	\$111.61	\$163.40

SOURCE OF DATA: ICCB Unit Cost Report

Illinois Community College Board
Table IV-11
Fiscal Year 1997 Audited Operating Revenues* By Source

Dist. No.	District	Local Taxes & Chgbacks	Student Tuition	Student Fees	ICCB Grants	CPPRT**	SBE Adult Ed & Other State	SBE Voc Ed	Federal	Other	Total
522	Belleville	4,768,617	9,045,758	1,009,449	11,952,306	893,601	0	491,936	26,951	477,137	28,665,755
503	Black Hawk	4,526,407	7,995,658	673,895	7,806,219	868,480	36,418	372,568	322,368	1,164,298	23,766,311
508	Chicago	74,742,005	32,315,038	6,504,266	45,463,209	8,932,739	0	1,427,392	230,407	3,022,413	172,637,469
507	Danville	2,877,263	2,634,298	485,657	3,342,986	377,474	0	96,366	7,117	427,067	10,248,228
502	DuPage	40,666,686	20,662,747	722,911	12,304,872	997,229	0	334,287	1,533	1,633,428	77,323,693
509	Elgin	16,476,456	5,472,756	0	3,910,768	369,464	1,599,805	0	0	596,767	28,426,016
512	Hamper	27,645,237	11,271,178	963,001	6,605,786	741,100	276,146	220,519	0	2,111,243	49,834,210
540	Heartland	4,478,787	2,434,027	187,357	1,330,777	515,481	328,913	65,361	4,951	398,090	9,743,744
519	Highland	2,379,666	1,772,455	112,273	2,643,914	258,386	0	77,885	36,996	368,161	7,649,736
514	Illinois Central	7,919,370	8,112,935	600,497	7,560,482	1,889,928	1,901,191	0	0	2,165,114	30,149,517
529	Illinois Eastern	2,019,991	1,327,048	339,039	8,441,328	440,471	1,563,479	721,063	0	317,996	15,170,415
513	Illinois Valley	3,335,616	2,523,650	320,483	2,264,922	788,427	98,519	0	1,416	479,399	9,812,432
525	Joliet	15,691,926	7,533,698	3,030,719	4,899,081	0	331,147	201,115	7,377	849,296	32,544,359
520	Kankakee	2,325,479	2,685,835	228,163	4,661,403	322,068	663,657	217,202	51,500	545,372	11,700,679
501	Kaskaskia	1,759,152	2,331,993	320,433	4,230,004	319,094	41,781	68,389	74,348	143,879	9,289,073
523	Kishwaukee	3,693,263	2,076,177	215,494	2,524,149	163,037	0	86,190	7,738	143,723	8,909,771
532	Lake County	23,761,920	9,538,435	784,153	5,106,275	775,891	1,942,240	173,159	0	714,921	42,796,994
517	Lake Land	3,293,936	3,712,846	1,545,696	4,255,455	285,834	986,780	248,864	5,485	647,766	14,982,662
536	Lewis & Clark	4,220,058	3,134,212	201,150	3,475,106	650,156	0	139,549	0	53,679	11,873,910
526	Lincoln Land	9,928,850	4,505,751	254,465	3,700,991	706,438	61,042	139,635	12,924	608,682	19,918,778
528	Logan	1,956,340	3,971,797	378,114	7,965,002	404,044	0	221,349	0	448,296	15,344,942
530	McHenry	8,737,690	3,473,965	915,656	2,119,572	209,072	739,813	85,846	0	413,928	16,695,542
541	Metropolitan	DNS	DNS	DNS	DNS	DNS	DNS	DNS	DNS	DNS	DNS
524	Moraine Valley	12,805,000	12,858,569	695,057	6,646,394	833,109	0	334,056	0	1,082,840	35,255,025
527	Morton	4,189,094	2,175,389	136,407	1,662,314	821,588	0	24,537	0	380,308	9,389,637
535	Oakton	22,004,666	6,879,265	1,083,351	4,514,864	0	689,541	132,930	0	2,527,752	37,832,369
505	Parkland	9,114,977	9,992,018	1,188,229	5,939,897	1,444,365	1,325,356	207,782	47,554	1,210,336	30,470,514
515	Prairie State	4,571,047	4,963,213	522,112	2,573,524	316,440	0	151,888	0	455,140	13,533,364
521	Rend Lake	1,123,223	2,476,625	183,728	4,196,827	276,015	502,201	180,745	0	406,968	9,346,332
537	Richland	4,355,386	2,355,708	253,031	1,845,018	0	0	43,560	0	323,815	9,176,518
511	Rock Valley	10,109,095	5,588,110	446,653	3,779,592	1,011,131	0	163,561	0	393,995	21,492,137
518	Sandburg	2,270,290	2,362,073	191,697	2,021,208	174,565	30,578	144,745	0	569,552	7,704,708
506	Sauk Valley	2,503,098	1,871,179	127,044	2,119,996	304,413	0	67,365	0	104,019	7,145,624
531	Shawnee	602,404	1,016,309	349,515	2,895,198	323,005	0	107,130	12,317	391,982	5,697,860
510	South Suburban	5,136,821	5,897,116	975,677	6,226,093	361,068	684,118	278,097	16,230	505,911	20,081,131
533	Southeastern	1,201,702	1,881,698	135,543	4,518,534	146,730	0	149,451	136,302	179,218	8,349,178
534	Spoon River	1,129,327	1,748,658	192,078	1,627,311	601,074	43,106	44,773	41,321	155,605	5,583,253
504	Triton	17,001,933	12,192,695	308,705	7,028,590	1,316,610	0	783,379	1,216	1,421,727	40,054,855
516	Waubensee	9,298,586	3,656,736	499,763	2,747,236	605,633	872,864	127,516	95,703	3,642,169	21,546,206
539	Wood	1,685,405	2,371,682	276,064	1,721,072	322,900	405,925	0	416	309,084	7,092,548
STATE TOTALS		376,306,769	228,819,300	27,357,525	218,628,275	29,767,060	15,124,620	8,330,190	1,190,680	31,791,076	937,315,495

*Revenues received in the Education and Operations & Maintenance Funds

**Corporate Personal Property Replacement Tax Revenue

DNS = Data Not Submitted

SOURCE OF DATA: College Audits

413

412



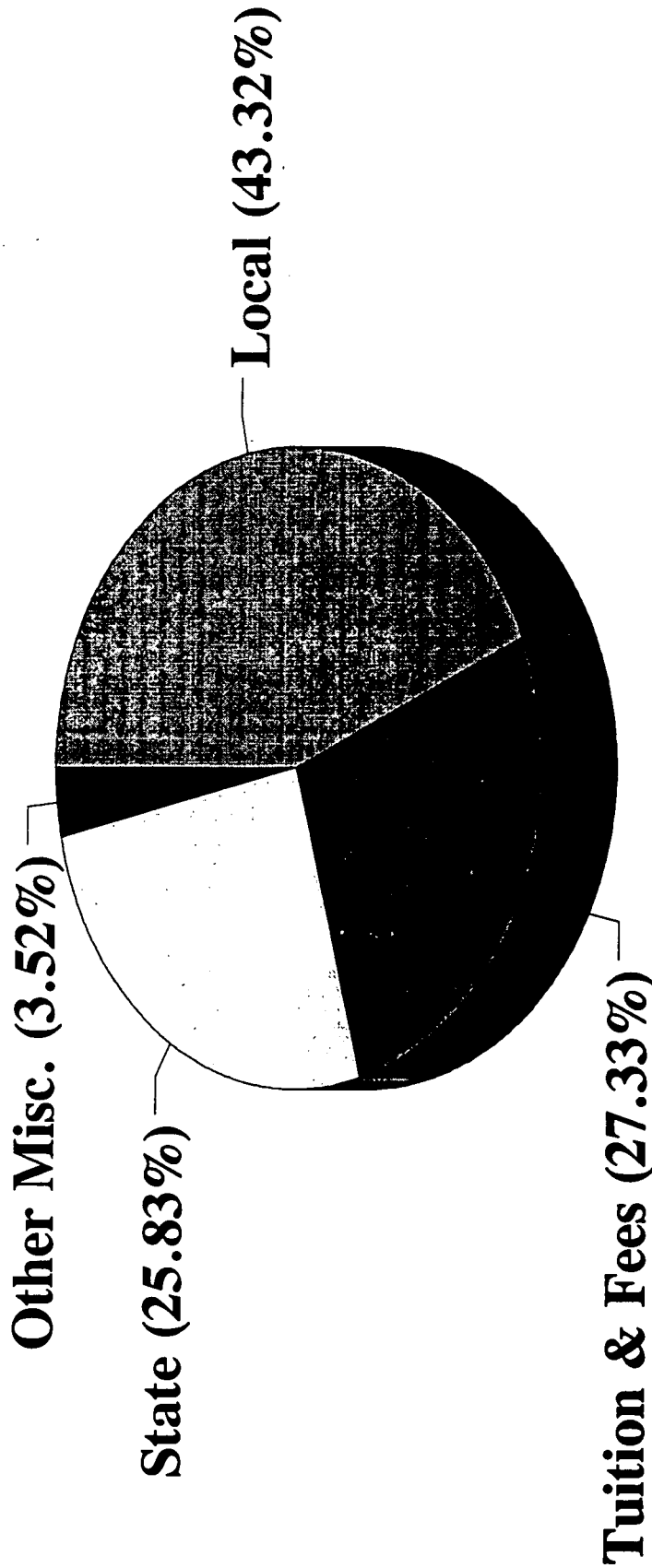


Figure 4. FY 1997 Audited Sources of Revenue

Illinois Community College Board
Table IV-12
Fiscal Year 1997 Audited Operating Expenditures* by Function

Dist. No.	District	Instruction	Acad Support	Student Services	Public Service	Organ Research	Auxiliary Services	Oper & Maintenance	Instit. Support	Scholar., Grants & Waivers	Total
522	Belleville	14,417,683	1,521,393	2,739,250	304,595	0	0	3,180,929	4,293,032	0	26,456,882
503	Black Hawk	9,797,234	2,449,606	1,985,365	688,324	0	0	2,503,390	4,282,113	1,509,219	23,215,251
508	Chicago	67,829,726	64,504,537	9,185	546,531	0	0	16,191,342	19,632,268	5,569,724	174,283,313
507	Danville	3,967,434	725,472	578,952	501,668	0	0	1,689,585	2,112,475	442,714	10,018,300
502	DuPage	38,971,573	5,041,652	6,390,671	146,602	0	0	9,251,833	11,288,116	1,527,617	72,618,064
509	Elgin	12,196,735	1,202,389	2,526,102	2,693	0	0	3,791,617	5,420,595	0	25,140,131
512	Harper	22,604,998	2,588,925	4,506,986	165,431	0	0	7,210,494	11,386,567	0	48,463,401
540	Heartland	4,279,667	522,790	660,686	260,849	0	0	1,147,651	1,538,973	466,962	8,877,578
519	Highland	3,173,530	693,509	539,175	219,606	0	0	1,010,845	1,533,011	37,668	7,207,344
514	Illinois Central	15,223,313	1,380,669	1,879,608	0	0	0	4,590,880	5,327,530	0	28,402,000
529	Illinois Eastern	8,209,448	412,306	683,733	0	0	0	2,285,937	3,857,016	55,278	15,503,718
513	Illinois Valley	5,060,379	519,007	801,164	0	0	0	1,497,542	1,634,025	0	9,512,117
525	Joliet	18,461,604	1,223,629	2,006,858	153,279	0	0	4,428,867	4,359,603	0	30,633,840
520	Kankakee	4,542,372	1,147,216	670,160	252,653	0	0	1,279,317	3,258,457	253,704	11,403,879
501	Kaskaskia	4,626,033	343,830	678,358	0	0	147,782	955,504	1,217,420	0	7,968,927
523	Kishwaukee	5,101,617	397,496	629,141	228,018	0	0	1,348,396	1,138,221	0	8,842,889
532	Lake County	20,360,435	3,029,593	3,100,958	1,796,146	0	0	4,136,252	7,914,292	0	40,337,676
517	Lake Land	7,568,801	479,186	1,061,204	442,214	0	0	1,796,348	2,752,978	310,762	14,411,493
536	Lewis & Clark	5,576,349	3,273,194	1,084,119	136,219	0	0	2,111,305	2,464,097	74,819	14,720,102
526	Lincoln Land	8,532,064	3,636,172	1,526,265	178,396	0	159,268	2,956,916	2,918,828	82,503	19,990,412
530	Logan	6,973,213	1,407,221	1,458,478	331,105	0	0	1,762,781	2,242,484	405,897	14,581,179
528	McHenry	7,010,123	1,182,366	1,386,423	845,359	0	0	1,477,361	3,170,298	0	15,071,930
541	Metropolitan	DNS	DNS	DNS	DNS	DNS	DNS	DNS	DNS	DNS	DNS
524	Moraine Valley	16,166,130	1,402,730	3,515,953	367,557	0	0	4,497,193	5,976,271	0	31,925,834
527	Morton	3,712,622	463,518	756,021	79,483	0	179,219	1,157,515	2,830,098	0	9,178,476
535	Oakton	18,598,909	2,455,389	3,702,218	392,203	0	0	3,413,072	3,136,278	0	31,698,069
505	Parkland	14,995,705	2,242,238	2,308,169	1,255,987	0	0	3,143,509	4,478,407	770,009	29,194,024
515	Prairie State	5,644,280	855,157	1,088,940	113,134	0	0	1,702,756	3,036,094	0	12,440,361
521	Rend Lake	4,409,024	407,214	758,402	153,318	0	0	1,185,067	1,828,479	633,558	9,375,062
537	Richland	4,965,388	487,174	774,258	408,256	0	0	987,018	1,450,356	79,902	9,152,352
511	Rock Valley	10,199,536	1,431,589	991,292	1,090,111	0	428,883	2,239,862	4,229,686	63,740	20,674,699
518	Sandburg	4,121,929	335,498	502,788	16,004	0	0	1,115,592	1,778,923	0	7,870,734
506	Sauk Valley	3,279,351	731,174	692,034	36,782	0	0	880,157	1,678,685	239,710	7,537,893
531	Shawnee	2,976,919	199,137	587,728	139,839	0	0	708,208	802,589	0	5,414,420
510	South Suburban	9,654,696	406,392	2,010,139	1,724,074	0	0	2,234,341	3,482,433	0	19,512,075
533	Southeastern	3,389,822	242,027	403,776	72,414	0	57,043	916,042	1,114,920	618,611	6,814,655
534	Spoon River	2,840,660	281,151	493,851	0	0	0	771,589	945,709	195,175	5,528,135
504	Triton	15,992,792	936,331	2,549,058	2,247,151	0	0	4,783,263	11,713,520	235,636	38,457,751
516	Waubensee	6,193,725	832,762	1,168,022	1,391,508	0	202,625	2,680,525	6,223,132	0	18,692,299
539	Wood	3,128,648	369,472	603,271	267,426	0	210	585,415	1,449,883	233,206	6,637,531
STATE TOTALS		424,754,467	111,761,111	59,808,761	16,954,935	0	1,175,030	109,606,216	159,897,862	13,806,414	897,764,796

*Expenditures made from the Education and Operations & Maintenance Funds
DNS = Data Not Submitted
SOURCE OF DATA: College Audits



Illinois Community College Board
Table IV-13
Fiscal Year 1997 Audited Operating Expenditures* by Object

Dist. No.	District/College	Salaries	Employee Benefits	Contract Services	General Materials	Travel	Fixed Charges	Utilities	Capital Outlay	Other	Total
522	Belleville	19,619,045	941,816	925,723	1,859,371	224,137	618,962	1,130,533	724,581	412,714	26,456,882
503	Black Hawk	15,398,511	2,189,822	1,148,963	1,688,616	261,975	168,708	938,656	373,189	1,046,811	23,215,251
508	Chicago	122,230,085	18,613,360	9,285,558	5,433,919	52,220	0	7,000,997	4,242,964	7,424,210	174,283,313
507	Danville	5,958,769	633,180	551,776	762,252	193,014	169,082	664,795	642,252	443,180	10,018,300
502	DuPage	50,704,360	4,820,379	3,005,880	5,375,943	482,956	1,743,542	2,798,359	2,102,932	1,583,713	72,618,064
509	Elgin	17,520,552	1,914,396	602,901	2,044,159	322,468	412,634	1,360,576	962,445	0	25,140,131
512	Harper	33,551,823	4,549,039	1,694,079	4,374,159	427,054	230,134	1,898,302	1,496,750	242,061	48,463,401
540	Heartland	5,096,579	565,453	388,933	728,096	233,307	626,416	165,265	586,060	487,469	8,877,578
519	Highland	5,111,112	608,725	321,495	574,405	86,595	80,840	442,546	85,049	(103,423)	7,207,344
514	Illinois Central	19,860,163	3,417,299	788,612	2,287,609	278,465	127,257	1,140,260	314,149	188,186	28,402,000
529	Illinois Eastern	9,977,572	1,511,914	1,098,334	1,065,461	176,421	179,993	832,748	505,376	155,899	15,503,717
513	Illinois Valley	6,633,715	699,906	188,833	664,200	129,490	255,805	457,331	228,201	254,636	9,512,117
525	Joliet	20,174,740	2,327,855	1,507,052	2,233,261	345,376	382,608	995,041	1,590,559	1,077,348	30,633,840
520	Kankakee	6,809,784	1,014,762	572,656	786,247	113,823	40,387	517,555	1,271,402	277,263	11,403,879
501	Kaskaskia	5,349,223	605,832	458,106	545,792	92,019	70,411	595,840	80,772	370,932	7,968,927
523	Kishwaukee	6,542,050	466,440	402,028	549,053	60,454	85,204	329,396	124,732	83,532	8,842,889
532	Lake County	26,916,043	4,398,791	1,567,574	2,702,811	401,057	438,383	1,757,213	1,482,173	673,631	40,337,676
517	Lake Land	8,913,805	1,632,822	495,137	1,263,031	181,104	402,551	585,484	592,718	344,841	14,411,493
536	Lewis & Clark	8,063,434	377,873	2,746,333	903,904	98,988	87,795	710,985	1,646,441	84,349	14,720,102
526	Lincoln Land	14,347,598	1,065,797	531,847	1,232,790	299,262	648,600	942,837	825,208	96,474	19,990,413
530	Logan	10,205,188	1,016,227	485,494	1,114,789	259,821	96,751	527,937	285,296	589,676	14,581,179
528	McHenry	10,005,138	1,918,798	861,099	1,123,706	238,466	27,696	553,344	157,606	186,077	15,071,930
541	Metropolitan	DNS	DNS	DNS	DNS	DNS	DNS	DNS	DNS	DNS	DNS
524	Moraine Valley	20,757,054	2,781,757	1,859,161	3,047,877	292,883	227,550	1,042,399	1,462,480	454,673	31,925,834
527	Morton	6,129,789	1,352,290	288,550	687,798	64,002	30,755	458,936	78,327	88,029	9,178,476
535	Oakton	22,737,289	2,345,469	2,574,376	1,943,317	188,684	58,541	1,129,903	720,490	0	31,698,069
505	Parkland	18,942,975	2,997,625	798,779	2,229,157	333,675	411,132	1,189,192	1,014,700	1,276,789	29,194,024
515	Prairie State	8,385,810	815,404	701,836	1,059,326	131,771	12,272	609,337	17,569	707,036	12,440,361
521	Rend Lake	6,005,256	353,546	407,530	496,513	100,555	37,389	453,869	194,544	1,325,860	9,375,062
537	Richland	6,488,370	563,672	421,343	730,704	109,606	339,430	0	381,584	117,643	9,152,352
511	Rock Valley	13,481,465	2,341,710	1,218,541	1,524,924	208,861	38,867	796,788	914,558	148,985	20,674,699
518	Sandburg	4,907,734	442,898	587,636	576,550	158,373	108,226	367,002	439,944	282,371	7,870,734
506	Sauk Valley	5,134,840	416,254	134,954	635,191	120,338	58,057	312,866	480,780	244,613	7,537,893
531	Shawnee	3,938,814	103,758	336,311	513,663	83,339	35,295	287,309	98,654	17,277	5,414,420
510	South Suburban	13,111,534	1,896,329	1,006,980	1,845,414	126,919	213,913	869,089	186,916	254,981	19,512,075
533	Southeastern	4,378,322	247,394	500,179	450,481	90,703	39,508	347,432	127,951	632,685	6,814,655
534	Spoon River	3,539,856	379,137	128,412	504,325	99,909	24,260	346,115	207,571	298,550	5,528,135
504	Triton	25,553,741	4,456,714	1,776,589	2,334,373	186,257	405,836	1,371,653	1,833,250	539,338	38,457,751
516	Waubensee	11,582,162	1,045,999	766,149	2,322,316	261,808	316,923	984,420	1,174,914	237,608	18,692,299
539	Wood	3,978,868	760,945	437,034	488,051	167,885	269,934	219,833	88,483	226,498	6,637,531
STATE TOTALS		608,043,168	78,591,387	43,572,773	60,703,554	7,684,040	9,521,647	37,132,143	29,743,570	22,772,515	897,764,797

*Expenditures made from the Education and Operations and Maintenance Funds.
DNS = Data Not Submitted

SOURCE OF DATA: College Audits



Illinois Community College Board
Table IV-14
Fiscal Year 1997 Total Current Funds* Revenue by Source

Dist. No.	District	Local Tax Revenue	Other Local Revenue	ICCB Grants	Other State Revenue	Federal Revenue	Tuition and Fees	Other Misc. Revenue	Total
522	Belleville	5,860,378	2,284,200	12,919,931	4,262,832	5,078,995	10,055,207	3,823,028	44,284,571
503	Black Hawk	6,153,691	64,795	8,609,244	5,528,609	5,054,107	8,913,206	4,876,156	39,199,808
508	Chicago	77,513,310	132,920	66,839,999	7,195,217	34,093,229	40,075,696	6,379,571	232,229,942
507	DuPage	3,242,989	10,371	3,183,244	1,089,084	3,463,542	3,317,553	1,249,723	16,182,506
502	DuPage	41,750,052	213,805	13,693,693	7,186,136	2,861,256	26,357,958	6,591,221	98,654,121
509	Elgin	18,026,144	91,694	4,691,917	2,929,794	355,310	5,864,949	6,570,280	38,530,088
512	Harper	29,032,591	210,497	7,539,304	3,445,456	1,305,372	14,983,580	8,128,149	64,644,949
540	Heartland	4,749,506	0	1,682,175	1,103,738	1,012,511	2,621,384	417,773	11,587,087
519	Highland	2,764,949	0	3,088,546	992,203	1,289,249	2,351,290	1,463,644	11,949,881
514	Illinois Central	9,385,485	316,209	8,299,733	7,650,234	4,970,946	8,713,432	10,037,788	49,373,827
529	Illinois Eastern	2,404,555	45,532	3,738,952	3,738,952	3,868,563	2,070,294	2,246,627	23,686,892
513	Illinois Valley	4,069,254	14,825	2,923,061	1,846,068	2,601,277	3,085,267	7,868,062	22,407,814
525	Joliet	14,890,129	1,289,599	4,899,081	3,520,958	4,335,638	10,633,511	9,416,812	48,985,728
520	Kankakee	2,632,102	5,881	5,320,723	1,804,339	3,923,501	3,080,147	2,255,557	19,022,250
501	Kaskaskia	2,228,930	26,390	5,159,163	1,491,609	1,802,036	2,697,307	1,356,980	14,762,415
523	Kishwaukee	4,136,813	4,263	2,977,922	1,459,071	846,423	2,744,775	1,018,291	13,187,558
532	Lake County	24,389,875	1,028,052	5,901,543	5,203,236	3,308,275	10,708,399	6,766,647	57,306,027
517	Lake Land	3,755,853	87,322	5,259,272	4,381,646	2,963,959	5,258,542	1,423,789	23,130,383
536	Lewis & Clark	4,770,010	15,810	4,039,455	1,668,771	3,997,536	3,951,704	13,513,757	31,957,043
526	Lincoln Land	10,848,673	29,403	4,396,580	2,177,042	2,707,914	4,760,216	5,729,185	30,649,013
530	Logan	2,666,137	5,848	8,510,364	1,834,491	6,926,223	4,349,911	1,012,390	25,305,364
528	McHenry	9,575,442	0	2,595,767	1,439,360	892,476	4,704,193	2,282,292	21,489,530
541	Metropolitan	DNS	DNS	DNS	DNS	DNS	DNS	DNS	DNS
524	Moraine Valley	15,075,566	6,940,907	7,536,024	4,003,040	1,260,262	13,553,626	4,986,745	53,356,170
527	Morton	5,384,355	30,486	2,172,418	1,764,968	714,300	2,311,796	1,249,695	13,628,018
535	Oakton	22,977,672	169,542	6,005,266	2,871,194	1,849,204	9,261,597	9,716,522	52,850,997
505	Parkland	10,102,604	435,830	6,661,422	4,480,024	6,517,930	11,310,199	4,138,406	43,646,415
515	Prairie State	5,362,981	43,501	3,123,967	897,097	2,762,832	6,155,648	1,452,755	19,798,781
521	Rend Lake	1,363,840	5,055	4,196,827	3,931,110	2,251,667	2,660,353	1,859,887	16,268,739
537	Richland	4,832,285	26,391	2,565,021	1,360,035	922,234	2,608,739	770,657	13,085,362
511	Rock Valley	11,476,544	31,553	4,464,384	3,473,064	3,583,202	6,884,158	2,223,919	32,136,824
518	Sandburg	3,023,103	429,586	2,470,230	1,052,169	1,498,026	2,722,983	1,768,520	12,964,617
506	Sauk Valley	3,064,623	0	2,540,022	1,003,932	1,280,425	2,209,392	1,833,571	11,931,965
531	Shawnee	800,020	7,007	3,277,021	602,777	2,577,106	1,365,824	1,694,204	10,323,959
510	South Suburban	8,548,239	25,520	7,099,444	2,242,213	4,176,762	7,144,892	3,421,829	32,658,899
533	Southeastern	1,256,807	134,531	5,046,123	1,544,068	2,400,811	2,017,241	900,549	13,300,130
534	Spoon River	1,624,267	0	2,096,893	1,013,589	1,405,466	1,940,736	1,329,757	9,410,708
504	Triton	18,068,232	688,288	8,194,380	4,729,793	4,311,010	12,573,558	5,930,859	54,496,120
516	Waubensee	10,009,866	110,949	3,389,490	2,602,841	1,455,947	4,156,499	5,716,694	27,442,286
539	Wood	2,029,082	70,634	2,112,359	993,530	1,783,246	2,762,445	967,378	10,718,674
STATE TOTALS		\$409,846,954	\$15,027,196	\$265,424,377	\$110,514,290	\$138,408,768	\$272,934,207	\$154,389,669	\$1,366,545,461

*Revenues received in the Education, Operation and Maintenance (including PBC), Restricted Purposes, Auxiliary Services, Liability/Protection/Settlement and Audit Funds
DNS = Data Not Submitted
SOURCE OF DATA: College Audits

20 21



Illinois Community College Board
Table IV-15
Fiscal Year 1997 Total Current Fund* Expenditures by Function

Dist. No.	District	Instruction	Academic Support	Student Services	Public Service	Organized Research	Auxiliary Services	Operation & Maintenance	Institutional Support	Scholar., Grants & Waivers	Total
522	Belleville	15,708,693	1,522,943	3,590,192	4,103,267	0	3,258,952	3,661,756	5,094,944	3,222,605	40,163,352
503	Black Hawk	10,721,531	3,819,589	2,629,929	2,992,669	0	2,810,910	2,685,099	5,973,621	7,144,203	38,777,551
508	Chicago	81,160,137	71,941,260	27,378,842	5,027,488	0	0	16,191,342	27,494,826	0	229,193,895
507	Danville	6,872,688	725,472	854,608	2,122,154	0	751,568	1,689,585	2,588,411	442,714	16,047,200
502	DuPage	42,737,529	5,249,095	7,052,329	4,480,653	0	5,822,339	9,493,850	13,998,843	4,877,046	93,711,684
509	Elgin	12,958,327	2,318,594	2,724,759	1,831,635	0	0	4,186,319	11,619,403	0	35,639,037
512	Harper	23,659,663	2,926,727	6,156,488	3,634,571	0	5,378,250	7,210,494	19,155,650	0	68,121,843
540	Heartland	4,591,894	574,863	758,539	319,377	0	0	1,335,897	1,718,782	1,349,026	10,648,378
519	Hightland	4,451,544	693,509	1,178,027	407,951	0	729,304	1,084,143	2,319,236	734,577	11,598,291
514	Illinois Central	17,393,129	2,117,767	3,120,549	1,118,202	0	5,263,491	5,073,448	7,201,691	5,714,710	47,002,987
529	Illinois Eastern	10,242,606	498,787	3,555,434	585,686	0	2,046,219	2,342,118	5,316,693	55,278	24,642,821
513	Illinois Valley	6,826,478	535,343	1,709,486	1,079,795	0	2,115,586	1,680,921	3,004,479	0	16,952,088
525	Joliet	20,865,927	1,223,629	4,578,115	1,218,555	0	7,765,669	4,428,423	6,689,349	0	46,769,667
520	Kankakee	5,639,857	1,220,516	967,017	2,775,463	0	1,158,122	1,357,759	3,470,773	1,641,116	18,230,623
501	Kaskaskia	7,912,865	343,830	678,358	0	0	1,232,181	1,021,234	1,577,776	0	12,766,244
523	Kishwaukee	5,980,536	1,614,942	1,518,180	545,507	49,388	0	1,348,396	2,110,858	0	13,167,807
532	Lake County	20,360,435	3,029,593	3,691,989	1,844,444	0	3,947,362	4,136,252	11,472,366	7,788,714	56,271,135
517	Lake Land	9,513,551	570,413	1,157,213	1,345,141	0	871,867	1,949,429	3,495,554	4,124,158	23,027,326
536	Lewis & Clark	7,404,951	3,383,561	1,463,606	2,164,958	0	730,949	2,239,308	3,180,466	1,821,350	22,389,149
526	Lincoln Land	9,683,744	4,519,664	3,651,707	2,177,768	0	2,297,396	4,971,162	3,669,226	82,503	31,053,170
530	Logan	7,626,037	1,797,443	2,470,407	1,305,469	0	953,160	1,920,409	2,638,503	6,080,657	24,792,085
528	McHenry	7,135,945	1,325,434	1,984,193	1,389,592	125,993	1,901,375	1,625,758	3,665,966	0	19,154,256
541	Metropolitan	DNS	DNS	DNS	DNS	DNS	DNS	DNS	DNS	DNS	DNS
524	Moraine Valley	18,539,524	1,412,432	5,922,283	458,053	0	0	6,233,097	16,452,856	0	49,018,245
527	Morton	4,491,078	463,518	1,444,242	244,149	0	1,026,705	1,652,836	3,787,891	0	13,110,419
535	Oakton	21,338,510	2,812,096	4,982,336	500,217	0	9,645,299	4,090,419	4,190,848	0	47,559,725
505	Parkland	16,578,664	2,928,906	2,539,197	2,194,135	0	2,612,127	3,143,509	6,104,144	6,261,947	42,362,629
515	Prairie State	6,657,422	855,157	3,130,608	1,415,600	0	150,587	2,032,711	4,292,204	0	18,534,289
521	Rend Lake	5,589,709	892,495	2,263,120	469,196	0	1,025,124	1,392,818	2,431,954	2,274,628	16,339,044
537	Richland	5,815,572	487,174	2,151,918	1,261,130	0	292,139	987,018	1,905,188	81,764	12,981,903
511	Rock Valley	10,536,067	1,431,590	1,016,920	5,521,532	0	651,548	2,239,862	5,517,363	2,552,526	29,467,408
518	Sandburg	5,465,747	335,498	3,016,893	0	0	0	1,115,592	3,245,112	0	13,178,842
506	Sauk Valley	3,905,356	736,050	854,125	309,555	0	1,706,569	1,032,546	2,139,018	1,562,462	12,245,681
531	Shawnee	3,519,056	241,845	1,052,185	1,129,297	0	1,122,728	708,208	1,091,603	1,295,697	10,160,619
510	South Suburban	9,792,031	480,083	6,572,016	2,546,644	0	2,897,608	2,234,341	6,897,715	0	31,420,438
533	Southeastern	5,388,267	270,029	1,435,578	281,970	0	795,254	916,042	1,397,316	2,214,854	12,699,310
534	Spoon River	3,275,810	281,151	703,520	659,968	0	840,596	771,589	1,589,290	1,215,336	9,337,260
504	Triton	19,972,650	950,784	6,113,253	807,785	0	4,250,192	4,820,897	15,784,375	0	52,699,936
516	Waubonsee	7,090,934	1,357,680	2,562,875	1,852,392	0	2,265,938	2,905,842	7,535,635	0	25,571,296
539	Wood	3,469,438	473,112	1,291,971	710,224	0	671,984	588,253	1,902,768	1,233,633	10,341,383
STATE TOTALS		*****	*****	*****	\$62,832,192	\$175,381	\$78,989,098	*****	*****	\$63,771,504	\$1,307,149,016

*Expenditures made from the Education, Operation, and Maintenance (including PBC, Restricted Purposes, Auxiliary Services, Liability/Protection/Settlement, and Audit Funds).
DNS = Data Not Submitted
SOURCE OF DATA: College Audits

422



Illinois Community College Board
Table IV-16
FISCAL YEAR 1997 ENERGY COSTS

Dist No	District	Total Utility Costs*	Total Utility Costs Per GSF **
522	Belleville	\$922,100	\$1.79
503	Black Hawk	766,483	\$1.72
508	Chicago	5,460,411	\$1.27
507	Danville	465,349	\$1.11
502	DuPage	2,120,822	\$1.59
509	Elgin	1,207,406	\$1.78
512	Harper	1,628,759	\$1.95
540	Heartland	140,661	\$1.32
519	Highland	394,184	\$1.35
514	Illinois Central	886,885	\$1.37
529	Illinois Eastern	675,935	\$1.31
513	Illinois Valley	411,796	\$1.33
525	Joliet	978,483	\$1.61
520	Kankakee	424,882	\$1.61
501	Kaskaskia	281,632	\$1.23
523	Kishwaukee	465,100	\$1.41
532	Lake County	1,495,977	\$2.09
517	Lake Land	346,475	\$1.36
536	Lewis & Clark	525,818	\$1.10
526	Lincoln Land	619,322	\$1.89
530	Logan	385,493	\$1.17
528	McHenry	457,707	\$1.41
541	Metropolitan	DNS	--
524	Moraine Valley	979,934	\$1.50
527	Morton	475,761	\$2.02
535	Oakton	1,038,245	\$1.67
505	Parkland	1,018,650	\$2.11
515	Prairie State	553,831	\$1.60
521	Rend Lake	333,526	\$1.37
537	Richland	186,268	\$0.92
511	Rock Valley	664,461	\$1.39
518	Sandburg	242,366	\$1.31
506	Sauk Valley	247,484	\$0.61
531	Shawnee	172,098	\$1.57
510	South Suburban	651,153	\$1.23
533	Southeastern	294,683	\$1.24
534	Spoon River	226,119	\$1.17
504	Triton	1,231,603	\$1.48
516	Waubonsee	838,877	\$1.89
539	Wood	<u>136,370</u>	<u>\$1.41</u>
		\$30,353,109	\$1.47

DNS - Data Not Submitted

* Excludes telephone charges

**GSF - Gross Square Feet

SOURCE OF DATA: 1997 Tax Revenue and Budget Information Survey

Section V

FACILITIES DATA

This section on facilities presents two types of data; the first part gives data on physical facilities available on community college campuses and the second briefly describes how the facilities were financed.

Table V-1 summarizes the total acreage on each college campus by nine categories of land use.

Table V-2 summarizes the total net assignable square feet (NASF) and gross square feet (GSF) available on each community college campus as of August 1997.

Table V-3 lists the square footage of all on-campus facilities under construction or approved for construction as of August 1997.

Table V-4 presents the total NASF by room use classification. Tables V-5 through V-7 show the NASF by function of space on each campus for completed facilities. The NASF is shown for state-funded facilities, locally funded facilities, and temporary facilities.

Table V-8 shows the NASF by function of space in state-funded facilities under construction. Table V-9 shows this breakdown for locally funded permanent facilities approved or under construction.

Table V-10 presents a computed figure for space (room use category) per student (fall FTE).

Table V-11 depicts the number of protection, health, and safety projects approved and the budgeted amounts for these projects.

Table V-12 lists the project and funding for all capital projects completed since January 1990.

Tables V-13 through V-17 list projects currently under construction or approved as of May 1998. Table V-13 includes regular capital projects; Table V-14 identifies projects funded with protection, health, and safety monies; Table V-15 presents repair and renovation grants for fiscal year 1995; and V-16 and V-17 show capital renewal grants for fiscal years 1997 and 1998, respectively.

Illinois Community College Board
Table V-1
Summary of Acres for Use for Illinois Public Community Colleges as of August 1, 1997

Dist. No.	District/College	Landscaped Grounds	P.E. & Athletic Fields	Buildings/ Structures	Experiment Plots	Instruc. Areas	Parking Lots	Pond Retention & Drainage		Total Assigned Area	Unassigned	Total Acres	Total Funded By State
								Roadways	Other				
522	Belleville	38.35	10.60	9.05	5.00	1.09	16.69	15.62	2.64	91.82	9.77	200.63	151.00
503	Black Hawk	71.85	13.86	9.59	11.00	3.00	19.10	7.50	5.28	0.00	121.82	263.00	160.35
508	Chicago												
	Daley	14.69	2.65	6.44	0.00	0.00	20.38	3.13	0.00	0.00	0.00	47.29	0.00
	Kennedy	3.14	1.28	7.76	0.00	0.00	10.05	0.59	0.00	0.00	0.00	23.52	18.20
	Malcolm	4.93	0.00	5.25	0.00	0.00	8.81	0.00	0.00	0.46	0.75	20.20	19.13
	Olive	50.47	0.10	3.55	0.00	0.00	7.68	0.50	0.00	4.87	0.00	67.17	0.00
	Truman	2.29	1.24	4.06	0.00	0.67	4.13	0.20	0.00	0.00	0.00	12.59	4.95
	Washington	0.00	0.00	0.66	0.00	0.00	0.00	0.00	0.00	0.00	0.00	0.66	0.00
	Wright	6.30	0.91	12.43	0.00	0.00	10.63	0.00	0.00	0.00	0.00	30.27	20.75
507	Danville	29.33	0.00	8.34	16.96	0.00	11.94	5.00	0.00	0.00	0.00	71.57	41.75
502	DuPage	71.89	24.43	25.55	42.00	0.27	79.52	7.38	12.25	22.22	11.98	297.49	13.80
509	Elgin	71.50	0.00	15.30	0.00	1.50	28.20	6.00	9.50	0.00	13.00	145.00	119.00
512	Harper	0.00	21.00	35.00	0.00	49.00	35.00	27.00	8.00	17.00	0.00	192.00	92.00
540	Heartland	0.00	0.00	0.00	0.00	0.00	0.00	0.00	0.00	0.00	0.00	0.00	0.00
519	Highland	22.70	30.00	7.25	0.00	0.00	20.00	10.00	10.05	0.00	0.00	100.00	47.95
514	Illinois Central	112.79	6.10	7.60	3.80	0.00	24.81	12.00	3.80	261.89	0.00	432.79	32.35
529	Illinois Eastern												
	Frontier	3.80	0.00	1.00	0.00	0.00	0.50	0.10	0.00	0.00	5.16	10.56	0.00
	Lincoln Trail	12.00	5.00	3.50	0.00	0.00	6.50	5.00	2.00	5.00	86.00	125.00	0.00
	Olney Central	81.00	17.00	8.00	0.50	0.00	5.20	1.10	1.00	0.00	14.20	128.00	0.00
	Wabash	5.00	2.00	9.00	0.00	0.00	3.75	1.00	2.00	0.00	22.75	40.00	0.00
513	Illinois Valley	36.00	26.00	7.00	0.00	0.00	18.00	2.00	3.00	0.00	323.40	415.40	56.00
525	Joliet	102.12	18.25	18.10	0.00	160.00	26.46	8.60	22.00	0.00	87.00	442.53	80.00
520	Kankakee	39.09	24.60	9.00	18.00	0.00	14.71	5.50	1.30	64.30	1.00	177.50	128.70
501	Kaskaskia	140.42	15.00	13.58	4.00	4.00	9.72	3.28	0.00	0.00	0.00	190.00	0.00
523	Kishwaukee	33.30	7.00	26.80	22.30	0.00	11.00	2.00	6.00	0.00	11.60	120.00	63.50
532	Lake County	75.75	8.28	9.05	1.50	12.00	28.80	3.64	7.00	0.00	87.61	233.63	51.52
517	Lake Land	83.07	3.52	5.77	21.00	169.80	11.69	7.02	5.80	0.00	104.00	307.67	20.76
536	Lewis & Clark	76.00	9.00	15.00	0.00	0.00	8.00	4.00	2.00	0.00	114.00	218.00	218.00
526	Lincoln Land	53.00	35.00	7.20	31.50	0.00	19.50	1.00	7.00	7.00	57.00	218.20	118.40
530	Logan	12.80	19.80	8.00	0.00	0.00	17.80	4.50	3.10	0.00	95.00	161.00	57.50
528	McHenry	9.00	12.00	7.00	0.00	16.00	16.00	4.00	4.00	0.00	40.00	109.00	31.00
541	Metropolitan	10.00	0.00	1.97	0.00	0.00	2.34	1.50	0.00	0.00	18.42	34.23	25.73
524	Moraine Valley	41.00	15.00	12.00	40.00	0.00	20.00	8.00	3.00	0.00	155.00	294.00	0.00
527	Morton	0.52	0.00	2.67	0.00	0.00	7.28	2.10	4.36	1.67	18.60	31.15	15.56
535	Oakton	31.00	29.25	7.00	1.75	62.50	29.00	7.50	25.00	0.00	0.00	193.00	147.00
505	Parkland	93.00	65.00	8.00	25.00	0.00	26.00	7.00	6.00	0.00	0.00	230.00	179.00
515	Prairie State	46.00	7.00	4.00	0.00	0.00	18.00	4.00	3.00	0.00	39.00	121.00	26.00
521	Rend Lake	36.20	6.00	3.75	0.00	0.00	5.50	4.00	2.00	0.00	0.00	295.00	0.00
537	Richland	102.80	22.00	4.06	0.17	0.00	10.88	3.17	3.00	59.00	14.70	219.78	78.00
511	Rock Valley	38.74	10.00	5.40	6.00	0.00	6.25	4.00	0.75	25.35	7.51	104.00	0.00
506	Sauk Valley	95.46	12.62	7.85	11.70	0.00	12.53	4.21	0.13	0.00	0.00	144.50	81.50
531	Shawnee	22.00	4.10	3.40	2.00	2.00	7.00	1.70	4.00	116.70	2.00	164.90	50.90
510	South Suburban	54.40	8.10	8.10	0.00	0.00	25.62	6.30	4.20	0.00	10.50	117.22	35.10
533	Southeastern	10.94	24.00	5.14	0.00	0.00	10.87	2.60	9.00	0.00	85.45	148.00	50.00
534	Spoon River	13.00	10.00	3.00	15.00	2.00	5.00	3.00	10.00	0.00	99.00	160.00	28.00
504	Triton	28.38	12.57	10.51	0.00	0.00	37.36	9.20	1.00	3.75	0.00	102.77	55.00
516	Waubesaee	66.50	8.80	7.00	0.00	16.00	18.00	4.00	6.50	0.00	109.10	235.90	26.20
539	Wood	6.30	15.18	7.14	21.00	0.00	5.90	2.04	4.20	0.25	144.31	206.32	36.90
	TOTALS	2,010.82	570.24	414.82	518.68	558.48	748.00	224.98	205.36	683.98	1,784.07	7,719.43	2,381.50

SOURCE OF DATA: RAMP/CC Table C1.3 (FY 1999)

127

126



Illinois Community College Board
Table V-2
SUMMARY OF TOTAL SQUARE FOOTAGE AVAILABLE ON ILLINOIS PUBLIC COMMUNITY
COLLEGE CAMPUSES AS OF AUGUST 1, 1997

Dist. No.	District/College	State-Appropriated Permanent		Locally Funded Permanent		Total Permanent		Temporary		Totals		All Bldgs. %
		NASF	GSF	NASF	GSF	NASF	GSF	NASF	GSF	NASF	GSF	
522	Belleville	173,145	271,412	165,707	224,753	338,852	496,165	16,650	17,820	355,502	513,985	69.2%
503	Black Hawk	282,777	419,445	0	0	282,777	419,445	21,431	27,354	304,208	446,799	68.1%
508	Chicago	0	0	345,880	572,686	345,880	572,686	67,202	88,480	413,082	661,166	62.5%
	Daley	0	0	108,702	148,655	108,702	148,655	0	0	544,343	822,501	66.2%
	Kennedy	435,641	673,846	29,964	37,168	364,346	578,743	0	0	364,346	578,743	63.0%
	Malcolm	314,382	541,575	265,205	413,160	265,205	413,160	94,507	111,880	359,712	525,040	68.5%
	Olive-Harvey	0	0	77,497	116,200	77,497	116,200	0	0	368,135	553,700	66.5%
	Truman	290,638	437,500	220,379	345,300	220,379	345,300	0	0	220,379	345,300	63.8%
	Washington	0	0	362,002	587,940	362,002	587,940	0	0	521,944	829,685	62.9%
	Wright	159,942	241,745	6,669	12,238	145,406	237,756	100,353	180,770	245,759	418,526	58.7%
507	Danville	138,737	225,518	430,049	676,780	931,665	1,334,923	0	0	931,665	1,334,923	69.8%
502	DuPage	501,616	658,143	193,140	329,081	392,878	676,714	0	0	392,878	676,714	58.1%
509	Egin	199,738	347,633	158,304	233,298	521,707	833,135	0	0	521,707	833,135	62.6%
512	Harper	363,403	599,837	0	0	363,403	599,837	80,031	106,476	80,031	106,476	0.0%
540	Heardland	0	0	76,321	95,918	76,321	95,918	0	0	211,925	291,558	72.7%
519	Highland	135,604	195,640	139,699	180,388	462,702	649,674	0	0	462,702	649,674	71.2%
514	Illinois Central	323,003	469,286	0	0	323,003	469,286	0	0	20,015	26,787	74.7%
529	Illinois Eastern	0	0	20,015	26,787	20,015	26,787	0	0	20,015	26,787	81.6%
	Frontier	72,946	90,467	28,803	33,971	101,749	124,438	22,499	27,800	124,248	152,238	73.6%
	Lincoln Trail	77,551	114,589	21,550	26,133	99,101	140,722	31,211	36,336	130,312	177,058	76.8%
	Olney	76,919	102,615	45,357	56,602	122,276	159,217	0	0	122,276	159,217	70.1%
513	Wabash Valley	182,703	264,652	34,753	45,642	217,456	310,294	0	0	217,456	310,294	70.1%
525	Joliet	299,765	462,317	74,094	93,505	373,859	555,822	46,606	51,730	420,465	607,552	69.2%
520	Kankakee	160,178	202,578	29,844	37,744	190,022	240,322	16,369	23,160	206,391	263,482	78.3%
501	Kaskaskia	35,298	51,949	108,600	158,888	143,898	210,837	15,682	17,993	159,580	228,830	69.7%
523	Kishwaukee	115,688	165,938	111,152	152,054	226,840	317,992	6,758	12,561	233,598	330,553	70.7%
532	Lake County	239,448	375,208	116,103	209,365	355,551	584,573	113,151	130,143	468,702	714,716	65.6%
517	Lake Land	182,600	228,732	2,716	3,072	185,316	231,804	21,137	22,650	206,453	254,454	81.1%
526	Lewis & Clark	185,833	289,655	115,271	188,651	301,104	478,306	0	0	301,104	478,306	63.0%
536	Lincoln Land	192,983	278,113	38,830	50,106	231,813	328,219	0	0	231,813	328,219	70.6%
530	Logan	149,398	159,828	231,238	328,307	328,307	328,307	0	0	221,238	328,307	67.4%
528	McHenry	116,007	159,828	105,257	164,284	221,264	324,112	0	0	221,264	324,112	68.3%
541	Metropolitan	96,619	127,475	0	0	96,619	127,475	0	0	96,619	127,475	75.8%
524	Moraine Valley	392,868	571,990	61,526	82,413	454,394	654,403	0	0	454,394	654,403	69.4%
527	Morton	144,616	230,842	4,676	4,876	149,292	235,718	0	0	149,292	235,718	63.3%
535	Oakton	192,010	303,107	191,767	318,641	383,777	621,748	0	0	383,777	621,748	61.7%
505	Parkland	256,730	381,053	74,030	102,304	330,760	483,357	0	0	330,760	483,357	68.4%
515	Prairie State	189,849	286,785	30,547	37,003	220,396	323,788	17,893	23,040	238,289	346,828	68.7%
521	Rend Lake	120,191	173,987	56,260	68,986	176,451	242,973	0	0	176,451	242,973	72.6%
537	Richard	143,502	202,144	865	1,000	144,367	203,144	0	0	144,367	203,144	71.1%
511	Rock Valley	216,669	307,501	136,400	170,455	353,069	477,956	0	0	353,069	477,956	73.9%
518	Sandburg	78,267	109,444	33,697	42,566	111,964	152,010	27,312	32,721	139,276	184,731	75.4%
506	Sauk Valley	178,692	353,290	41,031	51,040	219,723	404,330	0	0	219,723	404,330	54.3%
531	Shawnee	49,308	63,931	436,259	68,573	79,046	106,797	2,742	2,880	81,788	109,677	74.6%
510	South Suburban	301,437	436,259	68,573	93,670	370,010	529,929	0	0	370,010	529,929	69.8%
533	Southeastern	111,590	170,207	49,050	67,753	160,640	237,960	0	0	160,640	237,960	67.5%
534	Spoon River	106,300	146,733	27,102	47,000	133,402	193,733	0	0	133,402	193,733	68.9%
504	Triion	482,549	713,767	96,180	119,618	578,729	833,385	0	0	578,729	833,385	69.4%
516	Waubesaec	142,721	162,700	246,056	281,274	388,777	443,974	0	0	388,777	443,974	87.6%
539	Wood	34,020	76,973	4,433	7,440	58,453	84,413	9,828	12,338	68,281	96,751	70.6%
	TOTALS	8,683,881	12,917,717	4,653,634	6,856,273	13,339,515	19,773,990	711,362	926,132	14,050,877	20,700,122	

NASF = Net Assignable Square Feet
GSF = Gross Square Feet
*Building efficiency equals net assignable square feet divided by gross square feet.
SOURCE OF DATA: RAMP/CC Table C1.0 (FY 1999)

29

28



Illinois Community College Board
Table V-3
SQUARE FOOTAGE OF ON-CAMPUS FACILITIES UNDER CONSTRUCTION
OR APPROVED FOR CONSTRUCTION AS OF AUGUST 1, 1997

Dist. No.	District/College	State Approp.		Local Funded		Total		% Eff.
		NASF	GSF	NASF	GSF	NASF	GSF	
522	Belleville	0	0	0	0	0	0	
503	Black Hawk	0	0	0	0	0	0	
508	Chicago							
	Daley	0	0	0	0	0	0	
	Kennedy	0	0	0	0	0	0	
	Malcolm	0	0	0	0	0	0	
	Olive	0	0	0	0	0	0	
	Truman	0	0	0	0	0	0	
	Washington	0	0	0	0	0	0	
	Wright	0	0	0	0	0	0	
507	Danville	0	0	0	0	0	0	
502	DuPage	0	0	0	0	0	0	
509	Elgin	0	0	0	0	0	0	
512	Harper	0	0	0	0	0	0	
540	Heartland	0	0	0	0	0	0	
519	Highland	0	0	0	0	0	0	
514	Illinois Central	0	0	0	0	0	0	
529	Illinois Eastern							
	Frontier	0	0	0	0	0	0	
	Lincoln Trail	0	0	0	0	0	0	
	Olney	0	0	0	0	0	0	
	Wabash	0	0	0	0	0	0	
513	Illinois Valley	0	0	0	0	0	0	
525	Joliet	0	0	0	0	0	0	
520	Kankakee	0	0	0	0	0	0	
501	Kaskaskia	0	0	0	0	0	0	
523	Kishwaukee	0	0	0	0	0	0	
532	Lake County	0	0	0	0	0	0	
517	Lake Land	0	0	0	0	0	0	
536	Lewis & Clark	7,208	10,908	0	0	7,208	10,908	66.1%
526	Lincoln Land	0	0	0	0	0	0	
530	Logan	0	0	0	0	0	0	
528	McHenry	0	0	0	0	0	0	
540	Metropolitan	0	0	0	0	0	0	
524	Moraine Valley	0	0	0	0	0	0	
527	Morton	0	0	0	0	0	0	
535	Oakton	0	0	26,390	29,900	26,390	29,900	88.3%
505	Parkland	0	0	0	0	0	0	
515	Prairie State	0	0	0	0	0	0	
521	Rend Lake	0	0	0	0	0	0	
537	Richland	0	0	0	0	0	0	
511	Rock Valley	0	0	0	0	0	0	
518	Sandburg	0	0	0	0	0	0	
506	Sauk Valley	0	0	0	0	0	0	
531	Shawnee	0	0	0	0	0	0	
510	South Suburban	0	0	0	0	0	0	
533	Southeastern	0	0	0	0	0	0	
534	Spoon River	0	0	0	0	0	0	
504	Triton	6,100	7,015	0	0	6,100	7,015	87.0%
516	Waubonsee	0	0	0	0	0	0	
539	Wood	<u>24,197</u>	<u>35,200</u>	<u>0</u>	<u>0</u>	<u>24,197</u>	<u>35,200</u>	68.7%
	TOTALS	37,505	53,123	26,390	29,900	63,895	83,023	

NASF= Net Assignable Square Feet

GSF= Gross Square Feet

SOURCE OF DATA: RAMP/CC Table C1.1 (FY 1999)

Illinois Community College Board
Table V-4

TOTAL NET ASSIGNABLE SQUARE FOOTAGE BY ROOM USE CLASSIFICATION

Dist. No.	District/College	Classrooms	Laboratory	Office	Study	Athletic/ PE	Special Use	Theater/ Aud.	General Use	Support	Health Care	Unclass.	NASF	GSF
522	Belleville	93,977	88,099	48,080	7,880	34,202	14,892	4,622	31,457	31,843	0	450	355,502	513,985
503	Black Hawk	38,970	67,248	39,183	32,757	54,740	1,499	2,235	37,321	27,848	1,047	1,360	304,208	446,799
508	Chicago	0	0	0	0	0	0	0	0	0	0	0	0	0
	Daley	84,606	98,871	81,894	24,765	19,655	19,205	150	46,354	21,222	0	16,360	413,082	661,166
	Kennedy	85,406	195,897	93,143	18,852	38,591	47,926	7,220	39,519	17,453	336	0	544,343	822,501
	Malcolm	126,522	51,457	88,096	8,135	19,355	19,207	0	22,211	19,510	1,630	8,223	364,346	578,743
	Olive	88,324	71,430	65,905	20,566	25,195	8,200	4,200	29,213	44,779	1,900	0	359,712	525,040
	Truman	106,287	69,793	83,990	30,225	9,642	6,737	8,132	40,396	12,933	0	0	368,135	553,700
	Washington	61,247	42,686	63,654	17,367	0	4,135	0	21,111	10,179	0	0	220,379	345,300
	Wright	110,642	108,366	73,695	35,433	35,414	32,015	21,405	35,342	32,243	0	37,389	521,944	829,685
507	Danville	31,656	56,443	34,463	10,466	17,120	3,773	3,418	18,469	17,881	0	52,070	245,759	418,526
502	DuPage	132,580	195,634	135,807	79,144	65,173	49,598	15,777	136,940	51,379	1,261	68,372	931,665	1,334,923
509	Elgin	86,191	111,291	71,450	20,843	15,918	8,951	13,039	53,345	11,850	0	0	392,878	676,714
512	Harper	89,321	148,305	86,484	28,407	42,351	17,099	4,860	68,591	35,995	294	0	521,707	833,135
540	Heartland	43,172	19,132	13,925	865	0	0	0	2,937	0	0	0	80,031	106,476
519	Highland	20,759	42,068	32,600	12,393	17,586	3,673	4,969	30,451	1,652	0	45,774	211,925	291,558
514	Illinois Central	51,378	131,318	67,920	30,731	15,290	19,489	7,143	94,730	42,087	1,388	1,228	462,702	649,674
529	Illinois Eastern	0	0	0	0	0	0	0	0	0	0	0	0	0
	Frontier	4,419	4,598	6,045	1,248	0	198	0	421	2,616	0	470	20,015	26,787
	Lincoln Trail	14,307	29,187	10,095	6,430	20,654	6,403	6,702	12,667	15,280	0	2,523	124,248	152,238
	Olney	15,627	44,968	17,165	12,540	10,678	4,838	5,016	14,371	5,109	0	0	130,312	177,058
	Wabash	15,670	33,032	10,898	6,070	22,472	5,765	7,898	12,577	7,894	0	0	122,276	159,217
513	Illinois Valley	29,586	58,309	25,013	17,845	19,156	4,574	9,006	26,269	27,698	0	0	217,456	310,294
525	Joliet	72,562	147,716	50,386	37,967	21,118	16,586	4,748	37,909	24,464	480	6,529	420,465	607,552
520	Kankakee	40,775	46,725	32,459	14,427	19,320	7,678	0	24,341	15,420	0	5,246	206,391	263,482
501	Kaskaskia	23,436	49,620	21,980	13,432	16,716	4,036	9,213	14,488	5,999	0	660	159,580	228,830
523	Kishwaukee	30,430	74,635	32,851	13,058	9,007	19,039	0	31,825	22,642	111	0	233,598	330,553
532	Lake County	101,875	111,382	64,563	35,806	27,129	23,115	27,647	41,132	34,642	708	703	468,702	714,716
517	Lake Land	29,849	64,297	29,079	29,265	19,644	4,817	4,500	9,538	15,364	100	0	206,453	254,454
536	Lewis & Clark	46,025	70,967	64,412	12,516	24,170	4,359	17,102	19,875	34,697	220	6,761	301,104	478,306
526	Lincoln Land	30,051	45,799	31,811	29,334	15,401	15,912	0	49,147	14,358	0	0	231,813	328,219
530	Logan	30,652	60,522	41,754	14,987	11,515	11,349	6,780	27,673	16,006	0	0	221,238	328,307
528	McHenry	31,459	59,723	38,564	29,949	14,231	8,845	4,554	23,530	10,409	0	0	221,264	324,112
541	Metropolitan	16,597	45,283	16,597	7,465	0	2,433	0	6,993	1,126	125	0	96,619	127,475
524	Moraine Valley	71,894	143,482	80,767	32,754	29,764	8,521	19,051	46,895	21,266	0	0	454,394	654,403
527	Morton	22,600	43,158	22,761	13,258	14,640	2,901	6,533	14,888	8,553	0	0	149,292	235,718
535	Oakton	38,171	88,724	73,591	19,387	12,935	9,760	4,689	54,484	27,448	566	28,016	383,777	621,748
505	Parkland	33,560	90,276	51,751	35,796	26,583	3,142	13,183	57,072	11,134	432	3,220	330,760	483,357
515	Prairie State	70,762	29,971	29,971	23,478	9,012	13,436	2,346	37,996	17,728	0	0	238,289	346,828
521	Rend Lake	64,959	64,959	22,159	11,400	10,440	6,858	3,652	21,407	15,055	0	0	176,451	242,973
537	Richland	24,625	39,581	21,005	11,967	1,728	3,759	7,815	22,897	10,990	0	0	144,367	203,144
511	Rock Valley	42,201	86,595	51,259	40,414	32,529	18,132	10,444	49,381	22,114	0	0	353,069	477,956
518	Sandburg	25,770	43,727	21,656	11,749	10,195	5,445	2,868	10,744	828	294	6,000	139,276	184,731
506	Sauk Valley	21,095	68,040	26,690	13,100	14,225	6,990	0	22,367	7,085	0	41,031	219,723	404,330
531	Shawnee	19,346	17,130	10,906	9,487	7,200	6,295	0	9,641	1,783	0	0	81,788	109,677
510	South Suburban	78,222	72,112	57,968	34,019	24,603	26,866	6,754	0	25,814	0	43,652	370,010	529,929
533	Southeastern	19,135	36,900	24,357	10,610	20,070	10,683	19,364	17,626	1,895	0	0	160,640	237,960
534	Spoon River	20,551	54,737	13,869	13,488	0	3,551	17,623	0	9,583	0	0	133,402	193,733
504	Triton	99,803	214,028	80,027	26,914	29,068	14,013	10,661	58,994	27,006	1,513	16,702	578,729	833,385
516	Waubensee	62,065	82,525	41,822	21,858	22,412	8,403	6,659	25,603	31,705	0	85,725	388,777	443,974
539	Wood	10,904	15,407	15,407	3,129	5,027	13,478	0	5,386	851	0	1,638	68,281	96,751
	TOTALS	2,458,996	3,673,998	2,219,929	993,976	931,874	557,679	331,978	1,516,524	873,416	12,405	480,102	14,050,877	20,700,122

SOURCE OF DATA: RAMP/CC Table C1.0 (FY 1999)

132

131



Illinois Community College Board
Table V-5
NET ASSIGNABLE SQUARE FOOTAGE IN COMPLETED PERMANENT STATE FUNDED FACILITIES
BY HIGHER EDUCATION FACILITY INVENTORY ROOM USE CLASSIFICATION AS OF AUGUST 1, 1997

Dist. No.	District/College	Classrooms	Laboratory	Office	Study	Athletic/ PE	Special Use	Theater/ Aud.	General Use	Support	Health Care	Unclass.	NASE	GSF*	% Bldg. Eff.**
522	Belleville	28,256	46,414	27,707	1,403	34,202	4,198	4,622	15,557	10,786	0	0	173,145	271,412	63.8%
503	Black Hawk Chicago	33,685	59,031	36,577	32,757	54,740	1,499	1,905	34,046	26,479	1,047	1,011	282,777	419,445	67.4%
508	Daley	0	0	0	0	0	0	0	0	0	0	0	0	0	0
	Kennedy	62,006	147,853	74,896	13,227	38,591	44,576	7,220	34,644	12,628	0	0	435,641	673,846	64.7%
	Malcolm	121,647	45,436	85,039	7,211	19,355	18,276	0	19,759	17,229	430	0	334,382	541,575	61.7%
	Olive-Harvey	0	0	0	0	0	0	0	0	0	0	0	0	0	0
	Truman	69,068	56,705	78,350	30,225	0	5,575	5,700	33,655	11,360	0	0	290,638	437,500	66.4%
	Washington Wright	0	0	0	0	0	0	0	0	0	0	0	0	0	0
507	Danville	56,228	13,326	14,327	6,000	14,351	14,486	12,908	6,244	19,543	0	2,529	159,942	241,745	66.2%
502	DuPage	22,793	42,592	15,508	10,352	17,120	3,683	0	13,729	5,544	0	7,416	138,737	225,518	61.5%
509	Elgin	99,435	136,944	99,139	53,304	0	5,456	0	82,164	17,469	1,261	6,444	501,616	658,143	76.2%
512	Harper	45,167	53,263	45,236	20,340	0	3,709	2,583	23,204	6,236	0	0	199,738	347,633	57.5%
540	Hearthland	71,260	108,553	70,062	28,407	0	11,099	4,860	54,097	14,771	294	0	363,403	599,837	60.6%
519	Highland	20,715	41,175	31,566	12,393	0	2,500	4,969	18,589	1,483	0	2,214	135,604	195,640	69.3%
514	Illinois Central	44,850	58,407	60,845	30,166	15,290	16,469	0	81,912	12,448	1,388	1,228	323,003	469,286	68.8%
529	Illinois Eastern	0	0	0	0	0	0	0	0	0	0	0	0	0	0
04	Frontier	11,235	14,617	7,497	6,430	12,304	4,562	6,702	9,449	150	0	0	72,946	90,467	80.6%
01	Lincoln Trail	13,177	21,457	15,202	12,540	0	1,566	0	12,861	748	0	0	77,551	114,589	67.7%
02	Olney	9,827	15,434	7,286	6,070	15,316	4,882	7,898	7,192	3,014	0	0	76,919	102,615	75.0%
513	Illinois Valley	26,700	38,809	23,977	17,845	19,156	3,907	0	25,987	26,322	0	0	182,703	264,652	69.0%
525	Joliet	51,041	116,740	38,117	31,506	12,370	12,705	0	32,616	4,190	480	0	299,765	462,317	64.8%
520	Kankakee	30,310	42,498	24,464	14,427	19,320	4,237	0	19,716	5,206	0	0	160,178	202,578	79.1%
501	Kaskaskia	5,435	10,667	4,662	3,190	4,179	0	2,303	3,702	1,160	0	0	35,298	51,949	68.0%
523	Kishwaukee	17,121	32,934	17,689	11,843	9,007	5,881	0	17,040	4,173	0	0	115,688	165,938	69.7%
532	Lake County	46,189	69,990	38,225	27,267	27,129	5,731	0	10,228	14,689	0	0	239,448	375,208	63.8%
517	Lake Land	28,112	60,275	26,859	29,265	19,644	3,243	4,500	7,876	7,246	100	0	182,600	228,732	79.8%
536	Lewis & Clark	52,143	24,273	24,470	12,516	24,170	3,163	14,686	15,295	15,049	0	68	182,600	228,732	79.8%
526	Lincoln Land	26,646	43,727	25,533	29,334	15,401	9,021	0	34,088	9,233	0	0	192,983	289,655	64.2%
530	Logan	20,670	30,273	30,576	14,987	11,515	11,349	1,351	22,105	6,572	0	0	149,398	231,308	64.6%
528	McHenry	15,659	41,238	22,172	27,864	0	2,564	0	1,744	4,766	0	0	116,007	159,828	72.6%
541	Metropolitan	16,597	45,283	16,597	7,465	0	2,433	0	6,993	1,126	125	0	96,619	127,475	75.8%
524	Moraine Valley	71,894	143,482	60,225	32,754	29,764	6,060	18,919	22,141	7,629	0	0	392,868	571,990	68.7%
527	Morton	22,600	43,158	22,761	13,258	14,640	2,901	6,533	14,888	3,877	0	0	144,616	230,842	62.7%
535	Oakton	27,345	56,966	46,356	13,219	11,087	7,848	4,689	17,878	6,516	106	0	192,010	303,107	63.4%
505	Parkland	33,086	78,007	44,621	35,796	0	3,142	2,086	52,896	3,980	432	2,684	256,730	381,053	67.4%
515	Prairie State	27,559	57,433	24,162	20,183	9,012	7,410	2,346	34,024	7,720	0	0	189,849	286,785	66.2%
521	Rend Lake	14,191	34,031	18,712	11,400	10,440	6,152	3,652	20,393	1,220	0	0	120,191	173,987	69.1%
537	Richland	24,625	39,581	21,005	11,967	1,728	2,894	7,815	22,897	10,990	0	0	143,502	202,144	71.0%
511	Rock Valley	25,598	40,221	24,314	40,414	32,529	17,491	3,321	32,130	651	0	0	216,669	307,501	70.5%
518	Sandburg	11,820	29,380	16,814	10,313	0	728	0	8,384	828	0	0	78,267	109,444	71.5%
506	Sauk Valley	21,095	68,040	13,100	14,225	0	6,090	0	22,367	7,085	0	0	178,692	353,290	50.6%
531	Shawnee	5,905	14,111	9,024	9,487	0	0	0	9,641	1,140	0	0	49,308	63,931	77.1%
510	South Suburban	66,126	72,112	56,348	33,137	4,999	24,869	6,754	17,626	16,540	0	20,552	301,437	436,259	69.1%
533	Southeastern	14,895	19,055	19,357	10,610	0	10,683	19,364	0	0	0	0	111,590	170,207	65.6%
534	Spoon River	13,094	45,373	12,596	12,982	0	0	14,007	8,248	0	0	0	106,310	146,733	72.4%
504	Triton	87,061	162,702	72,977	26,914	24,625	12,668	10,661	45,731	21,240	1,268	16,702	482,549	713,767	67.6%
516	Waubesa	18,002	56,991	15,104	21,576	18,412	8,157	4,479	0	0	0	0	142,721	162,700	87.7%
539	Wood	2,719	12,461	15,263	3,129	5,027	7,717	0	5,215	851	0	1,638	54,020	76,973	70.2%
TOTALS		1,505,717	2,418,888	1,468,907	818,573	559,648	331,580	186,833	970,703	353,615	6,931	62,486	8,683,881	12,917,717	

* Gross Square Feet
** Building efficiency equals net assignable square footage divided by gross square feet
SOURCE OF DATA: RAMP/CC Table C1.0 (FY 1999)

34



Illinois Community College Board
Table V.6

NET ASSIGNABLE SQUARE FOOTAGE IN COMPLETED PERMANENT LOCALLY FUNDED FACILITIES
BY HIGHER EDUCATION FACILITY INVENTORY ROOM USE CLASSIFICATION AS OF AUG 1, 1997

Dist. No.	District/College	Classrooms	Laboratory	Office	Study	Athletic/ PE	Special Use	Theater/ Aud.	General Use	Support	Health Care	Unclass.	NASF	GSE*	% Bldg. Eff.**
522	Belleville	51,321	41,685	18,573	6,477	0	10,694	0	15,900	21,057	0	0	165,707	224,753	73.7%
503	Black Hawk	0	0	0	0	0	0	0	0	0	0	0	0	0	
508	Chicago	58,330	80,563	69,078	22,710	19,655	19,205	150	43,248	16,581	0	16,360	345,880	572,686	60.4%
	Daley	23,400	48,044	18,247	5,625	0	3,350	0	4,875	4,825	336	0	108,702	148,655	73.1%
	Kennedy	4,875	6,021	3,057	924	0	931	0	2,452	2,281	1,200	8,223	29,964	37,168	80.6%
	Malcolm	53,436	58,060	57,611	20,566	25,195	8,200	4,200	27,467	8,570	1,900	0	265,205	413,160	64.2%
	Olive	37,219	13,088	5,640	0	9,642	1,162	2,432	6,741	1,573	0	0	77,497	116,200	66.7%
	Truman	61,247	42,686	63,654	17,367	0	4,135	0	21,111	10,179	0	0	220,379	345,300	63.8%
	Washington	54,414	95,040	59,368	29,433	21,063	17,529	8,497	29,098	12,700	0	34,860	362,002	587,940	61.6%
507	Danville	0	0	2,354	0	0	3,418	443	454	0	0	0	6,669	12,238	54.5%
502	DuPage	33,145	58,690	36,668	25,840	65,173	44,142	15,777	54,776	33,910	0	61,928	430,049	676,780	63.5%
509	Eigin	41,024	58,028	26,214	503	15,918	5,242	10,456	30,141	5,614	0	0	193,140	329,081	58.7%
512	Harper	18,061	39,752	16,422	0	42,351	6,000	0	14,494	21,224	0	0	158,304	233,298	67.9%
541	Heartland	0	0	0	0	0	0	0	0	0	0	0	0	0	
519	Highland	44	893	1,034	0	17,586	1,173	0	11,862	169	0	43,560	76,321	95,918	79.6%
514	Illinois Central	6,528	72,911	7,075	565	0	3,020	7,143	12,818	29,639	0	0	139,699	180,388	77.4%
529	Illinois Eastern	4,419	4,598	6,045	1,248	0	198	0	421	2,616	0	470	20,015	26,787	74.7%
	Frontier	1,363	5,635	1,607	0	8,350	1,841	0	315	7,169	0	2,523	28,803	33,971	84.8%
	Lincolin Trail	0	0	312	0	10,678	3,272	5,016	1,510	762	0	0	21,550	26,133	82.5%
	Olney	5,843	17,598	3,612	0	7,156	883	0	5,385	4,880	0	0	45,357	56,602	80.1%
513	Illinois Valley	2,886	19,500	1,036	0	0	667	9,006	282	4,800	0	0	34,753	45,642	76.1%
525	Joliet	18,455	30,463	5,667	6,461	0	0	4,748	5,293	3,007	0	0	74,094	93,505	79.2%
520	Kankakee	8,057	3,177	1,288	0	0	3,441	0	4,625	9,256	0	0	29,844	37,744	79.1%
501	Kaskaskia	15,984	31,278	15,210	10,242	12,537	1,450	6,910	10,150	4,839	0	0	108,600	158,888	68.4%
523	Kishwaukee	13,309	41,701	14,634	1,215	0	13,158	0	14,785	12,239	111	0	111,152	152,054	73.1%
532	Lake County	30,574	14,342	12,720	1,120	0	11,306	21,570	11,012	12,751	708	0	116,103	209,365	55.5%
517	Lake Land	685	0	403	0	0	1,574	0	54	0	0	0	2,716	3,072	88.4%
536	Lewis & Clark	21,752	18,824	39,942	0	0	1,196	2,416	4,580	19,648	220	6,693	115,271	188,651	61.1%
526	Lincolin Land	3,405	2,072	6,278	0	0	6,891	0	15,059	5,125	0	0	38,830	50,106	74.1%
530	Logan	9,982	30,249	11,178	0	0	5,429	5,568	9,434	5,643	0	0	71,840	96,999	64.1%
528	McHenry	15,800	18,485	16,392	2,085	14,231	6,281	4,554	21,786	5,643	0	0	105,257	164,284	74.1%
541	Metropolitan	0	0	0	0	0	0	0	0	0	0	0	0	0	
524	Moraine Valley	0	0	20,542	0	0	2,461	132	24,754	13,637	0	0	61,526	82,413	74.7%
527	Morton	0	0	0	0	0	1,912	0	0	4,676	0	0	4,676	4,876	95.9%
535	Oakton	36,830	31,758	27,237	6,168	1,848	1,912	0	36,606	20,932	460	28,016	191,767	318,641	60.2%
505	Parkland	5,085	12,269	7,130	0	26,583	0	11,097	4,176	7,154	0	536	74,030	102,304	72.4%
515	Prairie State	760	10,973	2,019	3,185	0	0	0	3,602	10,008	0	0	30,547	37,003	82.6%
521	Rend Lake	6,330	30,928	3,447	0	0	706	0	1,014	13,835	0	0	56,260	68,986	81.6%
537	Richland	0	0	0	0	0	865	0	0	0	0	0	865	1,000	86.5%
511	Rock Valley	16,603	46,374	26,945	0	0	641	7,123	17,251	21,463	0	0	136,400	170,455	80.0%
518	Sandburg	2,346	10,892	1,948	1,436	10,195	2,574	2,868	1,438	0	0	0	33,697	42,566	79.2%
506	Sauk Valley	0	0	0	0	0	0	0	0	0	0	0	0	0	
531	Shawnee	10,813	3,019	1,882	0	7,200	6,295	0	0	529	0	41,031	41,031	51,040	80.4%
510	South Suburban	12,096	0	1,620	882	19,604	1,997	0	0	9,274	0	23,100	68,573	93,670	73.2%
533	Southeastern	4,240	17,845	5,000	0	20,070	0	0	0	1,895	0	0	49,050	67,753	72.4%
534	Spoon River	7,457	9,364	1,273	506	0	3,551	3,616	0	1,335	0	0	27,102	47,000	57.7%
504	Triton	12,742	51,326	7,050	0	4,443	1,345	0	13,263	5,766	245	0	96,180	119,618	80.4%
516	Waubesa	44,063	25,534	26,718	282	4,000	246	2,180	25,603	31,705	0	85,725	246,056	281,274	87.5%
539	Wood	517	0	0	0	0	3,745	0	171	0	0	0	4,433	7,440	59.6%
	TOTAL	755,440	1,103,665	654,130	164,840	363,478	203,279	138,738	504,129	409,730	5,180	353,025	4,655,634	6,856,273	

* Gross Square Feet
** Building efficiency equals net assignable square footage divided by gross square feet
SOURCE OF DATA: RAMP/ICC Table C1.0 (FY 1999)

136

135



Illinois Community College Board
Table V-7
NET ASSIGNABLE SQUARE FOOTAGE IN TEMPORARY FACILITIES
BY HIGHER EDUCATION FACILITY INVENTORY ROOM USE CLASSIFICATION AS OF AUGUST 1, 1997

Dist. No.	District/College	Classrooms	Laboratory	Office	Study	Athletic/ PE	Special Use	Theater/ Aud.	General Use	Support	Health Care	Unclass.	NASF	GSF*	% Bldg Eff**
522	Belleville	14,400	0	1,800	0	0	0	0	0	0	0	450	16,650	17,820	93.4%
503	Black Hawk	5,285	8,217	2,606	0	0	0	330	3,275	1,369	0	349	21,431	27,354	78.3%
508	Chicago	26,276	18,308	12,816	2,055	0	0	0	3,106	4,641	0	0	67,202	88,480	76.0%
	Kennedy	0	0	0	0	0	0	0	0	0	0	0	0	0	
	Maicollm	0	0	0	0	0	0	0	0	0	0	0	0	0	
	Olive	34,888	13,370	8,294	0	0	0	0	1,746	36,209	0	0	94,507	111,880	
	Truman	0	0	0	0	0	0	0	0	0	0	0	0	0	
	Washington	0	0	0	0	0	0	0	0	0	0	0	0	0	
	Wright	0	0	0	0	0	0	0	0	0	0	0	0	0	
507	Danville	8,863	13,851	16,601	114	0	90	0	4,297	11,883	0	44,654	100,353	180,770	55.5%
502	DuPage	0	0	0	0	0	0	0	0	0	0	0	0	0	
509	Elgin	0	0	0	0	0	0	0	0	0	0	0	0	0	
512	Harper	0	0	0	0	0	0	0	0	0	0	0	0	0	
540	Heartland	43,172	19,132	13,925	865	0	0	0	2,937	0	0	0	80,031	106,476	75.2%
519	Highland	0	0	0	0	0	0	0	0	0	0	0	0	0	
514	Illinois Central	0	0	0	0	0	0	0	0	0	0	0	0	0	
529	Illinois Eastern	0	0	0	0	0	0	0	0	0	0	0	0	0	
	Frontier	0	0	0	0	0	0	0	0	0	0	0	0	0	
	Lincoln Trail	1,709	8,935	991	0	0	0	0	2,903	7,961	0	0	22,499	27,800	80.9%
	Olney	2,450	23,511	1,651	0	0	0	0	0	3,599	0	0	31,211	36,336	85.9%
	Wabash	0	0	0	0	0	0	0	0	0	0	0	0	0	
	Illinois Valley	0	0	0	0	0	0	0	0	0	0	0	0	0	
513	Joliet	3,066	513	6,602	0	8,748	3,881	0	0	17,267	0	6,529	46,606	51,730	90.1%
525	Kankakee	2,408	1,050	6,707	0	0	0	0	0	958	0	5,246	16,369	23,160	70.7%
501	Kaskaskia	2,017	7,675	2,108	0	0	2,586	0	636	0	0	660	15,682	17,993	87.2%
523	Kishwaukee	0	0	528	0	0	0	0	0	6,230	0	0	6,758	12,561	53.8%
532	Lake County	25,112	27,050	13,618	7,419	0	6,078	6,077	19,892	7,202	0	703	113,151	130,143	86.9%
517	Lake Land	1,052	4,022	1,817	0	0	0	0	1,608	12,638	0	0	21,137	22,650	93.3%
536	Lewis & Clark	0	0	0	0	0	0	0	0	0	0	0	0	0	
526	Lincoln Land	0	0	0	0	0	0	0	0	0	0	0	0	0	
530	Logan	0	0	0	0	0	0	0	0	0	0	0	0	0	
528	McHenry	0	0	0	0	0	0	0	0	0	0	0	0	0	
541	Metropolitan	0	0	0	0	0	0	0	0	0	0	0	0	0	
524	Moraine Valley	0	0	0	0	0	0	0	0	0	0	0	0	0	
527	Morton	0	0	0	0	0	0	0	0	0	0	0	0	0	
535	Oakton	0	0	0	0	0	0	0	0	0	0	0	0	0	
505	Parkland	0	0	0	0	0	0	0	0	0	0	0	0	0	
515	Prairie State	5,241	2,356	3,790	110	0	6,026	0	370	0	0	0	17,893	23,040	77.7%
521	Rend Lake	0	0	0	0	0	0	0	0	0	0	0	0	0	
537	Richland	0	0	0	0	0	0	0	0	0	0	0	0	0	
511	Rock Valley	0	0	0	0	0	0	0	0	0	0	0	0	0	
518	Sandburg	11,604	3,455	2,894	0	0	2,143	0	922	0	294	6,000	27,312	32,721	83.5%
506	Sauk Valley	0	0	0	0	0	0	0	0	0	0	0	0	0	
531	Shawnee	2,628	0	0	0	0	0	0	0	114	0	0	2,742	2,880	95.2%
510	South Suburban	0	0	0	0	0	0	0	0	0	0	0	0	0	
533	Southeastern	0	0	0	0	0	0	0	0	0	0	0	0	0	
534	Spoon River	0	0	0	0	0	0	0	0	0	0	0	0	0	
504	Triton	0	0	0	0	0	0	0	0	0	0	0	0	0	
516	Waubesaee	0	0	0	0	0	0	0	0	0	0	0	0	0	
539	Wood	7,668	0	144	0	0	2,016	0	0	0	0	0	9,828	12,338	79.7%
	TOTALS	197,839	151,445	96,892	10,563	8,748	22,820	6,407	41,692	110,071	294	64,591	711,362	926,132	76.8%

* Gross Square Feet
**Building efficiency equals net assignable square footage divided by gross square feet
SOURCE OF DATA: RAMP/CC Table C1.0 (FY 1999)

Illinois Community College Board
Table V-8

NET ASSIGNABLE SQUARE FOOTAGE IN STATE-FUNDED FACILITIES UNDER CONSTRUCTION OR APPROVED FOR CONSTRUCTION BY HIGHER EDUCATION FACILITY INVENTORY ROOM USE CLASSIFICATION AS OF AUGUST 1, 1997

Dist. No.	District/College	Classrooms	Laboratory	Office	Study	PE	Special Use	Theater	General Use	Support	Unclass.	Total NASF	Total GSF
536	Lewis & Clark	607	5,357	451	138					655		7,208	10,908
504	Triton			1,500			4,600					6,100	7,015
539	John Wood	4,643	6,255	595			274		5,863	373	6,194	24,197	35,200
	TOTALS	5,250	11,612	2,546	138		4,874		5,863	1,028	6,194	37,505	53,123

* Gross Square Feet

**Building efficiency equals net assignable square footage divided by gross square feet

SOURCE OF DATA: RAMP/CC Table C1.0 (FY 1999)



Illinois Community College Board
Table V-9

NET ASSIGNABLE SQUARE FOOTAGE IN LOCALLY FUNDED PERMANENT FACILITIES
UNDER CONSTRUCTION OR APPROVED FOR CONSTRUCTION AS OF AUGUST 1, 1997

Dist. No.	District/College	Classrooms	Laboratory	Office	Study	PE	Special Use	Theater	General Use	Support	Unclass.	Total NASF	Total GSF
535	Oakton	1,560	1,420	2,360	21,050							26,390	29,900

* Gross Square Feet

**Building efficiency equals net assignable square footage divided by gross square feet
SOURCE OF DATA: RAMP/CC Table C1.0 (FY 1999)

142

41

Illinois Community College Board
Table V-10
TOTAL NET ASSIGNABLE SQUARE FEET OF PERMANENT FACILITIES BY ROOM USE CLASSIFICATION
PER FALL FTE STUDENT AS OF AUGUST 1, 1997 (COMPLETED, UNDER CONSTRUCTION, APPROVED,
OR APPROPRIATED)

Dist. No.	District/College	Fall FTE	Class	Lab	Office	Study	PE	Special	Theater	General	Support	Health	Unclass	Total NASF
522	Belleville	6,596	14.25	13.36	7.29	1.19	5.19	2.26	0.70	4.77	4.83	0.00	0.07	53.90
503	Black Hawk	3,983	9.78	16.88	9.84	8.22	13.74	0.38	0.56	9.37	6.99	0.26	0.34	76.38
508	Chicago													
	Daley	6,105	13.86	16.20	13.41	4.06	3.22	3.15	0.02	7.59	3.48	0.00	2.68	67.66
	Kennedy	4,693	18.20	41.74	19.85	4.02	8.22	10.21	1.54	8.42	3.72	0.07	0.00	115.99
	Malcolm	7,078	17.88	7.27	12.45	1.15	2.73	2.71	0.00	3.14	2.76	0.23	1.16	51.48
	Olive	4,903	18.01	14.57	13.44	4.19	5.14	1.67	0.86	5.96	9.13	0.39	0.00	73.37
	Truman	9,058	11.73	7.71	9.27	3.34	1.06	0.74	0.90	4.46	1.43	0.00	0.00	40.64
	Washington	4,006	15.29	10.66	15.89	4.34	0.00	1.03	0.00	5.27	2.54	0.00	0.00	55.01
	Wright	6,788	16.30	15.96	10.86	5.22	5.22	4.72	3.15	5.21	4.75	0.00	5.51	76.89
507	Danville	1,686	18.78	33.48	20.44	6.21	10.15	2.24	2.03	10.95	10.61	0.00	30.88	145.76
502	DuPage	15,244	8.70	12.83	8.91	5.19	4.28	3.25	1.03	8.98	3.37	0.08	4.49	61.12
509	Elgin	4,534	19.01	24.55	15.76	4.60	3.51	1.97	2.88	11.77	2.61	0.00	0.00	86.65
512	Harper	7,970	11.21	18.61	10.85	3.56	5.31	2.15	0.00	8.61	4.52	0.04	0.00	65.46
540	Heartland	1,887	22.88	10.14	7.38	0.46	0.00	0.00	0.00	1.56	0.00	0.00	0.00	42.41
519	Highland	1,369	15.16	30.73	23.81	9.05	12.85	2.68	3.63	22.24	1.21	0.00	33.44	154.80
514	Illinois Central	6,373	8.06	20.61	10.66	4.82	2.40	3.06	1.12	14.86	6.60	0.22	0.19	72.60
529	Illinois Eastern													
	Frontier	509	8.68	9.03	11.88	2.45	0.00	0.39	0.00	0.83	5.14	0.00	0.92	39.32
	Lincoln Trail	849	16.85	34.38	11.89	7.57	24.33	7.54	7.89	14.92	18.00	0.00	2.97	146.35
	Olney	1,127	13.87	39.90	15.23	11.13	9.47	4.29	4.45	12.75	4.53	0.00	0.00	115.63
	Wabash	1,109	14.13	29.79	9.83	5.47	20.26	5.20	7.12	11.34	7.12	0.00	0.00	110.26
513	Illinois Valley	2,197	13.47	26.54	11.39	8.12	8.72	2.08	4.10	11.96	12.61	0.00	0.00	98.98
525	Joliet	5,607	12.94	26.34	8.99	6.77	3.77	2.96	0.85	6.76	4.36	0.09	1.16	74.59
520	Kankakee	1,898	21.48	24.62	17.10	7.60	10.18	4.05	0.00	12.82	8.12	0.00	2.76	108.74
501	Kaskaskia	1,901	12.33	26.10	11.56	7.07	8.79	2.12	4.85	7.62	3.16	0.00	0.35	83.95
523	Kishwaukee	1,903	15.99	39.22	17.26	6.86	4.73	10.00	0.00	16.72	11.90	0.06	0.00	122.75
532	Lake County	5,987	17.02	18.60	10.78	5.98	4.53	3.86	4.62	6.87	5.79	0.12	0.12	78.29
517	Lake Land	3,314	9.01	19.40	8.77	8.83	5.93	1.45	1.36	2.88	4.64	0.03	0.00	62.30
536	Lewis & Clark	2,879	16.20	26.51	22.53	4.40	8.40	3.11	5.94	6.90	12.28	0.08	2.35	108.69
526	Lincoln Land	4,001	7.51	11.45	7.95	7.33	3.85	3.98	0.00	12.28	3.59	0.00	0.00	57.94
530	Logan	3,635	8.43	16.65	11.49	4.12	3.17	3.12	1.87	7.61	4.40	0.00	0.00	60.86
528	McHenry	2,485	12.66	24.03	15.52	12.05	5.73	3.56	1.83	9.47	4.19	0.00	0.00	89.04
	Metropolitan	715	23.21	63.33	23.21	10.44	0.00	3.40	0.00	9.78	1.57	0.17	0.00	135.13
524	Moraine Valley	7,470	9.62	19.21	10.81	4.38	3.98	1.14	2.55	6.28	2.85	0.00	0.00	60.83
527	Morton	1,836	12.31	23.51	12.40	7.22	7.97	1.58	3.56	8.11	4.66	0.00	0.00	81.31
535	Oakton	5,122	12.53	17.32	14.37	3.79	2.53	1.91	0.92	10.64	5.36	0.11	5.47	74.93
505	Partland	5,002	7.63	18.05	10.35	7.16	5.31	0.63	2.64	11.41	2.23	0.09	0.64	66.13
515	Prairie State	2,706	12.40	26.15	11.08	8.68	3.33	4.97	0.87	14.04	6.55	0.00	0.00	88.06
521	Rend Lake	2,007	10.22	32.37	11.04	5.68	5.20	3.42	1.82	10.67	7.50	0.00	0.00	87.92
537	Richland	1,766	13.94	22.41	11.89	6.78	0.98	2.13	4.43	12.97	6.22	0.00	0.00	81.75
511	Rock Valley	3,997	10.56	21.66	12.82	10.11	8.14	4.54	2.61	12.35	5.53	0.00	0.00	88.33
518	Sandburg	1,512	17.04	28.92	14.32	7.77	6.74	3.60	1.90	7.11	0.55	0.19	3.97	92.11
506	Sauk Valley	1,444	14.61	47.12	18.48	9.07	9.85	4.22	0.00	15.49	4.91	0.00	28.41	152.16
531	Shawnee	1,247	15.51	13.74	8.75	7.61	5.77	5.05	0.00	7.73	1.43	0.00	0.00	65.59
510	South Suburban	4,090	19.13	17.63	14.17	8.32	6.02	6.57	1.65	0.00	6.31	0.00	10.67	90.47
533	Southeastern	1,756	10.90	21.01	13.87	6.04	11.43	6.08	11.03	10.04	1.08	0.00	0.00	91.48
534	Spoon River	1,087	18.91	50.36	12.76	12.41	0.00	3.27	16.21	0.00	8.82	0.00	0.00	122.72
504	Triton	8,013	12.46	26.71	10.17	3.36	3.63	2.32	1.33	7.36	3.37	0.19	2.08	72.99
516	Waubesa	3,032	20.47	27.22	13.79	7.21	7.39	2.77	2.20	8.44	10.46	0.00	28.27	128.22
539	Wood	1,239	12.55	15.11	12.92	2.53	4.06	11.10	0.00	9.08	0.99	0.00	6.32	74.64
	TOTALS	185,715	13.27	19.85	11.97	5.35	5.02	3.05	1.79	8.20	4.71	0.07	2.62	75.88

SOURCES OF DATA: RAMP/CC Tables C1.0 and C1.1
Fall Enrollment - E1 Records



Illinois Community College Board
Table V-11
TOTAL PROTECTION, HEALTH, SAFETY PROJECTS APPROVED

Dist. No.	District/College	# of Projects Approved			Total	Total Budgeted Amounts
		Bond Issues	Tax Levy	Total		
522	Belleville	5	44	49	\$9,512,657	
503	Black Hawk	0	69	69	9,518,395	
508	Chicago	0	1	1	4,500,000	
507	Danville	13	4	17	5,293,362	
502	DuPage	0	0	0	0	
509	Elgin	10	0	10	1,117,822	
512	Harper	11	52	63	23,995,170	
540	Heartland	0	3	3	151,000	
519	Highland	1	34	35	5,396,890	
514	Illinois Central	0	55	55	13,327,772	
529	Illinois Eastern	52	0	52	9,236,890	
513	Illinois Valley	0	42	42	6,017,760	
525	Joliet	9	30	39	8,807,526	
520	Kankakee	0	0	0	0	
501	Kaskaskia	0	16	16	2,681,356	
523	Kishwaukee	0	13	13	1,992,470	
532	Lake County	11	41	52	8,116,771	
517	Lake Land	2	34	36	6,062,594	
536	Lewis & Clark	7	0	7	3,499,610	
526	Lincoln Land	6	1	7	2,807,775	
530	Logan	6	3	9	2,007,710	
528	McHenry	0	2	2	1,904,456	
541	Metropolitan	1	0	1	475,000	
524	Moraine Valley	0	22	22	2,849,160	
527	Morton	5	2	7	5,517,269	
535	Oakton	0	9	9	1,701,479	
505	Parkland	0	22	22	5,933,909	
515	Prairie State	10	12	22	11,342,256	
521	Rend Lake	25	17	42	6,187,366	
537	Richland	0	2	2	226,524	
511	Rock Valley	0	73	73	12,632,119	
518	Sandburg	1	19	20	3,743,905	
506	Sauk Valley	2	27	29	5,331,170	
531	Shawnee	10	2	12	2,111,364	
510	South Suburban	22	37	59	12,520,018	
533	Southeastern	4	0	4	2,600,000	
534	Spoon River	7	6	13	3,278,907	
504	Triton	0	78	78	15,715,148	
516	Waubonsee	0	31	31	4,969,705	
539	Wood	<u>8</u>	<u>17</u>	<u>25</u>	<u>941,400</u>	
TOTALS		228	820	1048	\$224,024,685	

SOURCE OF DATA: ICCB Records

Illinois Community College Board
Table V-12
BUDGETED REVENUE FOR COMMUNITY COLLEGE CONSTRUCTION
SINCE JANUARY 1990*

<u>Dist. No.</u>	<u>District/College</u>	<u>Project</u>	<u>Federal</u>	<u>Local</u>	<u>State</u>	<u>Total</u>
522	Belleville	Mechanical System Renovation	\$ 0	\$ 429650	\$ 0	\$ 429650
		Student Services Renovation	0	242179	94926	337105
		Fire Protection Renovation	0	47600	0	47600
		Roofing System Repairs	0	283440	0	283440
		Campus Storage Renovation	0	164869	93866	258735
		Energy Conservation	0	95750	0	95750
		Cafeteria Expansion	0	181000	0	181000
		Modular Classroom Units	0	584170	0	584170
		Accessibility Renovations	0	789000	0	789000
		Accessibility Modifications	0	102200	0	102200
		Mechanical System Renovation	0	589120	0	589120
		Roofing & Moisture Problems	0	47040	0	47040
		Aviation Maintenance Training Facility	0	265750	0	265750
		Remodel Vo-Tech Center	0	752100	2256400	3008500
		Moisture Protection-Roof Replace	0	30000	0	30000
		Hazardous Materials Storage	0	130000	0	130000
		Water Piping-Code Corrections	0	153400	0	153400
		Energy Conservation	0	25200	0	25200
		Fire Protection Renovation	0	82040	0	82040
		Exterior Lighting Code Corrections	0	80000	0	80000
		Energy Conservation Measures	0	668600	0	668600
		Moisture Protection-Window Repl.	0	28000	0	28000
		Energy Conservation/Electric Retrofit	0	36960	0	36960
		Energy Conservation/Granite City	0	330950	0	330950
		Energy Conservation/PSOP	0	25750	0	25750
		HVAC Retrofit-Phase II	0	353360	0	353360
		ADA Accessibility	0	117600	0	117,600
		Energy Conservation-Belleville	0	61150	0	61150
		Electrical Code Compliance	0	34150	0	34150
		Mechanical Renovations-Granite City	0	145600	0	145600
		ADA Accessibility-Granite City	0	67200	0	67200
		Fire Protection Renovations	0	56000	0	56000
						\$ 9445020
503	Black Hawk	Remodel Corporate Center	0	274042	0	\$ 274042
		Site Acquisition	0	370000	0	370000
		Life Safety Renovations	0	30955	0	30955
		Weatherize Entrances	0	91269	0	91269
		Fire Code Corrections	0	111391	0	111391
		New Restroom Facility	0	30700	0	30700
		Construction Defects	0	0	210000	210000
		Aggregate Repairs	0	114719	0	114719
		Roof Replacement	0	118507	0	118507
		WIU Office Relocation	0	7000	0	7000
		Local Child Care Center	0	45000	0	45000
		Storm Drainage Repairs-Phase V	0	145000	0	145000
		Install Variable Air Volume System	0	465000	0	465000
		Storm Drain System-Phase IV	0	119900	0	119900
		Retube Boiler	0	107000	0	107000
		Fire & Security System Update	0	256094	0	256094
		Pool Repairs	0	140000	0	140000
		Energy Management System	0	29955	0	29955
		Storm Drainage Repair-Phase IV	0	96800	0	96800

Illinois Community College Board
Table V-12
BUDGETED REVENUE FOR COMMUNITY COLLEGE CONSTRUCTION
SINCE JANUARY 1990*

Dist. No.	District/College	Project	Federal	Local	State	Total
		Asbestos Removal	0	359800	0	359800
		Rehabilitate Building 4	0	201429	0	201429
		HVAC Repairs	0	96500	0	96500
		HVAC Replacement	0	34876	0	34876
		Hazardous Boiler Replacement	0	61175	0	61175
		Elevator Code Modifications	0	101765	0	101765
		Reroof Three Buildings	0	161809	0	161809
		ADA Modifications	0	455620	0	455620
		Direct Service Addition	0	1210000	0	1210000
		Moisture Protection/Plumbing	0	136200	0	136200
		Sewer & Erosion Repairs	0	94100	0	94100
		Chemical Storage Alterations	0	52290	0	52290
		Roof Improvements	0	257500	0	257500
		Fire Alarm Update	0	132401	0	132401
		Structural Repairs	0	100300	0	100300
		Energy Conservation Measures	0	318850	0	318850
		Cooling Tower Replacement	0	164880	0	164880
		Stairway Replacement	0	75054	0	75054
		Chemical Storage Alterations	0	67051	0	67051
		Moisture Protection	0	189170	0	189170
		ADA Alterations	0	330300	0	330300
		Roof Improvement/Bldgs. 2 & 3	0	272821	0	272821
		Drainage Repairs	0	25000	0	25000
		ADA Door Openers	0	98700	0	98700
						\$ 7760923
508	Chicago	Construction/West Side Tech	0	31500000	8500000	\$ 40000000
	City-Wide	Renovate Stairway/Bridge	0	0	620899	620899
	Daley	Asbestos Abatement	0	0	50000	50000
		Additional Renovations-Stairway/Bridge	0	0	62535	62535
		Exterior Improvements	0	0	200000	200000
		Window Covering	0	0	139030	139030
		Window Coverings	0	0	125000	125000
	Kennedy-King	Exterior Painting/Caulking	0	0	287303	287303
	Malcolm X	Renovate Locker Rooms	0	0	400000	400000
	Olive-Harvey	Exterior Paint, Sidewalks	0	0	241626	241626
		Renovate Building 5	0	0	530000	530000
	Truman	Replace Carpet & Flooring	0	0	50000	50000
		Remodeling	0	1675000	0	1675000
	Washington	Remodel Floors-Basement through 11	0	1385481	0	1385481
		Dawson Skills Rehab	0	0	3500000	3500000
	Wilbur Wright	Remodel Old Wright	0	1050000	0	1050000
		Land/New Campus	0	76600000	0	76600000
		Humboldt Park Vocational Center	0	5000000	2000000	7000000
						\$133916874
507	Danville	Repave Parking Lots	0	10312	83586	\$ 93898
		Classroom/Labs-Miller Gym	0	673700	1853600	2527300
		Repair Gazebo	0	0	12475	12475
		Technology Center Addition	0	889800	672200	1562000
		Install Automatic Door	0	0	6500	6500
		Seal Coating-Parking Areas	0	0	10058	10058

147

Illinois Community College Board
Table V-12
BUDGETED REVENUE FOR COMMUNITY COLLEGE CONSTRUCTION
SINCE JANUARY 1990*

<u>Dist. No.</u>	<u>District/College</u>	<u>Project</u>	<u>Federal</u>	<u>Local</u>	<u>State</u>	<u>Total</u>
		Auto Door Openers	0	0	6850	6850
		Repair Porches-Building 17	0	0	53270	53270
		Repair Roof-Building 17	0	0	77086	77086
		Roof Repairs	0	595847	0	595847
		Energy Conservation	0	33272	0	33272
		Tech Center/Parking Lots	0	0	70000	70000
		Utility Tunnel Replacemet	0	1566200	0	1566200
		Fuel Oil Tank Replacement	0	28399	0	28399
		College Center Repairs	0	0	66500	66500
		Asbestos/Radon Survey	0	96554	0	96554
		Sanitary Sewer Replacement	0	206550	0	206500
		Natural Gas Pipe Replacement	0	36500	0	36500
		Roof-Tech Center	0	0	82010	82010
		Electrical Power Distribution	0	732300	0	732300
		Domestic Water System Repair	0	435000	0	435000
		Infrastructure Rehabilitation	0	1161500	3484500	4646000
		Site Utilities/New Building	0	0	3500000	3500000
						\$ 16444519
502	DuPage	Site Acquisition-Naperville	0	816750	0	\$ 816750
		Site Acquisition-Westmont	0	609840	0	609840
		Instructional Computing Center	0	391200	1173500	1564700
		Parkway Expansion	0	928940	0	928940
		Walkway Lighting/Reroof Building	0	201893	230107	432000
		Parking Lot Expansion	0	975387	0	975387
		Warehouse Expansion	0	613340	0	613340
		Renovate Parking Lots 1-5	0	229060	227538	456598
		Construct Extension Centers	0	3572800	0	3572800
		Renovate Parking Lots 8 thru 12	0	636911	227538	864449
		Land/North Regional Site	0	650000	0	650000
		Business/Industry Conference Center	0	5500000	0	5500000
		Visual/Performing Arts Phase I	0	23260694	0	23260694
		Site Acquisition/Naperville	0	449757	0	449757
		Ceiling Replacement	0	0	263395	263395
		Roadway Renovations	0	0	224080	224080
		Fitness Room Addition	0	348000	0	348000
		Lighting/Ceiling Renovations	0	0	424922	424922
		SRC Addition	0	16830000	0	16830000
		Student Resource Center/3rd Floor	0	0	2180400	2180400
		Auto Lab Expansion Building	0	740000	0	740000
						\$61706052
509	Elgin	Parking Lot Repairs	0	0	66594	\$ 66594
		Construction Maintenance Bldg.	0	239533	0	239533
		Moisture Protection	0	92739	0	92739
		Construct Maintenance Bldg.	0	239533	0	239533
		Mobile Classroom Units	0	137400	0	137400
		Exterior Lighting	0	327500	0	327500
		Construct Applied Tech Building	0	1145750	0	1145750
		HVAC Modifications	0	40740	0	40740
		Resurface Parking Lot 1	0	3456	75544	79000
		Accessibility Modifications	0	38045	0	38045
		Repair Parking Lots	0	0	241675	241675

Illinois Community College Board
Table V-12
BUDGETED REVENUE FOR COMMUNITY COLLEGE CONSTRUCTION
SINCE JANUARY 1990*

<u>Dist. No.</u>	<u>District/College</u>	<u>Project</u>	<u>Federal</u>	<u>Local</u>	<u>State</u>	<u>Total</u>
		Site Acquisition	0	2061300	0	2061300
		New Classroom Building	0	1450500	12906700	14357200
		Roof Repairs/Paving	0	0	127818	127818
		Business/Industry Conference Center		5500000		5500000
		Visual/Performing Arts	0	23260694	0	23260694
						\$ 42455521
512	Harper	HVAC Renovations	0	1259280	0	\$ 1259280
		Roof Replacement Bldgs. B,C,G,H	0	1121250	0	1121250
		Construct Observatory	0	44200	0	44200
		Energy Management System	0	1000000	0	1000000
		Resurface Parking Lot 8,9,10	0	789000	0	789000
		Repave Perimeter Road	0	146400	0	146400
		Renovate Fire Alarm System	0	327600	0	327600
		Construction Defects	0	0	3184856	3184856
		Install Accessible Drinking	0	200000	0	200000
		Boiler Repairs/Building B	0	110000	0	110000
		Alter Doorway/Building 1	0	29500	0	29500
		Roof Repair/Alteration	0	710000	0	710000
		Repair Parking Lots	0	0	144831	144831
		Replace Wheelchair Lifts	0	75000	0	75000
		Replace Underground Storage	0	190000	0	190000
		Repair Roofs-Buildings A & D	0	400000	0	400000
		Fire Supression System	0	25000	0	25000
		Plumbing Repairs-Buildings I & J	0	420000	0	420000
		Electrical/Mechanical Repairs	0	1469550	0	1469550
		Repair Parking Lot 3	0	85	155230	155315
		Repair HVAC-Building V	0	50000	0	50000
		Repair Roofs-Buildings B,E,I,J	0	385000	0	385000
		Repair Restrooms-Building D	0	438500	0	438500
		Accessibility Renovations	0	54000	0	54000
		Elevator Accessibility	0	72500	0	72500
		Fire Sprinkler Installation	0	199750	0	199750
		Power Distribution System	0	317250	0	317250
		Hazardous Bleacher Repair	0	100000	0	100000
		Site Acquisition/Northeast	0	2000000	0	2000000
		Water Main Extension	0	247925	0	247925
		Construct Instructional Bldg.	0	12589800	0	12589800
		Roof Replacement-Bldg. F	0	235000	0	235000
		Roof & Ceiling-Bldg. D	0	0	145841	145841
		Moisture Protection-NE Center	0	178000	0	178000
		Building F Life Safety	0	1500000	0	1500000
		Parking Lot 1 Extension	0	0	142500	142500
		Building F Code Corrections	0	1009000	0	1009000
		Repair Parking Lots	0	0	112000	112000
		Life Safety Alterations	0	380148	0	380148
		Fire System Corrections	0	176371	0	176371
		Filter System Repair	0	143298	0	143298
		Roof Replacement - NE Center	0	444000	0	444000
		Accessibility Improvements	0	108859	0	108859
		Building I Code Corrections	0	676268	0	676268
		ADA/Accessibility	0	159000	0	159000
		Refrigerant Conversion	0	242681	0	242681

Illinois Community College Board
Table V-12
BUDGETED REVENUE FOR COMMUNITY COLLEGE CONSTRUCTION
SINCE JANUARY 1990*

<u>Dist. No.</u>	<u>District/College</u>	<u>Project</u>	<u>Federal</u>	<u>Local</u>	<u>State</u>	<u>Total</u>
		Asbestos Abatement Work	0	72338	0	72338
		Emergency Telephone Installation	0	33000	0	33000
						\$ 34014871
540	Heartland	Site Acquisition	0	2100000	0	\$ 2100000
		Space Renovations	0	98125	0	98125
						\$ 2198125
519	Highland	Walk Replacement/Phase IV	0	85000	0	\$ 85000
		Reroof Sports Complex	0	81000	0	81000
		Install Nonskid Pool Deck	0	25000	0	25000
		Sidewalk Replacement	0	172648	0	172648
		Reroof Maintenance Barn	0	35000	0	35000
		Accessibility-Auto Doors	0	41950	0	41950
		Tuckpointing & Sidewalks	0	73000	0	73000
		Drainage Repairs-Lot D	0	85230	0	85230
		Bleacher Repairs	0	51725	0	51725
		Sidewalk Repair/Drainage-Phase IV	0	70190	0	70190
		Drainage Alterations	0	173387	0	173387
		Sidewalk Rehabilitation	0	248398	0	248398
		Student Center Building	0	168600	4952000	5120600
		Exterior Waterproofing Modifications	0	51425	0	51425
		Underground Storage Tank	0	50050	0	50050
		Moisture Protection	0	75637	0	75637
		Renovation/Buildings M & R	0	0	284968	284968
		ADA Projects	0	257620	0	257620
		ADA Compliance	0	318666	0	318666
		Auto Body Code Corrections	0	110480	0	110480
		Laboratory Ventilation	0	56975	0	56975
		Fire Alarm Improvements	0	155768	0	155768
		EMS Replacement	0	158200	0	158200
		Ventilation System Repairs	0	123700	0	123700
		Energy Conservation Program	0	645400	0	645400
		ADA Compliance	0	283770	0	283770
		Hydraulic Lift Replacement	0	89758	0	89758
		Lighting/Warning System Upgrade	0	161656	0	161656
		Waterproofing Project	0	108803	0	108803
						\$ 9196004
514	Illinois Central	Test Cells	0	108000	0	\$ 108000
		Phase II-Downtown Center	0	2373250	0	2373250
		Hazardous Surface Repairs	0	170000	0	170000
		Courtyard Rehabilitation	0	360000	0	360000
		Campus Security	0	66000	0	66000
		Remodel Dirksen Hall	0	325000	0	325000
		Replace HVAC Units	0	407000	0	407000
		Parking Lot Rehabilitation	0	5127	149102	154229
		Enclose Overhang/Administration Bldg.	0	225000	0	225000
		Repair Underground Storage Tank	0	289670	0	289670
		Parking Deck Construction	0	550000	0	550000
		Construction Defects-Roof	0	0	493000	493000
		Construct Storage Building	0	78177	0	78177
		Roof Repair-Gymnasium	0	134500	0	134500

Illinois Community College Board
Table V-12
BUDGETED REVENUE FOR COMMUNITY COLLEGE CONSTRUCTION
SINCE JANUARY 1990*

<u>Dist. No.</u>	<u>District/College</u>	<u>Project</u>	<u>Federal</u>	<u>Local</u>	<u>State</u>	<u>Total</u>
		Repair Dirksen Parking Lot	0	2563	147437	150000
		Renovate Parking Lot A	0	2563	147437	150000
		Replace Electric Transformers	0	66000	0	66000
		Replace Rooftop HVAC Units	0	830000	0	830000
		Parking Lot F Renovation	0	0	103800	103800
		Fire Damper Replacement	0	475200	0	475200
		Asbestos Removal/SW Adams	0	143750	0	143750
		Boiler Room Roof Replacement	0	76790	0	76790
		Roof Replacement-SW Adams	0	141900	0	141900
		ADA Survey/Phase I Corrective Work	0	186390	0	186390
		Water-Fire Main Relocations	0	234698	0	234698
		Erosion Control	0	76000	0	76000
		ADA Elevator Addition	0	165460	0	165460
		Parking Lot Restoration	0	0	123400	123400
		Acquisition/Renovation-World Drug Bldg.	0	6386400	0	6386400
		Repair of Bridges	0	97000	0	97000
		Roof Replacement-Lawrence	0	80000	0	80000
		Elevator Repairs	0	99200	0	99200
		Upgrade Underground Storage Tank	0	243410	0	243410
		Renovate/Expand Student Center	0	4277350	0	4277350
		Drainage Control	0	1300000	0	1300000
		Exterior Lighting Upgrade	0	120000	0	120000
		Metal Panel Curtain Wall	0	90000	0	90000
		Floor/Bleacher Repairs	0	265700	0	265700
		ADA Accessibility	0	66900	0	66900
		Roof Replacement/Library	0	215000	0	215000
		Roof Replacement/Academic Building	0	255000	0	255000
		Carpet Replacement	0	170000	0	170000
		Masonry Wall Repair	0	62000	0	62000
						\$ 22385174
529	Illinois Eastern	Construct Microwave Tower	0	313191	0	\$ 313191
		Roof Replacements	0	0	813000	813000
		Stage Floor Replacement	0	0	19159	19159
		Ventilation Corrections	0	117041	0	117041
		Stage Floor Replacement	0	0	21304	21304
		ADA Compliance Alterations	0	71400	0	71400
		Pool Filter Replacement	0	33062	0	33062
		Storm Sewer Waterway Repairs	0	56856	0	56856
		Robinson Commercial Building	0	481960	0	481960
		Tool & Die Shop Code Modifications	0	141546	0	141546
		HVAC Replacement	0	0	324450	324450
		Student Services Area Remodeling	0	0	260000	260000
		Parking Lot Repairs	0	0	171400	171400
		Underground Tank Removal	0	150000	0	150000
		Roof Replacements	0	0	840000	840000
		Modify Exhaust Hoods	0	118244	0	118244
	Frontier	Remodel LRC	0	22280	0	22280
		Maintenance/Storage Shed	0	18400	0	18400
	Lincoln Trail	Sanitary Sewer	0	45496	0	45496
		HVAC System	0	398200	0	398200
	Olney Central	Relocate Child Care Center	0	2000	0	2000
		Construction Defects/Wattleworth	0	615000	0	615000

Illinois Community College Board
Table V-12
BUDGETED REVENUE FOR COMMUNITY COLLEGE CONSTRUCTION
SINCE JANUARY 1990*

<u>Dist. No.</u>	<u>District/College</u>	<u>Project</u>	<u>Federal</u>	<u>Local</u>	<u>State</u>	<u>Total</u>
	Wabash Valley	Reroof Stair Enclosures	0	31838	0	31838
		Parking Lot Expansion	0	75000	0	75000
		Natatorium Roof Replacement	0	81627	0	81627
		Roof Repairs	0	1188000	0	1188000
		HVAC Replacement	0	226200	0	226200
		Gym Floor Replacement	0	0	88962	88962
		HVAC System	0	312800	0	312800
						\$ 7038416
513	Illinois Valley	Furnace Replacement	0	48600	0	\$ 48600
		Fire Door Controls	0	30000	0	30000
		Hazardous Floor Replacement	0	56723	0	56723
		Road Subsurface Erosion	0	50301	0	50301
		Biology Lab Utilities	0	28904	0	28904
		Replace Hazardous Floor	0	58000	0	58000
		Replace Water Main	0	78860	0	78860
		Energy Audit and Survey	0	29400	0	29400
		Maintenance Room Ventilation	0	0	18800	18800
		Roof Replacement-Gym	0	30142	0	30142
		Roof Replacement	0	51450	0	51450
		Repair Parking Lots	0	0	44620	44620
		Modify Elevators	0	121211	0	121211
		Roadway & Parking Lot	0	0	64136	64136
		Asbestos Abatement-Building G	0	145200	0	145200
		Asbestos Abatement A-301	0	111200	0	111200
		Asbestos Abatement	0	115800	0	115800
		Repair Parking Lot 5	0	24522	63420	87942
		Reroof Auto Ag Facility	0	130725	0	130725
		Sewer Line Hookup	0	84000	0	84000
		Energy Conservation/Retrofit	0	257000	0	257000
		Roof Replacement	0	220000	0	220000
		Asbestos Removal-Water Tanks	0	120000	0	120000
		Security Lighting-Phase II	0	160320	0	160320
		Hazardous Walk Replacment	0	40780	45816	86596
		Sidewalk Replacement Phase II	0	0	60200	60200
		ADA Modifications	0	180600	0	180600
		Sidewalk Replacement	0	0	47300	47300
		Plumbing Code Compliance	0	30250	0	30250
		Asbestos Abatement	0	125890	0	125890
		ADA Modifications	0	150120	0	150120
		Security Lighting	0	158970	0	158970
		Asbestos Removal-Science Fume	0	40800	0	40800
		Exhaust Fans/Art Room	0	5036	14384	19420
		Fluorescent Lighting Modifications	0	119400	0	119400
		Boiler Repairs	0	27427	0	27427
		Erosion Control/SW Slope	0	172248	0	172248
		Cooling System Retrofit	0	923500	0	923500
		Water Pipe Replacement	0	220000	0	220000
		ADA/Phase III	0	220200	0	220200
		Sidewalk Replacements	0	286318	0	286318
		Boiler C Repairs	0	28220	0	28220
						\$ 5040793

Illinois Community College Board
Table V-12
BUDGETED REVENUE FOR COMMUNITY COLLEGE CONSTRUCTION
SINCE JANUARY 1990*

Dist. No.	District/College	Project	Federal	Local	State	Total
525	Joliet	Resurface Tennis Courts	0	81400	0	\$ 81400
		New Roofing Building E	0	211800	0	211800
		Water Seepage - Roof	0	213400	0	213400
		Repair Parking Lots	0	0	132108	132108
		Emergency Telephones	0	66286	0	66286
		Remove Asbestos Flooring	0	88300	0	88300
		Parking Lot and Roadway Repair	0	21067	121073	142140
		Exterior Stair-Renaissance Center	0	72315	0	72315
		Roof Work-Renaissance Center	0	100100	0	100100
		Emergency Telephones/Phase II	0	82300	0	82300
		Roof Replacement/Building G	0	145200	0	145200
		North Campus Site	0	4665650	0	4665650
		Install Fire Alarm System	0	75500	0	75500
		Roof Replacement-Building D	0	0	98222	98222
		Install Cogeneration System	0	949000	0	949000
		Parking Lot Restoration	0	0	210061	210061
		ADA Compliance	0	287980	0	287980
		Business/Tech Center	0	2450291	6992509	9442800
		Roof Replacement	0	325475	0	325475
		Roof Replacement/Bldgs. A,B,C	0	285000	0	285000
					\$ 17675037	
520	Kankakee	Repair Chimney Flue	0	0	43513	\$ 43513
		Modify Heating System	0	13892	46079	59971
		Classroom Addition	0	3268500	0	3268500
		Update Fire Alarm System	0	0	64505	64505
		Retube Boilers	0	0	39800	39800
		Roadway Lighting	0	0	58965	58965
		West Campus Renovation	0	158880	51120	210000
501	Kaskaskia	Replace Roof-Gym & Science	0	0	51797	\$ 51797
		Alterations-Buildings C,D,E,F	0	780000	0	780000
		Lighting Code Corrections	0	243500	0	243500
		Roofing Replacement	0	0	170228	170228
		ADA-Door Operators	0	39240	0	39240
		Roof Replacement-Various Buildings	0	140000	0	140000
		Asbestos Abatement	0	26800	0	26800
		ADA Elevator Improvements	0	44000	0	44000
		ADA Restroom Alterations	0	61430	0	61430
		Pedestrian Bridge Repair	0	28000	0	28000
		Hazardous Stair Treads/Rails	0	34505	0	34505
		Moisture Protection/ST Building	0	81893	0	81893
		Sidewalk and Ramp Replacement	0	48788	0	48788
					\$ 1750181	
523	Kishwaukee	Accessibility/Phase II	0	113900	0	\$ 113900
		Repair Bleachers	0	0	13200	13200
		Handicapped Accessibility	0	55320	0	55320
		Resurface Tennis Courts	0	0	32000	32000
		Repair Roof-Boiler Room	0	0	15000	15000
		Construction Defects	0	0	125000	125000
		Parking Lot Lighting	0	2584	50691	53275

Illinois Community College Board
Table V-12
BUDGETED REVENUE FOR COMMUNITY COLLEGE CONSTRUCTION
SINCE JANUARY 1990*

<u>Dist. No.</u>	<u>District/College</u>	<u>Project</u>	<u>Federal</u>	<u>Local</u>	<u>State</u>	<u>Total</u>
		Library Expansion	0	361992	1452000	1813992
		Addition/Construction-Phase IV	0	9989400	0	9989400
		Roof Replacement	0	382005	0	382005
		ADA Walk/Egress Repairs	0	65119	0	65119
		Wellhouse Safety	0	47425	0	47425
		Water Penetration	0	279197	0	279197
		Wellhouse Code Corrections	0	47425	0	47425
		Parking Lot Resurfacing (South Lot)	0	0	179835	179835
		Physical Ed Facilities Renovation	0	148879	0	148879
		Cooling Tower Repairs	0	170130	0	170130
		Hazardous Drive Repair	0	180616	0	180616
						\$ 13711718
532	Lake County	Fume Hood Reinstallation	0	114000	0	\$ 114000
		Water Main Loop Connection	0	43000	0	43000
		Toilet Room Accessibility	0	130000	0	130000
		Voice Communication System	0	54000	0	54000
		Asbestos Survey	0	32400	0	32400
		Gym Lighting Retrofit	0	30000	0	30000
		Roof Repairs & Insulation	0	918000	0	918000
		Metal Siding Repair	0	32400	0	32400
		Chemistry Lab Alterations	0	142500	0	142500
		Fire Alarm System Repairs	0	626400	0	626400
		Repair Exhaust Systems	0	82000	0	82000
		Access Road & Parking	0	0	212422	212422
		Reroof Lake Shore Campus	0	166300	0	166300
		Install Accessible Hardware	0	27400	0	27400
		Repave Parking Lot 4	0	2828	107601	110429
		Heating System Repair	0	86000	0	86000
		Repave Parking Lot 7	0	0	106211	106211
		Electrical Modifications	0	26700	0	26700
		Replacement Wiring	0	130700	0	130700
		Fire Alarm & System Auto.	0	686600	0	686600
		Drainage Repairs	0	332000	0	332000
		Accessible Entrances	0	30900	0	30900
		Mechanical Unit Repairs	0	162000	0	162000
		Sidewalk Repairs	0	67700	0	67700
		Parking Lot Restoration	0	0	127900	127900
		Improve Access/Parking Lot	0	0	257900	257900
		ADA Compliance	0	345000	0	345000
		Lakshore Campus Expansion	0	3250000	0	3250000
		Heating Control/Lakeshore	0	29700	0	29700
		LRC Roof Replacement	0	450560	0	450560
		Hazardous Pavement/Drainage	0	264455	0	264455
		Replace Fuel Storage Tanks	0	27540	0	27540
		Remodel Chemistry Lab	0	59400	0	59400
		AC Equipment-Info Systems	0	74800	0	74800
		Horticulture Center Roof/Asbestos	0	64740	0	64740
		Multi-Purpose/Ventilation	0	321000	0	321000
		Perimeter Interior Walls	0	83460	0	83460
						\$ 9706517
517	Lake Land	Energy Management System/Phase I.	0	191531	0	\$ 191531

Illinois Community College Board
Table V-12
BUDGETED REVENUE FOR COMMUNITY COLLEGE CONSTRUCTION
SINCE JANUARY 1990*

<u>Dist.</u> <u>No.</u>	<u>District/College</u>	<u>Project</u>	<u>Federal</u>	<u>Local</u>	<u>State</u>	<u>Total</u>
		Energy Management/Phase II	77762	84764	0	162526
		Replace Heat Piping	0	180000	0	180000
		Pave South Parking Lot	0	6384	98116	104500
		Renovate Classrooms	0	0	44651	44651
		Agricultural Tech Building	0	255000	0	255000
		Resurface Parking Lot	0	55400	36600	92000
		Exterior Moisture Protection	0	78000	0	78000
		Drainage Repairs	0	300000	0	300000
		Exterior Door Modifications	0	120000	0	120000
		Cooling Towers Repairs	0	63000	0	63000
		HVAC Alterations-Field House	0	36000	0	36000
		Asbestos Survey	0	58500	0	58500
		Hazardous Bleacher Repair	0	72000	0	72000
		ADA Modifications	0	34500	0	34500
		Security Lighting Upgrade	0	216000	0	216000
		ADA Signage	0	65000	0	65000
		Natural Gas Line Replacement	0	52250	0	52250
		Electrical Code Corrections	0	289600	0	289600
		Campus Roadway Renovation	0	0	65916	65916
		Asbestos Encapsulation	0	354983	0	354983
		Center for Higher Ed Technology	0	751600	1348400	2100000
		ADA Restrooms	0	50000	0	50000
		Reroof Fieldhouse	0	30000	0	30000
		Reroof Covered Walkways	0	180000	0	180000
		Renovate Board Room	0	0	27224	27224
		Replace Sidewalks	0	30000	0	30000
		Roofing-NW Class Building	0	300000	0	300000
		Exterior Security Lighting	0	65000	0	65000
		ADA Modifications/Locks/Walks	0	150000	0	150000
		ADA/Restroom Modification	0	359000	0	359000
		Tuckpoint Classroom Buildings	0	36000	0	36000
		ADA Restroom	0	300000	0	300000
		Sidewalk Replacements	0	30000	0	30000
		ADA Accessible Study Areas	0	54000	0	54000
						\$ 6547181
536	Lewis & Clark	Hatheway Hall	0	283000	850000	\$ 1133000
		New Parking Lots	0	267000	0	267000
		Stage Remodeling	0	199800	0	199800
		Renovation for Reception Area	0	150000	0	150000
		Modify Electrical Main Complex	0	0	72831	72831
		Install Fire Alarm	0	0	10000	10000
		Modify Ventilation System	0	0	32515	32515
		Handicapped Accessibility	0	222100	1300000	1522100
		Two Bldgs.-Arts/Cer-Maintenance	0	350000	0	350000
		Relocate Chapel	0	2194500	0	2194500
		Remodel Trimpe Building	0	800000	2400000	3200000
		Classroom/Multi-Purpose Building	0	812000	2436000	3248000
		Additional Site Lighting	0	0	33275	33275
		Roadway Repairs	0	0	6528	6528
		Main Complex Renovation	0	1000000	0	1000000
		Main Complex Renovation - Phase II	0	1000000	3000000	4000000
		Repairs Hatheway/Haskell Halls	0	0	85420	85420

Illinois Community College Board
Table V-12
BUDGETED REVENUE FOR COMMUNITY COLLEGE CONSTRUCTION
SINCE JANUARY 1990*

<u>Dist. No.</u>	<u>District/College</u>	<u>Project</u>	<u>Federal</u>	<u>Local</u>	<u>State</u>	<u>Total</u>
		Renovation Main Complex-Phase II	0	931800	0	931800
		ADA Work/Energy Conservation	0	0	142520	142520
						\$ 18579289
526	Lincoln Land	Parking Lot Overlay-Phase III		2906	63889	\$ 66795
		Roof Replacement	0	1125000	0	1125000
		Bleacher Repairs	0	74719	0	74719
		Child Care Center	0	696000	0	696000
		Seal, Caulk, Paint Windows	0	0	76060	76060
		West Regional Education Center	0	250000	0	250000
		South Regional Education Center	0	1518109	0	1518109
		ADA/Elevator Update	0	21400	0	21400
		ADA/Fire Alarm Upgrades	0	76956	0	76956
						\$ 3905039
530	Logan	Construct Softball Field	0	18880	0	\$ 18880
		Mining Technology Bldg. Addition	0	163646	0	163646
		Asbestos Removal	0	2556	0	2556
		Exterior Wall Repairs-Phase IV	0	0	49529	49529
		Exterior Repairs	0	0	50587	50587
		New Parking Lot	0	487000	0	487000
		Exterior Repairs	0	0	50088	50088
		Construct Dugouts	0	23563	0	23563
		Energy Conservation Measures	0	225000	0	225000
		Electrical Code Compliance	0	40000	0	40000
		Replace Roof-Phase I	0	683000	0	683000
		Accessibility Improvements	0	107000	0	107000
		Classroom Addition	0	2178833	6297300	8476133
		HVAC Code Compliance	0	145000	0	145000
		New Office Building	0	418100	0	418100
		Microbiology Lab	0	105880	0	105880
		Roof Replacement	0	0	159600	159600
		ADA/Environmental Improvements	0	121640	0	121640
		Office/Classroom Addition	0	475700	0	475700
		Locker Room Addition	0	234000	0	234000
		Chiller Replacements	0	340870	0	340870
		1997 Health/Life Safety Improvements	0	60200	0	60200
						\$ 12437972
528	McHenry	Site Acquisition	0	615848	0	\$ 615848
		Resurface Parking Lot	0	9387	35613	45000
		Carpet Replacement	0	6485	36015	42500
		New Classroom Building	0	11660000	0	11660000
		HVAC Repairs & Replacement	0	1208400	0	1208400
		Fire Science Training Facility	0	253800	0	253800
		Roof Replacement	0	696056	0	696056
		Library/Classroom Addition	0	152000	1324000	1476000
		Replace Fascia & Boiler	0	0	173850	173850
						\$16171454
524	Moraine Valley	Correct Drainage-Phase II	0	834000	0	\$ 834000
		Fueling System Work	0	50000	0	50000
		Handicapped Ramp & Elevator	0	347700	0	347700

Illinois Community College Board
Table V-12
BUDGETED REVENUE FOR COMMUNITY COLLEGE CONSTRUCTION
SINCE JANUARY 1990*

<u>Dist. No.</u>	<u>District/College</u>	<u>Project</u>	<u>Federal</u>	<u>Local</u>	<u>State</u>	<u>Total</u>
		High Technology Center	0	6983700	6983700	13967400
		Storm Water Drainage Work	0	1121000	0	1121000
		Replace Roofs	0	695000	0	695000
		Remodel Faculty/Staff Offices	0	0	127112	127112
		Roof Replacement-Bldgs A&B/Central Plnt	0	555000	0	555000
		HVAC System Renovation	0	4249200	0	4249200
		Fire Alarm Replacement	0	391700	0	391700
		Remodel Buildings A, B, I	0	0	2227500	2227500
		Fine Applied Arts/Phase II	0	16174100	0	16174100
		Walk Replacement	0	0	321000	321000
		Expansion Joint Repair/Building L	0	134000	0	134000
		Reglazing Work	0	535000	0	535000
		ADA Elevator	0	38500	0	38500
		Energy Conservation Window	0	833000	0	833000
		ADA Restrooms	0	301000	0	301000
		CCT Roof Replacement	0	958000	0	958000
		Computer Center Ventilation	0	150000	0	150000
		ADA Signage	0	102960	0	102960
		Locker Room (Revised)/T-647	0	485800	0	485800
		ADA Women's Locker Room	0	119000	0	119000
		South Entry Rehabilitation	0	52100	0	52100
		Expansion Joint Repair/Building L	0	134000	0	134000
		College Center Reroofing	0	155000	0	155000
						\$45059072
527	Morton	Fire Alarm System	0	152660	0	\$ 152660
		Asbestos Abatement 1989	0	1379700	0	1379700
		Parking Lot Renovation	0	0	48267	48267
		Renovation/Repair PE Bldg.	0	24290	50570	74860
		HVAC System Replacement	0	1905384	0	1905384
		Gym Floor Restoration	0	6644	27456	34100
		Exterior Sign Restoration	0	0	68000	68000
		Seating Restoration	0	0	35600	35600
		Land Acquisition	0	600000	0	600000
		Main Entrance/Drive Rehab.	0	0	59516	59516
		Building B/Classroom Addition	0	0	272000	272000
						\$ 4630087
535	Oakton	Joint Facility NWMC & OCC	0	878000	0	\$ 878000
		Site Acquisition/Niles East	0	5000000	0	5000000
		Maintenance Building Addition	0	47750	0	47750
		Parking Lot/Roadway Repair	0	44062	208438	252500
		Asbestos Removal/Demolition	0	750000	0	750000
		Underground Storage Removal	0	200000	0	200000
		Drainage Repairs	0	35000	0	35000
		Des Plaines Campus Expansion	0	0	200000	200000
		Telephone Caller ID System	0	49900	0	49900
		Health Services Upgrade	0	79775	0	79775
		Pavement Renovations	0	44000	171500	215500
		Fire Protection System	0	29924	0	29924
		Construct R. Hartstein Campus	0	18006000	0	18006000
		Des Plaines Campus Expansion	0	11292900	0	11292900
		Fire Alarm System Upgrade	0	211600	0	211600

157

Illinois Community College Board
Table V-12
BUDGETED REVENUE FOR COMMUNITY COLLEGE CONSTRUCTION
SINCE JANUARY 1990*

<u>Dist. No.</u>	<u>District/College</u>	<u>Project</u>	<u>Federal</u>	<u>Local</u>	<u>State</u>	<u>Total</u>
		Stairwell Security Cameras	0	39227	0	39227
						<u>\$ 37288076</u>
505	Parkland	West Entrance Road	0	250000	0	\$ 250000
		Drainage Improvements	0	0	99047	99047
		Hazardous Lighting Replacement	0	555000	0	555000
		Lighting Improvements	0	0	99047	99047
		Repair Masonry Walls/Guard Rails	0	0	97941	97941
		Classroom Addition-Child Care	0	405000	0	405000
		Educational Video Center	0	300000	0	300000
		Roof Replacement	0	400000	0	400000
		Accessible Walks/Entry Rehab	0	111000	0	111000
		Lighting Code Corrections	0	200000	0	200000
		Safety Lighting Upgrade	0	555000	0	555000
		Natural Gas Line Replacement	0	240000	0	240000
		Lighting Code Corrections	0	300000	0	300000
		Parking/Paving Renovations	0	0	166070	166070
		Condenser Replacement-Phase II	0	965000	0	965000
		Renovate Vet Tech Facility	0	0	97941	97941
		HVAC Condenser Replacement	0	725000	0	725000
		Child Care Center	0	0	1496300	1496300
		Interior Lighting-Phase V	0	100000	0	100000
		Drainage/Hazardous Entry II	0	200000	0	200000
		HVAC Replacement Phase III	0	905000	0	905000
		Lighting Retrofit/Phase I	0	100000	0	100000
						<u>\$ 8367346</u>
515	Prairie State	Sidewalk Replacement	0	102842	0	\$ 102842
		Renovate Building K	0	381872	0	381872
		Emergency Gas Line Repair	0	31000	0	31000
		Building Masonry Restoration	0	82350	67464	149814
		Handicapped Elevator	0	108000	0	108000
		Theater Alterations	0	92043	0	92043
		Drainage Corrections	0	151200	0	151200
		Masonry Repairs-Phase II	0	95000	0	95000
		Accessible Restrooms	0	81600	0	81600
		Exterior Security Lighting	0	222335	0	222335
		Renovate Fitness Center	0	208000	0	208000
		HVAC Rehab Building	0	231300	0	231300
		Construct Parking Lot	0	945000	0	945000
		Replace Roofs	0	882000	0	882000
		Improve Entrance Accessibility	0	409200	0	409200
		HVAC/Electrical Rehab	0	138000	0	138000
		Accessible Parking Area	0	27000	0	27000
		Emergency Electrical Generator	0	425100	0	425100
		Atrium Safety Alterations	0	98400	0	98400
		LRC Code Corrections	0	112700	0	112700
		Mechanical Systems Replacement	0	4121110	0	4121110
		LRC Addition/Remodeling	0	1466600	6397400	7864000
		Land Acquisition (4.77 acres)	0	114614	0	114614
		Natural Gas Pipe Replacement	0	78100	0	78100
						<u>\$ 17070230</u>

Illinois Community College Board
Table V-12
BUDGETED REVENUE FOR COMMUNITY COLLEGE CONSTRUCTION
SINCE JANUARY 1990*

<u>Dist. No.</u>	<u>District/College</u>	<u>Project</u>	<u>Federal</u>	<u>Local</u>	<u>State</u>	<u>Total</u>
521	Rend Lake	Addition/Vo Tech Bldg.	0	950000	0	\$ 950000
		Vocational Roof Repair	0	77000	0	77000
		Addition/Vo Tech Bldg. I	0	250000	0	250000
		Addition/Vo Tech Bldg. II	0	150000	0	150000
		Code Corrections-IT Building	0	207870	0	207870
		Remodel Mining Building	0	50000	0	50000
		Drainage Alteration & Repair	0	349912	0	349912
		Replace Interior Finish	0	0	50395	50395
		Roof Repair-Science Building	0	20633	51521	72154
		Roof Repairs	0	127462	0	127462
		Structural Repairs	0	95165	0	95165
		Plumbing System Repairs	0	438745	0	438745
		Fire Safety Alterations	0	87613	0	87613
		Ventilation Alterations	0	163429	0	163429
		Accessibility Alterations	0	91138	0	91138
		Underground Storage Tank A	0	26445	0	26445
		Paint Booth Ventilation	0	36862	0	36862
		Code Compliance-Theater	0	125241	0	125241
		ADA Elevator Repairs	0	38720	0	38720
		Cooling Tower Replacement	0	133403	0	133403
		Renovate Lecture Rooms	0	0	94810	94810
		Roof Replacement	0	125000	375000	500000
		Bleacher Repairs	0	104135	0	104135
		Computer Class Remodeling	0	33600	0	33600
		Emergency Generator Equipment	0	76684	0	76684
		Fire Alarm Repairs	0	65450	0	65450
		Plumbing System Renovations	0	450000	0	450000
		Boiler Room Controls	0	37755	0	37755
		Sewer Connection	0	96690	0	96690
		Hazardous Sidewalk Replacement	0	59312	0	59312
		Roof Replacements/New Maintenance	0	79129	0	79129
		LRC Elevator Renovation	0	31765	0	31765
		Lighting Upgrade/Energy Conservation	0	39323	0	39323
		Water System Upgrade/Student Center	0	34450	0	34450
		Student Center/Roof Replacement	0	52100	0	52100
		Drainage Improvements/Parking	0	426000	0	426000
		Natural Gas Line Replacement	0	76910	0	76910
		Maintenance Lot Drainage Improvements	0	76953	0	76953
						\$ 5856620
537	Richland	Maintenance/Storage Building	0	215139	645417	\$ 860556
		HVAC Modification	0	0	4405	4405
		Renovate Mechanical Room	0	0	15500	15500
		Renovate Southeast Center	0	0	11000	11000
		Construct Greenhouse	0	100000	0	100000
		Parking Lot Completion	0	107000	0	107000
		Modify Facilities	0	0	30367	30367
		Exterior Canopies Air Infiltration	0	0	171100	171100
						\$ 1299928
511	Rock Valley	Handicapped Accessibility	0	73039	0	\$ 73039
		Fire Alarm System	0	38902	0	38902
		Handicapped Accessibility	0	119879	0	119879

Illinois Community College Board
Table V-12
BUDGETED REVENUE FOR COMMUNITY COLLEGE CONSTRUCTION
SINCE JANUARY 1990*

<u>Dist. No.</u>	<u>District/College</u>	<u>Project</u>	<u>Federal</u>	<u>Local</u>	<u>State</u>	<u>Total</u>
		Renovate Bookstore	0	96800	0	96800
		Remodel Bldgs A,B,C,F,G	0	89650	0	89650
		Asbestos Abatement	0	85665	0	85665
		Repair Office	0	42650	0	42650
		Accessibility	0	105728	0	105728
		Repair/Replace Walks	0	112100	0	112100
		Walkway Lighting	0	33795	0	33795
		Replace Roof	0	165200	0	165200
		Replace Hangar Door	0	35400	0	35400
		Parking Lot Lighting	0	214946	0	214946
		Remove Underground Tank	0	106200	0	106200
		Remodel Buildings B & F	0	249220	0	249220
		Renovate Entrance Roadway	0	0	100197	100197
		Structural Repair-Wood Bridge	0	81420	0	81420
		Accessibility	0	94400	0	94400
		Install Emergency Warning System	0	25020	0	25020
		Indoor Air Quality Renovations	0	64900	0	64900
		Install Accessible Hardware	0	169920	0	169920
		Remove Deteriorated Asbestos	0	92790	0	92790
		Fire Alarm Renovation	0	29500	0	29500
		Remodeling Technology Center	0	133500	0	133500
		Lighting Efficiency Renovation	0	213010	0	213010
		Accessible Restroom Modifications	0	31506	0	31506
		Roof Replacement	0	237350	0	237350
		Asbestos Removal	0	51254	0	51254
		Handicapped Accessibility	0	364620	0	364620
		Theater Storage Facility	0	57947	0	57947
		Moisture Protection	0	83780	0	83780
		Underground Tank Replacement	0	76000	0	76000
		Exterior Roofing/Sealants	0	467200	0	467200
		Fire Alarm Installation	0	53100	0	53100
		Hazardous Lighting System	0	44840	0	44840
		ADA Walkway Compliance	0	177800	0	177800
		Roof Modifications	0	64900	0	64900
		ADA Modifications	0	64900	0	64900
		Emergency Phone System	0	56640	0	56640
		Hazardous Bleacher Repair	0	531000	0	531000
		Safety Lighting/Lots 7 & 8	0	135700	0	135700
		Roof Replacement/4 Buildings	0	328040	0	328040
		Stone Bridge Repairs	0	53100	0	53100
		Moisture Protection/Windows	0	389400	0	389400
		ADA Renovations/Restrooms	0	118000	0	118000
		Fire Alarm Update	0	265500	0	265500
		Asbestos Abatement Access Door	0	194920	0	194920
		Roof Replacement/Shingle Doors	0	466100	0	466100
		Moisture Protection/Doors	0	138060	0	138060
		Upgrade EMS/Chilled Water	0	295000	0	295000
		Lighting Fixture Retrofits	0	182900	0	182900
		Renovate Electrical Distribution System	0	148680	0	148680
		Repair Structural Leaks	0	53100	0	53100
		Retrofit Windows	0	810660	0	810660
						\$ 8515828

Illinois Community College Board
Table V-12
BUDGETED REVENUE FOR COMMUNITY COLLEGE CONSTRUCTION
SINCE JANUARY 1990*

Dist. No.	District/College	Project	Federal	Local	State	Total
518	Sandburg	Replace Hazardous Walks	0	37580	0	\$ 37580
		Replace Roofs and Flashing	0	154600	0	154600
		Water Circulation/Heating System	0	56360	0	56360
		Energy Conservation/HVAC Repairs	0	388491	0	388491
		Roadway/Parking	0	0	112712	112712
		Gym Floor Replacement	0	0	27600	27600
		ADA Compliance Modifications	0	163595	0	163595
		HVAC Repairs	0	217618	0	217618
		Security Lighting Rehab	0	67804	0	67804
		Cooling Tower Repairs	0	140000	0	140000
		Energy Conservation Measures	0	166540	0	166540
		Elevator Accessibility Modification	0	108974	0	108974
		Bleacher Replacement/Repairs	0	152686	0	152686
		ADA Accessibility Improvements	0	181720	0	181720
		Branch Campus-Carthage, IL	0	1208600	0	1208600
		Parking Lot Renovations	0	0	35150	35150
		Energy Conservation	0	274825	0	274825
		Security Lighting	0	101494	0	101494
		Parking Lot Paving	0	243061	0	243061
		Energy Conservation Improvements	0	108170	0	108170
		Underground Storage Tank	0	68677	0	68677
		Building D/Roof Replacement	0	70316	0	70316
		Building F/Roof Replacement	0	225349	0	225349
		Building E/Roof Replacement	0	253977	0	253977
		ADA Compliance Work	0	567705	0	567705
506	Sauk Valley	Parking Lot Repairs	0	19639	83572	\$ 103211
		Reroof College-Phase II	0	342000	0	342000
		Reroof College-Phase III	0	332000	0	332000
		Construct Restroom Facility	0	54898	0	54898
		Roof Repairs	0	133300	0	133300
		Boiler Repairs	0	72700	0	72700
		Wastewater Treatment	0	156000	0	156000
		Asbestos Study/Management Plan	0	28000	0	28000
		Exterior Lighting Safety Rep.	0	417064	0	417064
		Asbestos Abatement	0	56000	0	56000
		Energy Conservation Measures	0	980460	0	980460
		Kitchen Ventilation Modification	0	79685	0	79685
		Fire Safety Valves	0	41030	0	41030
		Lighting Repairs	0	37012	0	37012
		Parking Area/Roadway Sealing	0	0	201454	201454
		Fitness Center	0	67000	0	67000
		Boiler Repairs	0	36600	0	36600
		Cooling Tower Repairs	0	140000	0	140000
		Elevator Accessibility Modification	0	108974	0	108974
		Bleacher Replacement/Repairs	0	152686	0	152686
Replace Fire Alarm System	0	375417	0	375417		
Replace Fire Exit Signage	0	31185	0	31185		
					\$ 3946676	
531	Shawnee	New Guard & Hand Rails	0	47825	0	\$ 47825
		Resurface Parking Lot	0	0	42691	42691

Illinois Community College Board
Table V-12
BUDGETED REVENUE FOR COMMUNITY COLLEGE CONSTRUCTION
SINCE JANUARY 1990*

<u>Dist. No.</u>	<u>District/College</u>	<u>Project</u>	<u>Federal</u>	<u>Local</u>	<u>State</u>	<u>Total</u>
		Resurface Parking Lot-Phase II	0	0	17543	17543
		Roadway Resurfacing	0	5330	16300	21630
		Campus Drive Improvements	0	0	23789	23789
						\$ 153478
510	South Suburban	Waterproof/Caulking	0	116142	0	\$ 116142
		General Handicapped Access	0	238096	0	238096
		Boiler Replacement	0	274800	0	274800
		Exterior Security Lighting	0	199000	0	199000
		Variable Air Volume System	0	295450	0	295450
		HVAC Renovation/Fieldhouse	0	28980	0	28980
		Carpet Replacement-Phase I	0	108000	0	108000
		Emergency/Lighting Generator	0	333098	0	333098
		Carpet Replacement-Phase II	0	175000	0	175000
		Construct Maint/Storage Bldg	0	265493	0	265493
		Rehabilitate Counseling Area	0	27500	0	27500
		Rehabilitate Stair Tread	0	117020	0	117020
		Electrically Operated Doors	0	87106	0	87106
		Handicapped Elevators	0	231000	0	231000
		Security Lighting-Phase II	0	81300	0	81300
		HVAC Renovation-Phase I	0	397200	0	397200
		HVAC Renovation-Phase II	0	749200	0	749200
		Accessibility Improvements/Western	0	58400	0	58400
		Replace Exterior Doors	0	67200	0	67200
		HVAC Renovation-Phase III	0	594288	0	594288
		Roof Renovation-Phase I	0	60000	0	60000
		Renovate Field House Ceiling	0	30960	0	30960
		Repair Gym Floor	0	0	50922	50922
		HVAC Renovation-Phase IV	0	750000	0	750000
		Replace Hazardous Walks	0	46850	0	46850
		Air Conditioning Alterations	0	120000	0	120000
		Accessible Restrooms	0	186000	0	186000
		Fire Protection System Renovation	0	25200	0	25200
		Carpet Replacement	0	0	64084	64084
		Renovate Field House Walk	0	574	32324	32898
		Structural Concrete Repairs	0	47210	0	47210
		Ceiling Repair	0	0	25830	25830
		Install Accessible Restrooms	0	120000	0	120000
		Install Entry Vestibule	0	58860	0	58860
		Renovate Conference Center	0	0	786600	786600
		Repair HVAC System	0	368000	0	368000
		Acoustical Improvements	0	0	35853	35853
		Western Enrollment Center	0	0	1504000	1504000
		Carpet Replacement	0	0	30666	30666
		Paint Interior-Field House	0	0	30500	30500
		Class Acoustical Treatment	0	0	43481	43481
		Construct New Roadway	0	128048	0	128048
		Science Lab Safety Reconstruction	0	100000	0	100000
		Science Lab Code Corrections	0	100000	0	100000
		Roof Replacement	0	197100	0	197100
		Electrical Panel Replacement	0	26000	0	26000
		Water Main Replacement	0	420000	0	420000
		Security Lighting	0	60000	0	60000

162

Illinois Community College Board
Table V-12
BUDGETED REVENUE FOR COMMUNITY COLLEGE CONSTRUCTION
SINCE JANUARY 1990*

<u>Dist. No.</u>	<u>District/College</u>	<u>Project</u>	<u>Federal</u>	<u>Local</u>	<u>State</u>	<u>Total</u>
		Storm Water Drainage Replacement	0	348000	0	348000
		Chem Lab Safety Alterations	0	200000	0	200000
		Replace Rooftop Units	0	159600	0	159600
		Install Accessible Hardware	0	138000	0	138000
		Security System Upgrade	0	87393	0	87393
		Classroom Lighting Sensors	32721	51129	0	83850
		Repair Fan Room Walls	0	60000	0	60000
		Drainage Improvements/Phase II	0	112571	0	112571
		Roofing Projects/College Center	0	192000	0	192000
						\$ 11274749
533	Southeastern	Construct Parking Lot	0	110000	0	\$ 110000
		Bldgs & Grounds Rehabilitation	0	1212	37688	38900
		Construction Deficiencies-Ventilating	0	0	750000	750000
		Replace Roof-Technical Building	0	67889	107111	175000
		Humanities/Administration Building	0	1583000	7257500	8840500
						\$ 9914400
534	Spoon River	Fire System Corrections	\$ 0	\$ 26000	\$ 0	\$ 26000
		Replace Roofs/Canton Campus	0	0	703600	703600
		Macomb Renovation-Phase III	0	324000	0	324000
		Roof Replacement-Centers	0	234146	0	234146
		Macomb Renovation	0	181000	0	181000
		Install Fire Protection System	0	120322	0	120322
		Vo Tech Lighting	0	0	41455	41455
		Remodel Macomb Center	0	0	507500	507500
		Replace Exhaust System	0	0	79192	79192
		Miscellaneous Safety Projects	0	82539	0	82539
		ADA Repairs	0	29500	0	29500
		Paint Booth Renovation	0	0	56500	56500
		Drainage and Paving Repairs	0	43981	99019	143000
		Underground Storage Tank Removal	0	65000	0	65000
		ADA Repairs	0	29500	0	29500
		Moisture Protection/Windows & Stairs	0	225000	0	225000
		Stair Replacement/Enclosure	0	233400	0	233400
						\$ 3081654
601	State Community	Carpet Replacement	0	0	29905	\$ 29905
		Roofing/Skills Center	0	250000	0	250000
		Parking/Site Improvements	0	250000	0	250000
		Remodel Library	0	91400	0	91400
		Remodel Child Care Center	0	0	85000	85000
						\$ 706305
504	Triton	Parking Lot & Roadways	0	222338	0	\$ 222338
		Drainage & Pedestrian Safety	0	464965	0	464965
		Palmer Street Building	0	208333	1250000	1458333
		Roof Replacement	0	114325	0	114325
		Campus Drainage	0	495708	0	495708
		Accessibility/Bldgs. J & P	0	55000	0	55000
		Security Measures	0	91000	0	91000
		Repairs/Health Building	0	43197	0	43197
		Bookstore Addition	0	680000	0	680000

Illinois Community College Board
Table V-12
BUDGETED REVENUE FOR COMMUNITY COLLEGE CONSTRUCTION
SINCE JANUARY 1990*

<u>Dist.</u> <u>No.</u>	<u>District/College</u>	<u>Project</u>	<u>Federal</u>	<u>Local</u>	<u>State</u>	<u>Total</u>
		Construction Defects	0	0	6800000	6800000
		Underground Storage Tank Survey	0	25500	0	25500
		Code Compliance/Hispanic Center	0	120761	0	120761
		Repair Fire Alarm System	0	372511	0	372511
		HVAC-4 Buildings	0	283140	0	283140
		Water Tower Repairs	0	140100	0	140100
		Walkway Replacement	0	227800	0	227800
		Chiller Replacement	0	0	75000	75000
		HVAC System-3 Buildings	0	1446745	0	1446745
		Roof Replacement	0	367660	0	367660
		Extend Security & Fire Alarm	0	60000	0	60000
		Handicapped Elevator	0	222338	0	222338
		Safety Measures	0	170000	0	170000
		Remove Underground Storage Tank	0	61607	0	61607
		Shower Room Accessibility	0	73500	0	73500
		Unit Heater Replacement	0	47500	0	47500
		Drainage Repairs	0	56300	0	56300
		Install Auto Door Operators	0	78360	0	78360
		Construction Defects	0	18389	1773206	1791595
		Utility Tunnel Repair	0	25700	0	25700
		Ventilation Corrections	0	359800	0	359800
		West Campus Cable Replacement	0	354500	0	354500
		Accessibility Improvements	0	88600	0	88600
		Campus Drainage/Phase III	0	464100	0	464100
		Exterior Painting-Three Buildings	0	0	56500	56500
		College Center Rehab/Phase III	0	0	130000	130000
		College Center Renovations	0	0	171781	171781
		Chiller Replacement	0	277000	0	277000
		Hazardous Material Storage	0	65000	0	65000
		Roof Replacement/Stadium	0	87500	0	87500
		Chiller Replacement	0	273000	0	273000
		Hazardous Walk Replacement	0	69700	0	69700
		LRC Roof Repairs	0	244000	0	244000
		Roof Replacement/Bookstore & Bldg. J	0	169000	0	169000
		Security Site Lighting	0	243800	0	243800
		Asphalt Sidewalk Replacement	0	49000	0	49000
		Chiller Replacement/Technology Bldg.	0	185000	0	185000
		Roof Replacement/Technology Bldg.	0	215000	0	215000
		Electrical Renovation/Bldgs. J,T,B,H	0	330870	0	330870
		Plumbing Replacement/Bldgs. T,C,J	0	330600	0	330600
		Roof Replacement/Cernan Center	0	107520	0	107520
		ADA Compliance/Elevator	0	175000	0	175000
		Handrail Replacement/LRC Building	0	48600	0	48600
		Security Lighting Replacement	0	43800	0	43800
						\$ 20610654
516	Waubonsee	Energy Management System	0	90000	0	\$ 90000
		Replace Rooftop Units	0	237705	0	237705
		Asbestos Removal	0	50000	0	50000
		Rekey Existing Locks	0	25200	0	25200
		Resurface Parking Lot & Sidewalk	0	0	80516	80516
		Resurface Parking Lot	0	2385	76955	79340
		Repair Roofs	0	100000	0	100000

Illinois Community College Board
Table V-12
BUDGETED REVENUE FOR COMMUNITY COLLEGE CONSTRUCTION
SINCE JANUARY 1990*

Dist. No.	District/College	Project	Federal	Local	State	Total
		Asbestos Removal/Phase II	0	300000	0	300000
		Window Replacement	0	0	21997	21997
		Window Replacement-Phase II	0	0	71386	71386
		Exterior Doors & Windows	0	58800	0	58800
		Construct Classroom Building	0	6200000	0	6200000
		Parking Lot/Roadway Repair	0	0	49000	49000
		Reroof Collins Hall	0	224000	0	224000
		Roof Inspection/Roofing	0	116000	0	116000
		Plumbing System/Sprinkler	0	225000	0	225000
		Energy Usage Study-Chiller	0	25000	0	25000
		Construction/Lease Facilities	0	10400000	0	10400000
		Exterior Waterproofing-Dickson	0	50000	0	50000
		Reroof Dickson Center	0	230000	0	230000
		Exterior Lighting Upgrade	0	0	161440	161440
		Repair Water Treatment Facility II	0	275000	0	275000
		New Campus Entrance-Phase II	0	450000	0	450000
		Exterior Lighting-Phase II	0	80720	0	80720
		Repair Water Treatment	0	100000	0	100000
		Campus Entry Roadway	0	150000	0	150000
		Southeastern Extension Center	0	3990000	0	3990000
		Repair Water Treatment	0	100000	0	100000
		Repair Water Treatment/Phase II	0	275000	0	275000
		Domestic Water System Improvements	0	110000	0	110000
		Hazardous Entrance/Phase III	0	100000	0	100000
						\$ 24426104
539	Wood	Electrical Emergency Lighting	0	43600	0	\$ 43600
		Site Preparation	0	59424	0	59424
		Site Acquisition	0	118000	0	118000
		Bituminous Paving/Drainage	0	0	26300	26300
		Accessibility Compliance	0	26200	0	26200
		Electric Code Compliance	0	38600	0	38600
		HVAC/Electrical Repair	0	73380	0	73380
		Accessibility Compliance	0	26620	0	26620
		Accessibility Improvements	0	25000	0	25000
		Code Compliance	0	75000	0	75000
		Emergency Response System	0	69415	0	69415
		Site Acquisition	0	1275000	0	1275000
		Science/Technology Building	0	354500	1795500	2150000
		ADA Accessibility Improvement	0	30585	0	30585
		Erosion Control & Drainage	0	45420	0	45420
		Emergency Generation System	0	108000	0	108000
						\$ 4190544
TOTALS			<u>\$110483</u>	<u>\$534,456,442</u>	<u>\$138290354</u>	<u>\$672857279</u>

*This table contains only those projects completed since January 1, 1990. Projects completed prior to January 1, 1990, are listed in prior year's Data and Characteristics Book, Table V-12.

SOURCE OF DATA: ICCB Records

Illinois Community College Board
 Table V-13
 BUDGETED REVENUE FOR PERMANENT COMMUNITY COLLEGE FACILITIES
 UNDER CONSTRUCTION OR PLANNED AS OF MAY 1998

Dist. No.	District/College	Project	Local Funding	State Funding	Total Projected Budget
522	Belleville	Main Campus Expans. & Red Bud Classroom Expansion-Planning	\$3,599,000	\$10,797,100	\$14,396,100
503	Black Hawk	Art/Music Dept. Renovations	582,300	1,746,900	2,329,200
507	Danville	Lincoln Hall Construction	668,000		668,000
		Technology Center Addition	1,575,700	4,727,100	6,302,800
		Mary Miller Center Remodeling	651,800		651,800
509	Elgin	Construction Maintenance Bldg.	678,000		678,000
512	Harper	Instructional Bldg.	239,533	350,000	239,533
525	Joliet	Student Activities Center	6,451,000		6,451,000
523	Kishwaukee	Greenhouse Addition	338,000		338,000
532	Lake County	Multi-Use Instruc. Bldg.	31,500	11,730,400	11,761,900
		Employment and Training Center	0	2,767,720	2,767,720
		South Campus Site Land	7,090,000		7,090,000
		Southlake Educ. Ctr. Alteration	324,000		324,000
		Horticulture Building Addition	545,757		545,757
		Performing Arts Center	9,725,000		9,725,000
		Maintenance & Warehouse Blding	698,586		698,586
536	Lewis & Clark	Gilman Hall & Music Bldg.	1,685,700	881,300	2,567,000
530	Logan	Allied Health Lab-Science Bld	5,611,000	6,000,000	11,611,000
		Classroom Planning	136,500	409,400	545,900
		Classroom Additions	4,105,200	12,315,900	16,421,100
528	McHenry	Technology Bldg. Phase V	7,150,000		7,150,000
524	Moraine Valley	Classroom Facility/Planning	166,667	500,000	666,667
535	Oakton	Library/ISS/ALL Renovations	2,750,540		2,750,540
		Baseball Facility	600,000		600,000
		Career/Student Svcs Remodeling	125,000		125,000
515	Prairie State	Renovate Building K	381,872	381,872	381,872
		Health Education Center	5,216,534		5,216,534
		Adult Train/Outreach Ctr-Plan	114,000		114,000
521	Rend Lake	Aquatics/Rehab Center	600,000	1,800,000	2,400,000
518	Sandburg	RLC Children's Center	400,000		400,000
		Center for Manufacturing Exc.	2,020,000		2,020,000
		Carthage Technology Center	658,000		658,000
		Carthage Land Purchase	42,000		42,000
531	Shawnee	Building Add. & Roof Repairs	1,550,792	7,713,208	9,264,000
504	Triton	Construction Defects-LRC		3,800,000	3,800,000
		LRC Addition	400,000	1,200,000	1,600,000
516	Waubonsee	Site Acquisition	800,000		800,000
			\$70,479,701	\$63,971,308	\$134,451,009

Source: ICCB Records



Illinois Community College Board

Table V-14

CAPITAL PROJECTS UNDER CONSTRUCTION
FUNDING AUTHORIZED BY PROTECTION, HEALTH, & SAFETY LEGISLATION

<u>District</u>	<u>ICCB Project #</u>	<u>Project Name</u>	<u>Approved Budget</u>
Belleville	522	T 0654-0794 Fire Protection Renovation	\$85,400
		T 0655-0794 Mechanical Renovations	100,800
		T 0656-0794 Electrical Renovations	286,440
		T 0718-0695 Plumbing Renovations-Belleville	134,400
		T 0793-0496 Plumbing Renovations-Granite City	100,800
		T 0796-0496 Elec Renovations-Belleville	224,000
		T 0797-0496 Mech.Renovations-Belleville	369,600
		T 0798-0496 Energy Conservation-Belleville	89,600
		T 0933-0897 Granite City-Light Replacemnts	128,000
		T 0934-0897 Asbestos Abatement-Granite City	184,250
		T 0935-0897 Mechanicals-Granite City	253,000
		T 0936-0897 Energy Conservation-PSOP	31,500
		T 0937-0897 Classroom Fire Protection-Granite City	138,000
		T 0938-0897 Mechanical Renovations-Belleville	28,750
		T 0939-0897 Pipe Arch Culvert Replacement	66,000
		T 0940-0897 Structural Integrity-BAC/RB	215,500
		Black Hawk	503
T 0873-1296 Life Safety Upgrades	203,600		
T 0874-1296 Life Safety Upgrades	256,900		
T 0875-1296 Efficient Lighting Upgrade	314,400		
T 0876-1296 ADA Accessibility Projects	134,800		
T 0989-1197 Life Safety Projects	302,887		
T 0990-1197 Life Safety Projects	516,910		
T 0991-1197 District Energy Conservation	190,801		
T 1044-0398 Elevator Cylinder Replacement	29,000		
Danville	507		
		B 0399-0591 Orn. Horticulture Code Correct	200,600
		B 0400-0591 Physical Plant Code Correct.	480,300
		B 0401-0591 Conf. Center Code Corrections	273,700
		T 0929-0797 Pump House Roof Replacement	48,000
		T 0930-0797 Roof Replacement-Bremer	61,450
		T 0931-0797 Tuckpointing/Masonry-Cannon	155,490
		T 0932-0797 Bremer Conf Ctr Electrical System	120,650
Harper	512	T 0802-0896 Restroom Modif.-Bldg. A	459,044
		T 0803-0896 Electrical Switch Installation	210,000
		T 0805-0896 Gas Main Replacement	96,672
		T 0806-0896 Chair Lift Replacement-Bld D	85,893
		T 0807-0896 Masonry Repairs-Bldg. M	136,037
		T 0808-0896 Auto Door Openers	80,605
		B 0822-0996 HVAC Repairs	1,062,099
		B 0823-0996 Electrical Distibution Upgrade	276,394
		B 0824-0996 Lighting Upgrade-NE Center	130,434
		B 0825-0996 Electric/Safety Hazard Repairs	31,073
		T 0914-0397 ADA Restroom Renovat. N.E. Ctr	133,623
		T 0915-0397 Asbestos Abatement N.E. Ctr.	53,213
		T 0941-0897 Acoustic Baffles Replacement - Bld.M	216,033
T 0942-0897 Building E Improvements	499,777		
T 0943-0897 Auto Door Opener Replacements	45,070		

Illinois Community College Board

Table V-14

CAPITAL PROJECTS UNDER CONSTRUCTION
FUNDING AUTHORIZED BY PROTECTION, HEALTH, & SAFETY LEGISLATION

<u>District</u>	<u>ICCB Project #</u>	<u>Project Name</u>	<u>Approved Budget</u>
Harper (Cont.)	T	0944-0897 Cooling Tower Enclosures	235,347
	T	0945-0897 Campus Sidewalk Replacement	86,652
	T	0946-0897 Replace Light Fixtures-Bld. M	90,710
Heartland	540	T 1022-1297 ADA Compliance	\$27,500
		T 1023-1297 Energy Conservation Project	63,000
		T 1024-1297 PHS Projects	60,500
Highland	519	T 0960-1097 Drainage Control-Sidewalk Replacement	102,971
		T 0961-1097 Roof Replacement Building S	286,770
		T 0962-1097 Retention Pond Repairs	100,430
Illinois Central	514	T 0963-1097 Building F Ventilation	34,727
		T 0619-1293 EMS Upgrade	580,000
		T 0681-0994 ADA Signage Upgrade	167,700
		T 0685-1194 Roof Replacement/Academic Bldg	214,000
		T 0888-1296 Voltage Cable Replacement	151,400
		T 0890-1296 Fire Alarm & Security Upgrades	729,600
		T 0964-1197 Drainage-Roadway Rehab Phase II	240,000
		T 0965-1197 Replace Voltage Cable-Phase II	133,000
		T 0966-1197 Accessibility Projects	121,000
		T 0967-1197 Elevator Cylinder Repairs	106,000
		T 0968-1197 Roof Rehabilitation	100,000
		T 0969-1197 Lighting Upgrades Lots A & C	70,000
		T 0970-1197 Window Frame/Panel Repairs	65,000
		T 1031-1297 Masonry Wall Repair Phase II	165,000
	Illinois Eastern	529	T 1032-1297 Carpet Replacement
		B 0922-0697 Miscellaneous ADA Improvements	505,000
		B 0924-0697 Exit Door Modif.-Olney Central	126,000
		B 0926-0697 Furnace Replacement-Frontier	84,700
		B 0927-0697 Lighting & Fire Alarm Upgrades	69,600
		B 0975-1197 Rooftop Units-Williams Hall	363,000
		B 0976-1197 Rooftop Units-Gym	779,300
		B 0977-1197 HVAC/Dehumidification Upgrade	284,300
		B 0978-1197 HVAC Replacement	137,900
		B 0979-1197 Environmental Barriers	366,300
		B 0980-1197 Exit Modifications	61,700
		B 0981-1197 Curtain Replacement	55,700
		B 0982-1197 Stage Floor Replacement	48,400
		B 0983-1197 Flooring Replacement	105,000
Illinois Valley		513	B 0984-1197 Roof Replacements
		B 0985-1197 Fire Alarm/Emerg. Lighting Replacement	382,000
		B 0986-1197 Electrical Renovations	284,300
		T 0659-0794 Asbestos/Maintenance Bldg.	32,040
		T 0661-0794 Asbestos Removal-Bookstore	200,400
		T 1005-1297 Boiler Flue Stacks Replacement	38,958
		T 1006-1297 Air/Moisture Infiltration	180,000
Joliet	525	T 1007-1297 Roofing Replacement	659,770
		T 1029-1297 Electrical Infrastructure Repairs	78,000
		T 0675-1094 Exterior Moisture Repairs	521,000
		T 0704-0195 Emergency Warning System Upgrade	27,000

Illinois Community College Board
Table V-14
CAPITAL PROJECTS UNDER CONSTRUCTION
FUNDING AUTHORIZED BY PROTECTION, HEALTH, & SAFETY LEGISLATION

<u>District</u>	<u>ICCB Project #</u>	<u>Project Name</u>	<u>Approved Budget</u>			
Joliet (Cont.)	T	0854-1196	Parking Lot Lighting Upgrade	95,900		
	T	0947-0997	Cooling Tower Replacements	372,219		
	B	0996-1297	Restroom Accessibility Project	45,720		
	B	0997-1297	Repair Sanitary Sewer System	328,500		
	B	0998-1297	HVAC Upgrades	693,895		
	B	0999-1297	Exterior Glazing Repair	\$296,030		
	B	1000-1297	Roof Replacement CC Hi-Rise	110,640		
	B	1001-1297	Renovate Water Heating System	408,968		
	B	1002-1297	Electrical System Renovations	238,454		
	B	1003-1297	Upgrade Electrical Distribution System	96,630		
	B	1028-1297	City Center Wall Waterproofing	216,990		
Kaskaskia	501	T	0703-1294	Renovation Harry Crisp Ctr.	620,000	
		T	0882-1296	HVAC Alterations Library	85,000	
		T	1036-1297	ADA Restroom Remodeling	110,700	
		T	1037-1297	Safety Lighting/East Parking	91,500	
Kishwaukee	523	T	1038-1297	ADA Fire Alarm Upgrade	246,000	
		T	0953-1097	Structural Integrity & ADA	245,490	
Lake County	532	T	0224-1188	Fire Protection System	65,000	
		T	0725-0695	ADA Renovations	273,500	
		T	0727-0695	Energy Efficient Lighting	25,500	
		T	0903-1296	Chiller Conversion	103,200	
		T	0904-1296	Hazardous Waste Drainage System	41,400	
		T	0905-1296	ADA Toilet Room Accessibility	238,080	
		T	0971-1197	Roadway Drainage Improvements	445,480	
		T	0972-1197	ADA Restroom Renovations	61,176	
		T	0973-1197	LRC Atrium Roof Replacement	33,540	
		T	0974-1197	Waterproof Underground Vault	127,440	
	Lake Land	517	T	0783-1295	Campus ADA Signage	84,000
			T	0895-1296	Absorption Chiller Replacement	288,000
			T	1013-1297	Accessible Restroom Renovation	330,000
			T	1014-1297	Tile Replacement/Drainage Control	300,000
		T	1015-1297	Classroom Ventilation Modifications	30,000	
		T	1016-1297	Encapsulate Asbestos/Library	60,000	
		T	1042-1297	Campus Security Access	84,000	
		B	0591-1093	Main Complex Renov. Phase II	1,000,000	
Lewis & Clark	536	B	1039-1297	ADA Project Work	500,000	
	Lincoln Land	526	B	1040-1297	Condensate Pan Replacements	150,000
			B	1041-1297	Chiller Replacements	850,000
Logan	530	T	0959-1097	Chiller Replacements-Boiler Room	285,000	
Metropolitan	541	B	1035-1297	HVAC Replacements	475,000	
Moraine Valley	524	T	0232-1188	Emergency Power Work	220,000	
		T	0646-0794	Install Security Camera System	357,000	
		T	0852-1196	Absorption Chiller Replacement	650,000	
		T	1043-0398	Campus Site Lighting	1,383,790	
Morton	527	T	0497-0892	Roofing/Waterproofing Repairs	1,155,824	
Oakton	535	T	0567-0393	ADA Compliance	306,050	
Parkland	505	T	0916-0397	Condenser Replacement Phase IV	1,100,000	
		T	0987-1197	Classroom Lighting Retrofit II	100,000	

Illinois Community College Board

Table V-14

CAPITAL PROJECTS UNDER CONSTRUCTION
FUNDING AUTHORIZED BY PROTECTION, HEALTH, & SAFETY LEGISLATION

<u>District</u>	<u>ICCB Project #</u>	<u>Project Name</u>	<u>Approved Budget</u>
Parkland (Cont.)		T 0988-1197 Condenser Replacement Phase V	1,200,000
Prairie State	515	T 1010-1297 ADA Facilities Compliance	2,412,810
Rend Lake	521	T 0773-1195 ADA Renovations	90,660
		B 0839-0996 Chilled Water Loop System	487,600
		B 0840-0996 North Chiller Replacement	227,500
		B 0841-0996 Emergency Generator Replace.	164,800
		T 0842-0996 Sidewalk and Masonry Improvements	86,600
		T 0844-0996 Interior Lighting Upgrade	\$70,500
		T 1004-1297 Hazardous Sidewalk Replacement	33,880
		T 1008-1297 Stage Curtain Replacement	34,485
		T 1009-1297 Energy Conservation Measures	242,000
Richland	537	T 1011-1297 Fire Alarm System Upgrade	196,200
		T 1012-1297 ADA Compliance	30,324
Rock Valley	511	T 0744-0795 Bleacher Repairs/Replacement	224,200
		T 0816-0996 Repair ERC Entrance Stairs	47,200
		T 0817-0996 Exterior Door Replacements	84,960
		T 0818-0996 Perimeter Security Fencing	112,100
		T 0820-0996 ADA Transition Plan Compliance	179,360
		T 0948-1097 Energy Conservation Projects	295,000
		T 0949-1097 Hangar Door Replacement	106,200
		T 0950-1097 Science Lab Code Alterations	743,400
		T 0951-1097 Exterior Lighting Renovations	47,200
		T 0952-1097 Underground Piping Replacement	1,098,400
		T 1045-0498 Interior Guardrail Renovations	118,000
		T 1046-0498 Asbestos Abatement-CR Building 1	306,800
Sandburg	518	T 0828-0996 Building B Roof Replacements	170,449
		T 0830-0996 Building C Roof Replacements	198,380
Sauk Valley	506	T 0456-1191 Accessibility Improvements	226,926
		B 0488-0692 Underground Storage Tank Removal	244,177
		T 0708-0395 ADA Hardware Replacement	98,300
		T 0913-0297 Mall Area Lighting Upgrade	375,202
		T 0921-0697 Asbestos Abatement	200,000
		T 1017-1297 Retaining Wall Renovations	30,180
		T 1019-1297 Building Perimeter Cracks	226,584
		T 1020-1297 Well House Roof Membrane	36,222
		T 1021-1297 Walkway Lighting Repairs	26,861
		T 1030-1297 Roof Replacement	30,645
Shawnee	531	T 0957-1097 Roof Replacement Buildings H & I	612,800
		T 0958-1097 Soffit Repair Building H	363,200
South Suburban	510	T 0760-1195 Security System Enhancements	48,000
		T 0849-1096 Classroom Lighting Improvement	504,000
		T 0850-1096 Art Lab/Studio Upgrades	252,000
		T 0851-1096 Upgrade/Extend HVAC	445,500
		T 0954-1097 Drainage Improvements-Phase III	174,000
		T 0955-1097 Cooling Tower Repairs	34,800
		T 0956-1097 Roof Replacement/Elevator Monitor	63,000
Southeastern	533	B 0909-0397 ADA Renovations	741,000
		B 0910-0397 Roofing Project Bldgs A,B,C	559,000

Illinois Community College Board

Table V-14

CAPITAL PROJECTS UNDER CONSTRUCTION

FUNDING AUTHORIZED BY PROTECTION, HEALTH, & SAFETY LEGISLATION

<u>District</u>	<u>ICCB Project #</u>	<u>Project Name</u>	<u>Approved Budget</u>
Spoon River	534	T 1033-1297 PHS Improvements	179,750
		T 1034-1297 ADA Work	78,250
Triton	504	T 0615-1293 Boiler #1 Refurbishing	58,500
		T 0764-1295 Drainage Improve.-Lots A & B	128,950
		T 0766-1295 Roof Replacement-Collins Ctr.	604,800
		T 0862-1296 Tuckpointing	102,600
		T 0863-1296 Emergency Lighting Replacement	100,000
		T 0898-1296 Burton Theatre Renovations	130,800
		T 0899-1296 Stadium Repairs	46,200
		T 0992-1197 Roof Replacement-R.Collins Ctr	600,000
		T 0993-1197 911 Emergency Locator	\$25,000
		T 0994-1197 Natatorium Dehumidification	50,000
		T 0995-1197 Campus Handrail Replacement	150,000
		Waubonsee	516
T 1025-1297 AC Chiller Conversion-Phase II	400,000		
T 1026-1297 Power Supply Upgrades	50,000		
T 1027-1297 UST Removal/Replacement	50,000		
Wood	539	T 0608-1193 Mechanical Repair Work	69,150
		T 0609-1193 ADA Alterations	30,850
		T 0692-1194 ADA Signage and Access	25,000
		T 0694-1194 Fire Prevention Measures	29,580
		T 0757-1095 HVAC Upgrades/Air Distribution	75,000
		T 0758-1095 ADA Accessibility Compliance	25,000
		B 0865-1296 Lighting Retrofits	103,200
		B 0866-1296 Electrical Improvements	56,400
		B 0867-1296 Security/Safety Upgrades	42,000
		B 0869-1296 HVAC Replacement	240,000
		B 0870-1296 HVAC Upgrade	120,000
		B 0871-1296 ADA/Code Plumbing Upgrades	40,200
B 0872-1296 Structural Improvements	148,200		
			\$52,830,121

Illinois Community College Board

Table V-15

REPAIR AND RENOVATION PROJECTS APPROVED FOR FISCAL YEAR 1995

<u>District</u>	<u>Grant</u> <u>Allocation</u>	<u>Project</u>	<u>Budget</u>
Belleville	\$ 92,560		\$
Black Hawk	86,920		
Chicago	784,720	Replacement Pool Filtration-Wright	160,000
		Repair Masonry Walls-Wright	1,450,000
Danville	82,010	Roof/Tech Center	82,010
DuPage	224,080	Lighting/Ceiling Renovations	424,922
		Roof Replacements	816,000
Elgin	76,010	Roof Repairs/Paving	127,818
Harper	142,560	Parking Lot Restoration	142,000
Highland	64,800	Resurface Parking Lot A West	129,600
Illinois Central	123,430	Sidewalk Replacement	123,430
Illinois Eastern	98,550	Parking Lot Repairs	171,400
Illinois Valley	60,200	Exhaust Fans/Art Room	19,420
		Sidewalk Replacement Ph II	60,200
Joliet	94,750		
Kankakee	51,120		
Kaskaskia	44,400	Boiler Repairs	88,800
Kishwaukee	45,710		
Lake County	107,820		
Lake Land	46,570	Renovate Board Room	27,224
Lewis & Clark	85,420	Repairs/Hatheway Hall	85,420
Lincoln Land	60,650	Classroom Enhancements-Menard	159,010
		Resurface Parking Lots	90,866
Logan	61,660	Roof Replacement	159,600
McHenry	51,100	Replace Fascia and Boiler	173,850
Moraine Valley	120,420	Skylight Replacement	113,100
Morton	45,310	Hot Water/HVAC Renovation	45,000
		LRC - Circulation Desk Renov.	45,310
Oakton	68,500		
Parkland	92,970	Renovate Vet Tech Facility	97,941
Prairie State	60,440	Admissions/Records Renovations	306,600
Rend Lake	47,140	Automated Systems Lab Renovation	94,280
Richland	39,410	Exterior Canopies Air Infiltration	171,100
Rock Valley	91,000	Renovation/Expansion Parking Lot	380,171
Sandburg	35,150	Road/Dock Resurfacing	35,150
Sauk Valley	78,450		
Shawnee	21,280	Campus Parking/Drive Improvements	23,789
South Suburban	102,820	Acoustical Treatments	102,820
Southeastern	33,730		
State Comm. College	37,590	Music Lab Renovations	45,900
		General College Repairs	24,401
Spoon River	24,730		
Triton	161,690	Roadway Resurfacing	161,690
Waubonsee	80,720	Exterior Lighting	80,720
Wood	18,810	Parking Lot Repair	78,908
	\$3,645,200		\$6,298,450

NOTE: Projects may include prior year's capital renewal grant allocations

SOURCE OF DATA: ICCB Records

Illinois Community College Board

Table V-16

CAPITAL RENEWAL PROJECTS APPROVED FOR FISCAL YEAR 1997

<u>District</u>	<u>Grant Allocation</u>	<u>Project</u>	<u>Budget</u> \$
Belleville	\$163,800		
Black Hawk	114,200		
Chicago	1,319,400		
Danville	139,200	Walks, Curbs & Parking Lot Repairs	194,800
DuPage	425,400		
Elgin	189,600	Chiller Replacement	465,500
Harper	234,200		
Heartland	0		
Highland	92,900		
Illinois Central	207,000		
Illinois Eastern	164,000		
Illinois Valley	98,900		
Joliet	162,800		
Kankakee	84,000	Campus Facilities Renovation	345,400
Kaskaskia	72,900	Career Center Renovations	84,050
Kishwaukee	105,300		
Lake County	175,700		
Lake Land	81,200		
Lewis & Clark	139,100		
Lincoln Land	104,600		
Logan	103,000		
McHenry	83,900		
State Comm. College	61,700		
Moraine Valley	208,500		
Morton	74,400		
Oakton	175,000		
Parkland	154,000	Parking Lot Renvoations	215,600
Prairie State	99,300		
Rend Lake	77,400	Roadway Improvements	104,441
Richland	64,700		
Rock Valley	151,600		
Sandburg	58,900		
Sauk Valley	128,900		
Shawnee	35,000		
South Suburban	168,900		
Southeastern	55,400		
Spoon River	40,600		
Triton	265,600	East Campus Roadway Repairs	88,275
		Clock System Replacement	178,200
Waubonsee	137,900	Gym Floor Refinishing	24,000
		Gym Bleacher Replacement	108,900
Wood	<u>30,900</u>	Partial Roof Replacement	<u>43,200</u>
	\$6,249,800		\$1,852,366

NOTE: Projects may include prior year's capital renewal grant allocations
SOURCE OF DATA: ICCB Records

Illinois Community College Board

Table V-17

CAPITAL RENEWAL PROJECTS APPROVED FOR FISCAL YEAR 1998

<u>District</u>	<u>Grant Allocation</u>	<u>Project</u>	<u>Budget</u>
			\$
Belleville	\$125,000		
Black Hawk	111,800		
Chicago	1,049,600		
Danville	106,200	Curb/Parking Lot Improvements	173,758
DuPage	324,600	Resurfacing Projects	324,600
Elgin	162,300	Deck Restoration/Waterproofing	162,300
Harper	202,600	Partial Roof Replacement D & J	327,800
Heartland			
Highland	70,900		
Illinois Central	158,000	Interior Lighting Improvements	329,700
Illinois Eastern	125,600	Frontier - Various Improvements	57,000
		Olney Central - Classroom Renovations	59,100
		Wabash Valley - Machine Shop Parking	57,400
		District Improvements	181,660
Illinois Valley	75,500	Repave Parking Lot #1	203,400
Joliet	147,700	Concourse Renovation	227,900
Kankakee	64,100	Campus Facilities Renovation-Phase II	64,000
Kaskaskia	55,600		
Kishwaukee	80,400	Athletic Field Renovation	77,300
Lake County	173,800	Parking Lot #2 Improvements	246,000
Lake Land	62,000		
Lewis & Clark	117,400	Campus Improvements	194,700
Lincoln Land	79,800	Space Updating - Menard	266,686
Logan	79,800		
McHenry	78,700		
Metropolitan	31,000		
Moraine Valley	159,100		
Morton	57,300		
Oakton	151,200	Roofing & Parking Lot Renewal	280,000
Parkland	117,500		
Prairie State	84,300		
Rend Lake	59,100		
Richland	49,400		
Rock Valley	116,100	Parking Lot #3 Renovations	328,300
Sandburg	44,900		
Sauk Valley	98,300	Road Resurfacing	140,909
Shawnee	26,700		
South Suburban	128,900	Flooring & Restroom Renovation	236,400
		Porch Improvements/Flooring	128,900
Southeastern	43,900		
Spoon River	47,100	Structural Repairs-Elevated Walkways	44,290
Triton	204,400		
Waubonsee	105,200		
Wood	<u>32,100</u>	Restroom Remodeling	<u>32,100</u>
	\$5,007,900		\$4,144,203

NOTE: Projects may include prior year's capital renewal grant allocations
SOURCE OF DATA: ICCB Records



U.S. DEPARTMENT OF EDUCATION
Office of Educational Research and Improvement (OERI)
Educational Resources Information Center (ERIC)



NOTICE

REPRODUCTION BASIS



This document is covered by a signed "Reproduction Release (Blanket)" form (on file within the ERIC system), encompassing all or classes of documents from its source organization and, therefore, does not require a "Specific Document" Release form.



This document is Federally-funded, or carries its own permission to reproduce, or is otherwise in the public domain and, therefore, may be reproduced by ERIC without a signed Reproduction Release form (either "Specific Document" or "Blanket").