

DOCUMENT RESUME

ED 419 679

SE 061 389

AUTHOR Howse, Melissa A.
TITLE Student Ecosystems Problem Solving Using Computer Simulation.
PUB DATE 1998-00-00
NOTE 13p.; Paper presented at the Annual Meeting of the National Association for Research in Science Teaching (71st, San Diego, CA, April 19-22, 1998).
PUB TYPE Reports - Research (143) -- Speeches/Meeting Papers (150)
EDRS PRICE MF01/PC01 Plus Postage.
DESCRIPTORS Biology; *Computer Simulation; *Computer Uses in Education; *Ecology; *Environmental Education; *Heuristics; Higher Education; Learning Strategies; Models; *Problem Solving; Science Education; Systems Approach
IDENTIFIERS Problem Posing

ABSTRACT

The purpose of this study was to determine the procedural knowledge brought to, and created within, a pond ecology simulation by students. Environmental Decision Making (EDM) is an ecosystems modeling tool that allows users to pose their own problems and seek satisfying solutions. Of specific interest was the performance of biology majors who had taken one ecology course at the university 300 level as they manipulated the amounts of living components until they understood the objects and processes involved. Results should allow the construction of a model for novice problem solvers, a first step in understanding how teaching and learning using ecosystems problems can best proceed. Fifteen students were given a pond scenario and asked to think aloud as they posed and solved problems using EDM. Sixteen meaningful problems available in the simulation were identified. An idealized pattern of searching through the problems was used as a template for analysis. This pattern involved building one entity into the simulation at a time and running three or more iterations of a given system, changing only one entity at a time. None of the participants explored all of the problems, but all explored some of the problems. Participants varied greatly with regard to awareness of their use of heuristics which was largely connected to their lack of systematic search. (Author/PVD)

* Reproductions supplied by EDRS are the best that can be made *
* from the original document. *

PERMISSION TO REPRODUCE AND
DISSEMINATE THIS MATERIAL HAS
BEEN GRANTED BY

M. HOWSE

TO THE EDUCATIONAL RESOURCES
INFORMATION CENTER (ERIC)

U.S. DEPARTMENT OF EDUCATION
Office of Educational Research and Improvement
EDUCATIONAL RESOURCES INFORMATION
CENTER (ERIC)

- ☐ This document has been reproduced as received from the person or organization originating it.
- ☐ Minor changes have been made to improve reproduction quality.
- Points of view or opinions stated in this document do not necessarily represent official OERI position or policy.

Student Ecosystems Problem Solving Using Computer Simulation

by
Melissa A. Howse

Student Ecosystems Problem Solving Using Computer Simulation
Melissa A. Howse, Western Michigan University

Purpose

The purpose of this study was to determine the procedural knowledge brought to, and created within, a pond ecology simulation by students. Environmental Decision Making (EDM) (Odum, Odum, & Peterson, 1991) is an ecosystems modeling tool, which allows the user to pose their own problems and seek satisfying solutions. The ecosystems ecologist H. T. Odum designed electrical diagrams, which have evolved into a specific form used in his program EDM, which allow a user to indicate the behavior of components of a system. A user can (or the default function on a computer can), for example, designate components as storage bins, producers of material, consumers of material and energy, etc. When a simulation is run, the system, as a whole exhibits dynamic behaviors. Ecosystems ecology simulations for the classroom include several similar to EDM, but there are also more complex ones used by practicing ecologists and theorists.

Ecology is an important field for students today for three primary reasons. First, students will need to understand environmental issues. Second, understanding ecology is important to understanding biology at large. Thirdly, ecology involves systems thinking (von Bertalanffy, 1968; Mandinach, 1986) which is useful for decision making in science as well nonscience disciplines.

The specific problem of interest is: "What are the similarities and differences in performance between students who have taken one ecology course at the university 300 level?". This allows the construction of a model for novice problem solvers, a first step in understanding how teaching and learning using ecosystems problems can best proceed. Of primary interest is the procedural knowledge used by students in posing and solving these problems. Four components of systems thinking have been summarized from relevant literature (e.g., Kim, 1994). They are: emergent properties, causality, inside/outside constraints, and self-stabilization. Therefore, the research questions to be answered are:

1. What subset of meaningful problems, as conceived by a rational analysis of EDM (Environmental Decision Making, an ecosystems simulation), do they pose?
2. What procedural knowledge associated with the four components of systems thinking (i.e. how to explore an existing system of related interacting parts, and how to build such a system) do students bring to the simulation that allows them to pose and solve ecosystems problems?
3. What insight does the performance of students give us into their conceptions of the nature of science, specifically the role and limitations of simulation models like EDM which will be used in this study?

Practical significance

This study is significant on a practical level, because it can lead to improvements in ecology/biology instruction. First, by understanding problems in ecology in a simulated realistic task, students can learn much of the ecology which is worth knowing, essentially, concepts surrounding the nature of matter

and energy cycling in complex ecosystems. This study addresses this concern by giving students a pond scenario, and asking them to manipulate the amounts of living components until they understand the objects and processes involved. Second, students can also understand the limitations and uses of ecosystems models which use the logistic equation and derivations of the logistic, to simulate the growth of populations. This study addresses this concern by examining heuristics utilized by students solving ecology problems. Students can, by becoming aware of how ecology problems are posed and solved, come to understand how many ecologists see the world with respect to problems. They can also reflect on the nature of science, specifically the limited nature of models.

Ecology is an important field for students today, because they will need to understand and act upon environmental issues. Students must understand the science, in order to make informed decisions on issues; the subjects of this study, preservice teachers and future biologists, must understand how to prepare their own students to make those same decisions. The problem task for this study involves a strictly ecological scenario. By differentiating between environmentalism and the science of ecology, one can understand the basic ecological principles used in making environmental decisions.

Basic systems thinking, instantiated by the program I used for this study, is necessary and useful in science as well nonscience disciplines, such as economics, sociology, and political science. EDM, in combination with its math engine, Extend, is a very good vehicle for all of the abovementioned goals.

Theoretical underpinnings

This study extends the realms of problem solving and systems theory, because EDM (Figure 1) is an ecosystems modelling tool, which allows the user to pose his/her own problems. In biology, the problem solving research tradition enjoys a vast, rich literature. Genetics problem solving has explored declarative knowledge (such as terms and definitions) and procedural knowledge (in the form of heuristics), used by problem solvers at various abilities from novice to expert (for example, Hafner & Stewart, 1995). Problem solving in evolution is a tradition just beginning (Brewer, 1996). Arguably, genetics, ecology, and evolution are three of the most important subjects of biology. Although researchers have studied students' genetics and evolution problem solving, nothing has been done to investigate ecology problem solving, until now.

Systems theory, and ecosystems ecology share similar roots, in their concern about holistic systems, such as: ecosystems, the body, complex machines, etc. H. T. Odum's work which has led to EDM, corresponds with a philosophical/theoretical realm of "systems theory" (for example, Lazslo, 1972), in which systems exhibit typical dynamic behaviors. If students can get introduced to systems, they will better understand what ecosystems ecologists understand about systems, as practicing scientists.

Design and procedures

A rational analysis was conducted in which all possible problems that can be simulated with EDM were examined. The problems were selected because they are exhaustive of the conceptual knowledge available in EDM

(Table 1). From the set of possible problems, realistic ones were selected, and from the set of more realistic problems, meaningful ones were selected. Next, the biological emergent properties embedded within the problems were listed, and the other three components of systems thinking (causality, inside/outside constraints, and self-stabilization) were listed that arise from the problems. From those four components of systems thinking, the meaningful, realistic combinations were selected chosen for this study. Thus, the problems chosen have the best likelihood to elicit systems thinking heuristics.

Fifteen college biology students who have had one university level ecology course were asked to think aloud as they posed and solved problems using EDM, a simulation program that was used to present a strictly ecological pond scenario. EDM was used to simulate a pond ecosystem, consisting of sunlight, plankton "pond life", sunfish, and bass. Participants were either assigned the task of constructing the system from it's components or deconstructing the existing full system. EDM was also used to simulate open systems, such that students could pose their own problems within subsets of the pond problem space. That is, they were given each subsystem in order one at a time, such as sunlight and pond life; sunlight, pond life, and sunfish, etc.

Findings

The researcher identified 16 meaningful problems available in the simulation. An idealized pattern of search through the problems was used as a template for analysis. This pattern involved building one entity into the simulation at a time and running three or more iterations of a given system changing only one entity at a time. Three iterations were considered ideal because it is the minimum required to confirm a hypothesis. None of the participants explored all of the problems, but all explored some of the problems. None used the idealized pattern, but all explored subsets of the pattern. On average, 35% of participants posed the average problem during the construct/deconstruct tasks, while 17% of participants posed the average problem during the constrained task. Most students did not explore the simulation in a systematic manner.

The heuristics found in the transcripts included systems-specific and non-systems-specific examples. The systems-specific heuristics were associated with the four components of systems thinking. There were 12 heuristics identified which participants used (Table 2). Participants varied greatly with respect to awareness of their use of heuristics. This was largely connected to their lack of systematic search. Additional heuristics exist which were possible but which students didn't use or which couldn't be detected.

These results are in keeping with other studies of novice performance. Fragments existed of expert use of procedural knowledge and problem posing. As these students have only been exposed to one ecology course, it will be interesting in the future to compare them with students exposed to graduate-level ecology and true experts in the field of ecology.

Ecology instructors should be aware of helpful heuristics which should be used in ecosystems simulation. The possible problem space is so large and complex that students apparently need scaffolding in order to see important problems to pose in order to make declarative knowledge available.

Bibliography

Brewer, S. D. (1996). An account of expert phylogenetic tree construction from the problem-solving research tradition in science education. Unpublished doctoral dissertation. Western Michigan University.

Chi, M.T.H., Glaser, R. & Farr, M. J. (Eds.). (1988). The nature of expertise. Hillsdale, NJ: Lawrence Erlbaum Associates.

Collins, A. (1986). Strategic knowledge required for desired performance in solving transmission genetics problems. Doctor of Philosophy, University of Wisconsin-Madison.

Hafner, R. & Stewart, J. (1995). Revising explanatory models to accommodate anomalous genetic phenomena: Problem solving in the "context of discovery". *Science Education*, 79(2): 111-146.

Laszlo, (1972). *An Introduction to Systems Philosophy*. New York: Gordon and Breach.

McIntosh, R. P. (1985). The background of ecology. Cambridge: Harvard University Press.

Nickles, T. (1985). What is a problem that we may solve it? *Synthese*, 47: 85-118.

Odum, E. C., Odum, H. T., & Peterson, N. (1991). *Environmental Decision Making. Computer Software*. College Park, MD: Academic Software Development Group.

Reif, F. (1983). Understanding and teaching problem solving in physics. Lecture, International Summer Workshop: Research on Physics Education. June 26-July 13, 1983. La Londe les Maures, France.

Stewart, J. (1988). Potential learning outcomes from solving genetics problems: A typology of problems. *Science Education*, 72(2): 237-254.

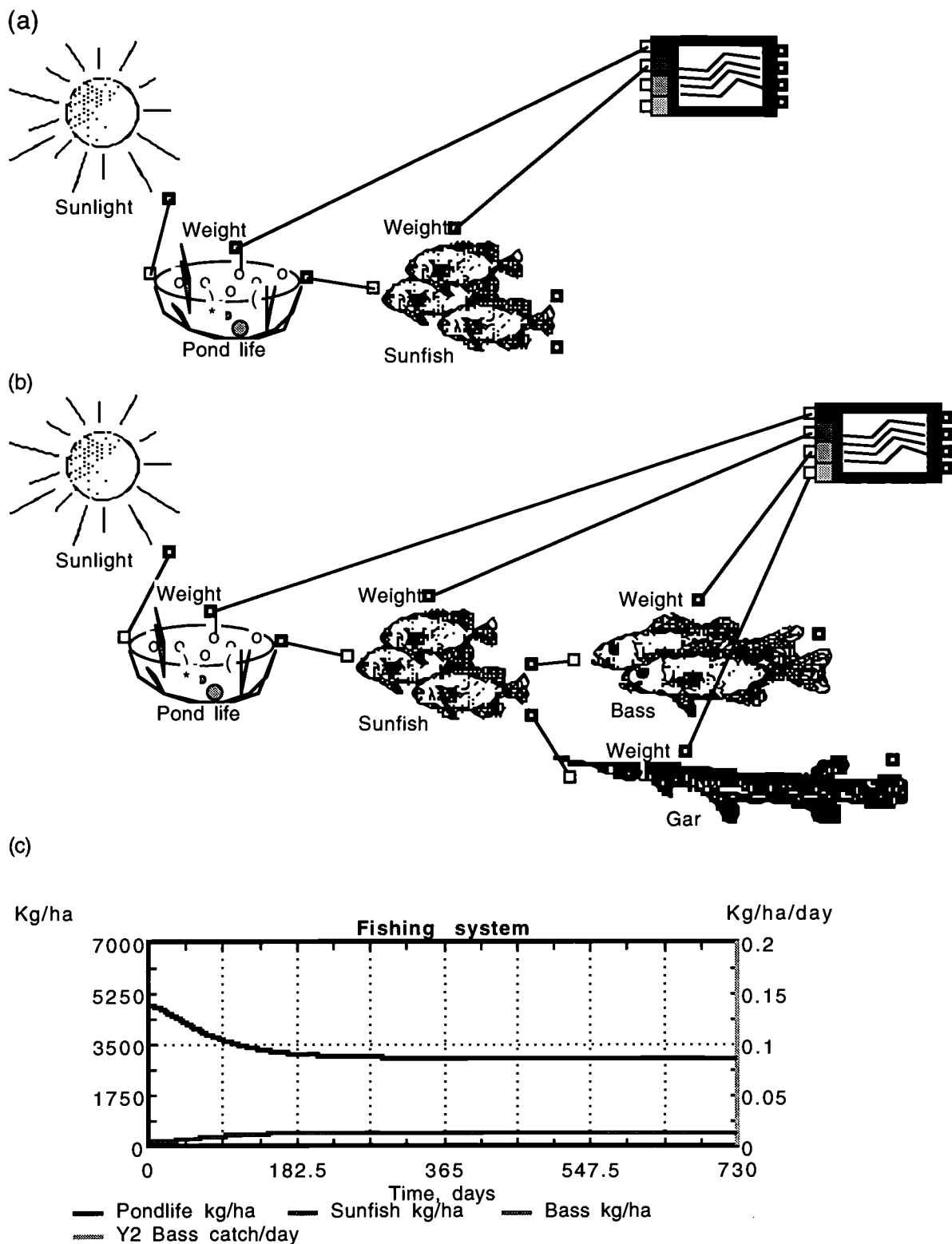


Figure 1. Sunfish (a) and Gar (b) EDM Worksheets and Sunfish (c) Graph Display, Showing Pond Dynamics. In this simulation, the starting value of sunlight has been set to 3200 kcal/m²/day 4790 Kg/ha pond life,

and 107 Kg/ha sunfish. After 42 days, a stable carrying capacity of 3000 Kg/ha of pond life and 469 Kg/ha sunfish has been reached. The cycles of pond life and sunfish are paired as predator and prey. The decrease in biomass with increase in trophic level is apparent in the relative values at this plural carrying capacity. This simulation illustrates the closed system involving only pond life, sunfish, and the outside influence of sun. The density of sunfish is indirectly caused by the sunlight level.

Table 1

Principles of Conceptual Ecology Knowledge Embedded in EDM

Pond life:

- 1) The time to reach carrying capacity is a function of starting biomass and energy input.
- 2) The biomass of a trophic level entity and the direction of change is a function of the difference in relative birth and death rates (r-reproductive rate).
- 3) Intraspecific competition is a density dependent phenomenon which slows the rate of population growth/decrease (by affecting birth and death) as a population reaches its carrying capacity.
- 4) r is an intrinsic property of an entity which is modified by density-dependent factors.
- 5) Intraspecific competition is a function of death rate times the entity's biomass.

Sunfish:

- 6) r is a function of birth rate times the population size of the entity, times the population size of any predator.
- 7) Respiration accounts for the loss of energy as it flows through trophic levels [Loss of energy results in an inverse relationship between biomass and trophic level.].
- 8) Population growth responses at higher trophic levels display a time lag due to bioaccumulation of prey by predator.
- 9) Predation lowers prey carrying capacity to a set level which can be independent of starting predator biomass.
- 10) Each trophic level entity has a carrying capacity which is ultimately due to available energy and nutrients available from 'below' and, if present, modified by predation from 'above'.
- 11) The degree of oscillation of the growth rate of prey is a function of starting biomass of predator; the further from carrying capacity the biomass of the predator, the greater the oscillation; this is due to the effects of instability and growth effects of temporary escape of predation.
- 12) Relatively low predator values result in the prey overshooting its carrying capacity.

13) Predation, a density dependent phenomenon, from one trophic level increases death at the next lower level as a function of its biomass; prey increases births of predator as a function of its biomass.

14) Rate of predation depends on the quantity of prey and quantity of predator.

15) At the intermediate population level, growth is a function of components, individually as well as collectively

Bass:

16) Growth rate changes from predation from above down through the levels are dampened due to the inverse relation between biomass and trophic level.

17) Effect of the rate of change of growth of lowest prey entity on predator is dampened in severity up trophic levels.

Gar:

18) Competitors can behave jointly as a single predator, but day to day values and results of birth and death rates are different.

19) At any given time, effects of two competing predators is directly proportional to their cumulative biomass.

20) Interspecific competition is density dependent.

21) Competition coefficients for the two competing predators are the same and so interpreting what is happening with one is just a function of the biomass of the other.

22) Interspecific competitors appear to respond to one another through the level of their shared prey.

Table 2

Participants' General and Systems-specific Heuristics

Systems-specific heuristics	specific instances
emergent:	
1) Use values that reflect trophic pyramid relationships of decreasing biomass with decreasing levels because they show the stable system.	Decrease biomasses by one decimal place each time. Use realistic proportions in sunfish system. Use realistic proportions in gar system.
2) Inverse the trophic pyramid because you will see the effect [test thresholds].	Change pond, sunfish, bass.
causality:	
3) Keep extra entities out of explanations because it isolates causality to predation from above or competition from either below or at the level of interest:	a) Start problem solving with a smaller loop or process because it reduces possible effects of competition and predation.
	b) Explain effects using processes, such as nutrient cycling, which change rates of predation and competition.
	c) Add one entity at a time because it isolates causes such as predation and growth. Add an entity in each new problem from sunfish to gar. Start with sunfish.
	d) Compare intact simulations/change only one system entity at a time because it exposes consistent causes such as predation and competition.
	e) Remove a system entity because it isolates cause to predation and competition.
	f) Compare competitive system entities by alternating their presence because it exposes whether their effects are equal. Compare competitive effects of bass and gar.

4) Use known values as fixed points in systems because they will isolate cause such as predation and competition:	Start with carrying capacity. Fix pond. Fix sunfish. Fix bass and gar.
---	--

inside/outside constraints:

5) Use constant starting values between sub- and full systems because you can compare the effects of competition and predation with and without additional forces. [This heuristic is also associated with emergent properties, because each additional entity brings new emergent properties.]	Compare pond, sunfish, and bass systems. Compare pond, sunfish, bass, and gar systems. Compare sunfish, bass, and gar systems. Compare sunfish and bass systems. Compare sunfish and gar systems.
--	---

stability:

6) Use zero starting value because it tests the system for crashing ability.	Make pond zero. Make sunfish zero. Make bass zero. Make bass and gar zero.
--	--

Non-systems-specific heuristics specific instances

7) Try proportional changes in starting values between runs because curves will expose patterns such as linearity in predation and competition.	Change pond. Change pond, sunfish, bass, and gar. Change sunfish. Change sunfish and bass. Change sunfish and gar. Change bass.
8) Try extremes beyond ecosystem thresholds because they will test effects of births and deaths due to predation and competition.	Extreme values were tried when the entities were given values one order of ten or more away from meaningful values. Try extreme sun. Try extreme pond. Try non-meaningful sun values.
9) Run several (3 or more) simulations holding all entities constant except one because it will allow one to confirm hypotheses.	
10) Explore full ranges (low, med., high) of an ecosystem's meaningful energy input values because it allows one to see the effects of changing locations on death and growth.	

11) Look at very small segments of time because effects may be only visible there.	
12) Use written aids:	a) Write equations to find patterns of predation and reproduction in data.
	b) Write data for future comparisons because you can compare to similar situations.
	c) Make a chart to compare values because it exposes patterns.
	d) Use abbreviations because it will simplify explanations.
	e) Draw diagrams to represent multiple causes because they simplify things.

C=Construct, D=Deconstruct; s=sun, p=pond life, su=sunfish, b=bass, g=gar;
P=Pond life system, SU=Sunfish system, B=Bass system, G=Gar system.



U.S. Department of Education
Office of Educational Research and Improvement (OERI)
National Library of Education (NLE)
Educational Resources Information Center (ERIC)



REPRODUCTION RELEASE

(Specific Document)

I. DOCUMENT IDENTIFICATION:

Title: <i>Student Ecosystems Problem Solving Using Computer Simulation</i>	
Author(s): <i>Melissa A. Howse</i>	
Corporate Source:	Publication Date:

II. REPRODUCTION RELEASE:

In order to disseminate as widely as possible timely and significant materials of interest to the educational community, documents announced in the monthly abstract journal of the ERIC system, *Resources in Education* (RIE), are usually made available to users in microfiche, reproduced paper copy, and electronic media, and sold through the ERIC Document Reproduction Service (EDRS). Credit is given to the source of each document, and, if reproduction release is granted, one of the following notices is affixed to the document.

If permission is granted to reproduce and disseminate the identified document, please CHECK ONE of the following three options and sign at the bottom of the page.

The sample sticker shown below will be affixed to all Level 1 documents

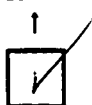
PERMISSION TO REPRODUCE AND DISSEMINATE THIS MATERIAL HAS BEEN GRANTED BY

Sample

TO THE EDUCATIONAL RESOURCES INFORMATION CENTER (ERIC)

1

Level 1



Check here for Level 1 release, permitting reproduction and dissemination in microfiche or other ERIC archival media (e.g., electronic) and paper copy.

The sample sticker shown below will be affixed to all Level 2A documents

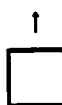
PERMISSION TO REPRODUCE AND DISSEMINATE THIS MATERIAL IN MICROFICHE, AND IN ELECTRONIC MEDIA FOR ERIC COLLECTION SUBSCRIBERS ONLY, HAS BEEN GRANTED BY

Sample

TO THE EDUCATIONAL RESOURCES INFORMATION CENTER (ERIC)

2A

Level 2A



Check here for Level 2A release, permitting reproduction and dissemination in microfiche and in electronic media for ERIC archival collection subscribers only

The sample sticker shown below will be affixed to all Level 2B documents

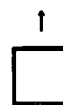
PERMISSION TO REPRODUCE AND DISSEMINATE THIS MATERIAL IN MICROFICHE ONLY HAS BEEN GRANTED BY

Sample

TO THE EDUCATIONAL RESOURCES INFORMATION CENTER (ERIC)

2B

Level 2B



Check here for Level 2B release, permitting reproduction and dissemination in microfiche only

Documents will be processed as indicated provided reproduction quality permits.
If permission to reproduce is granted, but no box is checked, documents will be processed at Level 1.

I hereby grant to the Educational Resources Information Center (ERIC) nonexclusive permission to reproduce and disseminate this document as indicated above. Reproduction from the ERIC microfiche or electronic media by persons other than ERIC employees and its system contractors requires permission from the copyright holder. Exception is made for non-profit reproduction by libraries and other service agencies to satisfy information needs of educators in response to discrete inquiries.

Sign
here, →
lease

Signature: <i>Melissa A. Howse</i>	Printed Name/Position/Title: <i>Melissa A. Howse, Doctoral Associate</i>	
Organization/Address: <i>Western Michigan University</i>	Telephone: <i>616-387-5338</i>	FAX: <i>616-387-5798</i>
Home: <i>604 Elm St., Kalamazoo, MI 49007</i>	E-Mail Address: <i>melissa.howse@wmich.edu</i>	Date: <i>4/17/98</i>



Share Your Ideas With Colleagues Around the World

Submit your conference papers or other documents to the world's largest education-related database, and let ERIC work for you.

The Educational Resources Information Center (ERIC) is an international resource funded by the U.S. Department of Education. The ERIC database contains over 850,000 records of conference papers, journal articles, books, reports, and non-print materials of interest to educators at all levels. Your manuscripts can be among those indexed and described in the database.

Why submit materials to ERIC?

- **Visibility.** Items included in the ERIC database are announced to educators around the world through over 2,000 organizations receiving the abstract journal, *Resources in Education (RIE)*; through access to ERIC on CD-ROM at most academic libraries and many local libraries; and through online searches of the database via the Internet or through commercial vendors.
- **Dissemination.** If a reproduction release is provided to the ERIC system, documents included in the database are reproduced on microfiche and distributed to over 900 information centers worldwide. This allows users to preview materials on microfiche readers before purchasing paper copies or originals.
- **Retrievability.** This is probably the most important service ERIC can provide to authors in education. The bibliographic descriptions developed by the ERIC system are retrievable by electronic searching of the database. Thousands of users worldwide regularly search the ERIC database to find materials specifically suitable to a particular research agenda, topic, grade level, curriculum, or educational setting. Users who find materials by searching the ERIC database have particular needs and will likely consider obtaining and using items described in the output obtained from a structured search of the database.
- **Always "In Print."** ERIC maintains a master microfiche from which copies can be made on an "on-demand" basis. This means that documents archived by the ERIC system are constantly available and never go "out of print." Persons requesting material from the original source can always be referred to ERIC, relieving the original producer of an ongoing distribution burden when the stocks of printed copies are exhausted.

So, how do I submit materials?

- Complete and submit the *Reproduction Release* form printed on the reverse side of this page. You have two options when completing this form: If you wish to allow ERIC to make microfiche and paper copies of print materials, check the box on the left side of the page and provide the signature and contact information requested. If you want ERIC to provide only microfiche or digitized copies of print materials, check the box on the right side of the page and provide the requested signature and contact information. If you are submitting non-print items or wish ERIC to only describe and announce your materials, without providing reproductions of any type, please contact ERIC/CSMEE as indicated below and request the complete reproduction release form.
- Submit the completed release form along with two copies of the conference paper or other document being submitted. There must be a separate release form for each item submitted. Mail all materials to the attention of Niqui Beckrum at the address indicated.

For further information, contact...

Niqui Beckrum
Database Coordinator
ERIC/CSMEE
1929 Kenny Road
Columbus, OH 43210-1080

1-800-276-0462
(614) 292-6717
(614) 292-0263 (Fax)
ericse@osu.edu (e-mail)