

DOCUMENT RESUME

ED 419 473

HE 031 251

TITLE Employment and Postsecondary Persistence and Attainment. Indicator of the Month.

INSTITUTION National Center for Education Statistics (ED), Washington, DC.

REPORT NO NCES 98-008

PUB DATE 1998-05-00

NOTE 4p.; Extracted from "The Condition of Education, 1997"; see ED 404 766.

AVAILABLE FROM National Education Data Resource Center; phone: 703-845-3151; e-mail: nedrc@inet.ed.gov; <http://www.ed.gov/NCES/pubs/ce>

PUB TYPE Numerical/Quantitative Data (110)

EDRS PRICE MF01/PC01 Plus Postage.

DESCRIPTORS \*Academic Persistence; College Students; Colleges; Degrees (Academic); Followup Studies; Full Time Students; Higher Education; Longitudinal Studies; Part Time Students; Postsecondary Education; \*Student Employment; \*Time to Degree; Two Year Colleges; Universities

IDENTIFIERS \*Beginning Postsecondary Students Long Study

ABSTRACT

This brief report presents data on employment and postsecondary persistence and attainment of higher education students, based on data from the 1990 Beginning Postsecondary Students Longitudinal Study, Second Follow-up. Major findings include: (1) five years after initial enrollment, 89 percent of students had worked at some time while enrolled, with 75 percent working part time and 15 percent working full time; (2) students enrolled at four-year institutions were likely to work fewer hours than students who attended public two-year or for-profit institutions; (3) only 31 percent of students who worked full time had attained a degree or were still enrolled five years after initial enrollment, compared to 79 percent of students who worked 1-15 hours per week; (4) students who worked full time were more likely to attend school exclusively part time and part time students were less likely to persist and attain a degree five years after initial entry. Tables and graphs detail data on: percentage of 1989 beginning postsecondary students, by average hours worked per week while enrolled and control and type of first institution; and percentage of 1989-90 beginning postsecondary students who attained a degree or were still enrolled by spring 1994, by control and type of first institution and average hours worked per week. (DB)

\*\*\*\*\*  
 \* Reproductions supplied by EDRS are the best that can be made \*  
 \* from the original document. \*  
 \*\*\*\*\*

**Employment and postsecondary  
persistence and attainment**

May 1998

ED 419 473

HE 031 251

U.S. DEPARTMENT OF EDUCATION  
Office of Educational Research and Improvement  
EDUCATIONAL RESOURCES INFORMATION  
CENTER (ERIC)

- This document has been reproduced as received from the person or organization originating it.
- Minor changes have been made to improve reproduction quality.

- Points of view or opinions stated in this document do not necessarily represent official OERI position or policy.

**Employment and postsecondary persistence and attainment**

May 1998

*Faced with the rising costs of higher education, students are increasingly opting to work in order to help finance their postsecondary education. Although the experience gained from working while enrolled may ease students' transition to full-time employment after completing a degree, students who work full time have less time available to commit to studies.*

- Five years after their initial enrollment in 1989–90, 89 percent of beginning postsecondary students had worked at some time while enrolled. The majority of students (75 percent) worked part time (less than 34 hours per week), but 15 percent worked full time (34 or more hours per week).
- Students who first enrolled in 4-year institutions were more likely than those who started at public 2-year or private, for-profit institutions to work 1–15 hours per week, while students in public 2-year or private, for-profit institutions were more likely than those in 4-year institutions to have worked 34 or more hours per week. Students who first enrolled in private, for-profit institutions were less likely than students who started in other types of institutions to report working while enrolled.
- Regardless of the type of institution first attended, students who worked full time were less likely than students who worked part time (1–33 hours) to have attained a degree or to still be enrolled 5 years after their initial entry into postsecondary education. Overall, 31 percent of students who worked full time while enrolled attained a degree or were still enrolled compared to 79 percent of students who worked 1–15 hours per week and 65 percent of those who worked 15–33 hours per week.
- Students who work full time may need to adjust the intensity of their enrollment. Students who worked full time (34 or more hours per week) were more likely than students who worked part time to attend exclusively part time. At each type of institution, those who attended exclusively part time were less likely to persist and attain 5 years after their initial entry into postsecondary education than their counterparts who attended sometimes or always full time.

**Percentage of 1989–90 beginning postsecondary students, by average hours worked per week while enrolled and control and type of first institution: 1994**

Control and type of first institution	Did not work	Average hours worked per week while enrolled*		
		Less than 15 hours	15–33 hours	34 or more hours
<b>Total</b>	<b>10.9</b>	<b>31.2</b>	<b>43.4</b>	<b>14.5</b>
Public 4-year	5.4	41.1	46.7	6.8
Private, not-for-profit 4-year	5.7	52.8	36.5	4.9
Public 2-year	9.8	22.2	46.2	21.8
Private, for-profit	32.2	15.9	34.6	17.3

**Percentage of 1989–90 beginning postsecondary students who attained a degree or were still enrolled by spring 1994, by control and type of first institution and average hours worked per week while enrolled**

Average hours worked per week while enrolled*	Total	Control and type of first institution			
		Public 4-year	Private, not-for-profit 4-year	Public 2-year	Private, for-profit
<b>Total</b>	<b>63.0</b>	<b>73.2</b>	<b>80.5</b>	<b>51.4</b>	<b>61.4</b>
Did not work	51.8	55.9	72.8	43.1	55.2
Less than 15 hours	78.8	83.7	86.6	68.5	73.4
15–33 hours	65.3	72.0	78.0	56.9	70.4
34 or more hours	30.7	30.7	40.3	26.1	45.3

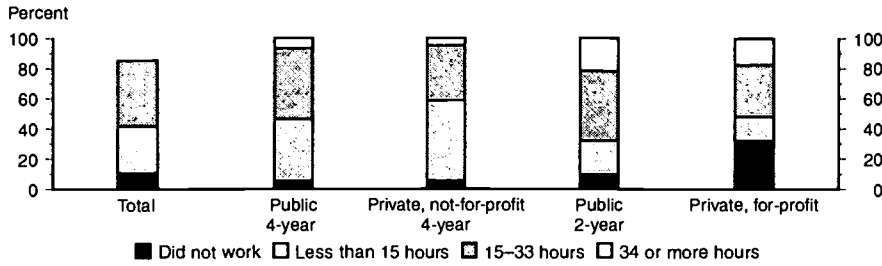
\* "Average hours worked per week while enrolled" was calculated relative to students' enrollment and included only hours for those months students were both working and enrolled up to first attainment (if any) or last enrollment.

NOTE: Does not include students enrolled in either public less-than-2-year or private, not-for-profit less-than-4-year institutions.

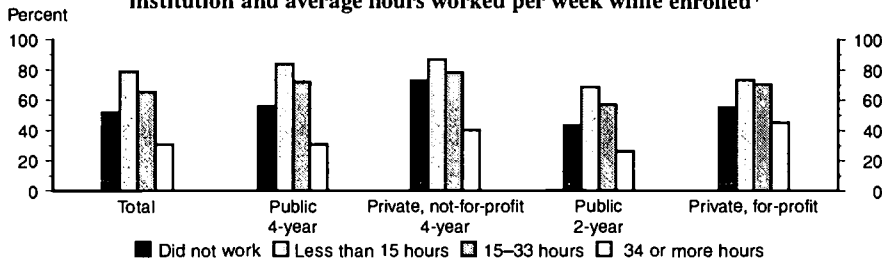
SOURCE: U.S. Department of Education, National Center for Education Statistics, 1990 Beginning Postsecondary Students Longitudinal Study, Second Follow-up (BPS:90/94).

# Employment and postsecondary persistence and attainment

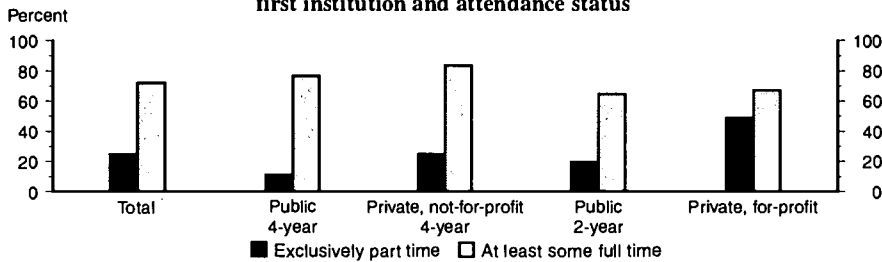
Percentage of 1989-90 beginning postsecondary students, by average hours worked per week while enrolled\* and control and type of first institution: 1994



Percentage of 1989-90 beginning postsecondary students who attained a degree or were still enrolled by spring 1994, by control and type of first institution and average hours worked per week while enrolled\*



Percentage of 1989-90 beginning postsecondary students who attained a degree or were still enrolled by spring 1994, by control and type of first institution and attendance status



\* "Average hours worked per week while enrolled" was calculated relative to students' enrollment and included only hours for those months students were both working and enrolled up to first attainment (if any) or last enrollment.

SOURCE: U.S. Department of Education, National Center for Education Statistics, 1990 Beginning Postsecondary Students Longitudinal Study, Second Follow-up (BPS:90/94).

This indicator is one of 60 from *The Condition of Education 1997*. It is in the public domain and may be reproduced without permission. Suggested citation: U.S. Department of Education, National Center for Education Statistics, *The Condition of Education 1997*, NCES 97-388, by Thomas M. Smith, Beth Aronstamm Young, Yupin Bae, Susan P. Choy, and Nabeel Alsalam. Washington, D.C.: U.S. Government Printing Office. To obtain a copy of the full volume of *The Condition of Education*, contact the National Education Data Resource Center on (703) 845-3151 (E-mail: nedrc@inet.ed.gov). This title is also available on the Internet at <http://www.ed.gov/NCES/pubs/ce>.


United States  
Department of Education  
Washington, DC 20208-5650

Official Business  
Penalty for Private Use, \$300



Postage and Fees Paid  
U.S. Department of  
Education  
Permit No. G-17

FIRST CLASS



**U.S. DEPARTMENT OF EDUCATION**  
*Office of Educational Research and Improvement (OERI)*  
*Educational Resources Information Center (ERIC)*



## NOTICE

### REPRODUCTION BASIS

This document is covered by a signed "Reproduction Release (Blanket)" form (on file within the ERIC system), encompassing all or classes of documents from its source organization and, therefore, does not require a "Specific Document" Release form.

This document is Federally-funded, or carries its own permission to reproduce, or is otherwise in the public domain and, therefore, may be reproduced by ERIC without a signed Reproduction Release form (either "Specific Document" or "Blanket").