

DOCUMENT RESUME

ED 417 479

EA 028 941

TITLE Utah State Superintendent of Public Instruction. Summary of Statistical and Financial Data, 1994-95. Supplement to the Annual Report.

INSTITUTION Utah State Office of Education, Salt Lake City.

PUB DATE 1995-12-00

NOTE 516p.; For 1994-95 annual report, see EA 028 940.

PUB TYPE Numerical/Quantitative Data (110) -- Reports - Descriptive (141)

EDRS PRICE MF02/PC21 Plus Postage.

DESCRIPTORS Annual Reports; *Budgeting; Educational Equity (Finance); *Educational Finance; Elementary Secondary Education; Expenditure Per Student; Expenditures; Instructional Student Costs; *School Accounting; *School Funds; School Taxes

IDENTIFIERS *Utah

ABSTRACT

To gauge how its schools are performing, the state of Utah produces a statistical and financial data report each year; the results of the 1994-95 report are presented. The report is divided into three parts: a statistical section, statewide revenue/receipts, and statewide expenditures/disbursements. The data in the first part feature statistics on student enrollment, number of public schools by district, high school graduates, dropouts, full-time certificated personnel, pupil/teacher ratios, average contract salary and career-ladder monies, special-education programs, applied-technology programs, adult-education programs, extended-year programs, incidents of delinquency, sources of school revenue, and other information. The section on statewide revenues focuses on maintenance and operation, non K-12 programs, debt service, capital projects, building reserve, food services, internal services, trust funds, and student activities, and concludes with a summary of revenues and other financing sources. The last section, which details expenditures, analyzes many of the same categories as examined in the revenues section, but offers information on the status of school bonds and other indebtedness of administrative units, and provides a current expenditures summary. (Includes a glossary.) (RJM)

 * Reproductions supplied by EDRS are the best that can be made *
 * from the original document. *



ANNUAL REPORT

OF THE STATE SUPERINTENDENT OF PUBLIC INSTRUCTION

SUMMARY OF STATISTICAL AND FINANCIAL DATA

U.S. DEPARTMENT OF EDUCATION
Office of Educational Research and Improvement
EDUCATIONAL RESOURCES INFORMATION
CENTER (ERIC)

- This document has been reproduced as received from the person or organization originating it.
- Minor changes have been made to improve reproduction quality.

• Points of view or opinions stated in this document do not necessarily represent official OERI position or policy.

Scott W. Bean
State Superintendent of Public Instruction

Utah State Office of Education
250 East 500 South
Salt Lake City, Utah 84111

PERMISSION TO REPRODUCE AND
DISSEMINATE THIS MATERIAL HAS
BEEN GRANTED BY

R. Raphael

TO THE EDUCATIONAL RESOURCES
INFORMATION CENTER (ERIC)

BEST COPY AVAILABLE

FA 028 941

SUMMARY OF STATISTICAL
AND FINANCIAL DATA
OF THE
UTAH STATE SUPERINTENDENT
OF PUBLIC INSTRUCTION

1994-95

250 East 500 South -- Salt Lake City, Utah 84111
Scott W. Bean, State Superintendent of Public Instruction

**UTAH STATE BOARD OF EDUCATION
UTAH STATE BOARD FOR
APPLIED TECHNOLOGY EDUCATION**

250 East Fifth South
Salt Lake City, Utah 84111

District 1

Neola Brown
495 North 300 East
Beaver, Utah 84713
Phone: 438-5386

District 2

Lynn Haslem
H. C. 65, Box 74A
Altonah, Utah 84002
Phone: 454-3005

District 3

Marilyn Shields
458 Country Club Dr.
Stansbury Park, Utah
84074
Phone: 882-7137

District 4

Keith T. Checketts
1495 East 1140 North
Logan, Utah 84321
Phone: 752-8926

District 5

Thomas F. Davidson
4755 Banbury Lane
Ogden, Utah 84403
Phone: 479-8292

District 6

Milton Kendrick
641 LaVina Drive
Ogden, Utah 84403
Phone: 479-1808

District 7

Katharine B. Garff
551 Indian Springs Road
Bountiful, Utah 84010
Phone: 295-2795

District 8

Daryl C. Barrett
1820 Laird Avenue
Salt Lake City, Utah 84108
Phone: 582-1898

District 9

Kay McDonough
2922 South 9150 West
Magna, Utah 84044
Phone: 250-4719

District 10

Waynette Steel
6536 Clematis Way
West Jordan, Utah
84084
Phone: 965-1954

District 11

C. Grant Hurst
1893 Terrace Drive
Sandy, Utah 84093
Phone: 942-4832

District 12

Boyd F. Jensen
5380 Hillside Drive
Murray, Utah 84107
Phone: 262-0270

District 13

Janet A. Cannon
5256 Holladay Blvd.
Salt Lake City, Utah
84117
Phone: 272-3516

District 14

Marlon O. Snow
1247 East 430 North
Orem, Utah 84057
Phone: 224-6163

District 15

Linnea S. Barney
1965 South Main
Orem, Utah 84058
Phone: 225-4149

Scott W. Bean
Executive Officer

Twila B. Affleck,
Secretary

12/12/95

**Supplement to the Annual Report of the State Superintendent of Public
Instruction 1994-95**

**SUMMARY OF STATISTICAL
AND
FINANCIAL DATA**

Scott W. Bean
State Superintendent of
Public Instruction

Utah State Office of Education
250 East Fifth South
Salt Lake City, Utah 84111

IN ACCORDANCE WITH SECTION 53A-1-301 OF THE UTAH CODE AND AS PART OF THE ANNUAL REPORT OF THE STATE SUPERINTENDENT OF PUBLIC INSTRUCTION, THE STATISTICAL AND FINANCIAL DATA REPORT FOR THE PUBLIC SCHOOL DISTRICTS FOR THE PERIOD OF JULY 1, 1994, TO JUNE 30, 1995, IS PRESENTED HEREIN.

TABLE OF CONTENTS

Section 1 STATISTICAL SECTION	Page No.
Table 1: Summary of Student Enrollment and Membership	1
Chart 1: Components of Change in Fall Enrollment - 1984 to 2000 . . .	1
Number of Public Schools by District	2
Fall Enrollment Summary by Grade	3-5
Fall Enrollment by Race/Ethnicity	6-8
Fall Enrollment for Non-Public Schools -- October 1995	9-11
Fall Enrollment by Race/Ethnicity for Non-Public Schools -- Oct. 1995	12
Average Daily Membership by Grade	13-15
Year-End Enrollment by Grade	16-18
High School Graduates by Race/Ethnicity	19-21
Dropouts by Race/Ethnicity -- Grades 7-12	22-29
Numbers of Dropouts and Annual Dropout Rates -- 1990-91 through 1994-95	30
Full-Time Equivalent Certificated Personnel	31-46
Certificated Personnel LEA Average Contract Salary	47-48
Average Contract Salary and Career Ladder Monies	49
Pupil/Teacher Ratios	50-52
Special Education Resource Programs	53-55
Special Education Self-Contained Programs	56-58
Adult Education Programs	59-61
Regular Applied Technology Education Program Add-On	62
Regular Applied Technology Educ. Program ADM--Grades 9-12	63
Extended Year, Summer, Day Program (Summer 1995)	64
Extended Year Program for Severely Disab. (Summer 1995)	65
Year-Round and Extended Day Schools	66
Fee Waivers Report	67

TABLE OF CONTENTS (Cont'd)

Section 1 STATISTICAL SECTION	Page No.
Chart I: Incidents of Delinquent Activity in the Schools or School-Related Activities - Elementary and Middle Schools	68
Chart II: Incidents of Delinquent Activity in the Schools or School-Related Activities - Secondary and Total	69
Behind-The-Wheel Driver Education Cost Analysis	70
Chart III: Assessed Valuation per Student in ADM by School District .	71
Chart IV: Sources of Public School Revenue	71a
Chart V: Total Adjusted Expenditures	72
Estimated Assessed Valuations and Approved School Tax Rates	73-74
State Supported Minimum School Program WPU's -- Final	75-77
School District Combined Balance Sheets	78-84
Combined Statement of Revenues, Expenditures, and Changes in Fund Balances	85-173
STATEWIDE REVENUE/RECEIPTS	Page No.
F4 Statewide Schedules A B, and C -- Grants-in-aid	174-178
Maintenance and Operation -- Fund No. 10	179-186
Non K-12 Programs -- Fund No. 23	187-188
Debt Service -- Fund No. 31	189-190
Capital Projects -- Fund No. 32	191-194
Building Reserve -- Fund No. 40	195-196
Food Services -- Fund No. 51	197-199
Enterprise -- Fund Nos. 52-59	200-201
Internal Service -- Fund Nos. 60-69	202-203
Trust -- Fund No. 71	204-205
Agency -- Fund No. 76	206-207
Student Activities -- Fund No. 77	208-209
Summary of Revenues and Other Financing Sources	210

TABLE OF CONTENTS (Cont'd)

STATEWIDE EXPENDITURES/DISBURSEMENTS	
Maintenance and Operation -- Fund No. 10	211-233
Non K-12 Programs -- Fund No. 23	234-235
Debt Service -- Fund No. 31	236-237
Capital Projects -- Fund No. 32	238-246
Building Reserve -- Fund No. 40	247-248
Food Services -- Fund No. 51	249-250
Enterprise -- Fund Nos. 52-59	251-252
Internal Service -- Fund Nos. 60-69	253-254
Trust -- Fund No. 71	255-256
Agency -- Fund No. 76	257
Student Activities -- Fund No. 77	258
Summary of Expenditures	259
Status of School Bonds and Other Indebtedness Of Administrative Units	260-261
Current Expenditures Summary	262
Comparison of Current Expenses of Districts by Rank Based on per Capita Cost of the Average Daily Attendance	263-265
Glossary	266-270

STATISTICAL SECTION

**TABLE 1
SUMMARY OF STUDENT ENROLLMENT AND MEMBERSHIP
1985-86 TO 1994-95**

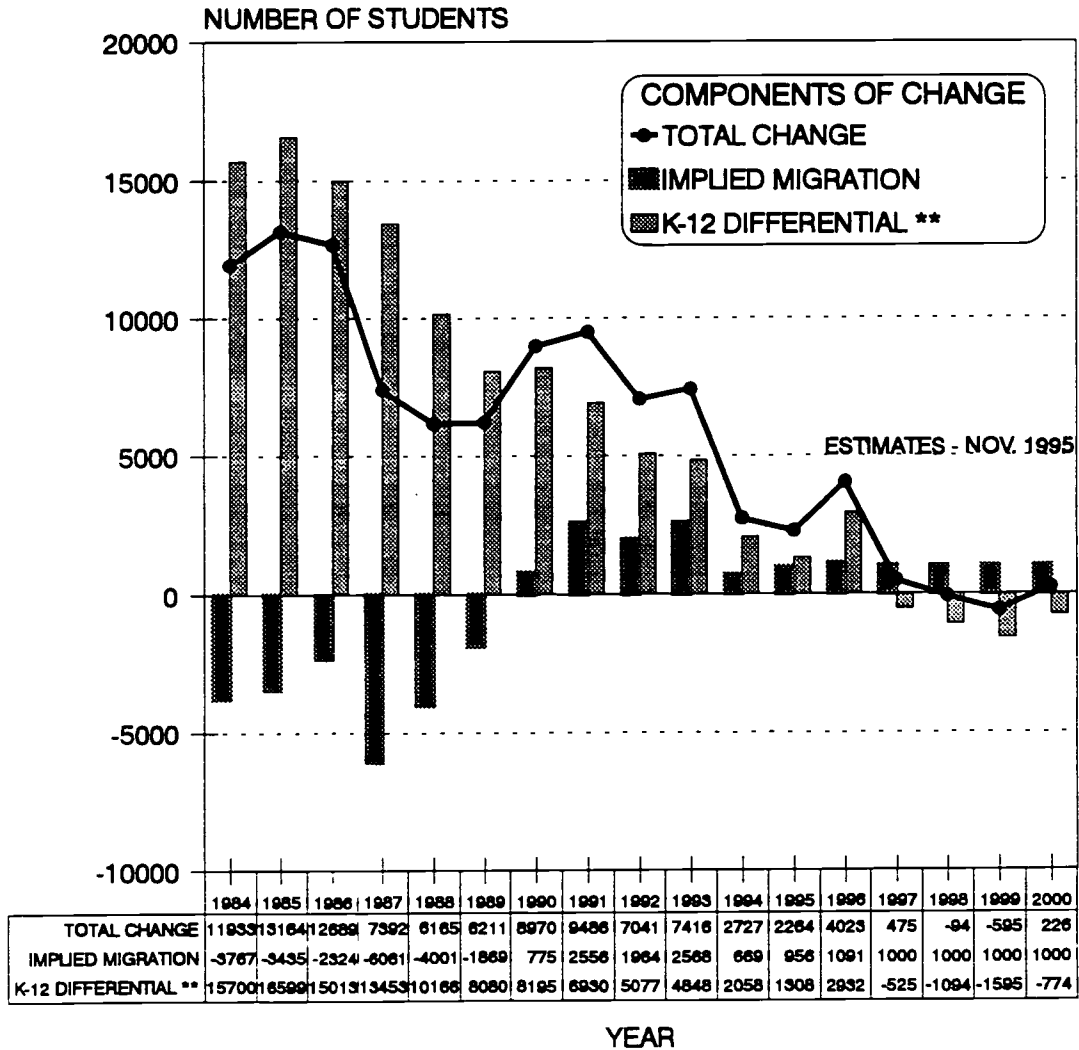
	85-86	86-87	87-88	88-89	89-90	90-91	91-92	92-93	93-94	94-95
Fall Enrollment	403,305	415,994	423,386	429,551	435,762	444,732	454,218	461,259	468,675	471,402
Year End Enrollment	397,864	406,661	416,951	424,915	432,293	443,079	455,201	460,380	463,244	466,549
% Year End to Fall Enrollment	98.7%	97.8%	98.5%	98.9%	99.2%	99.6%	100.2%	99.8%	98.8%	99.0%
Average Daily Membership	400,813	408,521	419,799	426,225	432,168	441,354	450,758	457,388	464,473	467,784
% ADM to Fall Enrollment	99.4%	98.2%	99.2%	99.2%	99.2%	99.2%	99.2%	99.2%	99.1%	99.2%

NOTE: Daily Attendance Data were no longer reported after 1982-83. Average Daily Attendance is estimated to be 0.9462 of Average Daily Membership.

(A:\Deanna\anrptcht.xls)

Chart 1

**UTAH'S PUBLIC SCHOOLS
FALL ENROLLMENT – COMPONENTS OF CHANGE
1984 to 2000**



** CURRENT YEAR GRADE K LESS PRIOR YEAR'S GRADE 12

**NUMBER OF PUBLIC DAY SCHOOLS BY DISTRICT
BY TYPE OF ORGANIZED UNIT - 1994-95**

District	Elem. Schools Gr. K-6	Middle School Gr. 4-9	Jr. High Gr. 7-8, Gr. 7-9	Senior High Gr. 10-12	Jr. - Sr. High Gr. 7-12	Four-Year High Gr. 9-12	Special Schools	Alternate High	Total Schools
Alpine	30	0	8	5	0	0	4	1	48
Beaver	3	0	0	0	2	0	0	0	5
Box Elder	20	1	1	0	0	2	1	0	25
Cache	11	4	2	2	0	0	1	1	21
Carbon	5	1	2	1	1	0	2	0	12
Daggett	2	0	0	0	1	0	0	0	3
Davis	46	0	13	7	0	0	4	1	71
Duchesne	7	0	1	0	3	1	3	0	15
Emery	6	0	2	1	1	0	0	0	10
Garfield	5	0	1	0	2	1	0	0	9
Grand	2	0	1	0	0	1	0	1	5
Granite	63	0	15	9	0	0	13	1	101
Iron	8	0	1	0	1	1	2	0	13
Jordan	46	0	14	6	0	0	5	1	72
Juab	2	1	0	0	0	1	0	0	4
Kane	4	1	0	0	3	1	0	0	9
Millard	4	2	0	0	0	2	1	0	9
Morgan	1	1	0	0	0	1	0	0	3
Nebo	17	3	2	3	0	0	0	1	26
No Sanpete	5	1	0	0	0	1	0	0	7
No Summit	1	1	0	0	0	1	0	0	3
Park City	3	1	0	0	0	1	0	0	5
Piute	2	0	0	0	1	0	0	0	3
Rich	2	1	0	0	0	1	0	0	4
San Juan	7	1	0	0	4	1	0	0	13
Sevier	5	3	0	0	0	3	0	1	12
So Sanpete	3	1	0	0	1	1	0	0	6
So Summit	1	1	0	0	0	1	0	0	3
Tintic	3	0	0	0	2	0	0	0	5
Tooele	9	1	1	0	2	2	1	1	17
Uintah	8	2	1	1	0	0	1	1	14
Wasatch	4	1	0	0	0	1	0	1	7
Washington	14	0	4	4	1	0	0	1	24
Wayne	2	1	0	0	0	1	0	0	4
Weber	25	0	8	4	0	0	2	0	39
Salt Lake	28	0	5	0	0	3	2	1	39
Ogden	15	4	0	0	0	2	2	1	24
Provo	12	0	2	0	0	2	6	1	23
Logan	6	1	0	0	0	1	0	1	9
Murray	7	0	2	1	0	0	0	1	11
TOTAL	444	34	86	44	25	33	50	17	733

UTAH STATE OFFICE OF EDUCATION
FALL ENROLLMENT SUMMARY BY GRADE - OCTOBER 1, 1994
ELEMENTARY

DISTRICT	KINDER-GARTEN	FIRST	SECOND	THIRD	FOURTH	FIFTH	SIXTH	TOTAL 1-6	SPECIAL EDUCATION	HOME-BOUND	TOTAL ELEMENTARY
Alpine	3,024	3,115	2,882	3,027	2,921	3,088	3,238	18,271	426		21,721
Beaver	102	87	101	99	118	104	105	614	1		717
Box Elder	783	778	793	838	818	921	541	4,689	76		5,548
Cache	893	928	884	909	1,029	960		4,710	89		5,692
Carbon	307	324	318	360	322	379	200	1,903	62	1	2,273
Daggett	16	15	14	18	11	21	19	98			114
Davis	4,133	4,298	4,115	4,297	4,263	4,448	4,545	25,966	618	8	30,725
Duchesne	320	316	292	311	308	343	335	1,905	113	2	2,340
Emery	216	219	212	212	247	249	293	1,432	10		1,658
Garfield	73	81	61	87	89	86	99	503			576
Grand	107	122	121	132	110	128	127	740	15	1	863
Granite	5,600	5,780	5,725	5,697	5,706	5,831	5,977	34,716	470		40,786
Iron	469	430	435	443	484	466	526	2,784			3,253
Jordan	4,863	5,148	5,130	5,236	5,278	5,496	5,586	31,874	1,063	1	37,801
Juab	109	130	123	131	124	146		654	11		774
Kane	109	105	101	101	113	124	30	574			683
Millard	257	266	242	277	263	206	3	1,257	26		1,540
Morgan	121	123	139	150	156			568	4	1	694
Nebo	1,360	1,384	1,337	1,327	1,344	1,339	58	6,789	113		8,262
No Sanpete	146	170	157	183	165	193	104	972	16		1,134
No Summit	69	56	69	77	73			275			344
Park City	222	223	226	240	280	254		1,223	4		1,449
Plute	21	14	25	15	23	36	20	133			154
Ritch	44	34	34	43	46	47		204	1		249
San Juan	283	266	264	251	222	235	145	1,383	47		1,713
Sevier	323	312	307	328	363	352	5	1,667	29		2,019
So Sanpete	178	210	202	208	223	223	90	1,156	13	1	1,348
So Summit	87	61	84	67	86	96	1	395	7		489
Tintic	19	21	18	13	22	15	16	105			124
Tooele	533	528	546	517	559	570	459	3,179	43		3,755
Uintah	473	486	517	503	526	543	87	2,662	94	1	3,230
Wasatch	234	248	247	235	237	246		1,213	20	1	1,468
Washington	1,110	1,238	1,191	1,243	1,249	1,246	1,302	7,469	68	1	8,648
Wayne	39	46	38	52	40	45		221	4		264
Weber	1,851	1,953	1,923	1,915	2,124	2,075	2,071	12,061	347	1	14,260
Salt Lake	2,167	2,155	1,992	1,984	1,944	1,975	1,959	12,009	492	24	14,692
Ogden	1,041	1,091	1,006	1,030	984	967		5,078	149	1	6,269
Provo	1,078	1,060	958	984	961	948	976	5,887	157		7,122
Logan	500	468	451	473	459	448		2,299	26		2,825
Murray	470	501	454	502	547	479	543	3,026	70		3,566
TOTALS	33,750	34,790	33,734	34,515	34,837	35,328	29,460	202,664	4,684	44	241,142

NOTE: 1,124 Pre-schoolers not included

UTAH STATE OFFICE OF EDUCATION

FALL ENROLLMENT SUMMARY BY GRADE - OCTOBER 1, 1994
MIDDLE

DISTRICT	FIFTH	SIXTH	SEVENTH	EIGHTH	NINTH	TOTAL 5-9	SPECIAL EDUCATION	HOME-BOUND	TOTAL MIDDLE
Alpine									
Beaver									
Box Elder	321	393		387		1,101	26		1,127
Cache	1,049	1,022		1,058		3,129	59		3,188
Carbon	211	291				502	4		506
Daggett									
Davis									
Duchesne									
Emery									
Garfield									
Grand									
Granite									
Iron									
Jordan									
Juab	133	142		133		408	11	1	420
Kane	74	93		86		253			253
Millard	112	309		292		1,044	29		1,073
Morgan	153	157		206		583	5		588
Nebo	1,354	1,401		540		3,798	45		3,843
No Sanpete	79	203		200		482	11		493
No Summit	66	74		79		294			294
Park City	254	254		245		753	7		760
Plute									
Rich	39	48		45		132	1		133
San Juan	111	112		121		344	33		377
Sevier	375	386		417		1,178	15		1,193
So Sanpete	154	156		142		452	1		453
So Summit	103	107		92		302	3		305
Tinic									
Tooele	119	145		131		395			395
Uintah	457	594		71		1,122	26	1	1,149
Wasatch	240	265		260		765	7		772
Washington									
Wayne	51	45		52		148	2		150
Weber									
Salt Lake									
Ogden	977	990		976		2,943	70		3,013
Provo									
Logan		406		414		1,280	49		1,329
Murray									
TOTALS	340	7,039	7,718	5,908	503	21,508	404	2	21,914

15

16

UTAH STATE OFFICE OF EDUCATION

FALL ENROLLMENT SUMMARY BY GRADE - OCTOBER 1, 1994
SECONDARY

DISTRICT	SEVENTH	EIGHTH	NINTH	TENTH	ELEVENTH	TWELFTH	TOTAL 7-12	SPECIAL EDUCATION	HOME-BOUND	TOTAL SECONDARY STUDENTS	TOTAL STUDENTS
Alpine	3,390	3,345	3,452	3,481	3,172	2,958	19,798	492	3	20,293	42,014
Beaver	113	127	122	119	115	111	707	2		709	1,426
Box Elder	573	583	917	900	774	790	4,537	92		4,629	11,304
Cache	1	5	1,107	985	971	1,017	4,086	39		4,125	13,005
Carbon	116	440	455	487	433	419	2,350	31		2,381	5,160
Daggett	20	19	11	18	13	17	98			98	212
Davis	4,688	4,625	4,748	4,572	4,047	4,166	26,846	548	3	27,397	58,122
Duchesne	333	361	436	417	367	354	2,268	40		2,308	4,648
Emery	309	271	321	302	252	234	1,689			1,689	3,347
Garfield	94	90	110	89	82	86	551	2		553	1,129
Grand	145	127	152	124	106	95	749	13		762	1,625
Granite	6,438	6,275	6,440	6,297	5,448	5,625	36,523	768		37,291	78,077
Iron	468	533	505	508	403	464	2,881	13	1	2,895	6,148
Jordan	5,757	5,603	5,658	5,531	4,811	4,910	32,270	682	7	32,959	70,760
Kane	35	30	135	119	97	127	543	19		541	1,735
Kearns	1	2	322	299	279	287	1,190	58		1,248	1,479
Millard			191	152	147	166	656	3	1	660	2,042
Morgan			963	1,508	1,259	1,392	6,149	76		6,225	18,330
Nebo	74	953	204	211	176	166	757	11	3	771	2,398
No Sanpete			87	90	92	85	354			354	992
No Summit			204	195	177	148	724	40		764	2,973
Park City			40	40	47	35	231			231	385
Plute	32	37	45	53	42	52	192			192	574
Rich			277	237	246	250	1,302	60		1,362	3,452
San Juan	142	150	460	439	397	414	1,710	27		1,737	4,949
Sevier			100	257	238	224	1,191	8	3	1,202	3,003
So Sanpete	88	100	109	99	75	86	369	10		379	1,173
So Summit			20	34	22	19	145			145	269
Tintic	32	20	18	18	22	19	145			145	269
Tooele	510	510	644	575	513	499	3,251	87		3,338	7,488
Uintah			518	496	443	392	2,358	91	3	2,452	6,831
Wasatch			284	256	247	240	1,027	21		1,048	3,288
Washington	1,362	1,355	1,340	1,304	1,133	1,217	7,731	162	9	7,902	16,550
Wayne			52	47	50	38	187	1		188	602
Weber	2,290	2,240	2,329	2,205	2,008	1,901	12,973	315	16	13,304	27,564
Salt Lake	1,864	1,757	1,832	1,690	1,521	1,522	10,186	504	26	10,716	25,408
Ogden	3	1	902	914	793	783	3,396	99	11	3,506	12,788
Provo	991	978	1,079	1,119	998	1,040	6,205	288	1	6,494	13,616
Logan			415	436	381	422	1,654	38		1,692	5,846
Murray	556	556	558	572	465	479	3,186	77		3,263	6,829
TOTALS	30,445	31,611	37,853	37,318	32,978	33,337	203,542	4,717	87	208,346	471,402

Note: Out-of-state students not included in Daggett (20) and Tooele (284)

18

17

FALL ENROLLMENT BY RACE/ETHNICITY
1994-95 SCHOOL YEAR
ELEMENTARY

DISTRICT	AMERICAN INDIAN OR ALASKAN NATIVE		HISPANIC		ASIAN		PACIFIC ISLANDER		NOT OF HISPANIC ORIGIN				TOTAL		TOTAL ELEMENTARY
	BOYS	GIRLS	BOYS	GIRLS	BOYS	GIRLS	BOYS	GIRLS	BLACK		WHITE		BOYS	GIRLS	
									BOYS	GIRLS	BOYS	GIRLS			
Alpine	79	70	315	273	70	69	79	64	50	33	10,637	9,982	11,230	10,491	21,721
Beaver	10	4	9	6			2	2	2	3	332	347	355	362	717
Box Elder	28	23	167	169	22	21			4	2	2,625	2,486	2,847	2,701	5,548
Cache	5	14	79	79	25	24	2	4	3	2	2,797	2,660	2,908	2,784	5,692
Carbon	12	16	97	77		4	2		4	2	1,045	1,014	1,160	1,113	2,273
Deggett		1									66	47	66	48	114
Davis	59	56	385	382	206	201	19	24	134	144	14,924	14,191	15,727	14,988	30,725
Duchesne	84	88	33	31	2	2	1	1	2	1	1,078	1,019	1,200	1,140	2,340
Emery	3	7	37	19	1	1	4	2		1	802	781	847	811	1,658
Garfield	8	8	4	10	1	6					281	258	294	282	576
Grand	18	21	14	19					1		393	397	426	437	863
Granite	209	187	1,242	1,148	608	605	295	271	194	166	18,413	17,448	20,961	19,825	40,786
Iron	53	43	40	39	9	4	10	4	12	4	1,571	1,464	1,695	1,558	3,253
Jordan	79	62	637	618	297	275	9	5	56	55	18,458	17,250	19,536	18,265	37,801
Juab	2	2	2	2	1	2	1	4	2	2	389	367	395	379	774
Kane	8	7	12	10	1	1	1	1	1	1	315	328	337	346	683
Millard	12	8	40	40	10	3	1	1	1		737	688	801	739	1,540
Morgan		2	12	4	1	2					350	323	363	331	694
Nebo	11	16	120	108	2	9	18	15	8	3	4,192	3,760	4,351	3,911	8,262
No Sanpete	1	5	24	39	1	4	2	1	1	2	501	553	530	604	1,134
No Summit	1		6	4					1	1	170	163	177	167	344
Park City			22	13	5	5			1	1	735	667	763	686	1,449
Plute			1	2							82	69	83	71	154
Ritch			6	2							118	123	124	125	249
San Juan	492	472	24	16	1	1					363	344	880	833	1,713
Sevier	28	21	23	13	1	4			1	4	979	944	1,033	986	2,019
So Sanpete	13	8	52	39	4	3	4	4		1	668	552	741	607	1,348
So Summit			3	2						3	243	238	246	243	489
Tintic			2								59	63	61	63	124
Tooele	33	23	233	211	20	12	12	16	8	8	1,632	1,567	1,934	1,821	3,755
Uintah	215	224	41	25	4	6			1	2	1,367	1,345	1,628	1,602	3,230
Wasatch	3	1	9	12	2	3	1		1	4	754	678	770	698	1,468
Washington	76	67	98	87	7	22	11	10	8	12	4,230	4,020	4,430	4,218	8,648
Wayne	2	2	1	7			2	2			134	114	139	125	264
Weber	30	28	259	248	80	81	21	24	64	69	6,775	6,590	7,229	7,031	14,260
Salt Lake	239	223	1,380	1,316	271	273	310	317	226	208	5,173	4,756	7,599	7,093	14,692
Ogden	41	40	725	656	46	50	12	4	107	101	2,278	2,209	3,209	3,060	6,269
Provo	76	86	283	241	101	107	49	51	16	16	3,035	3,061	3,560	3,562	7,122
Logan	14	12	82	72	66	55	2	1	13	4	1,292	1,212	1,469	1,356	2,825
Murray	18	25	92	87	37	22			19	14	1,625	1,627	1,791	1,775	3,566
TOTALS	1,964	1,873	6,611	6,126	1,902	1,874	857	810	943	898	111,618	105,696	123,895	117,247	241,142



FALL ENROLLMENT BY RACE/ETHNICITY
1994-95 SCHOOL YEAR
MIDDLE

DISTRICT	AMERICAN INDIAN OR ALASKAN NATIVE		HISPANIC		ASIAN		PACIFIC ISLANDER		NOT OF HISPANIC ORIGIN				TOTAL		TOTAL MIDDLE
	BOYS	GIRLS	BOYS	GIRLS	BOYS	GIRLS	BOYS	GIRLS	BOYS	GIRLS	BOYS	GIRLS	BOYS	GIRLS	
Alpine															
Beaver															
Box Elder			1	20	21	8	6					544	527	555	1,127
Cache	4	4	4	46	33	11	8	1	2	4	1,616	1,459	1,680	1,508	3,188
Carbon	3			11	16	1			2		232	240	249	257	506
Daggett															
Davis															
Duchesne															
Emery															
Garfield															
Grand															
Granite															
Iron															
Jordan															
Juab			1	2	2	1	2	2			207	205	210	210	420
Kane	1		1	1	2	2	1	1	1		139	105	144	109	253
Millard	8		6	16	18	11	5	6	2		511	492	546	527	1,073
Morgan	1		4	7	8	1	1	1	2		353	312	363	325	688
Nebo	12	10	10	23	19	7	5	5	9		1,876	1,877	1,923	1,920	3,843
No Sanpete	2	1	1	9	8			1	1		250	221	262	231	493
No Summit	1		1	4	1						149	139	154	140	294
Park City				8	8	3	2	2	1	1	386	351	398	362	760
Plute															
Rich				1							68	64	69	64	133
San Juan	66		65								109	137	175	202	377
Savler	18		10	9	13	2	2	2	2	2	594	541	625	568	1,193
So Sanpete	4		2	9	15			1	1		217	204	231	222	453
So Summit				1	2						162	140	163	142	305
Tintic															
Tooele	2		5	9	7	1	3	3	1	1	182	184	195	200	395
Uintah	60		78	8	14	1	2	2	1	1	521	464	591	558	1,149
Wasatch			1	9	11			1	1		376	372	386	386	772
Washington															
Wayne			1					1	1		75	73	75	75	150
Weber															
Salt Lake															
Ogden	14		16	344	288	29	27	9	2	45	1,181	1,016	1,622	1,391	3,013
Provo															
Logan	5		8	11	34	19	25			2	667	556	704	625	1,329
Murray															
TOTALS	201		214	548	520	96	69	18	23	59	10,415	9,679	11,337	10,577	21,914

FALL ENROLLMENT BY RACE/ETHNICITY
1994-95 SCHOOL YEAR
SECONDARY

DISTRICT	AMERICAN INDIAN OR ALASKAN NATIVE		HISPANIC		ASIAN		PACIFIC ISLANDER		NOT OF HISPANIC ORIGIN		TOTAL		TOTAL	
	BOYS	GIRLS	BOYS	GIRLS	BOYS	GIRLS	BOYS	GIRLS	BLACK		WHITE		BOYS	GIRLS
									BOYS	GIRLS	BOYS	GIRLS		
Alpine	64	52	240	206	98	36	38	14	19	9,863	9,571	10,309	9,984	20,293
Beaver	6	3	13	10	1	2	2			357	317	378	331	709
Box Elder	21	25	93	84	21	18	2	2	5	2,220	2,135	2,359	2,270	4,629
Cache	9	8	46	41	9	11	3	1	1	2,111	1,984	2,179	1,946	4,125
Carbon	4	9	85	85	3	4	1	1	3	1,113	1,073	1,207	1,174	2,381
Daggett										38	38	60	60	98
Davis	29	34	305	302	212	33	27	103	93	13,380	12,686	14,043	13,354	27,397
Duchesne	92	82	31	25	2	3	2	1	1	1,020	1,048	1,148	1,160	2,308
Emery	4	8	15	14	2	5	1			880	760	902	787	1,689
Garfield	1	4								306	241	307	246	553
Grand	4	5	18	11	1					370	353	392	370	762
Granite	145	137	1,041	982	461	257	261	161	126	16,957	16,277	19,022	18,269	37,291
Iron	38	35	39	37	6	3	6	2	1	1,464	1,259	1,552	1,343	2,895
Jordan	52	59	581	542	261	6	6	37	42	15,837	15,268	16,774	16,185	32,959
Juab	1	1	1	1	1			1	1	290	247	293	248	541
Kane	4	2	2	1	1					269	263	276	267	543
Millard	7	7	23	17	6	3	1			632	552	665	583	1,248
Morgan	1	1	7	9	1	5				342	295	351	309	660
Nebo	8	6	74	54	3	10	6	1	1	3,128	2,930	3,218	3,007	6,225
No Sarpate	1	1	9	10	3	2				405	336	422	349	771
No Summit	2	2	2	1						188	163	190	164	354
Park City			8	4	3	4		2		390	353	403	361	764
Plute			2	4	2	2				114	107	118	113	231
Rich			2	1						89	100	91	101	192
San Juan	344	319	20	28	2	1				348	300	714	648	1,362
Savler	47	45	11	11	2	5		3		852	761	915	822	1,737
So Sarpate	7	7	26	14	5	1	1			562	578	601	601	1,202
So Summit			3	1		1				196	178	200	179	379
Tintic			3						1	83	57	87	58	145
Tooele	26	21	186	131	16	11		10	9	1,518	1,410	1,756	1,582	3,338
Uintah	33	38	22	26	2	1		4	1	1,195	1,130	1,256	1,196	2,452
Wasatch			3	4	8	3				530	499	535	513	1,048
Washington	52	38	75	80	27	26	10	9	2	3,875	3,704	4,043	3,859	7,902
Wayne	1									100	87	101	87	188
Weber	20	26	211	199	71	61	17	17	35	6,468	6,133	6,833	6,471	13,304
Salt Lake	107	122	852	752	217	222	176	147	121	4,019	3,838	5,514	5,202	10,716
Ogden	23	17	286	314	29	28	3	5	50	1,398	1,303	1,789	1,717	3,506
Provo	35	37	207	187	101	88	12	17	8	2,982	2,809	3,345	3,149	6,494
Logan	5	5	26	16	21	24		3	2	817	773	872	820	1,692
Murray	7	9	59	52	17	17	2	3	13	1,589	1,486	1,683	1,580	3,263
TOTALS	1,198	1,164	4,628	4,260	1,573	1,629	579	551	608	99,295	93,324	106,881	101,465	208,346

**UTAH PRIVATE SCHOOLS
ENROLLMENT BY GRADE AND PUBLIC SCHOOL DISTRICT
October 1, 1994**

DISTRICT/SCHOOL	Pre-School	Elementary											Secondary											Total All Grades			
		K	1	2	3	4	5	6	Total Elem.			7	8	9	10	11	12	Total Sec.									
									7	8	9							10	11	12							
ALPINE																											
American Heritage	0	36	23	25	27	21	19	22	173	0	0	0	0	0	0	0	0	0	0	0	0	0	0	0	0	173	
CARBON																											
Noire Dame Regional	19	24	29	25	17	18	12	15	140	15	11	11	0	0	0	0	0	0	0	0	0	0	0	0	0	177	
DAVIS																											
Adventures in Learning	35	12	0	0	0	0	1	0	13	1	0	0	0	0	0	0	0	0	0	0	0	0	0	0	0	15	
School of St. Peter	28	19	18	13	13	7	12	4	86	0	0	0	0	0	0	0	0	0	0	0	0	0	0	0	0	86	
St. Olaf	0	29	33	23	28	28	34	33	208	25	27	0	0	0	0	0	0	0	0	0	0	0	0	0	0	260	
Total	63	60	51	36	41	35	47	37	307	26	27	0	1	0	0	0	0	0	0	0	0	0	0	0	54	361	
GRAND																											
Castle Valley Academy	0	0	0	0	0	0	0	0	0	0	0	0	0	0	0	0	0	0	0	0	0	0	0	0	0	9	
GRANITE																											
Grace Baptist Church Acad.	0	15	11	6	7	7	5	5	56	2	3	0	0	0	0	0	0	0	0	0	0	0	0	0	0	5	
Intermountain Christian	28	30	32	16	25	25	27	180	27	27	33	36	31	26	180	360											
Montessori School of SLC	16	14	5	2	5	0	0	0	26	0	0	0	0	0	0	26										26	
Olympus View Hosp. Sch.	0	0	1	0	0	2	0	0	3	3	9	4	10	6	3	35										38	
Reid School	28	11	10	8	13	7	10	10	69	3	4	1	0	0	0	8										77	
Salt Lake Jr. Academy	0	7	13	5	9	9	5	5	57	6	8	3	7	0	0	24										81	
Salt Lake Lutheran H.S.	0	0	0	0	0	0	0	0	0	0	0	0	0	0	0	0										0	
Salt Lake Lutheran H.S.	0	0	0	0	0	0	0	0	0	0	0	0	0	0	0	0										0	
St. Francis Xavier Regional	64	37	38	31	29	35	26	24	220	34	21	0	0	0	0	55										275	
St. Vincent School	0	36	36	35	36	34	35	35	247	35	31	0	0	0	0	66										313	
Valley Christian School	0	0	15	17	13	14	8	11	78	11	10	12	5	3	44	122										4	
Wasatch Canyon Hosp. Sch.	0	0	0	0	0	0	0	0	0	0	0	0	0	0	0	0										0	
Total	136	150	161	120	137	133	118	117	936	121	113	87	81	63	56	521										1,457	
JORDAN																											
Alta Academy	0	0	34	35	33	36	37	27	202	27	32	26	25	19	15	144											346
Blessed Sacrament	28	32	31	32	32	32	32	32	223	32	32	0	0	0	0	64											287
Grace Lutheran	28	19	18	9	23	22	16	24	131	16	10	0	0	0	0	26										157	
Rivendell Children/Youth Ctr.	0	0	0	0	0	0	0	0	0	0	7	20	15	11	10	67										67	
Waterford School	58	63	57	64	70	48	48	60	410	59	63	47	45	29	272	682										17	
Youth Care Inc.	0	0	0	0	0	0	0	0	0	0	0	0	0	0	0	0										0	
Total	114	114	140	140	158	138	133	143	966	141	157	93	86	61	52	590										1,556	
MILLARD																											
Shiloh Valley Christian	0	0	0	3	5	4	3	20	3	2	4	4	5	3	21	41											41
NORTH SANPETE																											
Wasatch Academy	0	0	0	0	0	0	0	0	0	0	0	0	0	0	0	0										0	
PARK CITY																											
Carden Academy	14	15	12	7	9	7	5	8	63	3	3	0	0	0	0	6											69

**UTAH PRIVATE SCHOOLS
ENROLLMENT BY GRADE AND PUBLIC SCHOOL DISTRICT
October 1, 1994**

DISTRICT/SCHOOL	Pre-School	Elementary										Secondary										Total All Grades				
		K	1	2	3	4	5	6	Total Elem.	7	8	9	10	11	12	Total Sec.										
SAN JUAN																										
Aneth Boarding School	22	18	61	33	38	32	19	22	223	0	0	0	0	0	0	0	0	0	0	0	0	0	0	0	0	223
S.D.A. - Monument Valley	0	0	6	6	1	3	7	2	25	3	2	1	0	0	0	0	0	0	0	0	0	0	0	0	0	31
Total	22	18	67	39	39	35	26	24	248	3	2	1	0	0	0	0	0	0	0	0	0	0	0	0	0	254
SEVIER																										
Sorenson's Ranch School	0	0	0	0	0	0	1	1	1	5	2	29	31	12	4	83	0	0	0	0	0	0	0	0	0	11
TOOELE																										
St. Marguerite Pre-School	128	11	0	0	0	0	0	0	11	0	0	0	0	0	0	0	0	0	0	0	0	0	0	0	0	11
WASHINGTON																										
Ronald N. Hatch Academy	0	0	0	0	0	0	0	0	0	0	0	2	5	1	5	13	0	0	0	0	0	0	0	0	0	13
WEBER																										
Children's Classic	44	15	0	0	0	0	0	0	15	0	0	0	0	0	0	0	0	0	0	0	0	0	0	0	0	15
Deamude S.D.A.	0	0	1	4	2	4	2	4	17	6	3	0	0	0	0	0	0	0	0	0	0	0	0	0	0	26
Total	44	15	1	4	2	4	2	4	32	6	3	0	0	0	0	0	0	0	0	0	0	0	0	0	0	41
SALT LAKE CITY																										
J.E. Cosgriff Memorial	0	35	36	36	33	36	36	35	247	33	33	0	0	0	0	0	0	0	0	0	0	0	0	0	0	313
Judge Memorial H.S.	0	0	0	0	0	0	0	0	0	0	0	275	259	212	217	963	0	0	0	0	0	0	0	0	0	963
Kearns-St. Ann School	0	33	36	34	33	35	28	33	232	29	25	0	0	0	0	54	0	0	0	0	0	0	0	0	0	286
Our Lady of Lourdes	0	25	35	35	25	34	31	32	217	32	34	0	0	0	0	66	0	0	0	0	0	0	0	0	0	283
Redeemer Lutheran	0	20	21	21	22	23	21	21	149	17	22	0	0	0	0	39	0	0	0	0	0	0	0	0	0	188
Rowland Hall-St. Mark's	0	55	59	60	60	61	59	67	421	67	73	78	76	58	63	415	0	0	0	0	0	0	0	0	0	836
SEPS	0	0	1	2	2	3	8	8	24	9	3	4	2	0	0	18	0	0	0	0	0	0	0	0	0	42
University Academy	2	2	3	7	4	4	3	6	29	2	3	5	3	3	5	21	0	0	0	0	0	0	0	0	0	50
Total	2	170	191	195	179	196	186	202	1,319	189	193	362	340	273	285	1,642	0	0	0	0	0	0	0	0	0	2,961
OGDEN																										
Children's Classic	0	19	0	0	0	0	0	0	19	0	0	0	0	0	0	0	0	0	0	0	0	0	0	0	0	19
Horizon Educ. System	0	19	8	6	7	6	7	4	57	0	0	0	0	0	0	0	0	0	0	0	0	0	0	0	0	57
McKay Dee School	0	0	0	1	0	0	0	1	2	1	1	3	2	3	2	12	0	0	0	0	0	0	0	0	0	14
St. Joseph Grade	0	36	42	43	45	45	36	40	287	40	34	0	0	0	0	74	0	0	0	0	0	0	0	0	0	361
St. Joseph High	0	0	0	0	0	0	0	0	0	0	0	61	59	54	54	228	0	0	0	0	0	0	0	0	0	228
St. Paul Lutheran School	79	40	38	42	14	26	21	26	207	24	19	0	0	0	0	43	0	0	0	0	0	0	0	0	0	250
Total	79	114	88	92	66	77	64	71	572	65	54	64	61	57	56	357	0	0	0	0	0	0	0	0	0	929
PROVO																										
Discovery Academy	0	0	0	0	0	0	0	0	0	0	3	2	11	18	20	72	0	0	0	0	0	0	0	0	0	72
Meridian School	16	16	20	14	16	17	23	21	127	40	37	19	18	16	15	145	0	0	0	0	0	0	0	0	0	272
Provo Canyon School	0	0	0	0	0	0	0	1	1	7	16	49	48	29	14	163	0	0	0	0	0	0	0	0	0	164
S.D.A. - Provo	0	0	0	0	1	1	2	1	5	2	2	2	0	0	0	4	0	0	0	0	0	0	0	0	0	9
Total	16	16	20	14	17	18	25	23	133	52	57	79	84	63	49	384	0	0	0	0	0	0	0	0	0	517
MURRAY																										
Christ Lutheran	28	20	24	20	23	24	25	25	161	25	22	0	0	0	0	47	0	0	0	0	0	0	0	0	0	208
TOTAL	665	763	807	720	720	711	666	695	5,082	654	646	760	741	580	565	3,946	0	0	0	0	0	0	0	0	0	9,028

(A:\Deanna\Excel\Nonpubgr.xls)

SOURCE: Utah State Office of Education, School Finance and Statistics

UTAH PRIVATE SCHOOLS
FALL ENROLLMENT BY RACE/ETHNICITY AND PUBLIC SCHOOL DISTRICT
 October 1, 1994

DISTRICT/SCHOOL	American Indian or Alaskan Native		Hispanic		Asian		Pacific Islander		Not of Hispanic Origin:				Total		
	Boy	Girl	Boy	Girl	Boy	Girl	Boy	Girl	Black		White		Boy	Girl	
									Boy	Girl	Boy	Girl			
ALPINE															
American Heritage	0	0	0	1	1	1	1	4	0	0	82	83	84	89	
CARBON															
Notre Dame Regional	3	1	16	10	0	1	0	0	0	0	79	67	98	79	
DAVIS															
Adventures in Learning	0	0	0	0	0	0	1	1	0	1	11	1	12	3	
School of St. Peter	0	1	2	3	2	4	1	0	4	9	27	33	36	50	
St. Olaf	0	1	8	9	9	8	0	0	1	4	109	111	127	133	
Total	0	2	10	12	11	12	2	1	5	14	147	145	175	186	
GRAND															
Castle Valley Academy	0	0	0	0	1	0	0	0	0	0	6	2	7	2	
GRANITE															
Grace Baptist Church Acad.	0	0	3	3	2	3	0	0	0	0	24	26	29	32	
Intermountain Christian	0	0	0	5	8	8	0	0	0	1	185	153	193	167	
Montessori School of SLC	1	0	0	2	2	1	0	0	1	0	7	12	11	15	
Olympus View Hosp. Sch.	2	1	0	0	0	0	0	0	1	1	15	17	18	20	
Reid School	0	0	0	0	0	0	0	0	0	0	54	23	54	23	
Salt Lake Jr. Academy	2	0	2	2	3	3	1	1	0	4	36	27	44	37	
Salt Lake Lutheran H.S.	0	0	0	0	1	1	0	0	0	0	53	45	54	46	
St. Francis Xavier Regional	2	0	32	34	8	4	5	7	2	4	90	87	139	136	
St. Vincent School	0	1	6	7	8	4	1	0	0	0	125	161	140	173	
Valley Christian School	1	0	11	10	0	0	0	0	2	2	55	41	69	53	
Wasatch Canyon Hosp. Sch.	0	0	0	0	0	0	0	0	0	0	2	2	2	2	
Total	8	2	54	63	32	24	7	9	6	12	646	594	753	704	
JORDAN															
Alla Academy	0	0	0	0	0	0	0	0	0	0	169	177	169	177	
Blessed Sacrament	0	1	8	5	3	2	0	0	0	0	128	140	139	148	
Grace Lutheran	0	0	1	0	4	1	0	0	1	0	92	58	97	60	
Rivendell Child/Youth Ctr.	4	0	4	0	0	0	0	0	8	0	38	13	54	13	
Waterford School	2	0	7	2	22	12	0	2	3	2	331	299	365	317	
Youth Care Inc.	0	1	2	0	0	0	0	0	0	0	7	7	9	8	
Total	6	2	22	7	29	15	0	2	11	3	765	694	833	723	
MILLARD															
Shiloah Valley Christian	0	0	0	0	0	0	0	0	0	0	20	21	20	21	
NORTH SANPETE															
Wasatch Academy	3	2	2	5	20	12	0	0	2	4	75	42	102	65	
PARK CITY															
Carden Academy	0	0	0	0	2	5	1	1	0	0	29	29	32	37	

UTAH PRIVATE SCHOOLS
FALL ENROLLMENT BY RACE/ETHNICITY AND PUBLIC SCHOOL DISTRICT
 October 1, 1994

DISTRICT/SCHOOL	American Indian or Alaskan Native		Hispanic		Asian		Pacific Islander		Not of Hispanic Origin:				Total		
	Boy	Girl	Boy	Girl	Boy	Girl	Boy	Girl	Black		White		Boy	Girl	
									Boy	Girl	Boy	Girl			
SAN JUAN															
Aneth Boarding School	118	105	0	0	0	0	0	0	0	0	0	0	0	118	105
S.D.A. - Monument Valley	9	11	0	0	0	0	0	0	0	0	0	7	4	16	15
Total	127	116	0	0	0	0	0	0	0	0	0	7	4	134	120
SEVIER															
Sorenson's Ranch School	0	1	9	1	0	0	0	0	4	2	45	22	58	26	
TOOELE															
St. Marguerite Pre-School	0	0	4	0	0	0	0	0	0	0	3	4	3	8	
WASHINGTON															
Ronald N. Hatch Academy	2	0	0	0	0	0	0	0	0	0	10	1	12	1	
WEBER															
Children's Classic	0	0	0	0	0	0	0	0	1	1	8	5	9	6	
Deamude S.D.A.	0	0	6	8	0	0	0	0	1	1	8	2	15	11	
Total	0	0	6	8	0	0	0	0	2	2	16	7	24	17	
SALT LAKE CITY															
J.E. Cosgriff Memorial	0	0	7	9	0	1	0	0	0	0	147	148	154	159	
Judge Memorial H.S.	7	2	59	62	12	11	3	2	8	2	407	388	496	467	
Kearns-St. Ann School	0	0	46	44	2	6	1	2	2	3	92	88	143	143	
Our Lady of Lourdes	0	2	29	32	3	9	0	2	3	3	115	85	150	133	
Redeemer Lutheran	0	0	1	1	3	0	0	0	4	1	106	72	114	74	
Rowland Hall-St. Mark's	0	8	8	7	14	20	0	1	6	2	365	405	393	443	
SEPS	0	0	3	1	3	0	0	0	0	0	31	4	37	5	
University Academy	0	0	2	1	0	1	1	1	0	1	23	21	27	23	
Total	7	12	155	157	37	48	5	7	24	12	1,286	1,211	1,514	1,447	
OGDEN															
Children's Classic	0	0	0	0	0	0	0	0	2	1	6	10	8	11	
Horizon Education System	1	1	1	1	1	2	0	0	0	0	23	26	26	31	
McKay Dee School	0	0	0	1	0	0	0	0	0	0	8	5	8	6	
St. Joseph Grade	2	0	40	56	4	6	0	0	4	8	131	110	181	180	
St. Joseph High	1	0	20	13	2	4	1	0	2	0	97	88	123	105	
St. Paul Lutheran School	1	1	5	7	4	1	1	0	2	4	115	109	128	122	
Total	5	2	66	78	11	13	2	0	10	14	380	348	474	455	
PROVO															
Discovery Academy	0	0	0	0	0	0	0	0	0	0	41	30	41	31	
Meridian School	2	4	1	1	8	11	1	0	2	0	126	116	140	132	
Provo Canyon School	2	3	6	14	1	1	1	0	7	7	76	46	93	71	
S.D.A. - Provo	0	0	0	0	0	0	0	0	0	0	6	3	6	3	
Total	4	7	7	15	9	12	2	0	9	8	249	195	280	237	
MURRAY															
Christ Lutheran	0	0	3	2	3	5	0	0	4	2	102	87	112	96	
TOTAL	165	147	350	365	156	148	20	24	77	73	3,947	3,556	4,715	4,313	

31

32

**AVERAGE DAILY MEMBERSHIP BY GRADE
ELEMENTARY SCHOOLS
1994-95 SCHOOL YEAR**

District	Kindergarten	First	Second	Third	Fourth	Fifth	Sixth	TOTAL (1-6)	Special Education	Home-bound & Hosp.	TOTAL Elementary
ALPINE	3,034	3,121	2,873	3,032	2,921	3,086	3,233	18,266	543	2	21,944
BEAVER	105	87	101	99	120	105	105	617	6		728
BOX ELDER	774	768	791	833	818	924	538	4,673	91	1	5,539
CACHE	894	925	874	908	1,036	951		4,692	95	1	5,661
CARBON	300	319	322	362	321	382	191	1,897	70	1	2,269
DAGGETT	16	16	14	18	10	21	18	98			114
DAVIS	4,099	4,299	4,104	4,276	4,258	4,408	4,526	25,871	698	4	30,672
DUCHESNE	315	321	291	309	307	338	323	1,889	122	4	2,330
EMERY	214	219	209	210	243	241	285	1,406	37		1,658
GARFIELD	75	79	61	87	89	82	100	498	3		576
GRAND	102	122	114	126	109	126	124	722	16		839
GRANITE	5,567	5,707	5,651	5,645	5,642	5,732	5,923	34,299	951	22	40,839
IRON	473	440	440	447	490	474	534	2,826	22	2	3,323
JORDAN	4,839	5,113	5,118	5,216	5,266	5,482	5,589	31,784	1,143	12	37,778
JUAB	109	126	121	128	122	147		643	11		763
KANE	107	98	105	105	108	126	30	573	8		688
MILLARD	256	267	243	277	266	207	2	1,262	23		1,541
MORGAN	119	121	135	151	159			565	6		690
NEBO	1,416	1,385	1,322	1,321	1,342	1,338	54	6,761	121		8,299
NO. SANPETE	141	176	156	185	168	191	105	980	18		1,138
NO. SUMMIT	70	55	69	76	73			273	2		345
PARK CITY	222	230	224	235	286	256		1,231	6		1,460
PIUTE	21	15	26	15	23	38	20	136	2		159
RICH	44	33	33	42	46	47		202	1		247
SAN JUAN	277	261	266	253	228	246	150	1,404	39		1,720
SEVIER	334	314	310	328	360	354	5	1,671	29		2,033
SO. SANPETE	181	208	203	204	220	223	95	1,153	15		1,350
SO. SUMMIT	85	65	84	68	87	94	1	399	5		489
TINTIC	17	20	20	13	21	14	13	102			119
TOOELE	583	526	548	514	560	559	458	3,165	45		3,793
UINTAH	460	465	514	491	524	530	87	2,611	93		3,164
WASATCH	239	246	249	235	240	245		1,215	30	1	1,485
WASHINGTON	1,127	1,233	1,194	1,254	1,240	1,255	1,316	7,492	71	1	8,691
WAYNE	40	47	36	48	41	44		216	4		260
WEBER	1,856	1,954	1,916	1,928	2,119	2,073	2,085	12,075	356	2	14,289
SALT LAKE	2,117	2,114	1,983	1,972	1,938	1,961	1,942	11,909	573	29	14,628
OGDEN	1,043	1,086	1,021	1,042	994	963	965	5,105	167	1	6,316
PROVO	1,063	1,048	950	975	958	945	965	5,841	158		7,061
LOGAN	499	475	457	471	456	452		2,311	30	1	2,840
MURRAY	474	500	448	494	541	477	532	2,993	73		3,540
TOTALS	33,710	34,601	33,595	34,392	34,760	35,198	29,349	201,825	5,682	82	241,289

34

33



AVERAGE DAILY MEMBERSHIP BY GRADE
MIDDLE SCHOOLS
1994-95 SCHOOL YEAR

District	Fifth	Sixth	Seventh	Eighth	Ninth	TOTAL 5 thru 9	Special Education	Home- bound & Hosp.	TOTAL Middle
ALPINE									
BEAVER									
BOX ELDER		320	391	379		1,089	27		1,116
CACHE		1,042	1,023	1,063		3,128	57	1	3,187
CARBON		227	286			513	4		517
DAGGETT									
DAVIS									
DUCHESNE									
EMERY									
GARFIELD									
GRAND									
GRANITE									
IRON			422	470		892			892
JORDAN									
JUAB		134	141	130		404	10		415
KANE		72	93	83		248			248
MILLARD	113	309	330	293		1,045	30		1,075
MORGAN	154	155	204	168		682	7		689
NEBO		1,351	1,411	537	505	3,804	36	1	3,841
NO. SANPETE		76	200	203		479	11		490
NO. SUMMIT	73	68	75	81		296	1		297
PARK CITY		255	255	240		749	9		758
PIUTE									
RICH		40	47	46		132	1		133
SAN JUAN		118	121	132		371	7		378
SEVIER		376	385	417		1,178	15		1,193
SO. SANPETE		153	155	143		451	4	1	455
SO. SUMMIT		104	105	92		301	3		304
TINTIC									
TOOELE		119	149	130		399	3		402
UINTAH		456	593	73		1,122	27	1	1,149
WASATCH		243	265	264		772	7		779
WASHINGTON									
WAYNE		51	43	51		145	2		147
WEBER									
SALT LAKE									
OGDEN		978	973	987		2,938	83	2	3,023
PROVO									
LOGAN		402	456	416		1,275	61		1,336
MURRAY									
TOTALS	340	7,049	8,124	6,398	505	22,415	404	6	22,825

36

35



AVERAGE DAILY MEMBERSHIP BY GRADE
SECONDARY SCHOOLS
1994-95 SCHOOL YEAR

District	Seventh	Eighth	Ninth	Tenth	Eleventh	Twelfth	TOTAL 7 thru 12	Special Education	Home- bound & Hosp.	TOTAL Secondary	TOTAL ALL GRADES
ALPINE	3,365	3,400	3,415	3,365	3,015	2,760	19,320	355	2	19,676	41,520
BEAVER	114	125	123	116	117	109	703	5	1	709	1,437
BOX ELDER	561	575	904	881	774	787	4,482	84	5	4,572	11,226
CACHE	1	5	1,094	972	957	1,011	4,040	42		4,082	12,950
CARBON	119	430	440	456	381	362	2,188	31		2,219	5,005
DAGGETT	19	19	10	19	13	15	96			96	210
DAVIS	4,687	4,583	4,727	4,596	4,088	3,995	26,677	542	6	27,225	57,897
DUCHESNE	325	364	423	395	360	330	2,197	41	2	2,238	4,568
EMERY	301	263	326	296	250	206	1,643	16	2	1,660	3,317
GARFIELD	95	89	106	90	84	83	546	6	1	553	1,129
GRAND	140	121	135	116	102	97	710	13		723	1,562
GRANITE	6,336	6,136	6,272	6,000	5,012	4,909	34,663	1,113	228	36,004	76,844
IRON	74	81	505	516	402	458	2,034	43		2,077	6,292
JORDAN	5,746	5,580	5,643	5,427	4,687	4,746	31,829	690	74	32,593	70,371
JUAB			147	122	133	100	502	21		523	1,701
KANE	35	29	137	122	93	124	540			540	1,476
MILLARD		2	322	302	277	290	1,193	56		1,249	3,866
MORGAN			191	150	144	165	650	7		657	2,036
NEBO	70	938	947	1,513	1,246	1,356	6,069	123	1	6,193	18,332
NO. SANPETE			205	210	174	168	757	9		766	2,395
NO. SUMMIT			85	88	92	83	348			348	990
PARK CITY			202	194	172	144	712	42		754	2,971
PIUTE	32	38	42	40	44	35	232	1		233	392
RICH			46	53	39	53	191			191	571
SAN JUAN	142	153	291	250	243	236	1,315	34		1,350	3,448
SEVIER	1	1	431	453	390	392	1,667	30		1,697	4,923
SO. SANPETE	86	98	280	251	231	220	1,166	10	1	1,177	2,983
SO. SUMMIT			109	96	69	85	359	13		372	1,164
TINTIC	33	21	14	27	17	19	130			130	248
TOOELE	504	497	632	555	482	467	3,136	89		3,225	7,420
UINTAH		480	494	500	412	358	2,245	84	1	2,330	6,644
WASATCH			272	253	233	236	995	26		1,021	3,285
WASHINGTON	1,391	1,355	1,335	1,290	1,101	1,136	7,608	170	10	7,788	16,480
WAYNE			52	48	54	38	192			192	599
WEBER	2,278	2,221	2,319	2,159	1,970	1,832	12,779	454	30	13,263	27,552
SALT LAKE	1,832	1,739	1,799	1,680	1,496	1,455	10,002	480	25	10,507	25,136
OGDEN	1	5	880	850	724	718	3,178	190	1	3,369	12,708
PROVO	989	991	1,072	1,102	1,012	1,003	6,169	306	1	6,476	13,537
LOGAN			409	433	385	413	1,639	34		1,674	5,850
MURRAY	548	561	555	565	454	444	3,128	81		3,209	6,749
TOTALS	29,825	30,899	37,387	36,552	31,928	31,438	198,029	5,242	390	203,661	467,784

37

38

YEAR-END ENROLLMENT BY GRADE
ELEMENTARY SCHOOLS
1994-95 SCHOOL YEAR

District	Kinder- garten	First	Second	Third	Fourth	Fifth	Sixth	TOTAL (1-6)	Special Education	Home- bound & Hosp.	TOTAL Elementary
ALPINE	3,057	3,129	2,865	3,018	2,934	3,073	3,235	18,254	554	2	21,867
BEAVER	108	88	101	100	124	105	106	624	6		738
BOX ELDER	770	767	786	837	825	925	539	4,679	97	1	5,547
CACHE	894	920	875	904	1,037	952		4,688	95	1	5,678
CARBON	294	319	322	359	316	383	187	1,986	73	1	2,254
DAGGETT	16	16	15	19	11	22	19	102			118
DAVIS	4,012	4,194	3,984	4,186	4,161	4,323	4,503	25,351	713	3	30,079
DUCHESNE	315	321	289	310	305	336	321	1,882	126	4	2,327
EMERY	213	218	212	212	244	245	284	1,415	36		1,664
GARFIELD	78	81	62	88	92	84	102	509	3		590
GRAND	98	121	114	119	108	129	124	715	18		831
GRANITE	5,505	5,631	5,583	5,588	5,589	5,648	5,862	33,901	971	22	40,399
IRON	479	450	439	456	495	485	530	2,855	23	2	3,359
JORDAN	4,849	5,132	5,130	5,218	5,281	5,485	5,589	31,835	1,147	3	37,834
JUAB	114	126	121	128	123	151		649	10		773
KANE	108	97	96	103	109	124	29	558	9		675
MILLARD	252	265	242	276	269	207	2	1,261	20		1,533
MORGAN	120	122	132	150	163			567	6		693
NEBO	1,442	1,396	1,333	1,339	1,347	1,351	50	6,816	123		8,381
NO. SANPETE	138	181	154	187	170	191	107	990	18		1,146
NO. SUMMIT	73	55	70	74	75			274	2		349
PARK CITY	224	239	225	235	294	260		1,253	7		1,484
PIUTE	21	14	26	16	23	37	18	134			155
RICH	44	31	32	40	46	45		194	1		239
SAN JUAN	289	269	269	253	240	248	157	1,436	34		1,759
SEVIER	341	318	313	329	368	370	5	1,703	31		2,075
SO. SANPETE	185	207	203	201	220	224	94	1,149	16		1,350
SO. SUMMIT	87	67	84	71	88	95	1	406	5		498
TINTIC	17	21	19	18	19	14	13	104			121
TOOELE	552	523	543	517	550	549	459	3,141	46		3,739
UINTAH	463	476	527	495	532	543	82	2,655	79		3,197
WASATCH	243	246	252	237	243	250		1,228	30	1	1,502
WASHINGTON	1,142	1,253	1,210	1,280	1,252	1,278	1,330	7,603	71	1	8,817
WAYNE	41	47	35	46	42	43		213	4		258
WEBER	1,856	1,958	1,921	1,952	2,133	2,088	2,102	12,154	372	10	14,392
SALT LAKE	2,100	2,075	1,970	1,954	1,912	1,952	1,931	11,794	598	31	14,524
OGDEN	1,046	1,065	999	1,024	971	940	1	5,000	181		6,227
PROVO	1,053	1,026	940	978	953	948	981	5,826	170		7,049
LOGAN	497	475	462	467	454	452		2,310	33	2	2,842
MURRAY	474	496	447	486	545	473	528	2,975	77		3,526
TOTALS	33,610	34,435	33,402	34,270	34,683	35,028	29,291	201,089	5,806	64	240,589

40

39



YEAR-END ENROLLMENT BY GRADE
MIDDLE SCHOOLS
1994-95 SCHOOL YEAR

District	Fifth	Sixth	Seventh	Eighth	Ninth	TOTAL 5 thru 9	Special Education	Home- bound & Hoep.	TOTAL Middle
ALPINE									
BEAVER									
BOX ELDER		324	387	379		1,090	26		1,116
CACHE		1,037	1,030	1,064		3,131	56	1	3,188
CARBON		231	283			514	5		519
DAGGETT									
DAVIS									
DUCHESNE									
EMERY									
GARFIELD									
GRAND									
GRANITE									
IRON			424	474		898			898
JORDAN									
JUAB		135	134	127		396	10		406
KANE		72	92	83		247			247
MILLARD	113	311	334	294		1,052	31		1,083
MORGAN	155	156	203	170		684	7		691
NEBO		1,352	1,409	532	503	3,796	35	1	3,832
NO. SANPETE		75	197	205		477	11		488
NO. SUMMIT	72	68	75	82		297	1		298
PARK CITY		259	258	240		757	9		766
PIUTE									
RICH		40	46	46		132	1		133
SAN JUAN		117	124	132		373	7		380
SEVIER		380	399	415		1,184	15		1,199
SO. SANPETE		153	155	144		452	4		456
SO. SUMMIT		104	105	95		304	3		307
TINTIC									
TOOELE		120	148	131		399	4		403
UINTAH		454	592	71		1,117	28	1	1,146
WASATCH		247	261	266		774	6		780
WASHINGTON									
WAYNE		51	43	50		144	2		146
WEBER									
SALT LAKE									
OGDEN		966	977	996		2,939	81	3	3,023
PROVO									
LOGAN		404	460	421		1,285	64	1	1,350
MURRAY									
TOTALS	340	7,056	8,126	6,417	503	22,442	406	7	22,855

BEST COPY AVAILABLE



YEAR-END ENROLLMENT BY GRADE
SECONDARY SCHOOLS
1994-95 SCHOOL YEAR

DISTRICT	Seventh	Elighth	Ninth	Tenth	Eleventh	Twelfth	TOTAL 7 thru 12	Special Education	Home- bound & Hosp.	TOTAL Secondary	TOTAL ALL GRADES
ALPINE	3,374	3,336	3,481	3,480	3,161	2,890	19,722	341	2	20,065	41,932
BEAVER	115	126	123	113	114	107	698	5	1	704	1,442
BOX ELDER	550	569	900	868	756	765	4,408	72	7	4,487	11,150
CACHE	1	5	1,088	962	947	1,001	4,004	42		4,046	12,912
CARBON	123	425	441	462	401	360	2,212	32		2,244	5,017
DAGGETT	19	18	10	18	13	14	92			92	210
DAVIS	4,655	4,530	4,677	4,482	3,972	3,887	26,203	549	7	26,759	56,838
DUCHESNE	324	366	409	383	346	296	2,124	38		2,162	4,489
EMERY	300	262	326	298	244	177	1,607	15	1	1,623	3,287
GARFIELD	95	91	109	89	82	81	547	6	1	554	1,144
GRAND	139	115	130	106	96	96	692	12		694	1,525
GRANITE	6,254	6,061	6,283	5,905	5,133	5,375	35,011	1,087	299	36,397	76,796
IRON	74	78	491	513	385	455	1,996	41		2,037	6,294
JORDAN	5,712	5,544	5,598	5,280	4,545	4,519	31,198	669	100	31,967	69,801
JUAB			146	114	129	93	482	20		502	1,681
KANE	35	28	139	122	89	118	531			531	1,453
MILLARD		2	323	305	273	293	1,196	63		1,259	3,875
MORGAN			190	150	145	161	646	8		654	2,038
NEBO	71	936	953	1,522	1,259	1,339	6,080	125	1	6,206	18,419
NO. SANPETE			201	211	170	166	748	9	1	758	2,392
NO. SUMMIT			84	86	92	80	342			342	989
PARK CITY			202	194	172	144	712	41		753	3,003
PIUTE	33	40	44	41	44	35	237	1		238	393
RICH			46	52	40	54	182			192	564
SAN JUAN	140	150	284	243	227	213	1,257	33		1,290	3,429
SEVIER	1	2	428	459	379	362	1,631	29		1,660	4,934
SO. SANPETE	88	101	281	248	227	217	1,162	10		1,172	2,978
SO. SUMMIT			110	98	66	83	357	12		369	1,174
TINTIC	33	23	14	25	15	18	128			128	249
TOOELE	501	484	630	561	503	456	3,135	88	1	3,224	7,366
UINTAH		480	507	504	399	351	2,241	78	2	2,321	6,664
WASATCH			267	249	221	232	969	27		996	3,278
WASHINGTON	1,402	1,358	1,342	1,281	1,075	1,054	7,512	166	12	7,690	16,507
WAYNE			52	48	53	35	188			188	592
WEBER	2,341	2,353	2,485	2,320	2,086	1,904	13,489	470	100	14,059	28,451
SALT LAKE	1,804	1,708	1,779	1,669	1,470	1,400	9,830	486	26	10,342	24,866
OGDEN	4	8	866	805	680	665	3,028	187	2	3,217	12,467
PROVO	969	989	1,065	1,096	1,003	972	6,094	306	1	6,401	13,450
LOGAN			402	426	384	404	1,616	31	1	1,648	5,840
MURRAY	536	557	550	554	454	404	3,055	79		3,134	6,660
TOTALS	29,693	30,745	37,458	36,342	31,850	31,276	197,962	5,178	565	203,105	466,549

44

43



HIGH SCHOOL GRADUATES BY RACE/ETHNICITY AND SEX - REGULAR DIPLOMA
1994-95 SCHOOL YEAR

District	Caucasian		American Indian or Alaskan Native		Hispanic		Asian		Pacific Islander		Black		Total		
	Boys	Girls	Boys	Girls	Boys	Girls	Boys	Girls	Boys	Girls	Boys	Girls	Boys	Girls	TOTAL
ALPINE	1,197	1,253	5	7	13	15	17	12	4	7	1	1	1,237	1,295	2,532
BEAVER	59	45			1	1	1	1	1				61	47	108
BOX ELDER	360	334			7	8	1	2	1				369	344	713
CACHE	437	437	1	2	8	10	2	3					448	452	900
CARBON	152	144	1	1	19	16	1	1		2	1		174	163	337
DAGGETT	4	8											4	8	12
DAVIS	1,748	1,819	3	3	36	38	29	38	2	2	10	10	1,828	1,910	3,738
DUCHESNE	157	139	10	7	6	3				1		1	173	151	324
EMERY	118	101		2	3	1							121	104	225
GARFIELD	45	35					1						45	36	81
GRAND	40	50		1		4		1					40	56	96
GRANITE	2,059	2,172	19	16	71	94	55	53	14	34	17	11	2,235	2,380	4,615
IRON	220	191			1	1							221	193	414
JORDAN	2,046	2,128	8	9	46	52	29	32	3	2	4	2	2,136	2,225	4,361
JUAB	44	45											44	45	89
KANE	61	57	1	2		1	1			1			62	61	123
MILLARD	162	144	5	1	1	3	1	2	1		1		171	150	321
MORGAN	84	60			1	3	1	2					86	65	151
NEBO	609	555	1	2	3	4	1	1					614	562	1,176
NO. SANPETE	89	75	1		1	3	1	1					92	79	171
NO. SUMMIT	38	41											38	41	79
PARK CITY	78	68		1	2	1	1	1					81	71	152
PIUTE	16	15				1		2					16	18	34
RICH	22	31				1							23	31	54
SAN JUAN	70	50	39	27		4	1	1					110	82	192
SEVIER	178	161	10	10	1	1		1	1				190	173	363
SO. SANPETE	109	107	1	1	5		1				1		117	108	225
SO. SUMMIT	39	32		1	4	4							43	37	80
TINTIC	14	4											14	4	18
TOOELE	216	225	4	3	17	24	4	4	2				241	254	495
UINTAH	161	165	4	12	4	3		1					169	181	350
WASATCH	121	121		1		3		2					121	127	248
WASHINGTON	523	506	5	3	12	16	9	3	2	1			551	529	1,080
WAYNE	18	17											18	17	35
WEBER	895	826	4	3	25	13	8	9	1	1	4	6	937	858	1,795
SALT LAKE	429	486	5	9	40	44	30	29	16	18	7	9	527	595	1,122
OGDEN	234	255	1	1	39	46	4	15	1	2	3	12	282	332	614
PROVO	411	430	1	2	14	25	9	12	3	3			438	472	910
LOGAN	152	170	1	1	10	2	13	9					176	182	358
MURRAY	190	197	1			1	5	3					197	205	402
TOTALS	13,605	13,699	131	128	392	449	223	240	50	75	49	52	14,450	14,543	28,993

HIGH SCHOOL GRADUATES BY RACE/ETHNICITY AND SEX - OTHER COMPLETERS
1994-95 SCHOOL YEAR

District	Caucasian		American Indian or Alaskan Native		Hispanic		Asian		Pacific Islander		Black		Total		
	Boys	Girls	Boys	Girls	Boys	Girls	Boys	Girls	Boys	Girls	Boys	Girls	Boys	Girls	TOTAL
ALPINE	84	90				1	1	1					85	92	177
BEAVER															
BOX ELDER	4	2					1					1	4	4	8
CACHE	4	5			2								6	5	11
CARBON	14	6			3	1							17	7	24
DAGGETT															
DAVIS															
DUCHESNE															
EMERY															
GARFIELD															
GRAND		7				1								8	8
GRANITE	11	19			5	5	1	1					17	25	42
IRON	4	4	1										5	4	9
JORDAN															
JUAB															
KANE															
MILLARD															
MORGAN	5	5											5	5	10
NEBO															
NO. SANPETE															
NO. SUMMIT															
PARK CITY															
PIUTE															
RICH															
SAN JUAN			3					1					3	4	7
SEVIER															
SO. SANPETE															
SO. SUMMIT	5	2											5	2	7
TINTIC	1												1		1
TOOELE															
UINTAH															
WASATCH															
WASHINGTON															
WAYNE	29	12			2	2							31	14	45
WEBER	11	24			8	2						1	19	27	46
SALT LAKE	20	10			6	6	1	1	1	1	1	1	29	18	47
OGDEN	7	8					1						7	9	16
PROVO															
LOGAN															
MURRAY															
TOTALS	199	194	4	3	26	20	3	20	3	4	1	1	234	224	458



HIGH SCHOOL GRADUATES BY RACE/ETHNICITY AND SEX - TOTAL OF ALL GRADUATES
1994-95 SCHOOL YEAR

District	Caucasian		American Indian or Alaskan Native		Hispanic		Asian		Pacific Islander		Black		Total		
	Boys	Girls	Boys	Girls	Boys	Girls	Boys	Girls	Boys	Girls	Boys	Girls	Boys	Girls	TOTAL
ALPINE	1,281	1,343	5	7	13	16	18	13	4	7	1	1	1,322	1,387	2,709
BEAVER	59	45			1	1	1	1	1	1			61	47	108
BOX ELDER	364	336			7	8	1	3	1	1	1	1	373	348	721
CACHE	441	442	1	2	10	10	2	3					454	457	911
CARBON	166	150	1	1	22	17	1	1		2	1		191	170	361
DAGGETT	4	8											4	8	12
DAVIS	1,748	1,819	3	3	36	38	29	38	2	2	10	10	1,828	1,910	3,738
DUCHESNE	157	139	10	7	6	3				1		1	173	151	324
EMERY	118	101		2	3	1							121	104	225
GARFIELD	45	35					1						45	36	81
GRAND	40	57		1		5							40	64	104
GRANITE	2,070	2,191	19	16	76	99	56	54	14	34	17	11	2,252	2,405	4,657
IRON	224	195	1	1	1	1	29	32	3	2	4	2	226	197	423
JORDAN	2,046	2,128	8	9	46	52	29	32	3	2	4	2	2,136	2,225	4,361
JUJAB	44	45											44	45	89
KANE	61	57	1	2		1				1			62	61	123
MILLARD	162	144	5	1	1	3	1	2	1	1	1	1	171	150	321
MORGAN	89	65			1	3	1	2	2				91	70	161
NEBO	609	555	1	2	3	4	1	1					614	562	1,176
NO. SANPETE	89	75	1	1	1	3	1	1					92	79	171
NO. SUMMIT	38	41											38	41	79
PARK CITY	78	68		1	2	1	1	1					81	71	152
PIUTE	16	15				1		2					16	18	34
RICH	22	31				1							23	31	54
SAN JUAN	70	50	42	30	5	5	1	1					113	86	199
SEVIER	178	161	10	10	1	1	1	1	1	1			190	173	363
SO. SANPETE	109	107	1	1	5		1				1		117	108	225
SO. SUMMIT	44	34		1	4	4							48	39	87
TINTIC	15	4											15	4	19
TOOELE	216	225	4	3	17	24	4	2	2				241	254	495
UINTAH	161	165	4	12	4	3		1	1				169	181	350
WASATCH	121	121		1		3		2	2				121	127	248
WASHINGTON	523	506	5	3	12	16	9	3	2	1			551	529	1,080
WAYNE	18	17											18	17	35
WEBER	924	838	4	3	27	15	8	9	1	1	4	6	968	872	1,840
SALT LAKE	440	510	5	9	48	46	30	29	16	18	7	10	546	622	1,168
OGDEN	254	265	1	2	45	52	5	16	2	3	4	12	311	350	661
PROVO	418	438	1	2	14	26	9	12	3	3			445	481	926
LOGAN	152	170	1	1	10	2	13	9					176	182	358
MURRAY	190	197	1	1	1	5	5	3	3				197	205	402
TOTALS	13,804	13,893	135	131	418	489	226	244	51	76	50	54	14,684	14,867	29,551



DROPOUTS BY RACE/ETHNICITY
1994-95 SCHOOL YEAR
SEVENTH GRADE

District	Caucasian		American Indian or Alaskan Native		Hispanic		Asian		Pacific Islander		Black		Total		
	Boys	Girls	Boys	Girls	Boys	Girls	Boys	Girls	Boys	Girls	Boys	Girls	Boys	Girls	TOTAL
ALPINE	2	4											2	4	6
BEAVER															
BOX ELDER															
CACHE															
CARBON		1											1	1	2
DAGGETT															
DAVIS	8	5			1								9	5	14
DUCHESNE		3												3	3
EMERY															
GARFIELD															
GRAND															
GRANITE	2		1		1								2	2	4
IRON															
JORDAN															
JUAB															
KANE	2	3										1	3	3	6
MILLARD					1								1	1	1
MORGAN															
NEBO															
NO. SANPETE															
NO. SUMMIT															
PARK CITY															
PIUTE															
RICH															
SAN JUAN				3	1								3	1	4
SEVIER															
SO. SANPETE															
SO. SUMMIT															
TINTIC															
TOOELE															
UINTAH															
WASATCH															
WASHINGTON															
WAYNE															
WEBER															
SALT LAKE															
OGDEN	4	5			10	6							1	14	12
PROVO															
LOGAN															
MURRAY															
TOTALS	18	21	4	2	12	7					1	1	35	31	68



DROPOUTS BY RACE/ETHNICITY
1994-95 SCHOOL YEAR
EIGHTH GRADE

District	Caucasian		American Indian or Alaskan Native		Hispanic		Asian		Pacific Islander		Black		Total	
	Boys	Girls	Boys	Girls	Boys	Girls	Boys	Girls	Boys	Girls	Boys	Girls	Boys	Girls
ALPINE	2	4			1								3	4
BEAVER														
BOX ELDER														
CACHE														
CARBON	4	1											4	1
DAGGETT														
DAVIS	7	16			2	3							9	19
DUCHESNE	2	3											2	3
EMERY														
GARFIELD														
GRAND														
GRANITE	105	111	1	3	8	10	4	5	1		2		119	131
IRON														
JORDAN		1												1
JUAB														
KANE	12	6	1	1									13	7
MILLARD														
MORGAN														1
NEBO		1												1
NO. SANPETE														
NO. SUMMIT														
PARK CITY														
PIUTE														
RICH														
SAN JUAN			7	3									7	3
SEVIER	1												1	1
SO. SANPETE														
SO. SUMMIT														
TINTIC														
TOOELE														
UINTAH														
WASATCH														
WASHINGTON														
WAYNE														
WEBER														1
SALT LAKE													1	1
OGDEN	7	3			2	3			1				10	7
PROVO														
LOGAN														
MURRAY														1
TOTALS	140	147	9	7	13	17	4	6	1		2		169	179
													2	348



DROPOUTS BY RACE/ETHNICITY
1994-95 SCHOOL YEAR
NINTH GRADE

District	Caucasian		American Indian or Alaskan Native		Hispanic		Asian		Pacific Islander		Black		Total		
	Boys	Girls	Boys	Girls	Boys	Girls	Boys	Girls	Boys	Girls	Boys	Girls	Boys	Girls	
ALPINE	3	5			1			1					4	6	
BEAVER															
BOX ELDER	4	3											4	3	
CACHE															
CARBON	7	2			1	1							8	3	
DAGGETT															
DAVIS	22	15											22	15	
DUCHESNE	4	8	1		1								4	10	
EMERY															
GARFIELD															
GRAND	3	9											3	9	
GRANITE	112	136	2		18	14	6	5	1		5	4	144	159	
IRON	5	3			1	3							6	6	
JORDAN															
JUAB		1												1	
KANE	1	1	1		1								3	1	
MILLARD		1												1	
MORGAN															
NEBO															
NO. SANPETE															
NO. SUMMIT															
PARK CITY		1												1	
PIUTE															
RICH															
SAN JUAN			8	4	1								9	4	
SEVIER	6	9	1										7	9	
SO. SANPETE	1	1				2							1	3	
SO. SUMMIT	1	2											1	2	
TINTIC															
TODELE		1				2								3	
UINTAH	1												1	1	
WASATCH	2	3											2	3	
WASHINGTON															
WAYNE															
WEBER															
SALT LAKE	2	5	2		1	2							5	7	
OGDEN	5	10			3	2							8	12	
PROVO															
LOGAN															
MURRAY	2	3											2	3	
TOTALS	181	219	14	5	27	27	6	6	6	1	5	4	234	261	
															495

DROPOUTS BY RACE/ETHNICITY
1994-95 SCHOOL YEAR
TENTH GRADE

District	Caucasian		American Indian or Alaskan Native		Hispanic		Asian		Pacific Islander		Black		Total	
	Boys	Girls	Boys	Girls	Boys	Girls	Boys	Girls	Boys	Girls	Boys	Girls	Boys	Girls
ALPINE	9	2											9	2
BEAVER	1	1											1	1
BOX ELDER	5	6			2	3							7	9
CACHE	6	7			1								7	7
CARBON	8	3			1	1						1	9	5
DAGGETT														
DAVIS	100	83			15	6	4	1	1	2	4	121	95	216
DUCHESNE	1	5	4	3		1						5	9	14
EMERY	1	3										1	3	4
GARFIELD														
GRAND	6	3							1			6	4	10
GRANITE	242	236	3	2	20	28	8	7	4	4	7	284	279	563
IRON	5	15										5	15	20
JORDAN	96	70	1	1	7	3		2			1	104	77	181
JUAB	6	4										6	4	10
KANE	4	2										4	2	6
MILLARD	2											2		2
MORGAN														
NEBO	4	5			2	1						6	6	12
NO. SANPETE														
NO. SUMMIT														
PARK CITY		1												1
PIUTE														
RICH														
SAN JUAN													11	6
SEVIER	8	8										8	8	16
SO. SANPETE	1	1				1						1	2	3
SO. SUMMIT	3	1										3	1	4
TINTIC														
TOOELE	4	4			4	1						8	5	13
UINTAH	6	7										8	7	15
WASATCH	3	4										3	4	7
WASHINGTON	8	6			2	1						12	7	19
WAYNE														
WEBER	11	8			1							12	8	20
SALT LAKE	6	4			3	5						9	9	18
OGDEN	5	5			4	3						9	8	17
PROVO	1	3										1	3	4
LOGAN														
MURRAY	6	5										6	5	11
TOTALS	558	502	23	12	62	54	12	11	4	5	9	688	592	1,280

BEST COPY AVAILABLE

DROPOUTS BY RACE/ETHNICITY
1994-95 SCHOOL YEAR
ELEVENTH GRADE

District	Caucasian		American Indian or Alaskan Native		Hispanic		Asian		Pacific Islander		Black		Total		TOTAL
	Boys	Girls	Boys	Girls	Boys	Girls	Boys	Girls	Boys	Girls	Boys	Girls	Boys	Girls	
ALPINE	15	9				2							15	11	26
BEAVER			1										1		1
BOX ELDER	15	10			3	3							18	13	31
CACHE	10	7			2	2							10	9	19
CARBON	12	3			1	1							12	4	16
DAGGETT															
DAVIS	162	82	1		6	4	2	3			1	2	171	92	263
DUCHESNE	5	9	7		1								13	9	22
EMERY	5	6											5	6	11
GARFIELD															
GRAND	10	2											10	2	12
GRANITE	192	187	3	5	24	17	3	6	4	3	2	7	228	225	453
IRON	20	14								1			20	15	35
JORDAN	133	64	2		14	5	4	3			3	1	156	73	229
JUAB	2	1											2	1	3
KANE	4	3											4	3	7
MILLARD	1	2											1	2	3
MORGAN															
NEBO	10	9											10	9	19
NO. SANPETE															
NO. SUMMIT															
PARK CITY	1	4											1	4	5
PIUTE															
RICH															
SAN JUAN	3	1	12	5									15	7	22
SEVIER	13	8			2	1							15	9	24
SO. SANPETE	1	2			1								2	2	4
SO. SUMMIT	2	2											2	2	4
TINTIC	1												1		1
TOOELE	5	7			2	1							7	8	15
UINTAH	10	8		1									10	10	20
WASATCH	4	3		1	1								5	4	9
WASHINGTON	14	10		1	1								15	12	27
WAYNE															
WEBER	11	3			3								14	3	17
SALT LAKE	13	10	1		8	1							22	11	33
OGDEN	6	6			2	2					1		9	8	17
PROVO	3	8				2							3	10	13
LOGAN															
MURRAY	14	10				1							14	11	25
TOTALS	697	490	26	14	68	46	9	12	4	4	7	10	811	576	1,387

60

59



DROPOUTS BY RACE/ETHNICITY
1994-95 SCHOOL YEAR
TWELFTH GRADE

District	Caucasian		American Indian or Alaskan Native		Hispanic		Asian		Pacific Islander		Black		Total		
	Boys	Girls	Boys	Girls	Boys	Girls	Boys	Girls	Boys	Girls	Boys	Girls	Boys	Girls	TOTAL
ALPINE	16	12				1							16	14	30
BEAVER		1													1
BOX ELDER	22	6		1		2							24	7	31
CACHE	9	7		2									11	8	19
CARBON	5	2				1							6	2	8
DAGGETT		1												1	1
DAVIS	193	106			10	6	10	3	1		2		216	117	333
DUCHESNE	10	9		3		2							15	12	27
EMERY	5	1											5	1	6
GARFIELD															
GRAND	3	3											3	3	6
GRANITE	176	194		3		11	17	5	4	5	1	3	203	221	424
IRON	16	10				1							17	11	28
JORDAN	147	118		1		7	6	1	1		1		156	127	283
JUAB	8												8		8
KANE	5	4											5	4	9
MILLARD	6	3											6	3	9
MORGAN	6	4				1							7	4	11
NEBO	14	3											14	3	17
NO. SANPETE															
NO. SUMMIT	1												1		1
PARK CITY	1	1											1	1	2
PIUTE															
RICH															
SAN JUAN	2	2		16		2							20	12	32
SEVIER	18	13		1			1				1		20	14	34
SO. SANPETE	6						1						6	1	7
SO. SUMMIT	2					1							3		3
TINTIC															
TOOELE	7	4				3	2		1				10	7	17
UINTAH	8	10		1									9	11	20
WASATCH	1												1		1
WASHINGTON	39	28		2								1	41	31	72
WAYNE															
WEBER	34	15					2		1				35	18	53
SALT LAKE	9	12		1		6	5	2	2			1	20	19	39
OGDEN	19	14		1		7	3	1		1			28	19	47
PROVO	63	46		3		2	1						65	51	116
LOGAN															
MURRAY	9	10				1						2	13	11	24
TOTALS	860	639		30		57	49	19	11	9	3	10	985	734	1,719

DROPOUTS BY RACE/ETHNICITY
 1994-95 SCHOOL YEAR
 SELF-CONTAINED

District	Caucasian		American Indian or Alaskan Native		Hispanic		Asian		Pacific Islander		Black		Total	
	Boys	Girls	Boys	Girls	Boys	Girls	Boys	Girls	Boys	Girls	Boys	Girls	Boys	Girls
ALPINE	1	2											1	2
BEAVER														
BOX ELDER														
CACHE														
CARBON														
DAGGETT														
DAVIS	37	13			2		1		1		1		42	13
DUCHESNE														
EMERY														
GARFIELD														
GRAND	3												3	
GRANITE	95	84			1	5	2		1		2		99	91
IRON														
JORDAN														
JUAB	1												1	
KANE														
MILLARD	2	1											2	1
MORGAN														
NEBO														
NO. SANPETE														
NO. SUMMIT														
PARK CITY														
PIUTE														
RICH														
SAN JUAN														
SEVIER														
SO. SANPETE														
SO. SUMMIT														
TINTIC														
TOOELE	4												4	
UINTAH														
WASATCH	1	1											1	1
WASHINGTON	8	1	1										9	1
WAYNE														
WEBER														
SALT LAKE														
OGDEN		2												2
PROVO	3												3	
LOGAN														
MURRAY					1								1	
TOTALS	155	104	1		4	5	3		1		2		166	111
														277

64

03

DROPOUTS BY RACE/ETHNICITY
1994-95 SCHOOL YEAR
TOTAL ALL GRADES AND SELF-CONTAINED

District	Caucasian		American Indian or Alaskan Native		Hispanic		Asian		Pacific Islander		Black		Total		
	Boys	Girls	Boys	Girls	Boys	Girls	Boys	Girls	Boys	Girls	Boys	Girls	Boys	Girls	TOTAL
ALPINE	48	38			2	3							50	43	93
BEAVER	1	2	1										2	2	4
BOX ELDER	46	25		1	7	6							53	32	85
CACHE	25	21	2		1	3							28	24	52
CARBON	36	12	1		3	3						1	40	16	56
DAGGETT		1												1	1
DAVIS	529	320		1	36	19	17	7	2	1	6	8	590	356	946
DUCHESNE	22	37	14	6	3	3							39	46	85
EMERY	11	10											11	10	21
GARFIELD															
GRAND	25	17						1					25	18	43
GRANITE	924	948	12	14	82	92	28	27	15	8	18	19	1,079	1,108	2,187
IRON	46	42			2	4				1			48	47	95
JORDAN	376	253	3	2	28	14	5	6			4	3	416	278	694
JUAB	17	6											17	6	23
KANE	28	19	2	1	1						1		32	20	52
MILLARD	11	8			1								12	8	20
MORGAN	6	4			1								7	4	11
NEBO	28	18			2	1							30	19	49
NO. SANPETE															
NO. SUMMIT	1												1	1	1
PARK CITY	2	7											2	7	9
PIUTE															
RICH															
SAN JUAN	5	3	57	29										1	1
SEVIER	46	38	2		2	2					1		65	33	98
SO. SANPETE	9	4			1	4							10	8	18
SO. SUMMIT	8	5			1								9	5	14
TINTIC	1												1	1	1
TOOELE	20	16			9	6							29	23	52
UINTAH	25	25	3	2		1							28	28	56
WASATCH	11	11		1	1								12	12	24
WASHINGTON	69	45	5	3	3	2					1		77	51	128
WAYNE															
WEBER	56	26			4	2					1		61	29	90
SALT LAKE	30	31	4	1	18	13	2		2		1	1	57	46	103
OGDEN	46	45	1		28	19	1		1		2	2	78	68	146
PROVO	70	57		3	2	3							72	64	136
LOGAN															
MURRAY	31	28			2	3				1	2		36	31	67
TOTALS	2,609	2,122	107	64	243	205	53	46	20	12	36	35	3,068	2,464	5,532

66

(H:\Deanna\SSDROPS5.xls)

65

NUMBERS OF DROPOUTS AND ANNUAL DROPOUT RATES - SCHOOL YEARS 1991-92 THROUGH 1994-95
GRADES 7-12

District	Oct 1991 Fall Enrollment	1991-92 School Year Dropouts	Annual Rate	Oct 1992 Fall Enrollment	1992-93 School Year Dropouts	Annual Rate	Oct 1993 Fall Enrollment	1993-94 School Year Dropouts	Annual Rate	Oct 1994 Fall Enrollment	1994-95 School Year Dropouts	Annual Rate
Alpine	17,793	52	0.29%	18,799	142	0.76%	19,829	97	0.49%	20,293	93	0.46%
Beaver	637	6	0.94%	668	3	0.45%	695	1	0.14%	709	4	0.56%
Box Elder	4,734	78	1.65%	4,964	69	1.39%	5,258	59	1.12%	5,435	85	1.56%
Cache	5,584	36	0.64%	5,885	42	0.71%	6,156	40	0.65%	6,264	52	0.83%
Carbon	2,535	53	2.09%	2,552	35	1.37%	2,551	46	1.80%	2,676	56	2.09%
Daggett	79	0	0.00%	84	0	0.00%	86	1	1.16%	98	1	1.02%
Davis	24,315	537	2.21%	25,890	694	2.68%	26,784	789	2.95%	27,397	946	3.45%
Duchesne	1,947	41	2.11%	2,163	54	2.50%	2,227	53	2.38%	2,308	85	3.68%
Emery	1,564	3	0.19%	1,616	22	1.36%	1,685	37	2.20%	1,689	21	1.24%
Garfield	469	1	0.21%	495	4	0.81%	537	4	0.75%	553	0	0.00%
Grand	676	30	4.44%	718	40	5.57%	742	49	6.60%	762	43	5.64%
Granite	34,964	582	1.66%	36,172	1,014	2.80%	37,056	1,502	4.05%	37,291	2,187	5.86%
Iron	2,385	42	1.76%	2,505	30	1.20%	2,762	67	2.43%	2,895	95	3.28%
Jordan	29,072	483	1.66%	30,779	464	1.51%	32,174	406	1.26%	32,959	694	2.11%
Juab	702	2	0.28%	762	2	0.26%	755	11	1.46%	828	23	2.78%
Kane	644	5	0.78%	684	2	0.29%	665	10	1.50%	722	52	7.20%
Millard	1,721	4	0.23%	1,764	9	0.51%	1,847	36	1.95%	1,900	20	1.05%
Morgan	825	3	0.36%	889	6	0.67%	961	12	1.25%	1,038	11	1.06%
Nebo	7,500	33	0.44%	7,907	39	0.49%	8,389	39	0.46%	8,714	49	0.56%
No. Sanpete	1,055	6	0.57%	1,110	0	0.00%	1,187	1	0.08%	1,185	0	0.00%
No. Summitt	439	0	0.00%	472	5	1.06%	503	3	0.60%	507	1	0.20%
Park City	866	9	1.04%	1,033	15	1.45%	1,180	24	2.03%	1,270	9	0.71%
Plute	222	0	0.00%	232	0	0.00%	224	1	0.45%	231	0	0.00%
Rich	246	2	0.81%	266	0	0.00%	277	1	0.36%	286	1	0.35%
San Juan	1,631	45	2.76%	1,612	24	1.49%	1,684	40	2.38%	1,628	98	6.02%
Sevier	2,418	99	4.09%	2,456	70	2.85%	2,524	96	3.80%	2,555	91	3.56%
So. Sanpete	1,291	22	1.70%	1,399	18	1.29%	1,458	18	1.23%	1,501	18	1.20%
So. Summitt	512	6	1.17%	532	12	2.26%	565	17	3.01%	581	14	2.41%
Tintic	118	0	0.00%	122	0	0.00%	124	1	0.81%	145	1	0.69%
Tooele	3,317	42	1.27%	3,394	49	1.44%	3,498	53	1.52%	3,614	52	1.44%
Uintah	2,863	49	1.71%	2,907	62	2.13%	3,045	58	1.90%	3,144	56	1.78%
Wasatch	1,425	43	3.02%	1,506	39	2.59%	1,514	20	1.32%	1,580	24	1.52%
Washington	6,080	64	1.05%	6,687	74	1.11%	7,371	103	1.40%	7,902	128	1.62%
Wayne	286	1	0.35%	283	2	0.71%	300	0	0.00%	287	0	0.00%
Weber	12,130	81	0.67%	12,672	135	1.07%	12,926	110	0.85%	13,304	90	0.68%
Salt Lake	10,147	524	5.16%	10,405	455	4.37%	10,604	310	2.92%	10,716	103	0.96%
Ogden	5,142	185	3.60%	5,301	352	6.64%	5,459	191	3.50%	5,542	146	2.63%
Provo	6,264	88	1.40%	6,329	58	0.92%	6,501	141	2.17%	6,494	136	2.09%
Logan	2,322	4	0.17%	2,472	1	0.04%	2,516	0	0.00%	2,615	0	0.00%
Murray	2,884	14	0.49%	3,054	8	0.26%	3,186	107	3.36%	3,263	67	2.05%
TOTALS	199,804	3,275	1.64%	209,540	4,050	1.93%	217,805	4,550	2.09%	222,881	5,552	2.49%



FULL TIME EQUIVALENT CERTIFICATED PERSONNEL - 1994-95
INSTRUCTION - TEACHERS

DISTRICT	PRE-KINDERGARTEN		KINDERGARTEN	ELEMENTARY	MIDDLE	SECONDARY	RESOURCE				TOTAL RESOURCE
	KINDERGARTEN	PRE-KINDERGARTEN					SPECIFIC LEARNING DISABLED	SPEECH PATHOLOGY	VISUALLY IMPAIRED	GENERAL RESOURCE	
Alpine	3.000	64.594	662.024	0.000	693.568	8.000	19.692	1.000	9.554	38.246	
Beaver	0.000	3.000	29.600	0.000	31.506	0.000	0.000	0.000	2.870	2.870	
Box Elder	0.000	17.000	189.100	41.700	179.650	3.100	10.000	0.000	34.400	47.500	
Cache	0.000	19.500	185.400	132.217	127.850	0.000	14.000	0.000	30.500	44.500	
Carbon	0.000	9.000	69.700	19.340	96.349	5.500	4.000	1.000	12.000	22.500	
Daggett	0.000	1.000	5.100	0.000	8.750	0.000	0.000	0.000	1.000	1.000	
Davis	5.939	87.666	981.798	0.000	1,011.171	3.000	27.700	2.600	139.458	172.758	
Duchesne	0.000	9.000	87.500	0.000	93.096	1.000	1.000	0.000	11.667	13.667	
Emery	0.000	10.000	70.000	0.000	74.150	0.000	1.000	0.000	12.350	13.350	
Garfield	0.000	2.170	24.630	7.000	23.266	0.000	0.000	0.000	4.330	4.330	
Grand	0.000	2.500	36.757	0.000	39.700	2.000	1.000	0.000	6.000	9.000	
Granite	18.470	117.362	1,336.690	0.000	1,388.177	5.266	53.052	4.000	194.146	256.464	
Iron	0.000	10.500	110.000	0.000	121.501	0.000	4.000	0.000	13.330	17.330	
Jordan	4.000	100.500	1,229.450	0.000	1,197.393	18.000	60.600	3.000	123.600	205.200	
Juab	1.000	2.500	25.000	14.500	17.660	0.000	1.000	0.000	6.500	7.500	
Kane	0.400	3.514	25.069	11.730	32.389	0.000	0.000	0.000	4.670	4.670	
Millard	3.000	6.330	57.670	44.244	57.342	0.000	2.000	0.000	15.160	17.160	
Morgan	1.000	3.000	25.545	27.010	29.448	0.000	0.000	0.000	5.400	5.400	
Nebo	0.000	26.000	252.827	114.540	216.360	2.180	11.500	0.000	44.030	57.710	
No. Sanpete	0.000	3.500	45.000	20.000	29.700	0.000	1.000	0.000	11.250	12.250	
No. Summit	0.000	1.500	13.000	13.170	17.500	0.000	0.500	0.000	2.830	3.330	
Park City	0.000	6.000	53.500	36.333	34.800	1.000	0.800	0.000	7.000	8.800	
Plute	0.000	0.500	5.250	0.000	13.950	0.000	0.000	0.000	1.800	1.800	
Rich	0.000	1.500	11.500	0.000	17.670	0.220	0.495	0.227	1.000	1.942	
San Juan	2.500	8.300	76.950	21.500	83.070	0.000	1.000	0.000	11.000	12.000	
Sevier	2.000	8.360	69.000	45.359	67.852	1.000	2.000	0.000	17.140	20.140	
So. Sanpete	0.000	4.000	45.000	22.000	57.482	0.000	2.000	0.000	8.000	10.000	
So. Summit	0.000	2.000	20.000	14.000	18.900	0.000	0.600	0.000	4.000	4.600	
Tintic	0.000	0.660	6.160	0.000	8.872	0.000	0.000	0.000	1.170	1.170	
Tooele	0.500	11.660	130.840	15.110	140.540	1.000	4.000	0.000	28.749	33.749	
Uintah	0.000	11.500	116.000	45.666	95.724	3.000	2.000	0.000	35.250	40.250	
Wasatch	0.000	5.000	50.069	32.840	37.540	0.000	1.600	0.000	10.450	12.050	
Washington	0.000	22.500	268.510	0.000	289.121	0.000	5.000	0.000	36.930	41.930	
Wayne	0.000	1.500	12.500	6.870	13.000	0.000	0.000	0.000	2.590	2.590	
Weber	1.500	40.529	467.586	0.000	481.397	0.000	19.843	0.000	105.907	125.750	
Salt Lake	7.500	46.970	530.296	0.000	407.578	0.000	12.500	1.388	47.600	61.488	
Ogden	0.000	22.500	219.540	115.516	155.440	1.000	11.559	1.000	38.689	52.248	
Provo	2.505	29.070	213.686	0.000	230.214	7.606	10.323	1.000	25.010	43.939	
Logan	0.000	11.500	103.500	62.229	67.841	0.000	7.750	0.000	9.000	16.750	
Murray	0.000	11.000	133.200	0.000	126.165	1.000	3.000	0.000	13.000	17.000	
TOTALS	53.314	745.185	7,994.947	862.874	7,833.682	63.872	296.514	15.215	1,089.330	1,464.931	

FULL TIME EQUIVALENT CERTIFICATED PERSONNEL - 1994-95
INSTRUCTION -- TEACHERS

DISTRICT	SELF-CONTAINED											TOTAL TEACHERS (NOT PRE-K)	DISABLED PRE-SCHOOL
	INTELL. DISABLED	BEHAVIOR DISORDERED	MILD MODERATE DISABLED	SEVERELY DISABLED	HEARING IMPAIRED	PHYSICALLY IMPAIRED	TOTAL SELF-CONTAINED	HOME-BOUND & HOSP.	TEACHER INTERNS	TOTAL TEACHERS	DISABLED PRE-SCHOOL		
Alpine	34,336	3,000	112,347	7,000	3,000	0,000	159,683	1,000	68,400	1,687,515	2,000		
Beaver	1,000	0,000	0,000	0,000	0,000	0,000	1,000	0,000	0,000	67,976	0,490		
Box Elder	5,000	0,000	3,600	1,000	0,000	0,000	9,600	0,000	9,000	493,550	0,000		
Cache	1,000	1,000	1,500	7,000	1,000	0,000	11,500	0,500	1,000	522,467	3,000		
Carbon	7,000	0,000	6,500	1,500	0,000	0,000	15,000	0,000	0,000	231,889	0,000		
Daggett	0,000	0,000	0,000	0,000	0,000	0,000	0,000	0,000	0,000	15,850	0,000		
Davis	38,400	1,000	34,700	11,400	6,000	0,000	91,500	0,170	0,000	2,345,063	4,400		
Duchesne	0,000	0,000	11,500	1,000	1,000	0,000	13,500	0,000	0,000	216,763	2,000		
Emery	0,000	0,000	0,000	0,000	0,000	0,000	0,000	0,000	0,000	167,500	0,000		
Garfield	0,000	0,000	0,000	0,000	0,000	0,000	0,000	0,000	2,000	63,396	0,000		
Grand	0,000	0,000	0,000	0,000	0,000	0,000	0,000	0,000	0,000	87,957	1,000		
Granite	26,739	32,257	3,000	3,355	0,000	3,000	68,351	4,000	7,894	3,178,938	8,000		
Iron	0,000	0,000	9,000	0,000	0,000	0,000	9,000	0,000	0,000	268,331	1,500		
Jordan	48,900	12,500	37,700	7,000	4,000	1,000	111,100	1,000	24,800	2,869,443	4,000		
Juab	2,000	0,000	0,000	1,000	0,000	0,000	3,000	0,000	0,000	70,160	0,000		
Kane	0,000	0,000	0,000	0,000	0,000	0,000	0,000	0,000	0,000	77,372	0,000		
Millard	0,000	0,000	0,000	0,000	0,000	0,000	0,000	0,000	0,000	182,746	1,000		
Morgan	0,000	0,000	0,000	0,000	0,000	0,000	0,000	0,000	0,000	92,403	0,000		
Nebo	5,400	2,020	2,500	2,000	0,000	0,000	11,920	1,000	46,700	727,057	2,000		
Ne. Sanpete	0,250	0,000	0,000	0,000	0,000	0,000	0,250	0,000	0,000	110,700	1,000		
No. Summit	0,000	0,000	0,000	0,000	0,000	0,000	0,000	0,000	0,000	48,500	0,000		
Park City	0,000	0,000	0,000	1,700	1,000	0,000	2,700	0,000	0,000	142,133	1,000		
Plute	0,000	0,000	0,000	0,000	0,000	0,000	0,000	0,000	0,000	21,500	1,000		
Rich	0,220	0,000	0,000	0,000	0,000	0,000	0,220	0,000	0,000	32,832	0,000		
San Juan	1,000	0,000	11,080	2,000	0,000	0,000	14,080	0,000	0,000	215,900	4,500		
Sevier	0,000	0,000	1,290	0,000	0,000	0,000	1,290	0,000	5,899	217,900	0,000		
So. Sanpete	3,000	0,000	1,500	0,000	0,000	0,000	4,500	0,000	0,000	142,982	3,500		
So. Summit	0,000	0,000	0,000	0,000	0,000	0,000	0,000	0,000	0,000	59,500	0,000		
Tintic	0,000	0,000	0,000	0,000	0,000	0,000	0,000	0,000	0,000	16,862	0,500		
Tooele	1,000	0,000	2,000	2,000	0,000	0,000	5,000	0,000	2,000	338,899	4,000		
Uintah	4,000	0,000	1,000	0,000	1,000	0,000	6,000	1,500	0,000	316,640	0,000		
Wasatch	2,000	0,000	0,000	0,000	0,000	0,000	2,000	0,000	2,700	142,199	0,900		
Washington	7,000	0,000	13,250	4,000	0,000	0,000	24,250	1,900	0,000	648,211	3,960		
Wayne	0,000	0,000	0,000	0,000	0,000	0,000	0,000	0,000	0,000	36,460	0,410		
Weber	11,000	4,000	68,697	15,940	1,000	0,000	20,000	1,800	0,000	1,137,062	3,500		
Salt Lake	18,000	7,000	16,500	7,700	0,000	0,000	88,637	3,666	0,500	1,139,135	4,500		
Ogden	15,909	14,000	30,305	3,505	0,000	0,000	49,200	0,000	0,000	614,444	1,550		
Logan	1,000	2,000	6,330	5,500	0,000	0,000	63,719	0,000	21,644	602,272	0,000		
Murray	2,000	1,000	3,000	3,000	0,000	0,000	14,830	0,000	0,000	276,650	2,000		
TOTALS	237,154	79,777	380,299	93,600	18,000	4,000	812,830	16,536	192,537	19,923,522	62,610		

72

71

DISTRICT	SUPPORT SERVICES STUDENTS						SUPPORT SERVICES INSTRUCTIONAL STAFF SUPERVISORS OR DIRECTORS				
	SOCIAL WORKERS	COUNSELORS GUIDANCE PERSONNEL	AUDIOLOGISTS	PSYCHOLOGISTS PSYCHOMETRISTS	TOTAL SERVICES STUDENTS	DISTRICT	ELEMENTARY	MIDDLE	SECONDARY	TOTAL	
Alpine	0.000	55.716	0.000	16.000	71.716	15.000	0.000	0.000	2.000	17.000	
Beaver	0.000	1.000	0.000	0.000	1.000	1.000	0.600	0.000	0.000	1.600	
Box Elder	0.500	14.000	0.500	1.000	16.000	4.000	0.000	0.000	0.000	4.000	
Cache	0.000	12.750	1.000	4.000	17.750	6.000	0.000	0.000	0.000	6.000	
Carbon	0.000	4.830	0.000	1.500	6.330	4.000	0.000	0.000	0.170	4.170	
Daggett	0.000	0.000	0.000	0.000	0.000	0.000	0.000	0.000	0.000	0.000	
Davis	10.890	47.334	2.500	12.975	73.699	21.000	2.000	0.000	0.000	23.000	
Duchesne	1.000	0.850	0.000	1.000	2.850	2.000	0.000	0.000	0.000	2.000	
Emery	0.000	1.000	1.000	1.000	3.000	2.000	0.000	0.000	0.000	2.000	
Garfield	0.000	3.680	0.000	0.000	3.680	0.750	0.000	0.000	0.000	0.750	
Grand	0.000	2.700	0.000	0.600	3.300	0.000	1.000	0.000	1.000	2.000	
Granite	18.156	122.662	5.000	27.063	172.881	26.000	3.000	0.000	0.000	29.000	
Iron	0.000	3.335	0.000	1.000	4.335	3.000	0.000	0.000	0.000	3.000	
Jordan	10.500	78.282	2.900	47.100	138.782	17.000	0.000	0.000	1.000	18.000	
Juab	0.000	1.840	0.000	0.000	1.840	0.000	0.000	0.600	1.000	1.600	
Kane	0.000	2.070	0.000	0.000	2.070	0.000	0.250	0.000	0.000	0.250	
Millard	1.000	3.150	0.000	2.000	6.150	2.000	0.000	0.000	1.000	3.000	
Morgan	0.000	5.070	0.000	0.000	5.070	0.000	0.000	0.000	0.000	0.000	
Nebo	1.200	26.096	0.000	9.250	36.546	8.000	0.000	0.000	0.500	8.500	
No. Sanpete	0.000	2.000	0.000	0.000	2.000	2.000	0.000	0.000	0.000	2.000	
No. Summit	0.000	2.000	0.000	0.000	2.000	0.000	0.100	0.100	0.500	0.700	
Park City	1.000	4.500	0.000	1.400	6.900	2.000	0.000	0.170	1.000	3.170	
Plute	0.000	1.000	0.000	0.000	1.000	1.000	0.000	0.000	0.000	1.000	
Rich	0.000	0.950	0.000	0.000	0.950	0.000	0.000	0.000	0.000	0.000	
San Juan	0.000	6.000	0.000	0.000	6.000	4.000	0.000	0.000	0.000	4.000	
Sevier	0.000	1.000	0.000	0.000	1.000	2.000	0.000	0.000	0.000	2.000	
So. Sanpete	0.000	1.860	0.000	0.800	2.660	0.000	0.000	0.000	0.000	0.000	
So. Summit	0.000	2.100	0.000	0.000	2.100	0.000	0.000	0.000	0.500	0.500	
Tintic	0.000	0.340	0.000	0.000	0.340	0.410	0.000	0.000	0.000	0.410	
Tooele	1.000	10.000	0.000	1.000	12.000	0.000	1.000	0.000	0.000	1.000	
Uintah	0.000	7.410	0.000	1.000	8.410	3.776	0.000	0.000	0.000	3.776	
Wasatch	0.000	4.320	0.000	0.000	4.320	0.000	1.000	0.000	0.750	1.750	
Washington	0.000	22.044	0.000	1.000	23.044	4.000	0.000	0.000	0.580	4.580	
Wayne	0.000	0.840	0.000	0.000	0.840	0.000	0.000	0.000	0.500	0.500	
Weber	3.000	40.750	0.000	2.000	45.750	11.000	1.000	0.000	0.000	12.000	
Salt Lake	16.500	46.974	1.000	3.750	68.224	11.600	0.000	0.000	7.000	18.600	
Ogden	4.630	22.630	0.679	2.859	30.798	11.000	0.000	0.000	1.000	12.000	
Provo	1.000	15.000	1.000	12.505	29.505	9.009	1.000	0.000	0.000	10.009	
Logan	0.000	7.000	0.000	1.000	8.000	3.000	1.000	0.000	0.000	4.000	
Murray	0.000	10.507	0.000	3.000	13.507	5.000	0.500	0.000	1.000	6.500	
TOTALS	70.376	595.590	15.579	154.802	636.347	181.545	12.450	0.870	19.500	214.365	

74

(H:\Deanna\CERTPERS.xls)

73



FULL TIME EQUIVALENT CERTIFICATED PERSONNEL - 1994-95

DISTRICT	SUPPORT SERVICES INSTRUCTIONAL STAFF CONSULTANTS & SPECIALISTS					SUPPORT SERVICES INSTRUCTIONAL STAFF MEDIA CENTERS					TOTAL INSTRUC- TIONAL
	DISTRICT	ELEMENTARY	MIDDLE	SECONDARY	TOTAL	DISTRICT	ELEMENTARY	MIDDLE	SECONDARY	TOTAL	
Alpine	5.000	28.787	0.000	5.558	39.345	0.000	0.000	0.000	12.500	12.500	68.845
Beaver	0.000	0.000	0.000	0.000	0.000	0.000	0.000	0.000	0.920	0.920	2.520
Box Elder	1.000	0.000	0.000	0.000	1.000	0.000	0.000	1.000	3.000	4.000	9.000
Cache	0.000	0.000	0.000	0.000	0.000	1.000	0.000	5.000	3.000	20.000	26.000
Carbon	0.000	0.000	0.000	0.000	0.000	0.000	0.000	0.660	2.170	2.830	7.000
Daggett	0.000	0.000	0.000	0.000	0.000	0.000	0.000	0.000	0.000	0.000	0.000
Davis	16.130	22.200	0.000	22.895	61.225	0.000	0.000	0.000	20.330	20.330	104.555
Duchesne	0.000	0.000	0.000	0.000	0.000	1.000	0.000	3.000	1.500	5.500	7.500
Emery	1.000	0.000	0.000	0.000	1.000	0.000	0.000	0.000	0.500	0.500	3.500
Garfield	0.000	0.000	0.000	0.000	0.000	0.000	0.000	0.000	0.000	0.000	0.750
Grand	0.000	0.000	0.000	0.000	0.000	0.000	0.000	1.000	1.500	2.500	4.500
Granite	32.304	11.571	0.000	0.000	43.875	0.000	0.000	38.540	22.892	61.432	134.307
Iron	1.000	1.000	0.000	0.000	1.000	0.000	0.000	0.000	2.000	2.000	6.000
Jordan	19.600	1.000	0.000	0.840	21.440	3.000	0.000	0.000	19.000	22.000	61.440
Juab	0.000	0.000	0.000	1.000	1.000	0.000	0.000	0.000	0.000	0.000	2.600
Kane	0.000	0.000	0.000	0.000	0.000	0.000	0.000	0.000	0.000	0.000	0.250
Millard	0.000	0.000	0.000	0.000	0.000	0.000	0.000	3.000	2.000	1.340	9.340
Morgan	0.000	0.000	0.000	0.000	0.000	0.000	0.000	0.000	1.000	0.000	1.000
Nabo	6.000	2.000	0.000	0.000	8.000	1.000	0.000	0.000	5.000	8.580	25.080
No. Sanpete	0.000	0.000	0.000	0.000	0.000	0.000	0.000	0.000	0.000	0.000	2.000
No. Summit	0.000	0.000	0.000	0.000	0.000	0.000	0.000	0.000	0.000	0.000	1.700
Park City	0.000	0.000	0.000	0.000	0.000	0.000	0.000	0.000	1.000	1.000	4.170
Plute	0.000	2.000	0.000	0.000	2.000	0.000	0.000	0.000	0.500	0.500	3.500
Rich	0.000	0.255	0.000	0.380	0.635	0.000	0.000	0.000	0.000	0.000	0.635
San Juan	0.000	0.000	0.000	2.000	2.000	0.000	0.000	4.000	3.000	8.000	14.000
Sewler	0.000	0.000	0.000	0.000	0.000	0.000	0.000	0.000	0.000	0.000	2.000
So. Sanpete	0.000	0.000	0.000	0.000	0.000	0.000	0.000	0.000	0.000	0.000	0.000
So. Summit	0.000	0.000	0.000	0.000	0.000	0.000	0.000	1.000	1.000	2.000	2.500
Tintic	0.000	0.000	0.000	0.000	0.000	0.000	0.000	0.000	0.274	0.274	0.684
Tooele	2.000	1.000	0.000	0.000	3.000	0.000	0.000	0.000	3.000	3.000	7.000
Uintah	2.759	2.000	0.000	0.000	4.759	0.000	0.000	1.000	2.000	3.000	11.535
Wasatch	0.000	0.000	0.000	0.000	0.000	0.000	0.000	0.000	1.000	2.000	3.750
Washington	4.071	0.000	0.000	0.430	4.501	0.000	0.000	2.000	8.000	10.000	19.081
Wayne	0.000	0.500	0.500	1.160	2.160	0.000	0.000	0.000	0.000	0.000	2.660
Weber	12.000	0.000	0.000	8.180	20.180	0.000	0.000	0.000	11.800	11.800	43.980
Salt Lake	9.500	3.500	0.000	5.500	18.500	0.000	0.000	27.000	11.000	38.000	75.100
Ogden	10.000	2.000	0.660	1.000	13.660	1.000	0.000	10.740	4.000	3.000	18.740
Provo	0.505	0.000	0.000	0.000	0.505	0.000	0.000	10.505	1.000	1.000	11.505
Logan	0.000	0.000	0.000	0.000	0.000	0.000	0.000	3.600	1.000	1.000	5.600
Murray	0.000	0.000	0.000	1.080	1.080	0.000	0.000	0.000	4.000	4.000	11.580
TOTALS	122.869	76.813	1.160	50.023	250.865	7.000	115.365	21.240	147.226	290.851	756.081



DISTRICT	SUPPORT SERVICES DISTRICT GEN. ADMIN.						SUPPORT SERVICES SCHOOL ADMINISTRATION			
	SUPERIN- TENDENTS	ASST. SUPERIN- TENDENTS	BUSINESS MANAGERS & CLERKS	SUPERVISORS AND COORDINATORS	TOTAL SUPPORT DIST. ADMIN.	PRINCIPALS				
						ELEMENTARY	MIDDLE	SECONDARY	TOTAL	
Alpine	1.000	4.000	0.000	0.000	5.000	30.000	0.000	13.000	43.000	
Beaver	1.000	0.000	0.000	0.000	1.000	1.300	0.000	2.000	3.300	
Box Elder	1.000	0.000	0.000	0.000	1.000	13.500	1.000	4.000	18.500	
Cache	1.000	1.000	0.000	0.000	2.000	11.000	6.000	4.000	21.000	
Carbon	1.000	1.000	0.000	0.000	1.000	6.000	1.000	4.000	11.000	
Daggett	1.000	0.000	0.000	0.000	1.000	0.400	0.000	0.650	1.050	
Davis	1.000	3.000	0.000	1.449	5.449	46.000	0.000	22.000	68.000	
Duchesne	1.000	1.000	0.000	0.000	2.000	6.000	0.000	4.000	10.000	
Emery	1.000	0.000	0.000	0.000	1.000	5.000	0.000	4.000	9.000	
Garfield	1.000	0.000	0.000	0.000	1.000	1.700	1.000	3.000	5.700	
Grand	1.000	0.000	0.000	0.000	1.000	1.000	0.000	2.000	3.000	
Granite	1.000	3.000	0.000	0.000	4.000	63.000	0.000	24.000	87.000	
Iron	1.000	1.000	0.000	0.000	2.000	7.000	0.000	4.000	11.000	
Jordan	1.000	4.000	0.000	1.500	6.500	49.000	0.000	26.000	75.000	
Juab	1.000	0.000	0.000	0.000	1.000	1.000	0.400	1.000	2.400	
Kane	1.000	0.000	1.000	0.000	2.000	1.500	1.000	1.500	4.000	
Millard	1.000	0.000	0.000	0.000	1.000	3.000	2.000	2.500	7.500	
Morgan	1.000	0.000	0.000	0.000	1.000	1.000	1.000	1.000	3.000	
Nebo	1.000	0.000	0.000	0.000	1.000	15.000	3.000	6.670	24.670	
No. Sanpete	1.000	1.000	0.000	0.000	2.000	3.500	1.000	1.000	5.500	
No. Summit	1.000	0.000	0.000	0.000	1.000	0.800	0.900	1.000	2.800	
Park City	1.000	0.000	0.000	0.000	1.000	3.000	1.000	1.000	5.000	
Plute	1.000	0.000	0.000	0.000	1.000	0.000	0.000	1.000	1.000	
Rich	0.800	0.000	0.000	0.000	0.800	0.000	0.000	2.200	2.200	
San Juan	1.000	1.000	0.000	0.000	2.000	6.000	1.000	4.000	11.000	
Sevier	1.000	0.000	1.000	0.000	2.000	5.000	3.000	4.000	12.000	
So. Sanpete	1.000	1.000	0.000	0.000	2.000	3.000	2.000	2.000	7.000	
So. Summit	1.000	0.000	0.000	0.000	1.000	1.000	1.000	1.000	3.000	
Tintic	0.420	0.000	0.000	0.000	0.420	1.000	0.000	2.000	3.000	
Tooele	1.000	1.000	0.000	0.000	2.000	8.000	1.000	3.000	12.000	
Uintah	1.000	1.000	0.000	0.000	2.000	8.000	2.000	2.000	12.000	
Wasatch	1.000	0.000	1.000	0.000	2.000	3.000	1.000	1.000	5.000	
Washington	1.000	1.000	0.000	0.000	2.000	12.860	0.000	10.830	23.690	
Wayne	1.000	0.000	0.000	0.000	1.000	0.000	0.000	0.000	0.000	
Weber	1.000	2.000	0.000	0.000	3.000	24.600	0.000	13.000	37.600	
Salt Lake	1.000	1.000	0.000	0.000	2.000	25.000	0.000	13.000	38.000	
Ogden	1.000	0.000	0.000	0.000	1.000	17.000	3.000	3.000	23.000	
Provo	1.000	0.000	0.000	0.000	1.000	11.000	0.000	4.505	15.505	
Logan	1.000	1.000	0.000	0.000	2.000	5.000	1.000	1.000	7.000	
Murray	1.000	0.000	0.000	0.000	1.000	7.000	0.000	2.000	9.000	
TOTALS	39.220	27.000	3.000	2.948	72.168	407.260	34.300	201.855	643.415	

77

78



FULL TIME EQUIVALENT CERTIFICATED PERSONNEL - 1994-95

DISTRICT	SUPPORT SERVICES SCHOOL ADMIN. ASSISTANT PRINCIPALS				SUPPORT SERVICES SCHOOL ADMIN. PRINCIPALS & ASST. PRINCIPALS COMBINED				TOTAL NON-TCHG. PERSONNEL	TOTAL ALL CERT. PERSONNEL
	ELEMENTARY	MIDDLE	SECONDARY	TOTAL	ELEMENTARY	MIDDLE	SECONDARY	TOTAL SCHOOL ADMIN.		
Alpine	3,000	0,000	24,500	27,500	33,000	0,000	37,500	70,500	216,061	1,908,576
Beaver	0,000	0,000	0,570	0,570	1,300	0,000	2,570	3,870	8,390	76,856
Box Elder	2,000	1,000	3,000	6,000	15,500	2,000	7,000	24,500	50,500	544,050
Cache	0,000	3,000	4,000	7,000	11,000	9,000	8,000	28,000	73,750	599,217
Carbon	1,000	1,000	1,000	3,000	7,000	2,000	5,000	14,000	28,330	260,219
Daggett	0,000	0,000	0,000	0,000	0,400	0,000	0,650	1,050	2,050	17,900
Davis	0,000	0,000	35,888	35,888	46,000	0,000	57,888	103,888	287,591	2,642,993
Duchesne	2,000	0,000	2,840	4,840	8,000	0,000	6,840	14,840	27,190	245,953
Emery	0,000	0,000	1,000	1,000	5,000	0,000	5,000	10,000	17,500	185,000
Garfield	0,000	0,000	0,000	0,000	1,700	1,000	3,000	5,700	11,130	74,526
Grand	0,000	0,000	1,000	1,000	1,000	0,000	3,000	4,000	12,800	101,757
Granite	10,203	0,000	44,157	54,360	73,203	0,000	68,157	141,360	452,548	3,657,956
Iron	0,000	0,000	2,000	2,000	7,000	0,000	6,000	13,000	25,335	295,166
Jordan	4,000	0,000	36,500	40,500	53,000	0,000	62,500	115,500	322,222	3,199,665
Juab	0,000	1,000	0,000	1,000	1,000	1,400	1,000	3,400	8,840	80,000
Kane	0,000	0,000	0,000	0,000	1,500	1,000	1,500	4,000	8,320	86,092
Millard	0,000	0,840	1,000	1,840	3,000	2,840	3,500	9,340	25,830	212,576
Morgan	0,000	0,130	0,950	1,080	1,000	1,130	1,950	4,080	11,150	104,553
Nebo	5,500	2,000	5,000	12,500	20,500	5,000	11,670	37,170	99,796	828,853
No. Sanpete	0,000	1,000	2,000	3,000	3,500	2,000	3,000	8,500	14,500	126,200
No. Summit	0,000	0,000	0,000	0,000	0,900	0,900	1,000	2,800	7,500	56,000
Park City	0,000	1,000	1,000	2,000	3,000	2,000	2,000	7,000	19,070	162,203
Plute	0,000	0,000	0,000	0,000	0,000	0,000	1,000	1,000	6,500	29,000
Rich	0,000	0,000	0,000	0,000	0,000	0,000	2,200	2,200	4,585	37,417
San Juan	0,000	0,000	1,000	1,000	6,000	1,000	5,000	12,000	34,000	256,900
Sevier	0,000	0,000	1,000	1,000	5,000	3,000	5,000	13,000	18,000	237,900
So. Sanpete	0,000	0,000	1,000	1,000	3,000	2,000	3,000	8,000	12,660	159,142
So. Summit	0,000	0,000	0,000	0,000	1,000	1,000	1,000	3,000	8,600	68,100
Tintic	0,000	0,000	0,000	0,000	1,000	0,000	2,000	3,000	4,444	21,806
Tooele	0,000	0,000	5,000	5,000	8,000	1,000	8,000	17,000	38,000	381,399
Uintah	0,000	1,000	3,000	4,000	8,000	3,000	5,000	16,000	37,945	354,585
Wasatch	0,000	1,000	1,000	2,000	3,000	2,000	2,000	7,000	17,070	160,169
Washington	2,000	0,000	6,000	8,000	14,860	0,000	16,830	31,690	75,815	727,886
Wayne	0,000	0,000	0,000	0,000	0,000	0,000	0,000	0,000	4,500	41,370
Weber	1,000	0,000	19,170	20,170	25,600	0,000	32,170	57,770	150,500	1,292,562
Salt Lake	1,000	0,000	7,000	8,000	26,000	0,000	20,000	46,000	191,324	1,342,459
Ogden	0,000	5,000	3,000	8,000	17,000	8,000	6,000	31,000	107,198	723,192
Provo	2,000	0,000	9,010	11,010	13,000	0,000	13,515	26,515	79,039	683,816
Logan	1,000	2,000	2,000	5,000	6,000	3,000	3,000	12,000	31,600	310,250
Murray	0,000	0,000	3,000	3,000	7,000	0,000	5,000	12,000	38,087	395,452
TOTALS	34,703	19,970	227,585	282,258	441,963	54,270	429,440	925,673	2,590,270	22,629,716

80

79



FULL TIME EQUIVALENT CERTIFICATED PERSONNEL - 1994-95
RACE/ETHNICITY (NOT INCLUDING SUMMER TEACHERS)

DISTRICT	AMERICAN INDIAN OR ALASKAN NATIVE			HISPANIC			ASIAN			PACIFIC ISLANDER		
	MALE	FEMALE	TOTAL	MALE	FEMALE	TOTAL	MALE	FEMALE	TOTAL	MALE	FEMALE	TOTAL
	Alpine	0.000	6.000	6.000	6.643	12.144	18.787	6.571	5.785	12.356	0.000	0.000
Beaver	1.000	0.000	1.000	0.000	0.000	0.000	0.000	0.000	0.000	0.000	0.000	0.000
Box Elder	0.000	1.000	1.000	1.000	1.000	2.000	0.000	1.000	1.000	0.000	0.000	0.000
Cache	0.000	2.000	2.000	1.000	1.000	2.000	0.000	0.000	0.000	9.000	4.000	13.000
Carbon	0.000	2.000	2.000	5.000	7.000	12.000	1.000	0.000	1.000	0.000	0.000	0.000
Daggett	0.000	0.000	0.000	0.000	0.000	0.000	0.000	0.000	0.000	0.000	0.000	0.000
Davis	1.000	4.000	5.000	4.000	23.249	27.249	10.000	18.000	28.000	0.000	0.000	0.000
Duchesne	0.000	0.000	0.000	0.000	0.000	0.000	1.000	0.000	1.000	0.000	0.000	0.000
Emery	0.000	1.000	1.000	0.000	1.000	1.000	0.000	0.000	0.000	0.000	0.000	0.000
Garfield	0.000	0.000	0.000	0.000	0.000	0.000	0.000	0.000	0.000	0.000	0.000	0.000
Grand	0.000	0.000	0.000	0.000	0.000	0.000	0.000	1.000	1.000	0.000	0.000	0.000
Granite	1.526	2.472	3.998	11.882	25.730	37.612	22.722	23.815	46.537	0.000	0.000	0.000
Iron	1.000	4.000	5.000	0.000	1.000	1.000	0.000	0.000	0.000	0.000	0.000	0.000
Jordan	1.000	7.800	8.800	18.000	20.000	38.000	9.000	16.100	25.100	0.000	0.000	0.000
Juab	0.000	0.000	0.000	0.000	0.000	0.000	0.000	0.000	0.000	0.000	0.000	0.000
Kane	0.000	0.000	0.000	0.000	0.000	0.000	0.000	0.000	0.000	0.000	0.000	0.000
Millard	1.000	0.000	1.000	0.000	0.000	0.000	0.000	1.000	1.000	0.000	0.000	0.000
Morgan	0.000	1.000	1.000	0.000	0.000	0.000	0.000	0.000	0.000	0.000	0.000	0.000
Nebo	1.000	3.500	4.500	0.000	2.000	2.000	1.000	1.000	2.000	0.000	0.000	0.000
No. Sanpete	0.000	0.000	0.000	0.000	0.000	0.000	0.000	0.000	0.000	0.000	0.000	0.000
No. Summit	0.000	2.000	2.000	0.000	0.000	0.000	0.000	0.000	0.000	0.000	0.000	0.000
Park City	0.000	1.000	1.000	1.000	0.000	1.000	0.000	0.000	0.000	0.000	0.000	0.000
Plute	0.000	0.000	0.000	0.000	0.000	0.000	0.000	0.000	0.000	0.000	0.000	0.000
Rich	0.000	0.000	0.000	0.000	0.000	0.000	0.000	1.000	1.000	0.000	0.000	0.000
San Juan	13.500	33.000	46.500	0.000	1.000	1.000	0.000	2.000	2.000	0.000	0.000	0.000
Sevier	1.000	0.000	1.000	0.000	1.000	1.000	0.000	0.000	0.000	0.000	0.000	0.000
So. Sanpete	0.000	1.500	1.500	0.000	2.000	2.000	0.000	0.000	0.000	0.000	0.000	0.000
So. Summit	0.000	1.000	1.000	0.000	0.000	0.000	0.000	0.000	0.000	0.000	0.000	0.000
Tintic	0.000	0.000	0.000	0.000	0.000	0.000	0.000	0.000	0.000	0.000	0.000	0.000
Tooele	0.000	5.110	5.110	12.000	8.000	20.000	0.000	2.000	2.000	0.000	0.000	0.000
Uintah	2.000	8.000	10.000	0.000	3.000	3.000	1.000	0.000	1.000	0.000	0.000	0.000
Wasatch	0.000	1.000	1.000	0.000	0.000	0.000	1.000	0.000	1.000	0.000	0.000	0.000
Washington	1.141	4.568	5.709	2.000	1.000	3.000	0.000	0.000	0.000	0.000	0.000	0.000
Wayne	0.000	0.000	0.000	0.000	0.000	0.000	0.000	0.000	0.000	0.000	0.000	0.000
Weber	0.000	3.000	3.000	1.000	2.893	3.893	2.000	7.000	9.000	0.000	0.000	0.000
Salt Lake	1.000	4.000	5.000	19.500	49.666	69.166	8.000	22.500	30.500	0.000	0.000	0.000
Ogden	0.000	1.500	1.500	10.000	14.500	24.500	0.000	5.000	5.000	0.000	0.000	0.000
Provo	1.000	2.000	3.000	2.000	0.000	2.000	5.019	3.000	8.019	1.000	1.000	2.000
Logan	2.000	4.000	6.000	0.000	2.000	2.000	0.000	1.000	1.000	0.000	0.000	0.000
Murray	0.000	2.500	2.500	0.000	0.000	0.000	1.000	1.000	2.000	0.000	0.000	0.000
TOTALS	29.167	108.950	138.117	95.025	179.182	274.207	69.312	112.200	181.512	10.000	5.000	15.000

BEST COPY AVAILABLE

FULL TIME EQUIVALENT CERTIFICATED PERSONNEL - 1994-95
RACE/ETHNICITY (NOT INCLUDING SUMMER TEACHERS)

DISTRICT	NOT OF HISPANIC ORIGIN						DISTRICT TOTALS		
	BLACK			WHITE			MALE	FEMALE	TOTAL
	MALE	FEMALE	TOTAL	MALE	FEMALE	TOTAL			
Alpine	0.000	0.000	0.000	678.700	1,192.733	1,871.433	691.914	1,216.662	1,908.576
Beaver	0.000	0.000	0.000	38.856	37.000	75.856	39.856	37.000	76.856
Box Elder	0.000	0.000	0.000	198.950	341.100	540.050	199.950	344.100	544.050
Cache	0.000	0.000	0.000	210.879	371.338	582.217	220.879	378.338	599.217
Carbon	0.000	0.000	0.000	81.400	163.819	245.219	87.400	172.819	260.219
Daggett	0.000	0.000	0.000	9.000	8.900	17.900	9.000	8.900	17.900
Davis	1.000	6.000	7.000	761.544	1,814.200	2,575.744	777.544	1,865.449	2,642.993
Duchesne	0.000	0.000	0.000	104.610	140.343	244.953	105.610	140.343	245.953
Emery	0.000	0.000	0.000	84.000	99.000	183.000	84.000	101.000	185.000
Garfield	0.000	0.000	0.000	30.900	43.626	74.526	30.900	43.626	74.526
Grand	0.000	0.000	0.000	38.000	62.757	100.757	38.000	63.757	101.757
Granite	2.000	3.000	5.000	995.331	2,569.478	3,564.809	1,033.461	2,624.495	3,657.956
Iron	0.000	0.000	0.000	109.500	179.666	289.166	110.500	184.666	295.166
Jordan	0.000	2.000	2.000	897.629	2,228.136	3,125.765	925.629	2,274.036	3,199.665
Juab	0.000	0.000	0.000	31.000	49.000	80.000	31.000	49.000	80.000
Kane	0.000	0.000	0.000	41.000	45.092	86.092	41.000	45.092	86.092
Millard	0.000	0.000	0.000	87.362	123.214	210.576	88.362	124.214	212.576
Morgan	0.000	0.000	0.000	42.950	60.603	103.553	42.950	61.603	104.553
Nebo	0.000	0.000	0.000	346.000	474.353	820.353	348.000	480.853	828.853
No. Sanpete	0.000	0.000	0.000	54.000	72.200	126.200	54.000	72.200	126.200
No. Summit	0.000	0.000	0.000	27.000	27.000	54.000	27.000	29.000	56.000
Park City	0.000	0.000	0.000	41.000	119.203	160.203	42.000	120.203	162.203
Plute	0.000	0.000	0.000	19.000	10.000	29.000	19.000	10.000	29.000
Rich	0.000	0.000	0.000	18.000	18.417	36.417	18.000	19.417	37.417
San Juan	0.000	0.000	0.000	101.000	106.400	207.400	114.500	142.400	256.900
Sevier	0.000	0.000	0.000	94.900	141.000	235.900	95.900	142.000	237.900
So. Sanpete	0.000	0.000	0.000	74.571	81.071	155.642	74.571	84.571	159.142
So. Summit	0.000	0.000	0.000	23.000	44.100	67.100	23.000	45.100	68.100
Tintic	0.000	0.000	0.000	9.000	12.806	21.806	9.000	12.806	21.806
Tooele	0.000	1.000	1.000	129.700	223.589	353.289	141.700	239.699	381.399
Uintah	0.000	0.000	0.000	136.269	204.316	340.585	139.269	215.316	354.585
Wasatch	0.000	0.000	0.000	68.000	90.169	158.169	69.000	91.169	160.169
Washington	0.000	0.000	0.000	309.366	409.811	719.177	312.507	415.379	727.886
Wayne	0.000	0.000	0.000	17.000	24.370	41.370	17.000	24.370	41.370
Weber	0.000	2.000	2.000	418.569	856.100	1,274.669	421.569	870.993	1,292.562
Salt Lake	4.000	12.000	16.000	318.902	902.891	1,221.793	351.402	991.057	1,342.459
Ogden	2.000	4.679	6.679	206.000	479.513	685.513	218.000	505.192	723.192
Provo	0.000	0.000	0.000	220.917	447.880	668.797	229.936	453.880	683.816
Logan	0.000	0.000	0.000	93.566	207.684	301.250	95.566	214.684	310.250
Murray	0.000	0.000	0.000	90.908	240.044	330.952	91.908	243.544	335.452
TOTALS	9.000	30.679	39.679	7,258.279	14,722.922	21,981.201	7,470.783	15,158.933	22,629.716

84

83



**FULL TIME EQUIVALENT CERTIFICATED PERSONNEL 1994-95
SUMMER PROGRAMS - INSTRUCTION**

District	EXTENDED YEAR											
	Elementary			Middle			Secondary			Total		
	Male	Female	Total	Male	Female	Total	Male	Female	Total	Male	Female	Total
Alpine	0.97	0.60	1.57	0.00	0.00	0.00	0.00	0.00	0.00	0.97	0.60	1.57
Beaver	0.04	0.34	0.38	0.00	0.00	0.00	0.13	0.08	0.21	0.17	0.42	0.59
Box Elder	0.90	1.30	2.20	0.20	0.00	0.20	2.20	0.10	2.30	3.30	1.40	4.70
Cache	1.19	3.29	4.48	0.00	0.00	0.00	0.00	0.00	0.00	1.19	3.29	4.48
Carbon	0.00	0.00	0.00	0.00	0.00	0.00	0.00	0.00	0.00	0.00	0.00	0.00
Daggett	0.00	0.00	0.00	0.00	0.00	0.00	0.00	0.00	0.00	0.00	0.00	0.00
Davis	0.00	0.00	0.00	0.00	0.00	0.00	9.50	4.10	13.60	9.50	4.10	13.60
Duchesne	0.28	0.97	1.25	0.00	0.00	0.00	0.41	0.28	0.69	0.69	1.25	1.94
Emery	0.00	0.00	0.00	0.00	0.00	0.00	0.00	0.00	0.00	0.00	0.00	0.00
Garfield	0.00	0.00	0.00	0.00	0.00	0.00	0.00	0.00	0.00	0.00	0.00	0.00
Grand	0.00	0.06	0.06	0.00	0.00	0.00	0.00	0.50	0.50	0.00	0.56	0.56
Granite	0.75	5.06	5.81	0.00	0.00	0.00	21.49	11.31	32.80	22.24	16.37	38.61
Iron	0.00	0.00	0.00	0.00	0.00	0.00	0.20	0.30	0.50	0.20	0.30	0.50
Jordan	0.00	0.00	0.00	0.00	0.00	0.00	4.24	1.54	5.78	4.24	1.54	5.78
Juab	0.00	0.38	0.38	0.00	0.00	0.00	0.17	0.16	0.33	0.17	0.54	0.71
Kane	0.00	0.50	0.50	0.00	0.00	0.00	0.00	0.00	0.00	0.00	0.50	0.50
Kane	0.00	0.50	0.50	0.00	0.00	0.00	0.00	0.00	0.00	0.00	0.50	0.50
Millard	1.00	1.66	2.66	0.00	0.00	0.00	1.60	0.16	1.76	2.60	1.82	4.42
Morgan	0.00	0.53	0.53	0.09	0.00	0.09	0.00	0.16	0.16	0.09	0.69	0.78
Nebo	1.37	1.64	3.01	0.00	0.00	0.00	0.00	0.00	0.00	1.37	1.64	3.01
No. Sanpete	0.27	0.78	1.05	0.13	0.13	0.26	0.13	0.13	0.26	0.53	1.04	1.57
No. Summit	0.00	0.17	0.17	0.14	0.28	0.42	0.00	0.00	0.00	0.14	0.45	0.59
No. Summit	0.00	0.17	0.17	0.14	0.28	0.42	0.00	0.00	0.00	0.14	0.45	0.59
Park City	0.00	0.00	0.00	0.00	0.00	0.00	0.06	0.00	0.06	0.06	0.00	0.06
Piute	0.00	0.00	0.00	0.00	0.00	0.00	0.00	0.00	0.00	0.00	0.00	0.00
Rich	0.00	0.00	0.00	0.00	0.00	0.00	0.00	0.00	0.00	0.00	0.00	0.00
San Juan	0.00	0.00	0.00	0.00	0.00	0.00	0.00	0.00	0.00	0.00	0.00	0.00
San Juan	0.00	0.00	0.00	0.00	0.00	0.00	0.00	0.00	0.00	0.00	0.00	0.00
Sevier	0.03	0.00	0.03	0.22	0.11	0.33	2.22	1.47	3.69	2.47	1.58	4.05
So. Sanpete	0.00	0.00	0.00	0.00	0.00	0.00	0.00	0.00	0.00	0.00	0.00	0.00
So. Summit	0.00	0.11	0.11	0.11	0.00	0.11	0.22	0.11	0.33	0.33	0.22	0.55
Tintic	0.00	0.11	0.11	0.00	0.00	0.00	0.00	0.06	0.06	0.00	0.17	0.17
Tooele	0.00	0.00	0.00	0.00	0.00	0.00	0.00	0.00	0.00	0.00	0.00	0.00
Tooele	0.00	0.00	0.00	0.00	0.00	0.00	0.10	0.34	0.44	0.10	0.34	0.44
Uintah	0.00	0.00	0.00	0.00	0.00	0.00	1.23	0.44	1.67	1.23	0.44	1.67
Wasatch	0.00	0.00	0.00	0.00	0.00	0.00	0.00	0.00	0.00	0.00	0.00	0.00
Washington	0.00	0.00	0.00	0.00	0.00	0.00	0.00	0.00	0.00	0.00	0.00	0.00
Wayne	0.00	0.00	0.00	0.00	0.00	0.00	0.00	0.00	0.00	0.00	0.00	0.00
Weber	0.17	0.51	0.68	0.00	0.00	0.00	1.50	0.33	1.83	1.67	0.84	2.51
Salt Lake	0.50	2.50	3.00	0.00	0.00	0.00	1.50	5.20	6.70	2.00	7.70	9.70
Ogden	0.11	0.55	0.66	0.22	0.22	0.44	0.99	0.22	1.21	1.32	0.99	2.31
Provo	0.00	0.58	0.58	0.00	0.00	0.00	2.16	0.66	2.82	2.16	1.24	3.40
Logan	0.00	0.00	0.00	0.00	0.00	0.00	0.00	0.00	0.00	0.00	0.00	0.00
Murray	0.00	0.00	0.00	0.00	0.00	0.00	0.00	0.00	0.00	0.00	0.00	0.00
TOTALS	7.58	21.64	29.22	1.11	0.74	1.85	50.05	27.65	77.70	58.74	50.03	108.77

(A:\Deanna\Certsun.xls)

**FULL TIME EQUIVALENT CERTIFICATED PERSONNEL 1994-95
SUMMER PROGRAMS - INSTRUCTION**

District	APPLIED TECHNOLOGY			TOTAL SUMMER PROGRAMS EXTENDED YR. & APPL. TECH.		
	Secondary			Male	Female	Total
	Male	Female	Total			
Alpine	1.50	0.00	1.50	2.47	0.60	3.07
Beaver	0.25	0.00	0.25	0.42	0.42	0.84
Box Elder	1.38	0.37	1.75	4.68	1.77	6.45
Cache	1.00	0.00	1.00	2.19	3.29	5.48
Carbon	0.00	0.00	0.00	0.00	0.00	0.00
Daggett	0.25	0.00	0.25	0.25	0.00	0.25
Davis	1.25	0.00	1.25	10.75	4.10	14.85
Duchesne	1.25	0.00	1.25	1.94	1.25	3.19
Emery	0.64	0.00	0.64	0.64	0.00	0.64
Garfield	0.50	0.00	0.50	0.50	0.00	0.50
Grand	0.00	0.00	0.00	0.00	0.56	0.56
Granite	0.23	0.00	0.23	22.47	16.37	38.84
Iron	0.25	0.00	0.25	0.45	0.30	0.75
Jordan	0.72	0.00	0.72	4.96	1.54	6.50
Juab	0.25	0.00	0.25	0.42	0.54	0.96
Kane	0.50	0.00	0.50	0.50	0.50	1.00
Millard	0.50	0.00	0.50	3.10	1.82	4.92
Morgan	0.50	0.00	0.50	0.59	0.69	1.28
Nebo	1.25	0.00	1.25	2.62	1.64	4.26
No. Sanpete	0.25	0.00	0.25	0.78	1.04	1.82
No. Summit	0.25	0.00	0.25	0.39	0.45	0.84
Park City	0.00	0.00	0.00	0.06	0.00	0.06
Piute	0.00	0.00	0.00	0.00	0.00	0.00
Rich	0.00	0.00	0.00	0.00	0.00	0.00
San Juan	0.50	0.00	0.50	0.50	0.00	0.50
Sevier	0.75	0.00	0.75	3.22	1.58	4.80
So. Sanpete	0.50	0.25	0.75	0.50	0.25	0.75
So. Summit	0.25	0.00	0.25	0.58	0.22	0.80
Tintic	0.00	0.00	0.00	0.00	0.17	0.17
Tooele	1.08	0.00	1.08	1.08	0.00	1.08
Uintah	0.17	0.00	0.17	0.27	0.34	0.61
Wasatch	0.50	0.00	0.50	1.73	0.44	2.17
Washington	0.72	0.00	0.72	0.72	0.00	0.72
Wayne	0.25	0.00	0.25	0.25	0.00	0.25
Weber	0.75	0.19	0.94	2.42	1.03	3.45
Salt Lake	0.00	0.00	0.00	2.00	7.70	9.70
Ogden	0.00	0.00	0.00	1.32	0.99	2.31
Provo	0.22	0.00	0.22	2.38	1.24	3.62
Logan	0.00	0.00	0.00	0.00	0.00	0.00
Murray	0.00	0.00	0.00	0.00	0.00	0.00
TOTALS	18.41	0.81	19.22	77.15	50.84	127.99

FULL TIME EQUIVALENT CLASSIFIED PERSONNEL 1994-95

District	2000 Support Services							
	1000 Instruction		2100 Students	2200 Instructional Staff		2300 District General Admin.		2400 Sch. Admin.
	Secretarial/ Clerical	Teacher Aides & Para- professional	Secretarial/ Clerical	Secretarial/ Clerical	Media Center Aides	Supervisors and Directors	Secretarial/ Clerical	Secretarial Clerical
Alpine	0.00	107.66	13.00	12.75	43.58	0.00	2.00	76.75
Beaver	6.00	8.00	0.00	0.00	1.00	0.00	0.50	0.00
Box Elder	0.00	112.70	2.10	3.50	10.40	1.00	3.00	31.80
Cache	0.00	126.17	0.00	8.61	0.00	0.00	0.70	25.43
Carbon	12.00	79.00	0.00	0.00	6.00	0.00	1.00	0.00
Daggett	1.00	1.50	0.00	0.00	2.00	0.00	1.00	1.00
Davis	0.00	597.10	0.00	0.00	46.50	36.80	59.50	129.80
Duchesne	0.00	59.51	0.00	1.00	6.30	0.00	1.00	17.25
Emery	0.00	55.58	0.00	11.50	0.00	0.00	0.00	0.00
Garfield	0.00	17.50	0.00	0.00	4.00	1.00	2.00	6.00
Grand	7.00	32.50	0.00	0.00	2.00	0.00	1.00	0.00
Granite	272.81	978.75	41.00	11.75	44.25	4.00	9.00	103.00
Iron	0.00	88.60	0.00	0.50	4.00	0.00	0.50	23.20
Jordan	199.05	566.66	4.50	40.98	59.33	1.00	5.00	11.00
Juab	4.00	31.94	1.00	0.50	3.50	0.45	0.48	0.00
Kane	9.50	17.00	0.00	0.00	4.00	0.00	1.00	0.00
Millard	13.00	84.27	0.00	0.00	0.00	0.00	0.00	0.00
Morgan	0.00	15.70	0.00	0.00	2.86	0.00	1.50	6.00
Nebo	0.00	138.55	9.83	5.60	12.50	0.00	1.00	36.71
No. Sanpete	0.00	38.45	0.57	0.00	2.00	0.00	1.67	7.52
No. Summit	0.00	8.93	3.00	0.00	1.50	0.00	0.00	0.00
Park City	0.00	32.73	1.13	0.00	4.06	2.00	3.85	8.00
Plute	0.00	10.52	0.00	0.00	1.00	0.00	0.94	2.00
Rich	0.00	9.13	0.00	0.00	0.00	0.00	1.00	3.83
San Juan	0.00	92.50	0.00	0.00	0.00	0.00	5.00	18.00
Sevier	1.00	64.87	1.00	0.00	10.00	0.50	2.75	10.80
So. Sanpete	10.50	64.25	0.00	0.00	6.00	1.50	1.00	0.00
So. Summit	3.50	8.57	0.00	0.50	1.00	0.00	1.00	0.00
Tintic	0.15	4.61	0.00	0.12	0.14	0.50	0.00	1.30
Tooele	0.00	92.46	1.00	1.50	12.64	0.00	1.00	21.50
Uintah	0.00	56.11	0.00	4.00	11.00	0.00	1.00	23.00
Wasatch	0.00	59.00	0.00	10.00	5.00	0.00	2.00	0.00
Washington	0.00	167.30	3.50	5.00	22.00	0.00	2.00	57.00
Wayne	0.00	4.46	0.00	0.00	1.44	0.00	0.00	4.50
Weber	64.00	198.58	19.63	2.00	20.98	1.00	13.56	0.00
Salt Lake	6.50	402.10	10.00	26.10	6.00	0.00	2.30	69.20
Ogden	0.00	317.29	7.00	11.00	8.00	3.00	1.00	43.00
Provo	4.00	169.41	14.37	8.99	2.00	1.00	5.00	35.31
Logan	0.00	66.00	1.00	1.00	4.00	0.00	4.50	10.00
Murray	0.00	50.66	7.24	0.25	6.99	0.00	2.27	14.76
TOTALS	614.01	5,036.62	140.87	167.15	377.97	53.75	142.02	797.66



FULL TIME EQUIVALENT CLASSIFIED PERSONNEL 1994-95

District	2000 Support Services (cont.)									
	2500 Business						2600 Maintenance & Operation			
	School Business Admin.	Supervisors and Directors	Accounting Personnel	Secretarial/ Clerical	Other Personnel	Total Business	Secretarial/ Clerical	Supervisors	Custodians/ Maintenance	Total M & O
Alpine	1.00	3.00	13.00	2.00	9.56	28.56	2.00	4.00	121.25	127.25
Beaver	1.00	0.00	0.00	0.50	0.00	1.50	0.00	1.00	8.50	9.50
Box Elder	1.00	1.00	2.50	0.00	2.00	6.50	1.00	0.00	69.90	70.90
Cache	1.00	0.00	1.00	3.38	2.06	7.44	0.00	0.00	65.95	65.95
Carbon	1.00	0.50	3.50	4.50	4.00	13.50	0.00	1.00	36.00	37.00
Daggett	1.00	0.00	0.00	0.00	0.00	1.00	0.00	1.00	3.00	4.00
Davis	1.00	2.00	18.50	1.00	18.00	40.50	4.00	9.00	413.30	426.30
Duchesne	1.00	0.00	0.00	2.97	0.00	3.97	0.00	1.00	30.56	31.56
Emery	1.00	0.00	2.00	1.00	1.00	5.00	0.50	2.00	29.13	31.63
Garfield	1.00	0.00	0.00	0.00	0.00	1.00	0.00	1.00	7.50	8.50
Grand	1.00	0.00	3.00	1.00	0.00	5.00	0.00	1.00	12.75	13.75
Granite	1.00	8.00	6.00	16.00	20.00	51.00	8.00	10.00	593.50	611.50
Iron	1.00	0.00	3.00	3.80	0.00	7.80	0.00	2.00	38.40	40.40
Jordan	1.00	3.00	3.00	24.15	0.00	31.15	8.43	7.50	294.43	310.36
Juab	1.00	0.00	0.00	0.78	0.00	1.78	0.00	0.00	10.00	10.00
Kane	0.00	0.50	1.00	0.00	0.00	1.50	0.00	0.00	9.50	9.50
Millard	1.00	0.00	0.00	0.00	0.00	1.00	0.00	1.00	27.00	28.00
Morgan	1.00	0.00	1.25	0.00	0.00	2.25	0.00	1.00	7.96	8.96
Nebo	1.00	0.00	0.00	5.00	0.49	6.49	1.00	1.00	91.50	93.50
No. Sanpete	1.00	0.00	0.00	1.00	0.00	2.00	0.00	0.00	13.35	13.35
No. Summit	1.00	0.00	0.00	1.00	0.00	2.00	0.00	0.25	7.66	7.91
Park City	1.00	0.00	0.00	3.00	0.00	4.00	0.00	1.00	16.00	17.00
Plute	1.00	0.00	0.00	0.00	0.00	1.00	0.00	0.00	5.00	5.00
Rich	1.00	0.00	0.00	0.00	0.00	1.00	0.00	1.21	5.03	6.24
San Juan	1.00	0.00	3.00	2.00	1.00	7.00	1.00	2.00	31.61	34.61
Sevier	0.00	0.00	0.50	1.50	2.50	4.50	1.00	1.00	30.66	32.66
So. Sanpete	0.75	0.00	1.00	0.75	0.00	2.50	0.00	1.00	20.00	21.00
So. Summit	1.00	0.00	0.00	1.00	0.00	2.00	0.00	0.00	7.63	7.63
Tintic	0.50	0.00	0.00	0.33	0.00	0.83	0.00	0.00	3.04	3.04
Tooele	1.00	0.00	4.00	0.00	1.00	6.00	0.00	1.00	36.39	37.39
Uintah	1.00	0.00	0.00	3.00	0.00	4.00	1.00	1.00	41.14	43.14
Wasatch	0.00	0.00	0.00	0.00	0.00	0.00	0.00	3.00	8.00	11.00
Washington	1.00	0.00	2.00	3.00	0.00	6.00	0.00	1.00	59.50	60.50
Wayne	1.00	0.00	0.00	0.00	0.00	1.00	0.00	0.50	4.57	5.07
Weber	1.00	0.00	6.00	7.00	0.00	14.00	2.00	2.00	107.00	111.00
Salt Lake	1.00	3.00	5.50	14.30	10.60	34.40	5.50	1.00	221.10	227.60
Ogden	1.00	0.00	1.00	7.00	3.00	12.00	1.00	1.00	73.00	75.00
Provo	1.00	0.00	1.50	4.00	1.00	7.50	1.00	0.50	81.87	83.37
Logan	1.00	0.00	1.00	0.50	1.00	3.50	0.00	1.00	24.00	25.00
Murray	1.00	0.00	0.00	3.38	0.50	4.88	0.88	0.20	40.25	41.33
TOTALS	36.25	21.00	83.25	118.84	77.71	337.05	38.31	62.16	2,706.93	2,807.40

FULL TIME EQUIVALENT CLASSIFIED PERSONNEL 1994-95

District	2000 Support Services (Cont.)								
	2700 Student Transportation					2800 Central			
	Secretarial/ Clerical	Supervisors	Bus Drivers	Mechanics/ Garage Personnel	Total Transp.	Supervisors and Directors	Secretarial/ Clerical	Other Personnel	Total Central
Alpine	2.63	1.00	76.52	5.20	85.35	1.00	4.00	7.50	12.50
Beaver	0.00	0.00	2.25	0.00	2.25	0.00	0.00	0.00	0.00
Box Elder	1.00	0.50	40.10	3.50	45.10	0.00	0.50	0.00	0.50
Cache	0.59	1.00	52.59	2.50	56.68	0.00	0.00	0.00	0.00
Carbon	0.88	0.50	11.50	4.50	17.38	0.00	0.00	0.00	0.00
Daggett	0.00	0.00	2.50	0.50	3.00	0.00	0.00	0.00	0.00
Davis	1.00	7.00	110.30	9.00	127.30	0.00	3.00	39.10	42.10
Duchesne	1.00	1.00	36.05	3.50	41.55	0.00	0.00	0.00	0.00
Emery	0.50	1.00	21.00	1.00	23.50	0.00	0.00	0.00	0.00
Garfield	0.00	0.00	3.25	0.00	3.25	0.00	0.00	0.00	0.00
Grand	0.00	1.00	8.00	1.00	10.00	0.00	0.00	0.00	0.00
Granite	3.00	5.00	102.03	19.75	129.78	14.00	6.00	8.00	28.00
Iron	0.80	0.00	16.80	3.40	21.00	0.00	0.00	1.40	1.40
Jordan	7.00	5.50	144.91	15.00	172.41	14.50	31.66	0.00	46.16
Juab	0.23	0.00	3.08	0.00	3.31	0.00	0.00	0.00	0.00
Kane	0.00	1.00	5.00	0.00	6.00	0.00	0.00	0.00	0.00
Millard	1.00	1.00	30.00	2.00	34.00	0.00	3.00	0.00	3.00
Morgan	0.25	0.50	8.11	0.75	9.61	0.00	0.00	0.00	0.00
Morgan	0.25	0.50	8.11	0.75	9.61	0.00	1.00	5.00	6.00
Nebo	2.00	1.00	31.97	6.00	40.97	0.00	0.00	0.00	0.00
No. Sanpete	0.33	0.50	13.51	1.38	15.72	0.00	0.00	0.00	0.00
No. Summit	0.00	0.25	4.18	0.50	4.93	0.00	0.00	0.00	0.00
Park City	0.50	1.00	13.36	2.00	16.86	0.00	0.00	0.00	0.00
Plute	0.25	0.18	3.75	1.00	5.18	0.00	0.00	0.00	0.00
Rich	0.00	0.21	5.04	0.00	5.25	0.00	0.00	0.00	0.00
Rich	0.00	0.21	5.04	0.00	5.25	0.00	3.00	3.00	6.00
San Juan	0.00	0.00	0.00	0.00	0.00	0.00	0.50	0.00	1.50
Sevier	0.88	1.00	15.19	1.50	18.57	1.00	0.00	0.00	0.00
So. Sanpete	0.00	0.50	13.00	0.00	13.50	0.00	0.00	0.00	0.00
So. Summit	0.00	0.00	9.00	1.00	10.00	1.00	0.00	0.00	1.00
Tintic	0.12	0.12	0.48	0.12	0.84	0.00	0.00	0.00	0.00
Tooele	1.00	0.75	23.66	3.25	28.66	0.00	0.00	0.00	0.00
Uintah	1.00	0.50	21.69	4.00	27.19	0.00	0.00	0.40	0.40
Wasatch	0.20	0.75	9.50	1.50	11.95	0.00	0.00	0.00	0.00
Washington	1.00	2.00	66.50	4.00	73.50	0.00	0.00	0.00	0.00
Wayne	0.00	0.33	3.69	0.00	4.02	0.00	0.34	0.00	0.34
Wayne	0.00	0.33	3.69	0.00	4.02	0.00	1.00	13.00	14.00
Weber	1.00	1.00	65.38	6.00	73.38	0.00	6.50	5.80	16.20
Salt Lake	1.00	1.00	36.20	0.00	38.20	3.90	2.00	30.43	32.43
Ogden	0.00	0.12	6.00	0.00	6.12	0.00	1.00	3.50	4.50
Provo	1.00	0.50	19.43	2.00	22.93	0.00	0.00	0.00	0.00
Logan	0.00	0.00	0.00	1.00	1.00	0.00	0.00	0.00	0.00
Murray	0.13	0.40	6.00	0.75	7.28	0.00	0.66	1.19	1.85
TOTALS	30.29	38.11	1,041.52	107.60	1,217.52	35.40	64.16	118.67	218.23

FULL TIME EQUIVALENT CLASSIFIED PERSONNEL 1994-95

District	3100				4000				TOTAL ALL CLASSIFIED PERSONNEL
	School Food Services				Facilities Acquisition/ Construction				
	Supervisors and Directors	Secretarial/ Clerical	Food Service Personnel	Total School Foods	Supervisors and Directors	Secretarial/ Clerical	Other Personnel	Total Facility/ Construct.	
Alpine	4.00	1.00	139.03	144.03	0.00	0.00	0.00	0.00	653.43
Beaver	0.00	0.00	6.75	6.75	0.00	0.00	0.00	0.00	35.50
Box Elder	1.00	1.00	81.10	83.10	0.00	0.00	0.00	0.00	370.60
Cache	0.17	8.86	76.90	85.93	0.00	0.00	1.75	1.75	378.66
Carbon	1.00	4.50	34.50	40.00	0.00	0.00	0.00	0.00	205.88
Daggett	0.00	0.00	1.50	1.50	0.00	0.00	0.00	0.00	16.00
Davis	1.00	30.70	319.40	351.10	2.00	0.00	0.00	2.00	1,859.00
Duchesne	0.00	1.33	39.20	40.53	0.00	0.00	1.00	1.00	204.02
Emery	1.00	0.00	31.92	32.92	0.00	0.00	0.00	0.00	160.13
Garfield	0.50	0.00	6.50	7.00	0.00	0.00	0.00	0.00	50.25
Grand	1.00	0.00	8.00	9.00	0.00	0.00	0.00	0.00	80.25
Granite	10.00	47.81	399.10	456.91	2.00	7.00	80.00	89.00	2,830.75
Iron	1.00	0.00	30.60	31.60	0.00	0.00	1.00	1.00	220.00
Jordan	5.00	4.00	338.17	347.17	1.00	1.00	5.00	7.00	1,801.77
Juab	1.00	0.00	11.20	12.20	0.00	0.00	0.00	0.00	69.16
Kane	0.50	0.00	11.00	11.50	0.00	0.00	0.00	0.00	60.00
Millard	1.00	0.00	37.13	38.13	0.00	0.00	0.00	0.00	201.40
Morgan	1.00	0.00	13.49	14.49	0.00	0.00	0.00	0.00	61.37
Nebo	1.00	1.00	93.95	95.95	0.00	0.00	0.00	0.00	447.10
No. Sanpete	1.00	0.00	16.41	17.41	0.00	0.00	0.00	0.00	98.69
No. Summit	0.50	0.00	6.83	7.33	0.00	0.00	0.00	0.00	35.60
Park City	0.80	0.00	10.94	11.74	0.00	0.00	0.00	0.00	101.37
Piute	1.00	0.00	3.00	4.00	0.00	0.00	0.00	0.00	29.64
Rich	0.55	0.00	5.78	6.33	0.00	0.00	0.00	0.00	32.78
San Juan	0.00	1.00	36.26	37.26	0.00	0.00	0.00	0.00	200.37
Sevier	1.00	0.25	34.78	36.03	0.00	0.00	0.00	0.00	184.18
So. Sanpete	0.50	0.00	24.00	24.50	0.00	0.00	0.00	0.00	144.75
So. Summit	0.00	0.00	6.00	6.00	0.00	0.00	0.00	0.00	41.20
Tintic	0.00	0.45	2.50	2.95	0.00	0.00	0.00	0.00	14.48
Tooele	1.00	1.00	55.92	57.92	0.00	0.00	0.00	0.00	260.07
Uintah	1.00	1.00	43.76	45.76	0.00	0.00	0.00	0.00	215.60
Wasatch	1.00	1.50	20.50	23.00	0.00	0.00	0.00	0.00	121.95
Washington	1.00	9.50	50.00	60.50	0.00	0.00	0.00	0.00	457.30
Wayne	0.33	0.00	6.50	6.83	0.00	0.00	0.00	0.00	27.66
Weber	3.00	1.00	108.31	112.31	0.00	0.00	0.00	0.00	644.44
Salt Lake	1.00	9.00	95.90	105.90	1.00	1.50	5.00	7.50	952.00
Ogden	0.45	1.00	101.71	103.16	0.00	0.00	0.00	0.00	619.00
Provo	0.50	6.87	53.02	60.39	1.00	0.00	0.00	1.00	419.77
Logan	1.00	3.50	29.50	34.00	0.00	0.00	0.00	0.00	150.00
Murray	1.00	2.03	28.56	31.59	0.00	0.00	0.00	0.00	169.10
TOTALS	46.80	138.30	2,419.62	2,604.72	7.00	9.50	93.75	110.25	14,625.22

FULL TIME EQUIVALENT CLASSIFIED PERSONNEL - 1994-95

STATE SUMMARY BY RACE/ETHNICITY

District	American Indian or Alaskan Native			Hispanic			Asian			Pacific Islander		
	Male	Female	Total	Male	Female	Total	Male	Female	Total	Male	Female	Total
Alpine	0.00	1.88	1.88	1.00	2.00	3.00	1.00	0.00	1.00	0.00	0.00	0.00
Beaver	0.00	0.00	0.00	0.00	0.00	0.00	0.00	0.00	0.00	0.00	0.00	0.00
Box Elder	0.00	1.00	1.00	5.00	9.00	14.00	1.00	3.00	4.00	0.00	0.00	0.00
Cache	1.00	0.54	1.54	0.00	1.40	1.40	0.00	0.00	0.00	0.00	1.00	1.00
Carbon	0.00	0.00	0.00	3.50	14.75	18.25	0.00	0.00	0.00	0.00	0.00	0.00
Daggett	0.00	0.00	0.00	0.00	0.00	0.00	0.00	0.00	0.00	0.00	0.00	0.00
Davis	1.70	4.50	6.20	15.80	23.30	39.10	7.10	16.10	23.20	0.00	0.00	0.00
Duchesne	0.50	2.00	2.50	0.00	0.00	0.00	0.00	0.00	0.00	0.00	1.00	1.00
Emery	0.00	0.00	0.00	0.00	0.00	0.00	0.00	2.00	2.00	1.00	0.00	1.00
Garfield	0.00	0.00	0.00	0.00	0.00	0.00	0.00	0.00	0.00	0.00	0.00	0.00
Grand	0.00	2.00	2.00	1.00	5.75	6.75	0.00	0.00	0.00	0.00	0.00	0.00
Granite	0.78	5.10	5.88	16.58	12.94	29.52	20.10	10.06	30.16	3.80	7.60	11.40
Iron	1.00	0.40	1.40	2.00	2.20	4.20	0.00	0.70	0.70	0.00	0.70	0.70
Jordan	4.00	7.00	11.00	13.00	18.00	31.00	9.00	6.00	15.00	2.00	1.00	3.00
Juab	0.00	0.00	0.00	0.00	0.00	0.00	0.00	0.00	0.00	0.00	0.00	0.00
Kane	0.00	0.00	0.00	0.00	0.00	0.00	0.00	0.00	0.00	0.00	0.00	0.00
Millard	0.00	1.00	1.00	2.00	1.00	3.00	0.00	0.00	0.00	0.00	0.00	0.00
Morgan	0.00	0.43	0.43	0.00	0.63	0.63	0.00	0.00	0.00	0.00	0.00	0.00
Nebo	0.00	0.00	0.00	6.00	9.00	15.00	0.00	2.00	2.00	0.00	0.00	0.00
No. Sanpete	0.00	0.00	0.00	0.00	1.00	1.00	0.00	0.00	0.00	0.00	0.00	0.00
No. Summit	0.00	0.00	0.00	0.00	0.00	0.00	0.00	0.00	0.00	0.00	0.00	0.00
Park City	0.00	0.00	0.00	0.00	0.00	0.00	0.00	0.00	0.00	0.00	0.00	0.00
Piute	0.00	0.00	0.00	0.00	0.00	0.00	0.00	0.00	0.00	0.00	0.00	0.00
Rich	0.00	0.00	0.00	0.00	0.00	0.00	0.00	0.00	0.00	0.00	0.00	0.00
San Juan	16.37	78.26	94.63	2.24	3.58	5.82	0.00	0.00	0.00	0.00	0.00	0.00
Sevier	0.00	0.00	0.00	1.50	0.57	2.07	0.00	0.00	0.00	0.00	0.00	0.00
So. Sanpete	0.00	0.00	0.00	0.00	2.00	2.00	0.00	0.00	0.00	0.00	0.00	0.00
So. Summit	0.00	0.00	0.00	0.00	0.00	0.00	0.00	0.00	0.00	0.00	0.00	0.00
Tintic	0.00	0.00	0.00	0.00	0.00	0.00	0.00	0.00	0.00	0.00	0.00	0.00
Tooele	0.00	1.62	1.62	8.03	23.65	31.68	0.00	0.00	0.00	0.00	0.00	0.00
Uintah	2.00	7.00	9.00	0.00	3.50	3.50	0.00	0.00	0.00	0.00	0.75	0.75
Wasatch	0.00	0.00	0.00	0.00	0.00	0.00	0.00	0.00	0.00	0.00	0.00	0.00
Washington	0.00	0.50	0.50	1.00	2.50	3.50	0.00	0.00	0.00	0.00	2.00	2.00
Wayne	0.00	0.00	0.00	0.00	0.00	0.00	0.00	0.00	0.00	0.00	0.00	0.00
Weber	0.00	1.00	1.00	5.00	5.00	10.00	2.00	3.00	5.00	0.00	0.00	0.00
Salt Lake	1.90	4.40	6.30	40.50	53.40	93.90	6.60	7.00	13.60	1.80	3.30	5.10
Ogden	0.00	1.00	1.00	7.00	36.00	43.00	1.00	1.00	2.00	0.00	0.00	0.00
Provo	0.81	4.56	5.37	4.18	5.69	9.87	0.38	1.69	2.07	0.88	1.70	2.58
Logan	0.00	0.00	0.00	1.50	2.00	3.50	0.00	1.00	1.00	0.00	0.00	0.00
Murray	0.00	0.00	0.00	2.00	1.51	3.51	0.00	0.00	0.00	0.00	0.00	0.00
TOTALS	30.06	124.19	154.25	138.83	240.37	379.20	48.18	53.55	101.73	9.48	19.05	28.53

FULL TIME EQUIVALENT CLASSIFIED PERSONNEL - 1994-95

STATE SUMMARY BY RACE/ETHNICITY

District	Not of Hispanic Origin						District Totals		
	Black			White			Male	Female	Total
	Male	Female	Total	Male	Female	Total			
Alpine	0.00	0.00	0.00	183.12	464.43	647.55	185.12	468.31	653.43
Beaver	0.00	0.00	0.00	12.25	23.25	35.50	12.25	23.25	35.50
Box Elder	0.00	0.00	0.00	81.80	269.80	351.60	87.80	282.80	370.60
Cache	0.00	0.00	0.00	93.11	281.61	374.72	94.11	284.55	378.66
Carbon	0.00	0.00	0.00	40.50	147.13	187.63	44.00	161.88	205.88
Daggett	0.00	0.00	0.00	5.00	11.00	16.00	5.00	11.00	16.00
Davis	1.40	4.10	5.50	531.40	1,253.60	1,785.00	557.40	1,301.60	1,859.00
Duchesne	0.00	0.00	0.00	55.29	145.23	200.52	55.79	148.23	204.02
Emery	0.00	0.00	0.00	38.00	119.13	157.13	39.00	121.13	160.13
Garfield	0.00	0.00	0.00	12.75	37.50	50.25	12.75	37.50	50.25
Grand	0.00	0.00	0.00	13.00	58.50	71.50	14.00	66.25	80.25
Granite	1.75	3.25	5.00	893.23	1,855.56	2,748.79	936.24	1,894.51	2,830.75
Iron	0.00	0.00	0.00	50.60	162.40	213.00	53.60	166.40	220.00
Jordan	0.00	0.00	0.00	407.81	1,333.96	1,741.77	435.81	1,365.96	1,801.77
Juab	0.00	0.00	0.00	7.50	61.66	69.16	7.50	61.66	69.16
Kane	0.00	0.00	0.00	12.50	47.50	60.00	12.50	47.50	60.00
Millard	0.00	0.00	0.00	46.63	150.77	197.40	48.63	152.77	201.40
Morgan	0.00	0.00	0.00	14.26	46.05	60.31	14.26	47.11	61.37
Nebo	0.00	0.00	0.00	106.29	323.81	430.10	112.29	334.81	447.10
No. Sanpete	0.00	0.00	0.00	20.30	77.39	97.69	20.30	78.39	98.69
No. Summit	0.00	0.00	0.00	10.06	25.54	35.60	10.06	25.54	35.60
Park City	0.00	0.00	0.00	24.71	76.66	101.37	24.71	76.66	101.37
Piute	0.00	0.00	0.00	8.68	20.96	29.64	8.68	20.96	29.64
Rich	0.00	0.00	0.00	2.63	30.15	32.78	2.63	30.15	32.78
San Juan	0.00	0.00	0.00	21.16	78.76	99.92	39.77	160.60	200.37
Sevier	0.00	0.00	0.00	36.38	145.73	182.11	37.88	146.30	184.18
So. Sanpete	0.00	0.00	0.00	32.00	110.75	142.75	32.00	112.75	144.75
So. Summit	0.00	0.00	0.00	14.00	27.20	41.20	14.00	27.20	41.20
Tintic	0.00	0.00	0.00	2.00	12.48	14.48	2.00	12.48	14.48
Tooele	0.00	0.00	0.00	46.51	180.26	226.77	54.54	205.53	260.07
Uintah	0.00	0.00	0.00	45.22	157.13	202.35	47.22	168.38	215.60
Wasatch	0.00	0.00	0.00	20.50	101.45	121.95	20.50	101.45	121.95
Washington	0.00	0.00	0.00	97.50	353.80	451.30	98.50	358.80	457.30
Wayne	0.00	0.00	0.00	5.13	22.53	27.66	5.13	22.53	27.66
Weber	1.00	1.00	2.00	172.68	453.76	626.44	180.68	463.76	644.44
Salt Lake	8.80	3.50	12.30	267.20	553.60	820.80	326.80	625.20	952.00
Ogden	3.00	3.00	6.00	136.00	431.00	567.00	147.00	472.00	619.00
Provo	0.00	0.00	0.00	121.18	278.70	399.88	127.43	292.34	419.77
Logan	0.00	0.00	0.00	35.50	110.00	145.50	37.00	113.00	150.00
Murray	0.00	0.00	0.00	41.08	124.51	165.59	43.08	126.02	169.10
TOTALS	15.95	14.85	30.80	3,765.46	10,165.25	13,930.71	4,007.96	10,617.26	14,625.22

UTAH STATE OFFICE OF EDUCATION
LEA AVERAGE CONTRACT SALARY FOR
CERTIFICATED PERSONNEL - 1994-95

Revised 12/5/95

District	Classroom Teachers					Special Education					Total			Principals				
	Elementary	Middle	Secondary	Total	District	Ungraded	Elementary	Middle	Secondary	Total	Elementary	Middle	Secondary	Total	Elementary	Middle	Secondary	Total
Alpine	28,965	0	27,980	28,493	35,867	31,720	27,639	0	25,706	27,423	28,369	0	50,455	50,811	0	50,455	50,607	
Beaver	27,651	0	25,454	26,518	0	0	29,522	0	20,017	27,410	26,571	0	43,558	40,801	0	43,558	42,632	
Box Elder	28,392	27,273	28,192	28,204	0	0	26,761	0	26,389	26,924	28,079	0	51,474	50,044	0	51,474	52,084	
CACHE	29,330	29,785	28,885	29,299	0	0	27,470	24,204	27,982	26,554	29,073	52,326	53,359	50,865	52,326	0	53,359	52,084
Carbon	24,503	24,993	24,373	24,480	26,893	0	25,216	22,831	26,778	25,648	24,661	0	41,280	37,510	0	41,280	39,525	
Diagnost	24,542	0	27,863	26,490	0	0	22,427	0	0	22,427	26,200	0	39,403	32,250	0	39,403	36,678	
Davis	28,957	0	28,405	28,693	29,001	28,561	27,940	0	27,012	27,643	28,587	0	48,306	46,410	0	48,306	47,378	
Duchesne	26,860	0	25,521	26,196	0	23,038	23,808	0	26,638	24,697	26,020	0	35,863	55,843	0	35,863	43,941	
Emery	22,512	0	21,555	22,058	0	0	17,780	0	23,448	21,463	22,012	0	31,136	28,148	0	31,136	29,742	
Garfield	26,085	31,136	25,147	26,289	0	0	25,859	19,443	22,942	24,155	26,142	0	47,025	41,304	40,786	47,025	44,224	
Grand	26,597	0	25,071	25,809	0	22,891	24,845	0	22,557	23,499	25,587	0	42,326	47,234	0	42,326	43,553	
Granite	30,779	0	30,444	30,615	36,156	27,007	28,871	0	26,962	28,231	30,410	0	49,058	48,902	0	49,058	48,974	
Iron	28,907	0	26,545	27,772	0	0	24,670	0	26,165	25,792	27,575	0	52,168	50,370	0	52,168	50,726	
Jordan	28,936	0	29,392	29,152	30,383	29,420	28,587	0	28,714	28,778	29,118	0	51,825	55,171	0	51,825	53,281	
Juab	25,852	26,848	26,059	26,149	0	0	20,893	26,292	26,506	24,319	25,904	0	47,672	43,078	49,645	47,672	47,133	
Kane	27,793	27,531	28,178	27,914	0	0	30,938	19,584	24,929	26,036	27,793	0	52,169	48,017	40,928	52,169	47,802	
Millard	29,832	28,088	28,989	29,088	0	0	25,761	28,780	32,878	28,810	29,066	48,535	48,604	49,861	48,535	48,604	48,987	
Morgan	29,109	27,323	26,958	27,806	0	0	25,878	27,186	20,239	24,928	27,569	44,405	48,120	44,405	48,987	48,120	44,450	
Nebo	28,329	29,202	30,831	29,353	23,886	0	28,173	28,000	30,614	28,716	29,299	51,031	54,866	51,399	51,031	54,866	52,546	
North Sanpete	26,434	0	26,443	26,439	0	0	30,277	27,030	27,761	28,669	26,682	0	44,734	47,835	38,610	44,734	44,548	
North Summit	31,207	28,333	26,129	28,402	0	0	24,726	23,300	27,579	25,316	28,220	39,952	47,517	43,822	39,952	47,517	43,898	
Park City	29,657	32,258	31,319	30,833	0	0	29,548	28,251	30,230	29,468	30,738	0	52,884	50,996	45,935	52,884	50,089	
Plute	21,477	0	20,806	20,995	0	0	17,510	0	17,362	17,465	20,696	0	31,730	0	0	31,730	31,730	
Rich	29,407	25,222	25,948	27,209	0	0	34,297	0	31,774	32,786	27,489	0	40,989	46,495	0	40,989	41,489	
San Juan	29,338	28,133	28,264	28,737	0	0	27,257	25,673	24,455	26,049	28,392	50,921	48,725	45,378	50,921	48,725	47,358	
Sevier	26,805	26,874	26,885	26,848	30,348	0	26,961	23,770	25,435	25,997	26,759	41,952	41,189	41,952	44,656	41,189	42,310	
South Sanpete	27,183	25,009	26,847	26,647	33,216	0	29,455	27,532	25,143	28,733	26,820	47,662	47,008	43,283	47,662	47,008	45,775	
South Summit	26,294	0	27,361	26,924	0	0	26,300	19,925	32,675	26,300	26,880	48,303	50,890	46,933	48,303	50,890	48,709	
Tintic	27,589	0	28,833	28,281	0	0	33,771	0	23,534	26,509	28,156	0	38,375	37,758	0	38,375	38,169	
Tooele	29,239	28,304	29,918	29,506	0	22,368	26,684	24,437	25,471	25,791	29,120	44,503	47,397	48,205	44,503	47,397	47,581	
Uintah	28,151	28,660	27,086	27,855	26,766	26,259	29,010	29,262	27,846	28,040	27,882	47,544	49,117	47,544	51,070	49,117	48,697	
Wasatch	29,054	27,603	28,809	28,601	0	0	25,621	28,507	23,718	25,834	28,326	42,290	49,862	47,894	42,290	49,862	46,855	
Washington	29,751	0	28,328	29,054	26,561	0	27,125	0	24,620	25,857	28,740	0	51,900	54,456	0	51,900	53,017	
Wayne	24,483	28,213	26,789	26,081	0	0	21,866	36,125	30,126	28,095	26,226	0	0	0	0	0	0	
Weber	30,315	0	28,676	29,529	30,101	30,962	28,358	0	26,054	27,878	29,338	53,153	53,863	53,153	0	53,863	53,527	
Salt Lake City	32,890	0	33,581	33,179	35,596	30,631	32,514	0	34,328	33,187	33,180	0	51,853	51,564	0	51,853	51,689	
Ogden	30,109	28,870	31,097	30,056	34,079	0	28,499	28,261	29,531	29,703	30,002	50,596	54,720	51,686	50,596	54,720	51,901	
Provo	27,754	0	28,769	28,241	34,879	27,532	28,692	0	29,202	28,682	28,317	0	50,232	47,698	0	50,232	48,940	
Logan	28,536	29,968	31,048	29,586	29,888	0	27,758	24,079	24,753	25,756	29,242	45,814	53,341	45,814	47,609	53,341	48,145	
Murray	28,552	0	29,349	28,929	0	0	27,677	0	27,030	27,368	28,806	0	54,621	51,200	0	54,621	52,625	
AVERAGE	29,358	26,594	29,080	29,197	37,265	28,808	28,297	26,395	27,488	28,067	29,082	48,065	49,696	49,796	48,065	49,696	49,644	

UTAH STATE OFFICE OF EDUCATION
LEA AVERAGE CONTRACT SALARY FOR
CERTIFICATED PERSONNEL - 1994-95 (Continued)

Revised Dec 5, 1995

District	Other Instructional										Total	Administrative	Total
	Librarian	Counselor	Psychologist	Speech and Hearing	Social Worker	Adult Ed. Teacher	Other	Total	Instructional	Administrative			
Alpine	33,633	30,880	32,907	29,381	0	0	26,545	30,248	29,365	40,507	29,728		
Beaver	33,101	37,559	0	0	0	0	26,504	29,670	27,634	50,813	28,418		
Box Elder	35,284	32,778	35,835	25,402	20,916	31,286	35,835	30,610	29,185	54,009	29,551		
Cache	30,581	29,769	30,818	26,298	0	0	26,876	28,981	30,159	59,689	30,556		
Carbon	25,192	28,118	38,618	22,863	0	26,491	26,980	26,932	25,635	42,036	26,022		
Daggett	0	0	0	0	0	0	25,376	25,376	26,861	54,176	28,468		
Davis	31,959	33,379	33,361	31,938	32,573	26,120	26,548	31,959	29,478	38,526	29,791		
Duchesne	27,807	35,773	47,838	28,366	36,676	0	23,762	29,482	27,329	51,335	27,724		
Emery	21,450	27,062	0	25,820	0	0	29,860	26,609	22,475	32,981	22,703		
Garfield	0	18,934	0	0	0	0	0	18,934	27,464	44,218	27,871		
Grand	30,194	0	27,620	29,837	0	0	26,912	28,343	26,605	43,122	27,411		
Granite	33,536	35,231	39,441	31,763	33,992	34,313	31,437	34,029	31,432	42,159	31,585		
Iron	36,289	32,030	39,064	25,138	0	51,885	29,979	31,911	28,917	52,866	29,484		
Jordan	37,530	34,118	31,909	30,593	35,554	31,417	30,294	32,499	30,250	53,205	30,600		
Juab	0	31,655	0	28,855	0	0	0	30,669	27,012	46,451	27,876		
Kane	0	39,789	0	0	0	0	22,326	0	28,941	53,220	29,600		
Killard	36,339	31,672	28,356	31,293	20,314	0	25,205	31,380	30,143	61,293	30,728		
Morgan	45,355	28,169	0	0	0	46,960	17,689	28,249	28,419	58,562	28,713		
Nebo	34,964	30,684	32,611	28,926	43,054	0	25,575	30,390	30,361	52,443	30,801		
North Sanpete	0	33,603	21,268	33,172	0	0	25,642	29,458	27,900	52,358	28,691		
North Summit	37,090	31,173	0	26,820	0	0	0	34,667	29,510	59,000	30,036		
Park City	38,451	33,104	0	31,674	0	0	27,112	32,289	31,708	45,658	32,080		
Plute	18,940	0	0	0	0	0	19,174	19,399	21,029	34,066	22,860		
Rich	0	0	0	34,468	0	0	34,468	34,468	28,442	38,059	28,809		
San Juan	32,573	34,143	0	39,232	0	29,308	24,621	28,207	29,216	45,579	29,723		
Sevier	0	35,193	0	35,236	0	0	20,974	28,098	27,605	51,808	28,120		
South Sanpete	0	33,920	32,813	29,552	0	29,428	24,848	28,184	27,875	58,740	28,260		
South Summit	32,675	40,223	0	26,675	0	0	28,312	32,235	28,477	53,859	29,017		
Tintic	34,759	20,256	0	0	0	0	29,885	28,516	29,613	61,304	30,819		
Tooele	30,085	33,251	27,147	28,712	37,606	27,159	26,775	29,875	29,895	40,050	30,125		
Uintah	37,478	29,789	41,713	29,543	0	0	28,062	30,643	29,038	45,741	29,477		
Wasatch	32,014	28,685	0	27,589	0	0	22,235	28,964	29,199	53,240	29,767		
Washington	30,445	30,013	36,009	32,339	0	0	30,808	30,632	29,943	47,471	30,200		
Wayne	0	19,428	0	0	0	0	31,158	27,665	26,310	40,518	27,552		
Weber	31,132	32,424	38,997	29,440	32,539	26,884	29,512	31,143	30,523	49,852	31,106		
Salt Lake City	37,145	37,208	41,535	35,822	36,506	31,286	30,960	35,112	34,088	48,383	34,503		
Ogden	32,542	32,689	38,164	31,352	26,181	0	27,163	30,892	31,051	48,371	31,716		
Provo	30,719	31,418	32,730	33,723	51,994	53,048	37,655	33,284	29,538	55,044	29,967		
Logan	31,046	30,091	32,956	24,758	0	0	26,792	28,325	29,919	57,099	30,449		
Murray	38,677	34,896	38,786	36,539	30,381	0	31,268	35,562	30,182	55,466	30,826		
AVERAGE	33,524	33,186	34,230	30,476	34,358	32,097	28,767	32,009	30,145	45,926	30,537		



**AVERAGE CONTRACT SALARY AND CAREER LADDER MONIES
1994-95**

12/27/95 8:58

District	CONTRACT SALARY			CAREER LADDER MONIES				
	Average Teacher's Salary	Total No. Teachers in District	Average Teacher Benefits	Total Salary Monies	Total Soc. Sec. & Retirement	Total F.T.E. Receiving Career Ladder Funds	Average Career Ladder Per Teacher Salary Base	Average Benefits on Career Ladder
Alpine	28,369	1,571.270	8,905	3,189,437	698,024	1,632.370	1,607	428
Beaver	26,571	64.980	12,259	124,952	27,639	72.000	1,735	384
Box Elder	28,079	478.900	10,236	876,912	194,236	475.830	1,843	408
Cache	29,073	503.630	10,450	988,251	218,037	563.300	1,754	387
Carbon	24,661	223.210	9,415	377,800	82,997	232.860	1,622	356
Daggett	26,200	14.450	10,435	31,967	7,033	19.000	1,682	370
Davis	28,587	2,286.380	13,095	4,508,734	994,435	2,548.000	1,770	390
Duchesne	26,020	210.830	11,338	391,662	85,401	227.640	1,721	375
Emery	22,012	167.000	12,042	297,618	62,386	163.000	1,826	383
Garfield	26,142	63.070	12,239	118,354	25,434	64.000	1,849	397
Grand	25,587	83.500	8,862	163,335	35,978	92.000	1,775	391
Granite	30,410	3,142.280	11,022	6,259,336	1,380,769	3,605.000	1,736	383
Iron	27,575	255.500	11,642	490,503	90,633	255.500	1,920	355
Jordan	29,118	2,765.980	11,853	5,323,243	1,167,827	2,867.900	1,856	407
Juab	25,904	71.160	9,678	127,239	27,518	73.000	1,743	377
Kane	27,793	72.680	11,217	122,920	25,690	72.000	1,707	357
Millard	29,066	182.800	13,573	343,563	76,099	203.000	1,692	375
Morgan	27,569	89.730	11,679	170,705	37,811	95.280	1,792	397
Nebo	29,299	705.160	11,042	1,333,371	295,342	757.721	1,760	390
N Sanpete	26,662	107.200	11,656	192,728	42,689	108.870	1,770	392
N Summit	28,220	48.010	12,084	91,687	20,309	48.010	1,910	423
Park City	30,738	139.560	11,737	207,227	45,901	162.000	1,279	283
Plute	20,696	21.250	9,568	37,299	8,233	23.000	1,622	358
Rich	27,489	33.290	11,896	61,213	13,559	35.000	1,749	387
San Juan	28,392	199.120	11,505	353,559	47,296	228.130	1,550	207
Sevier	26,759	212.030	10,505	433,067	96,678	229.745	1,885	421
S Sanpete	26,820	138.980	12,513	245,708	51,967	125.000	1,966	416
S Summit	26,880	57.650	6,414	118,943	26,346	64.000	1,858	412
Tintic	28,156	16.540	11,770	18,804	4,165	20.000	940	208
Tooele	29,120	341.280	11,473	608,190	134,105	349.750	1,739	383
Uintah	27,882	304.040	10,938	584,902	128,775	311.840	1,876	413
Wasatch	28,326	139.440	12,839	265,986	58,915	152.000	1,750	388
Washington	28,740	634.860	11,882	1,250,814	277,055	689.400	1,814	402
Wayne	26,226	35.970	6,668	67,474	15,862	39.660	1,701	400
Weber	29,338	1,091.780	10,357	2,194,712	485,470	1,217.400	1,803	399
Salt Lake	33,180	1,087.940	11,457	2,105,780	448,306	1,281.860	1,643	350
Ogden	30,002	583.850	10,570	1,034,887	234,217	679.390	1,523	345
Provo	28,317	587.620	12,417	1,483,402	315,481	672.000	2,207	469
Logan	29,242	265.680	11,044	434,649	97,624	277.000	1,569	352
Murray	28,806	291.540	11,260	556,926	122,470	318.440	1,749	385
TOTAL	29,081	19,290.140	11,272	37,587,859	8,208,712	21,051.896	1,785	390

Source: School Districts
School Finance and Statistics Section
C:\EXCEL\AVGSALISALSUR4





Interns Included

No District	Total ADM*	Elementary			Middle Grades 5-9	Secondary Grades 7-12	Grades 1-12	Grades K-12	Special Education	Special Education & K-12
		Kinder-garten	Grades 1-6	Grades K-6						
01 ALPINE	41,520	23.49	26.38	26.14	26.40	26.39	26.27	5.61	24.26	
02 BEAVER	1,437	17.54	20.85	20.54	22.31	21.60	21.41	11.81	21.26	
03 BOX ELDER	11,226	22.76	23.59	23.52	26.13	24.42	24.36	21.66	24.30	
04 CACHE	12,949	22.92	25.31	25.08	23.48	26.57	26.41	16.32	26.16	
05 CARBON	5,005	16.69	27.22	26.02	26.53	24.80	24.43	7.08	23.19	
06 DAGGETT	210	8.00	19.26	17.41	10.98	14.03	13.62		13.62	
07 DAVIS	57,897	23.38	26.35	26.11	26.38	26.37	26.24	13.63	25.71	
08 DUCHESNE	4,568	17.49	21.59	21.21	23.60	22.63	22.38	12.39	21.72	
09 EMERY	3,317	10.72	20.08	18.91	22.15	21.15	20.47		20.83	
10 GARFIELD	1,129	17.24	20.24	19.99	21.63	18.36	18.32		18.48	
11 GRAND	1,562	20.37	19.64	19.68	17.88	18.72	18.78		19.14	
12 GRANITE	76,844	23.72	25.66	25.50	24.83	25.24	25.17	31.98	25.34	
13 IRON	6,292	22.54	25.69	25.41	16.74	24.85	24.75	7.40	24.12	
14 JORDAN	70,371	24.08	25.48	25.37	26.43	25.95	25.87	17.11	25.50	
15 JUAB	1,701	21.86	25.73	25.38	28.43	27.11	26.89	13.86	26.27	
16 KANE	1,476	15.24	22.84	21.91	16.67	19.67	19.45		19.57	
17 MILLARD	3,866	20.24	21.89	21.73	20.81	21.98	21.91		22.57	
18 MORGAN	2,036	19.85	22.12	21.88	22.07	23.13	23.02	10.18	22.72	
19 NEBO	18,331	27.24	24.25	24.50	26.97	26.39	26.42	21.77	26.33	
20 NO SANPETE	2,394	20.14	21.77	21.65	25.48	23.39	23.28	153.13	23.61	
21 NO SUMMIT	990	23.40	21.00	21.25	19.88	21.00	21.08		21.15	
22 PARK CITY	2,971	18.52	23.01	22.56	20.46	21.60	21.46	21.05	21.45	
23 PIUTE	392	21.26	25.92	25.52	16.62	19.16	19.22		19.37	
24 RICH	571	14.64	17.53	17.20	10.79	17.98	17.82	10.61	17.76	
25 SAN JUAN	3,448	16.69	18.25	18.09	15.83	17.03	17.01	5.68	16.23	
26 SEVIER	4,923	19.95	22.59	22.32	24.57	24.00	23.83	57.74	24.05	
27 SO SANPETE	2,982	22.64	25.63	25.39	20.28	22.25	22.26	7.07	21.75	
28 SO SUMMIT	1,164	21.31	19.93	20.05	19.00	20.01	20.05		20.43	
29 TINTIC	248	12.89	16.50	16.15	14.63	15.39	15.29		15.29	
30 TOOELE	7,420	25.00	23.83	23.92	22.31	23.22	23.29	27.49	23.36	
31 UINTAH	6,643	20.00	22.51	22.28	23.45	23.22	23.09	27.54	23.21	
32 WASATCH	3,285	23.91	24.27	24.24	24.97	24.22	24.21	31.69	24.32	
33 WASHINGTON	16,480	25.04	27.90	27.68	26.32	27.08	27.00	9.65	26.25	
34 WAYNE	599	13.45	17.25	16.85	21.09	17.08	16.92		17.09	
35 WEBER	27,552	22.89	25.82	25.59	26.55	26.19	26.06	38.62	26.33	
36 SALT LAKE	25,136	22.54	22.46	22.46	24.51	23.35	23.31	12.00	22.34	
37 OGDEN	12,706	23.19	23.25	23.25	20.44	22.88	22.89	9.01	21.68	
38 PROVO	13,537	18.28	25.53	24.71	26.06	25.80	25.35	7.30	23.29	
39 LOGAN	5,850	21.68	22.33	22.26	20.49	22.37	22.34	8.49	21.55	
40 MURRAY	6,749	21.53	22.47	22.40	24.79	23.60	23.52	17.15	23.31	
Totals	467,778	22.62	24.92	24.72	25.55	25.01	24.91	14.23	24.43	

*ADM does not include students attending out of state.

Interns and Resource Teachers Included

No District	Total ADM*	Elementary			Middle Grades 5-9	Secondary Grades 7-12	Grades 1-12	Grades K-12	Special Education	Special Education & K-12
		Kinder-garten	Grades 1-6	Grades K-6						
01 ALPINE	41,520	23.49	25.32	25.17	26.07	25.70	25.61	5.61	23.71	
02 BEAVER	1,437	17.54	19.52	19.35	21.71	20.63	20.49	11.81	20.36	
03 BOX ELDER	11,226	22.76	20.62	20.77	23.84	21.94	21.97	21.66	21.96	
04 CACHE	12,949	22.92	22.25	22.31	21.39	24.16	24.11	16.32	23.93	
05 CARBON	5,005	16.69	22.14	21.62	25.23	22.12	21.89	7.08	20.94	
06 DAGGETT	210	8.00	16.10	14.96	10.98	13.08	12.76		12.76	
07 DAVIS	57,897	23.38	23.53	23.52	25.02	24.26	24.23	13.63	23.81	
08 DUCHESNE	4,568	17.49	19.30	19.15	22.79	21.04	20.88	12.39	20.35	
09 EMERY	3,317	10.72	18.75	17.80	19.91	19.36	18.84		19.17	
10 GARFIELD	1,129	17.24	18.04	17.98	21.35	17.07	17.07		17.22	
11 GRAND	1,562	20.37	16.88	17.07	16.62	16.75	16.85		17.18	
12 GRANITE	76,844	23.72	22.73	22.80	23.42	23.07	23.09	31.98	23.30	
13 IRON	6,292	22.54	22.79	22.77	16.30	23.12	23.09	7.40	22.57	
14 JORDAN	70,371	24.08	22.99	23.06	24.98	23.94	23.95	17.11	23.68	
15 JUAB	1,701	21.86	22.57	22.52	24.30	23.97	23.89	13.86	23.46	
16 KANE	1,476	15.24	21.35	20.64	15.73	18.42	18.28		18.39	
17 MILLARD	3,866	20.24	19.22	19.31	19.40	19.84	19.86		20.45	
18 MORGAN	2,036	19.85	20.52	20.45	20.77	21.70	21.64	10.18	21.39	
19 NEBO	18,331	27.24	21.42	21.87	27.84	24.17	24.28	21.77	24.24	
20 NO SANPETE	2,394	20.14	19.02	19.09	21.06	20.71	20.70	153.13	20.99	
21 NO SUMMIT	990	23.40	18.83	19.25	18.80	19.51	19.63		19.69	
22 PARK CITY	2,971	18.52	21.48	21.20	18.84	20.18	20.11	21.05	20.12	
23 PIUTE	392	21.26	20.94	20.96	15.99	17.52	17.61		17.74	
24 RICH	571	14.64	16.20	16.04	10.21	16.86	16.75	10.61	16.71	
25 SAN JUAN	3,448	16.69	16.53	16.54	16.51	15.97	16.00	5.68	15.33	
26 SEVIER	4,923	19.95	19.75	19.77	23.89	21.68	21.62	57.74	21.83	
27 SO SANPETE	2,982	22.64	22.18	22.21	19.60	20.59	20.65	7.07	20.23	
28 SO SUMMIT	1,164	21.31	17.63	17.93	20.06	18.41	18.50		18.85	
29 TINTIC	248	12.89	15.63	15.38	13.38	14.28	14.23		14.23	
30 TOOEELE	7,420	25.00	20.96	21.25	23.30	20.79	20.94	27.49	21.03	
31 UINTAH	6,643	20.00	18.82	18.91	21.10	20.08	20.08	27.54	20.26	
32 WASATCH	3,285	23.91	21.27	21.48	21.31	22.06	22.13	31.69	22.26	
33 WASHINGTON	16,480	25.04	25.89	25.83	24.53	25.19	25.18	9.65	24.55	
34 WAYNE	599	13.45	15.68	15.46	18.80	15.81	15.72		15.88	
35 WEBER	27,552	22.89	21.88	21.94	24.45	23.13	23.12	38.62	23.41	
36 SALT LAKE	25,136	22.54	20.12	20.30	24.51	21.91	21.94	12.00	21.14	
37 OGDEN	12,706	23.19	20.11	20.36	19.68	20.67	20.77	9.01	19.83	
38 PROVO	13,537	18.28	22.46	22.04	24.73	23.57	23.29	7.30	21.59	
39 LOGAN	5,850	21.68	19.96	20.12	19.70	20.87	20.91	8.49	20.24	
40 MURRAY	6,749	21.53	20.61	20.68	23.85	22.15	22.12	17.15	21.97	
Totals	467,778	22.62	22.26	22.29	23.49	23.01	23.00	14.23	22.63	

*ADM does not include students attending out of state.



1994-95 Pupil - Teacher Ratios

Including Interns, Resource Teachers, and Teacher Aides*

No. District	Total ADM**	Elementary			Middle Grades 5-9	Secondary Grades 7-12	Grades 1-12	Grades K-12	Special Education	Special Education & K-12
		Kinder-garten	Grades 1-6	Grades K-6						
01 ALPINE	41,520	23.49	23.40	23.41		25.20	24.30	24.26	5.61	22.57
02 BEAVER	1,437	17.54	16.63	16.70		20.16	18.34	18.30	11.81	18.21
03 BOX ELDER	11,226	22.76	15.83	16.21	20.71	19.89	17.87	18.01	21.66	18.06
04 CACHE	12,949	22.92	15.83	16.27	18.73	27.55	19.44	19.55	16.32	19.49
05 CARBON	5,005	16.69	13.98	14.15	19.12	18.81	16.49	16.49	7.08	16.03
06 DAGGETT	210	8.00	12.92	12.35		10.98	11.88	11.66		11.66
07 DAVIS	57,897	23.38	18.38	18.68		22.26	20.16	20.27	13.63	20.05
08 DUCHESNE	4,568	17.49	13.27	13.52		20.18	16.26	16.30	12.39	16.11
09 EMERY	3,317	10.72	11.62	11.55		17.84	14.31	14.15		14.38
10 GARFIELD	1,129	17.24	11.83	12.10		19.11	13.27	13.38		13.49
11 GRAND	1,562	20.37	11.32	11.66		13.86	12.45	12.62		12.87
12 GRANITE	76,844	23.72	16.69	17.07		20.01	18.21	18.37	31.98	18.56
13 IRON	6,292	22.54	15.61	15.99		13.11	17.11	17.27	7.40	17.02
14 JORDAN	70,371	24.08	19.09	19.37		21.41	20.18	20.30	17.11	20.17
15 JUAB	1,701	21.86	13.05	13.48	19.02	19.27	16.04	16.19	13.86	16.12
16 KANE	1,476	15.24	14.38	14.45		15.29	14.98	14.99		15.08
17 MILLARD	3,866	20.24	11.19	11.67		15.05	13.43	13.59		14.00
18 MORGAN	2,036	19.85	16.12	16.41		18.43	18.40	18.44	10.18	18.29
19 NEBO	18,331	27.24	16.83	17.46		22.79	20.23	20.44	21.77	20.46
20 NO SANPETE	2,394	20.14	12.96	13.28	16.59	19.18	15.40	15.51	153.13	15.74
21 NO SUMMIT	990	23.40	13.36	14.05	17.95	18.31	16.40	16.58		16.63
22 PARK CITY	2,971	18.52	16.13	16.30	15.87	16.71	16.20	16.28	21.05	16.36
23 PIUTE	392	21.26	8.91	9.30		14.27	11.67	11.82		11.91
24 RICH	571	14.64	11.61	11.85	13.97	9.16	13.03	13.09	10.61	13.07
25 SAN JUAN	3,448	16.69	9.49	9.87		11.80	10.81	10.97	5.68	10.73
26 SEVIER	4,923	19.95	13.03	13.45	19.99	19.51	16.56	16.66	57.74	16.85
27 SO SANPETE	2,982	22.64	11.98	12.41	13.87	16.90	14.01	14.18	7.07	14.01
28 SO SUMMIT	1,164	21.31	13.90	14.38	18.23	17.18	16.02	16.17		16.48
29 TINTIC	248	12.89	10.05	10.23		12.13	11.12	11.17		11.17
30 TOOELE	7,420	25.00	14.93	15.45	19.82	17.49	16.28	16.52	27.49	16.65
31 UINTAH	6,643	20.00	14.36	14.69	19.20	19.78	16.90	17.00	27.54	17.20
32 WASATCH	3,285	23.91	11.90	12.46	16.70	21.70	15.36	15.57	31.69	15.73
33 WASHINGTON	16,480	25.04	18.16	18.51		22.50	20.11	20.25	9.65	19.90
34 WAYNE	599	13.45	12.53	12.60	16.64	14.24	14.02	14.00		14.15
35 WEBER	27,552	22.89	19.35	19.56		19.68	19.52	19.62	38.62	19.91
36 SALT LAKE	25,136	22.54	14.45	14.89		18.66	16.11	16.32	12.00	16.04
37 OGDEN	12,706	23.19	13.02	13.57	17.65	15.74	14.75	15.00	9.01	14.64
38 PROVO	13,537	18.28	15.64	15.83		20.56	17.83	17.85	7.30	16.97
39 LOGAN	5,850	21.68	15.13	15.59	16.09	19.44	16.52	16.70	8.49	16.34
40 MURRAY	6,749	21.53	16.94	17.21		20.86	18.74	18.83	17.15	18.79
Totals	467,778	22.62	16.88	17.22	19.40	20.54	18.56	18.69	14.23	18.52

*An assignment to assist a teacher with routine activities associated with teaching those activities requiring minor decisions regarding students, such as monitoring, conducting rote exercises, operating equipment, and clerking. **ADM does not include students attending out of state.

SPECIAL EDUCATION RESOURCE PROGRAMS
TOTAL ELEMENTARY AND SECONDARY BY
STUDENT COUNT AND AVERAGE DAILY MEMBERSHIP - 1994-95

DISTRICT	INTELLECTUAL DISABILITIES		TRAUMATIC BRAIN INJURIES		SPECIFIC LEARNING DISABILITIES		BEHAVIOR DISORDERS		DEAF	
	No. Served	ADM	No. Served	ADM	No. Served	ADM	No. Served	ADM	No. Served	ADM
Alpine	49	39.367	11	9.833	2,590	2,013.083	358	277.450	3	3.000
Beaver	4	4.000	2	0.983	83	67.233	0	0.000	0	0.000
Box Elder	20	15.983	10	8.294	664	518.283	50	34.811	2	2.000
Cache	23	19.811	8	6.383	487	382.322	42	30.172	0	0.000
Carbon	6	3.367	1	1.000	513	430.028	70	60.450	0	0.000
Daggett	0	0.000	0	0.000	13	11.078	2	1.372	0	0.000
Davis	50	36.222	31	20.072	3,980	2,966.839	473	307.378	9	6.978
Duchesne	11	8.467	1	0.911	333	245.367	54	32.383	0	0.000
Emery	4	3.372	1	1.000	209	193.072	32	24.894	0	0.000
Garfield	3	3.000	1	1.000	83	79.411	6	5.389	0	0.000
Grand	18	12.206	0	0.000	124	86.528	27	11.239	0	0.000
Granite	292	197.906	26	18.856	5,392	3,651.100	1,496	858.211	0	0.000
Iron	8	7.733	3	2.589	502	425.594	20	16.178	1	1.000
Jordan	24	22.628	17	15.078	2,369	2,164.478	799	706.289	6	6.000
Juab	3	2.939	0	0.000	163	153.106	10	8.406	0	0.000
Kane	3	2.800	0	0.000	116	98.961	10	6.644	0	0.000
Millard	5	5.000	1	0.739	260	213.706	50	43.639	0	0.000
Morgan	4	4.000	0	0.000	107	87.611	17	13.572	2	2.000
Nebo	38	30.789	7	6.000	1,207	1,061.783	287	230.556	0	0.000
No. Sanpete	4	3.989	1	1.000	195	167.839	29	25.206	1	0.322
No. Summit	6	5.361	0	0.000	71	50.372	4	3.744	0	0.000
Park City	7	4.928	2	1.578	185	130.572	15	9.617	1	1.000
Piute	1	0.878	0	0.000	27	32.039	2	5.417	0	0.000
Rich	1	1.000	0	0.000	37	31.506	1	1.000	0	0.000
San Juan	69	61.122	0	0.000	431	354.700	4	3.633	0	0.000
Sevier	28	22.467	0	0.000	408	287.244	62	49.361	0	0.000
So. Sanpete	9	6.561	3	2.128	357	322.917	7	6.067	0	0.000
So. Summit	5	3.717	0	0.000	62	55.978	10	8.111	0	0.000
Tintic	6	5.200	0	0.000	538	408.022	33	23.367	0	0.000
Tooele	13	10.572	1	0.267	646	452.689	116	71.400	0	0.000
Uintah	51	38.017	0	0.000	228	166.244	17	8.956	1	1.000
Wasatch	2	1.450	3	4.744	1,287	927.194	79	38.878	1	1.000
Washington	16	13.450	9	4.744	28	26.094	2	2.000	0	0.000
Wayne	25	17.633	1	1.000	2,080	1,600.283	219	156.983	2	2.000
Weber	28	18.128	9	7.111	2,025	1,453.033	367	217.444	0	0.000
Salt Lake	50	33.344	7	4.167	927	671.911	81	47.694	2	1.400
Ogden	17	10.956	2	1.089	958	721.567	170	109.339	0	0.000
Provo	7	3.367	4	2.761	228	176.128	33	22.700	0	0.000
Logan	11	4.839	3	2.100	311	192.283	55	35.111	1	1.000
Murray	11	4.839	0	0.000	30,244	23,104.892	5,110	3,516.061	32	28.700
TOTALS	922	687.419	165	122.294	30,244	23,104.892	5,110	3,516.061	32	28.700

SPECIAL EDUCATION RESOURCE PROGRAMS
TOTAL ELEMENTARY AND SECONDARY BY
STUDENT COUNT AND AVERAGE DAILY MEMBERSHIP - 1994-95

DISTRICT	HEARING IMPAIRMENTS		SPEECH AND LANGUAGE IMPAIRMENTS		MILD HEARING IMPAIRMENTS		ORTHOPEDIC IMPAIRMENTS		OTHER HEALTH IMPAIRMENTS	
	No. Served	ADM	No. Served	ADM	No. Served	ADM	No. Served	ADM	No. Served	ADM
Alpine	37	32,939	761	541,100	0	0.000	3	0.711	15	12,844
Beaver	1	0.822	24	20,000	0	0.000	0	0.000	0	0.000
Box Elder	12	10,478	380	299,128	0	0.000	5	3,328	10	8,283
Cache	10	7,539	546	418,694	0	0.000	3	3,000	10	6,422
Carbon	3	2,917	130	106,100	0	0.000	0	0.000	2	2,000
Daggett	1	1,000	9	8,283	0	0.000	0	0.000	0	0.000
Davis	67	57,756	1,551	1,147,144	178	121,656	12	8,178	99	67,528
Duchesne	3	3,000	68	48,889	0	0.000	1	1,000	4	3,300
Emery	1	1,000	96	81,383	0	0.000	0	0.000	2	1,694
Garfield	1	1,000	23	20,378	0	0.000	0	0.000	0	0.000
Grand	0	0.000	41	36,628	0	0.000	0	0.000	4	3,011
Granite	72	56,539	1,406	993,167	0	0.000	18	12,178	115	78,089
Iron	3	2,656	74	58,467	0	0.000	1	0.761	11	8,389
Jordan	21	20,561	1,743	1,645,889	6	5,439	8	7,311	70	66,583
Juab	2	1,744	28	28,000	0	0.000	1	1,000	0	0.000
Kane	0	0.000	41	35,900	0	0.000	1	1,000	1	1,000
Millard	1	0.333	121	106,694	0	0.000	3	2,894	3	2,344
Morgan	0	0.000	33	25,761	0	0.000	1	1,000	0	0.000
Nebo	4	3,567	344	286,389	74	59,778	1	1,000	5	4,228
No. Sanpete	1	0.994	21	16,733	0	0.000	1	1,000	1	0.444
No. Summit	0	0.000	28	19,244	0	0.000	0	0.000	0	0.000
Park City	1	1,000	54	40,350	0	0.000	0	0.000	4	4,000
Plute	0	0.000	10	9,611	0	0.000	0	0.000	0	0.000
Rich	0	0.000	24	19,111	0	0.000	0	0.000	0	0.000
San Juan	0	0.000	47	32,917	0	0.000	3	3,000	0	0.000
Sevier	4	4,000	83	76,078	0	0.000	0	0.000	2	2,000
So. Sanpete	3	2,244	58	55,039	0	0.000	1	0.994	3	2,911
So. Summit	0	0.000	5	4,072	0	0.000	1	0.539	0	0.000
Tintic	0	0.000	4	4,000	0	0.000	0	0.000	2	0.533
Tooele	2	1,244	181	151,650	0	0.000	7	6,606	5	4,533
Uintah	1	1,000	212	155,850	0	0.000	1	1,000	11	7,367
Wasatch	1	1,000	48	37,933	0	0.000	0	0.000	3	2,361
Washington	7	6,544	313	249,367	0	0.000	5	4,894	11	6,811
Wayne	0	0.000	14	12,211	0	0.000	0	0.000	0	0.000
Weber	14	12,644	625	453,344	0	0.000	8	7,722	31	21,022
Salt Lake	7	4,883	421	299,533	0	0.000	7	5,394	17	15,206
Ogden	13	8,861	363	259,511	0	0.000	5	3,800	22	15,928
Provo	5	4,628	224	147,772	0	0.000	5	3,939	11	7,872
Logan	4	3,428	206	145,811	0	0.000	1	0.644	9	7,400
Murray	2	2,000	170	121,456	0	0.000	5	3,478	2	1,244
TOTALS	304	258,321	10,530	8,221,587	258	186,873	108	86,371	485	365,347

107

106

SPECIAL EDUCATION RESOURCE PROGRAMS
TOTAL ELEMENTARY AND SECONDARY BY
STUDENT COUNT AND AVERAGE DAILY MEMBERSHIP - 1994-95

DISTRICT	VISUAL IMPAIRMENTS		SEVERE MULTIPLE DISABILITIES		DUAL SENSORY IMPAIRMENTS (DEAF/BLIND)		AUTISM		TOTAL	
	No. Served	ADM	No. Served	ADM	No. Served	ADM	No. Served	ADM	No. Served	ADM
Alpine	6	6.000	6	4.122	0	0.000	0	0.000	3,839	2,940.449
Beaver	0	0.000	0	0.000	0	0.000	1	1.000	115	94.038
Box Elder	5	4.367	1	0.994	0	0.000	1	1.000	1,160	906.949
Cache	1	1.000	0	0.000	0	0.000	0	0.000	1,130	875.343
Carbon	5	5.000	0	0.000	0	0.000	0	0.000	730	610.862
Daggett	0	0.000	0	0.000	0	0.000	0	0.000	25	21.733
Davis	26	19.306	11	8.278	0	0.000	0	0.000	6,487	4,767.335
Duchesne	2	2.000	1	1.000	0	0.000	0	0.000	478	346.317
Emery	4	3.956	0	0.000	0	0.000	0	0.000	349	310.371
Garfield	0	0.000	0	0.000	0	0.000	0	0.000	117	110.178
Grand	2	1.167	0	0.000	0	0.000	0	0.000	216	150.779
Granite	33	25.161	4	0.972	1	1.000	9	6.456	8,864	5,899.635
Iron	0	0.000	1	1.000	0	0.000	0	0.000	624	524.367
Jordan	21	20.967	0	0.000	0	0.000	3	3.000	5,087	4,684.223
Juab	0	0.000	0	0.000	0	0.000	0	0.000	207	195.195
Kane	3	2.994	4	4.000	0	0.000	0	0.000	179	153.299
Millard	0	0.000	1	1.000	0	0.000	0	0.000	445	376.349
Morgan	2	2.000	1	1.000	0	0.000	0	0.000	167	146.944
Nebo	6	5.361	7	6.983	0	0.000	0	0.000	1,980	1,698.434
No. Sanpete	0	0.000	0	0.000	0	0.000	0	0.000	254	217.527
No. Summit	0	0.000	0	0.000	0	0.000	1	0.383	110	79.104
Park City	0	0.000	0	0.000	0	0.000	0	0.000	269	193.045
Plute	0	0.000	0	0.000	0	0.000	0	0.000	40	47.945
Rich	0	0.000	0	0.000	0	0.000	0	0.000	63	52.617
San Juan	3	3.000	2	1.744	0	0.000	0	0.000	559	460.116
Sevier	2	2.000	1	0.194	0	0.000	1	1.000	591	444.344
So. Sanpete	0	0.000	0	0.000	0	0.000	0	0.000	441	398.861
So. Summit	0	0.000	2	2.000	0	0.000	0	0.000	85	74.417
Tintic	0	0.000	0	0.000	0	0.000	0	0.000	33	27.427
Tooele	0	0.000	0	0.000	0	0.000	3	3.000	783	609.261
Uintah	1	1.000	3	2.650	0	0.000	0	0.000	1,042	730.973
Wasatch	0	0.000	5	4.517	0	0.000	0	0.000	308	225.072
Washington	8	6.378	0	0.000	0	0.000	1	0.206	1,737	1,259.466
Wayne	0	0.000	0	0.000	0	0.000	0	0.000	46	42.155
Weber	9	8.517	3	2.000	0	0.000	2	1.572	3,027	2,290.831
Salt Lake	8	6.922	9	6.817	0	0.000	1	0.906	2,897	2,032.433
Ogden	4	3.139	2	1.644	0	0.000	1	1.000	1,472	1,049.321
Provo	2	2.000	1	1.000	0	0.000	0	0.000	1,397	1,011.834
Logan	1	1.000	0	0.000	0	0.000	0	0.000	492	362.578
Murray	4	2.711	3	1.661	0	0.000	1	1.000	565	366.783
TOTALS	158	135.946	68	53.576	1	1.000	25	20.523	48,410	36,788.910

SPECIAL EDUCATION SELF-CONTAINED PROGRAMS
TOTAL ELEMENTARY AND SECONDARY BY
STUDENT COUNT AND AVERAGE DAILY MEMBERSHIP 1994-95

DISTRICT	INTELLECTUAL DISABILITIES		TRAUMATIC BRAIN INJURIES		SPECIFIC LEARNING DISABILITIES		BEHAVIOR DISORDERS		DEAF		HEARING IMPAIRMENTS	
	No. Served	ADM	No. Served	ADM	No. Served	ADM	No. Served	ADM	No. Served	ADM	No. Served	ADM
Alpine	222	193.972	4	3.317	502	378.056	102	72.139	6	6.000	2	1.850
Beaver	2	2.000	1	1.000	5	5.000	0	0.000	1	1.000	0	0.000
Box Elder	84	76.133	3	3.000	92	65.850	32	22.700	0	0.000	1	1.000
Cache	72	65.789	3	2.111	78	63.667	18	12.600	0	0.000	2	1.978
Carbon	61	49.161	0	0.000	6	5.539	15	9.028	0	0.000	0	0.000
Daggett	0	0.000	0	0.000	0	0.000	0	0.000	0	0.000	0	0.000
Davis	316	269.194	15	9.783	566	403.028	314	193.200	7	5.161	9	8.322
Duchesne	24	18.844	0	0.000	72	55.922	35	23.489	0	0.000	0	0.000
Emery	16	14.122	0	0.000	29	27.939	3	1.900	1	1.000	0	0.000
Garfield	5	5.000	2	1.822	0	0.000	0	0.000	0	0.000	0	0.000
Grand	15	8.672	0	0.000	15	8.956	10	4.844	0	0.000	0	0.000
Granite	804	617.689	14	9.389	848	549.422	855	434.411	4	3.150	4	1.933
Iron	35	32.511	3	3.000	11	8.100	5	5.000	2	2.000	0	0.000
Jordan	374	341.417	11	8.911	656	581.800	308	243.456	6	5.156	3	2.883
Juab	19	18.811	0	0.000	16	15.483	3	2.144	0	0.000	0	0.000
Kane	1	1.000	2	1.444	4	4.000	0	0.000	0	0.000	0	0.000
Millard	11	10.378	3	2.567	65	56.778	29	20.811	2	1.417	1	1.000
Morgan	3	2.361	0	0.000	6	6.000	0	0.000	1	1.000	0	0.000
Nebo	79	71.911	5	5.000	136	122.044	49	40.956	0	0.000	0	0.000
No. Sanpete	9	7.389	4	2.428	22	19.044	3	1.844	0	0.000	0	0.000
No. Summit	0	0.000	0	0.000	0	0.000	0	0.000	0	0.000	0	0.000
Park City	7	5.011	3	1.861	40	33.822	9	5.900	0	0.000	0	0.000
Plute	1	2.000	0	0.000	0	0.000	0	0.000	0	0.000	1	0.922
Rich	1	1.000	0	0.000	0	0.000	0	0.000	0	0.000	0	0.000
San Juan	45	39.272	0	0.000	28	17.789	2	1.144	0	0.000	0	0.000
Savfer	29	23.106	2	1.372	52	28.744	10	8.272	0	0.000	0	0.000
So. Sanpete	22	19.711	1	1.000	1	1.000	2	2.000	0	0.000	1	1.000
So. Summit	2	1.739	0	0.000	11	8.500	2	1.539	0	0.000	0	0.000
Tintic	0	0.000	0	0.000	0	0.000	0	0.000	0	0.000	0	0.000
Tooele	41	36.083	0	0.000	85	60.694	4	3.550	1	0.711	0	0.000
Uintah	60	48.156	0	0.000	101	65.928	28	18.483	0	0.000	3	2.372
Wasatch	7	5.950	4	4.000	49	37.350	5	3.783	0	0.000	1	1.000
Washington	66	59.678	4	2.750	151	107.606	23	15.844	0	0.000	1	1.000
Wayne	6	5.950	0	0.000	0	0.000	0	0.000	0	0.000	0	0.000
Weber	119	106.567	7	6.872	484	331.911	94	62.617	2	1.361	1	0.283
Salt Lake	279	219.117	2	1.272	495	346.728	332	196.283	0	0.000	0	0.000
Ogden	176	145.250	5	4.000	208	147.222	59	39.506	1	1.000	1	1.000
Provo	121	97.283	6	3.267	204	154.289	62	39.072	0	0.000	1	1.000
Logan	35	33.033	2	1.439	54	39.822	36	26.389	0	0.000	0	0.000
Murray	27	17.233	2	1.472	117	76.689	26	17.461	1	1.000	0	0.000
TOTALS	3,196	2,672.493	108	83.077	5,189	3,634.722	2,475	1,530.365	35	29.956	32	27.543

111

110

SPECIAL EDUCATION SELF-CONTAINED PROGRAMS
TOTAL ELEMENTARY AND SECONDARY BY
STUDENT COUNT AND AVERAGE DAILY MEMBERSHIP 1994-95

DISTRICT	SPEECH AND LANGUAGE IMPAIRMENTS		MILD HEARING IMPAIRMENTS		ORTHOPEDIC IMPAIRMENTS		OTHER HEALTH IMPAIRMENTS		VISUAL IMPAIRMENTS		SMD NOT IN TRAINING CENTERS	
	No. Served	ADM	No. Served	ADM	No. Served	ADM	No. Served	ADM	No. Served	ADM	No. Served	ADM
Alpine	29	23.183	0	0.000	0	0.000	5	4.550	0	0.000	41	36.461
Beaver	0	0.000	0	0.000	0	0.000	1	0.811	0	0.000	1	1.000
Box Elder	12	8.450	0	0.000	4	2.989	11	9.217	1	1.000	11	11.000
Cache	17	14.556	0	0.000	1	1.000	2	0.922	0	0.000	20	20.000
Carbon	0	0.000	0	0.000	0	0.000	0	0.000	0	0.000	2	1.911
Daggatt	0	0.000	0	0.000	0	0.000	0	0.000	0	0.000	0	0.000
Davis	48	36.044	0	0.000	9	9.000	29	21.489	7	5.589	121	111.078
Duchesne	2	1.433	0	0.000	0	0.000	3	2.950	2	2.000	6	6.000
Emery	1	1.000	0	0.000	0	0.000	1	1.000	0	0.000	5	4.956
Garfield	0	0.000	0	0.000	0	0.000	0	0.000	1	1.000	0	0.000
Grand	0	0.000	0	0.000	0	0.000	0	0.000	1	0.828	6	5.578
Granite	158	102.039	0	0.000	17	12.633	59	38.311	6	5.133	49	37.344
Iron	2	1.994	0	0.000	0	0.000	0	0.000	0	0.000	9	8.994
Jordan	262	231.072	16	12.983	40	38.739	50	43.778	6	4.956	31	26.022
Juab	0	0.000	0	0.000	0	0.000	0	0.000	0	0.000	4	4.139
Kane	0	0.000	0	0.000	0	0.000	2	2.000	0	0.000	0	0.000
Killard	1	0.622	0	0.000	1	1.000	2	1.989	1	0.417	12	10.744
Morgan	1	1.000	0	0.000	0	0.000	0	0.000	0	0.000	8	8.000
Nebo	0	0.000	3	2.850	1	1.000	2	2.000	2	1.000	30	29.567
No. Sanpete	0	0.000	0	0.000	2	1.594	2	1.744	0	0.000	5	3.722
No. Summit	0	0.000	0	0.000	0	0.000	0	0.000	1	1.000	2	2.000
Park City	2	1.361	0	0.000	3	2.006	0	0.000	2	2.000	3	2.867
Plute	0	0.000	0	0.000	0	0.000	0	0.000	0	0.000	0	0.000
Ritch	0	0.000	0	0.000	0	0.000	0	0.000	1	1.000	23	20.633
San Juan	0	0.000	0	0.000	1	1.000	0	0.000	0	0.000	13	10.989
Sevier	0	0.000	0	0.000	0	0.000	1	1.000	0	0.000	3	2.189
So. Sanpete	0	0.000	0	0.000	1	1.000	0	0.000	0	0.000	9	8.750
So. Summit	0	0.000	0	0.000	0	0.000	0	0.000	0	0.000	0	0.000
Tintic	0	0.000	0	0.000	3	2.244	6	5.272	1	1.000	4	3.389
Troele	9	7.061	0	0.000	0	0.000	0	0.000	1	1.000	15	12.639
Uintah	6	3.533	0	0.000	0	0.000	0	0.000	0	0.000	11	10.300
Wasatch	11	7.883	0	0.000	4	3.961	3	0.928	2	1.317	38	34.039
Washington	0	0.000	0	0.000	0	0.000	0	0.000	0	0.000	0	0.000
Wayne	24	22.728	0	0.000	5	3.244	12	11.461	4	3.261	68	62.661
Weber	152	103.011	0	0.000	3	1.856	12	7.917	0	0.000	132	109.333
Salt Lake	28	17.650	0	0.000	7	4.378	19	16.517	2	2.000	64	55.272
Ogden	2	1.106	0	0.000	1	0.022	10	8.044	2	1.122	19	17.961
Provo	8	7.194	0	0.000	0	0.000	4	3.011	0	0.000	10	9.994
Murray	11	7.961	0	0.000	2	1.500	2	2.000	1	1.000	26	23.900
TOTALS	786	600.781	19	15.833	105	89.156	238	186.911	45	37.623	801	713.432

SPECIAL EDUCATION SELF-CONTAINED PROGRAMS
TOTAL ELEMENTARY AND SECONDARY BY
STUDENT COUNT AND AVERAGE DAILY MEMBERSHIP 1994-95

DISTRICT	TRAINING CENTERS		DUAL SENSORY IMPAIRMENTS (DEAF/BLIND)		AUTISM		HOMEBOUND AND HOSPITALIZED DISABILITIES		TOTAL	
	No. Served	ADM	No. Served	ADM	No. Served	ADM	No. Served	ADM	No. Served	ADM
Alpine	182	171.894	0	0.000	6	5.856	5	3.550	1,106	900.828
Beaver	0	0.000	0	0.000	0	0.000	1	1.000	12	11.811
Box Elder	0	0.000	0	0.000	1	0.489	14	6.072	266	207.900
Cache	5	4.183	6	5.356	2	2.000	3	1.628	229	195.790
Carbon	43	39.900	0	0.000	0	0.000	1	0.650	128	106.189
Daggett	0	0.000	0	0.000	0	0.000	0	0.000	0	0.000
Davis	152	127.183	3	3.000	19	18.828	23	9.561	1,638	1,230.460
Duchesne	75	52.567	0	0.000	0	0.000	4	4.000	223	167.205
Emery	0	0.000	0	0.000	1	1.000	2	1.633	59	54.550
Garfield	0	0.000	0	0.000	1	1.000	1	0.728	10	9.550
Grand	0	0.000	0	0.000	1	0.117	0	0.000	48	28.995
Granite	314	239.822	0	0.000	15	11.972	174	51.139	3,321	2,114.387
Iron	0	0.000	0	0.000	3	3.000	2	2.000	72	66.599
Jordan	305	281.561	0	0.000	11	10.078	19	11.272	2,098	1,844.084
Juab	0	0.000	0	0.000	1	1.000	0	0.000	43	41.577
Kane	0	0.000	0	0.000	0	0.000	0	0.000	9	8.444
Millard	0	0.000	0	0.000	1	1.000	0	0.000	129	108.723
Morgan	0	0.000	0	0.000	2	2.000	0	0.000	21	20.361
Nebo	0	0.000	0	0.000	3	3.000	2	1.906	312	281.234
No Sanpete	0	0.000	0	0.000	0	0.000	3	0.517	50	38.282
No Summit	0	0.000	0	0.000	0	0.000	0	0.000	3	3.000
Park City	1	1.000	0	0.000	1	1.000	0	0.000	71	56.828
Piute	0	0.000	0	0.000	0	0.000	0	0.000	2	2.922
Rich	0	0.000	0	0.000	0	0.000	1	0.333	3	2.333
San Juan	0	0.000	0	0.000	0	0.000	1	0.167	100	80.005
Sevier	0	0.000	0	0.000	1	1.000	0	0.000	108	74.483
So Sanpete	0	0.000	0	0.000	1	1.000	3	1.894	36	31.794
So Summit	0	0.000	0	0.000	0	0.000	0	0.000	24	20.528
Tintic	0	0.000	0	0.000	0	0.000	0	0.000	0	0.000
Tooele	14	14.000	0	0.000	3	3.000	1	0.428	172	137.432
Uintah	61	51.083	0	0.000	2	1.144	4	2.033	281	206.371
Wasatch	0	0.000	0	0.000	0	0.000	1	1.000	78	63.383
Washington	0	0.000	0	0.000	8	6.506	19	10.806	330	252.318
Wayne	0	0.000	0	0.000	0	0.000	0	0.000	6	5.950
Weber	286	193.600	0	0.000	4	3.278	25	4.844	1,115	814.688
Salt Lake	86	54.228	0	0.000	16	13.550	166	52.939	1,675	1,106.234
Ogden	0	0.000	1	1.000	6	4.811	9	3.772	566	443.378
Provo	181	136.078	0	0.000	5	5.000	2	1.044	616	465.288
Logan	0	0.000	1	1.000	4	3.028	4	0.989	158	125.899
Murray	0	0.000	0	0.000	5	4.222	0	0.000	220	154.338
TOTALS	1,705	1,367.099	11	10.356	123	108.879	490	175.905	15,356	11,484.141

115

114

**ADULT BASIC EDUCATION AND ADULT HIGH SCHOOL ENROLLEES* BY AGE AND SEX
TOTAL ENROLLEES LEVELS I & II (PRE-LEVEL I & GRADES 1-12) – 1994-95**

District	17 & Under		18-24		25-44		45-59		60 & Over		Total	
	Male	Female	Male	Female	Male	Female	Male	Female	Male	Female	Male	Female
Alpine	0	0	600	523	59	98	7	16	13	23	679	660
Beaver	5	7	4	15	1	4	0	1	0	0	10	27
Box Elder	7	39	171	125	66	72	4	8	2	0	250	244
Cache	0	0	28	116	99	98	54	8	0	0	181	222
Carbon	39	45	15	12	106	84	0	0	0	0	160	141
Daggett	0	0	1	1	0	1	0	0	0	0	1	2
Davis	970	611	770	500	431	442	51	69	11	3	2,233	1,625
Duchesne	4	16	10	16	3	7	0	1	0	0	17	40
Emery	0	0	1	9	3	8	0	0	0	1	4	18
Garfield	3	2	2	5	2	2	2	2	0	0	9	11
Grand	4	3	13	4	11	4	0	1	1	1	29	13
Granite	633	648	1,230	1,101	636	736	79	141	28	29	2,606	2,655
Iron	33	60	78	58	28	39	2	4	0	2	141	163
Jordan	7	1	483	302	705	229	149	153	6	5	1,350	690
Juab	31	25	21	13	7	21	2	4	2	0	63	63
Kane	3	3	4	12	4	7	0	3	0	0	11	25
Millard	2	1	20	21	15	24	7	5	0	0	44	51
Morgan	9	19	17	11	11	12	2	0	0	1	39	43
Nebo	52	74	120	159	83	116	20	25	5	7	280	381
No. Sanpete	3	0	21	32	17	26	2	2	1	1	44	61
No. Summit	2	2	0	0	0	0	8	7	0	0	10	9
Park City	0	0	12	13	22	13	0	1	0	0	34	27
Piute	2	5	0	2	1	0	0	0	0	0	3	7
Rich	0	0	0	0	0	2	0	0	0	0	0	2
San Juan	11	23	62	66	49	84	9	19	1	1	132	193
Sevier	22	19	66	94	19	61	9	11	1	1	117	186
So. Sanpete	3	1	179	9	403	7	51	0	6	0	642	17
So. Summit	0	0	2	2	1	3	2	0	0	0	5	5
Tintic	0	0	1	2	1	5	0	0	0	0	2	7
Tooele	1	3	96	103	68	116	7	74	0	2	172	298
Uintah	0	0	41	56	16	38	1	3	0	0	58	97
Wasatch	2	7	2	8	8	15	0	0	0	0	12	30
Washington	0	0	199	185	155	177	80	119	2	4	436	485
Wayne	2	2	2	5	1	3	0	1	0	0	5	11
Weber	22	16	313	289	168	188	25	23	3	2	531	518
Salt Lake	565	608	1,210	1,001	940	961	570	486	40	35	3,325	3,091
Ogden	25	14	563	505	483	476	84	71	28	20	1,183	1,086
Provo	28	12	523	334	458	370	70	144	25	39	1,104	899
Logan	3	2	32	29	37	35	6	7	0	0	78	73
Murray	0	0	104	168	37	108	9	12	0	2	150	290
Literacy Action Ctr	0	0	11	2	119	81	54	38	8	6	192	127
Box Elder Prison**	1	0	28	0	12	0	0	0	0	0	41	0
San Juan Prison**	0	0	2	0	13	0	1	0	0	0	16	0
So. Park Prison**	7	1	288	21	503	61	45	4	4	0	847	87
Central Utah Acad.**	3	0	171	0	402	0	51	0	6	0	633	0
Ogden Prison**	8	0	87	31	80	54	3	1	0	0	178	86
TOTALS	2,493	2,268	7,027	5,908	5,273	4,773	1,366	1,459	183	185	16,342	14,593

*Total number of students enrolled during fiscal year. Each student is counted only once.

**Prison totals are calculated in grand totals of respective school districts.

**ADULT BASIC EDUCATION AND ADULT HIGH SCHOOL ENROLLEES* BY SEX, RACE, AND SELECTED ETHNIC GROUPS
TOTAL ENROLLEES LEVELS I & II (PRE-LEVEL I & GRADES 1-12) - 1994-95**

District	American Indian or Alaskan Native		Hispanic		Asian		Pacific Islander		Not of Hispanic Origin:				Total	
	Male	Female	Male	Female	Male	Female	Male	Female	Black		White		Male	Female
									Male	Female	Male	Female		
Alpine	6	4	100	88	11	19	2	8	0	3	560	538	679	660
Beaver	1	1	1	2	0	0	0	0	0	0	8	24	10	27
Box Elder	12	8	74	56	9	4	0	0	0	0	155	176	250	244
Cache	1	2	131	152	2	4	1	1	0	0	46	63	181	222
Carbon	0	0	22	28	7	3	0	0	1	0	130	110	160	141
Daggett	0	0	0	0	0	0	0	0	0	0	1	2	1	2
Davis	34	22	255	217	95	56	6	5	57	24	1,786	1,301	2,233	1,625
Duchesne	2	2	1	3	0	0	0	0	0	0	14	35	17	40
Emery	0	1	0	0	0	0	0	0	0	0	4	17	4	18
Garfield	0	0	0	0	0	0	0	0	0	0	9	11	9	11
Grand	0	2	2	0	0	0	0	0	1	0	26	11	29	13
Granite	61	41	444	467	116	148	68	49	48	28	1,869	1,922	2,606	2,655
Iron	8	15	8	9	0	0	1	3	2	1	122	135	141	163
Jordan	32	18	357	127	97	61	20	12	70	14	774	458	1,350	690
Juab	0	0	1	3	0	0	0	0	0	0	62	60	63	63
Kane	1	0	0	1	0	0	0	0	0	0	10	24	11	25
Millard	4	0	4	5	0	0	0	0	0	0	36	46	44	51
Morgan	0	0	12	13	0	0	0	0	0	0	27	30	39	43
Nebo	1	2	150	141	7	11	0	1	0	0	122	226	280	381
No. Sanpete	1	0	16	19	0	0	0	0	0	0	27	42	44	61
No. Summit	0	0	10	9	0	0	0	0	0	0	0	0	10	9
Park City	0	0	34	25	0	1	0	0	0	0	0	1	34	27
Piute	0	0	3	2	0	0	0	0	0	0	0	5	3	7
Rich	0	0	0	0	0	0	0	0	0	0	0	2	0	2
San Juan	85	160	13	10	0	0	0	0	0	0	34	23	132	193
Sevier	8	7	15	2	0	0	0	0	1	0	93	177	117	186
So. Sanpete	27	0	158	1	10	0	3	0	36	0	408	16	642	17
So. Summit	0	0	0	0	0	0	0	0	0	0	5	5	5	5
Tintic	0	0	0	0	0	0	0	0	0	0	2	7	2	7
Tooele	8	13	69	93	0	4	0	0	2	2	93	186	172	298
Uintah	13	24	3	11	2	1	0	0	0	0	40	61	58	97
Wasatch	0	1	0	0	0	0	0	0	0	0	12	29	12	30
Washington	12	15	83	73	5	6	1	1	5	0	330	390	436	485
Wayne	0	0	0	0	0	0	0	0	0	0	5	11	5	11
Weber	6	9	212	144	17	29	0	2	13	17	283	317	531	518
Salt Lake	107	98	634	604	384	323	54	50	119	77	2,027	1,939	3,325	3,091
Ogden	71	44	371	374	67	73	7	9	71	50	596	536	1,183	1,086
Provo	38	27	332	305	21	60	12	3	16	7	685	497	1,104	899
Logan	0	1	23	14	21	26	0	0	2	3	32	29	78	73
Murray	1	2	30	52	20	39	3	0	4	3	92	194	150	290
Literacy Action Ctr	2	2	17	11	7	6	2	2	8	3	156	103	192	127
Box Elder Prison**	4	0	6	0	0	0	0	0	0	0	31	0	41	0
San Juan Prison**	5	0	1	0	0	0	0	0	0	0	10	0	16	0
So. Park Prison**	24	4	257	23	12	1	11	0	70	13	473	46	847	87
Central Utah Acad.**	26	0	158	0	10	0	3	0	36	0	400	0	633	0
Ogden Prison**	12	8	44	23	1	0	0	0	11	9	110	46	178	86
TOTALS	542	521	3,585	3,061	898	874	180	146	456	232	10,681	9,759	16,342	14,593

*Total number of students enrolled during fiscal year. Each student is counted only once.

**Prison Totals are calculated in grand totals of respective school districts.

**ADULT EDUCATION
NUMBER OF UNITS OF CREDIT AWARDED
FROM ALL SOURCES BY TOTAL - 1994-95**

District	District Courses of Instruction	Basic Military Training	Work Experience	On-the-Job Training	GED Testing	Other Tests	Other	Total
Alpine	0.0000	2.5000	190.8270	0.0000	575.0000	822.8425	98.0800	1,689.2495
Beaver	25.5000	0.0000	2.0000	0.0000	0.0000	0.0000	0.0000	27.5000
Box Elder	349.2500	6.0000	540.0000	39.0000	171.0000	457.5000	0.0000	1,562.7500
Cache	35.0000	0.0000	40.0000	0.0000	44.0000	0.0000	0.0000	119.0000
Carbon	0.0000	0.0000	40.0000	0.0000	30.0000	0.0000	0.0000	70.0000
Daggett	0.0000	0.0000	0.5000	0.0000	0.0000	1.0000	0.0000	1.5000
Davis	1,123.0000	0.0000	219.0000	0.0000	1,059.0000	107.0000	0.0000	2,508.0000
Duchesne	93.0000	0.0000	7.0000	6.5000	25.0000	0.0000	0.0000	131.5000
Emery	24.7500	1.0000	43.2500	6.0000	20.0000	36.0000	0.0000	131.0000
Garfield	0.0000	0.0000	35.0000	18.0000	0.0000	36.0000	0.0000	89.0000
Grand	1.0000	0.0000	0.0000	0.0000	1.0000	0.0000	0.0000	2.0000
Granite	3,586.5000	21.2500	565.2500	2.0000	1,172.5000	1,887.2500	608.0000	7,842.7500
Iron	174.0000	4.0000	30.2500	0.0000	86.0000	19.7500	0.0000	314.0000
Jordan	2,426.0000	75.0000	801.0000	0.0000	1,179.5000	30.0000	0.0000	4,511.5000
Juab	118.7500	0.0000	44.0000	0.0000	40.0000	0.0000	0.0000	202.7500
Kane	0.0000	0.0000	17.5000	0.0000	10.0000	42.1250	3.2500	72.8750
Millard	10.0000	0.0000	15.0000	0.0000	70.0000	73.0000	0.0000	168.0000
Morgan	0.0000	0.0000	4.0000	7.5000	8.0000	61.5000	0.0000	81.0000
Nebo	280.5900	0.0000	130.0000	40.2500	64.0000	0.0000	3.2500	518.0900
No. Sanpete	85.5000	3.0000	10.0000	3.0000	202.0000	2.0000	0.0000	305.5000
No. Summit	0.0000	0.0000	0.0000	0.0000	0.0000	0.0000	0.0000	0.0000
Park City	0.0000	0.0000	0.0000	0.0000	0.0000	0.0000	0.0000	0.0000
Plute	0.0000	0.0000	0.0000	0.0000	0.0000	0.0000	0.0000	0.0000
Rich	1.0000	0.0000	0.0000	0.0000	0.0000	2.0000	0.0000	3.0000
San Juan	447.5000	0.0000	59.7500	32.0000	106.0000	89.0000	65.5000	799.7500
Sevier	159.0140	0.0000	30.2850	0.0000	100.0000	15.0000	0.0000	304.2990
So. Sanpete	786.0000	30.0000	444.0000	0.0000	370.0000	0.0000	0.0000	1,630.0000
So. Summit	6.6200	0.0000	5.0000	0.5000	0.0000	0.0000	0.0000	12.1200
Tintic	4.5000	0.0000	0.0000	0.0000	0.0000	0.0000	0.0000	4.5000
Tooele	831.2500	3.0000	95.6250	4.5000	195.0000	0.0000	56.3500	1,185.7250
Uintah	168.7500	0.0000	0.0000	0.0000	65.0000	0.0000	0.0000	233.7500
Wasatch	12.5000	0.0000	0.0000	0.0000	0.0000	0.0000	0.0000	12.5000
Washington	333.9000	0.0000	437.0000	0.0000	1,020.0000	612.0000	524.8000	2,927.7000
Wayne	6.0000	0.0000	4.7500	0.0000	5.0000	0.0000	0.2500	16.0000
Weber	1,065.2500	34.5000	544.2500	75.7500	405.0000	971.0000	69.0000	3,164.7500
Salt Lake	10,549.0000	50.0000	150.0000	120.0000	990.0000	18.0000	0.0000	11,877.0000
Ogden	859.0000	22.0000	628.0000	0.0000	715.0000	2,122.0000	731.0000	5,077.0000
Provo	1,259.5000	29.2500	205.0000	0.0000	640.0000	139.0000	0.0000	2,272.7500
Logan	16.9500	0.0000	0.0000	0.0000	14.0000	0.0000	634.0000	664.9500
Murray	350.5000	0.0000	108.5000	0.0000	222.0000	339.0000	0.0000	1,020.0000
Literacy Action Ctr	0.0000	0.0000	0.0000	0.0000	0.0000	0.0000	0.0000	0.0000
Box Elder Prison**	31.5000	0.0000	39.0000	3.0000	30.0000	7.5000	0.0000	111.0000
San Juan Prison**	61.2500	0.0000	0.0000	0.0000	0.0000	0.0000	0.0000	61.2500
So. Park Prison**	1,624.0000	0.0000	365.0000	0.0000	1,080.0000	0.0000	0.0000	3,069.0000
Central Utah Acad.**	713.0000	30.0000	400.0000	0.0000	345.0000	0.0000	0.0000	1,488.0000
Ogden Prison**	250.0000	3.0000	0.0000	0.0000	150.0000	319.0000	89.0000	811.0000
TOTALS	25,190.0740	281.5000	5,446.7370	355.0000	9,604.0000	7,882.9675	2,793.4800	51,553.7585

**Prison totals are calculated in grand totals of respective school districts.

Beginning: 8/5/95
 Revised: 1/22/96

REGULAR APPLIED TECHNOLOGY EDUCATION PROGRAM ADD-ON
Pre-Final 1994-95

FY'96 WPU Value \$1,672

Total \$31,854,944

DISTRICT	WPU's GENERATED LEVEL 1 1.0 WEIGHTING	WPU's GENERATED FOR ADMIN	WPU's GENERATED FOR ATC CTR	WPU's GENERATED FOR HIGH SCHOOL PROGRAMS	TOTAL WPU's GENERATED	TOTAL WPU's Less Summer Ag., VLO, Placement, and Competency
01 ALPINE	1,901.023	20.000		145.000	2,066.023	2,066.023
02 BEAVER	92.782	20.000		40.000	152.782	152.782
03 BOX ELDER	456.347	20.000		50.000	526.347	526.347
04 CACHE	537.992	20.000		50.000	607.992	607.992
05 CARBON	292.953	20.000		45.000	357.953	357.953
06 DAGGETT	14.259	25.000		15.000	54.259	54.259
07 DAVIS	2,344.504	25.000		195.000	2,564.504	2,564.504
08 DUCHESNE	144.549	20.000		80.000	244.549	244.549
09 EMERY	137.113	20.000		45.000	202.113	202.113
10 GARFIELD	81.541	25.000		40.000	146.541	146.541
11 GRAND	56.421	25.000		25.000	106.421	106.421
12 GRANITE	2,947.810	20.000		235.000	3,202.810	3,202.810
13 IRON	213.267	20.000		45.000	278.267	278.267
14 JORDAN	2,592.819	20.000	40.000	160.000	2,812.819	2,812.819
15 JUAB	78.334	25.000		20.000	123.334	123.334
16 KANE	88.481	25.000		50.000	163.481	163.481
17 MILLARD	200.396	25.000	40.000	45.000	310.396	310.396
18 MORGAN	118.640	25.000		25.000	168.640	168.640
19 NEBO	887.156	20.000		85.000	992.156	992.156
20 N SANPETE	100.095	25.000		20.000	145.095	145.095
21 N SUMMIT	59.806	20.000		25.000	104.806	104.806
22 PARK CITY	62.478	20.000		10.000	92.478	92.478
23 PIUTE	31.464	25.000		10.000	66.464	66.464
24 RICH	30.534	20.000		10.000	60.534	60.534
25 SAN JUAN	226.946	25.000		75.000	326.946	326.946
26 SEVIER	241.430	25.000		85.000	351.430	351.430
27 S SANPETE	132.364	25.000		40.000	197.364	197.364
28 S SUMMIT	69.604	20.000		25.000	114.604	114.604
29 TINTIC	13.471	25.000		10.000	48.471	48.471
30 TOOELE	284.644	20.000		60.000	364.644	364.644
31 UINTAH	352.098	25.000		35.000	412.098	412.098
32 WASATCH	209.917	20.000		25.000	254.917	254.917
33 WASHINGTON	670.821	25.000		135.000	830.821	830.821
34 WAYNE	45.179	25.000		20.000	90.179	90.179
35 WEBER	1,432.791	20.000		110.000	1,562.791	1,562.791
36 SALT LAKE	844.168	20.000		85.000	949.168	949.168
37 OGDEN	435.776	20.000		65.000	520.776	520.776
38 PROVO	672.031	20.000		65.000	757.031	757.031
39 LOGAN	125.538	20.000		10.000	155.538	155.538
40 MURRAY	214.846	20.000		25.000	259.846	259.846
TOTAL	19,442.388	885.000		2,340.000	22,747.388	22,747.388

i:\data\excel\late\allwpu96

22-Jan-96

REGULAR APPLIED TECHNOLOGY PROGRAM A.D.M. 9-12
1994-95
 (LESS ATC SERVICE REGION A.D.M.)
FY'96 PRE-FINAL

DISTRICT	DISTRICT AVERAGE DAILY MEMBERSHIP	ATC AVERAGE DAILY MEMBERSHIP	TOTAL AVERAGE DAILY MEMBERSHIP
01 ALPINE	2,061.621		2,061.621
02 BEAVER	92.782		92.782
03 BOX ELDER	456.347	73.237	529.584
04 CACHE	537.992	84.678	622.670
05 CARBON	358.854		358.854
06 DAGGETT	14.259		14.259
07 DAVIS	2,621.854		2,621.854
08 DUCHESNE	144.549	116.631	261.180
09 EMERY	137.327		137.327
10 GARFIELD	83.230	0.238	83.468
11 GRAND	66.978		66.978
12 GRANITE	3,167.266		3,167.266
13 IRON	213.267		213.267
14 JORDAN	2,596.503		2,596.503
15 JUAB	82.533		82.533
16 KANE	89.105		89.105
17 MILLARD	200.396		200.396
18 MORGAN	126.687	25.203	151.890
19 NEBO	952.701		952.701
20 N SANPETE	100.095	15.673	115.768
21 N SUMMIT	59.806		59.806
22 PARK CITY	65.803		65.803
23 PIUTE	31.464	0.875	32.339
24 RICH	30.534		30.534
25 SAN JUAN	232.050		232.050
26 SEVIER	241.430	99.613	341.043
27 S SANPETE	132.939	12.651	145.590
28 S SUMMIT	69.604		69.604
29 TINTIC	13.471		13.471
30 TOOELE	305.160		305.160
31 UINTAH	353.244		353.244
32 WASATCH	213.524		213.524
33 WASHINGTON	671.191		671.191
34 WAYNE	45.179	4.304	49.483
35 WEBER	1,481.036		1,481.036
36 SALT LAKE	916.264		916.264
37 OGDEN	435.776		435.776
38 PROVO	782.034		782.034
39 LOGAN	125.538		125.538
40 MURRAY	232.067		232.067
INSTITUTIONS			0.000
USOE			0.000
TOTAL	20,542.460	433.103	20,975.563

EXTENDED YEAR, SUMMER DAY PROGRAM (SUMMER 1994)

DISTRICT	Direct Instruction Enrollments						Grand Total
	Summer			Extended Day			
	Elementary	Secondary	Combined	Elementary	Secondary	Combined	
Alpine	69	36	313	888	183	906	2,395
Beaver	120	71	0	0	0	0	191
Box Elder	0	630	468	0	68	0	1,166
Cache	0	157	0	0	0	0	157
Carbon	0	0	0	0	0	0	0
Daggett	0	0	0	0	0	0	0
Davis	0	4,242	0	0	0	0	4,242
Duchesne	235	0	62	60	0	0	357
Emery	0	472	0	0	0	0	472
Garfield	0	0	0	0	0	0	0
Grand	12	162	0	0	0	0	174
Granite	4,484	7,223	9,581	0	0	0	21,288
Iron	314	341	0	0	0	0	655
Jordan	0	2,490	0	0	0	0	2,490
Juab	24	145	0	0	153	0	322
Kane	60	8	0	0	0	0	68
Millard	0	459	395	0	0	0	854
Morgan	0	110	8	0	0	0	118
Nebo	288	0	0	0	0	0	288
No. Sanpete	303	122	0	57	0	0	482
No. Summit	20	0	61	0	0	856	937
Park City	0	0	0	0	0	0	0
Piute	33	0	0	5	0	0	38
Rich	0	0	0	0	0	0	0
San Juan	174	28	0	2	355	0	559
Sevier	222	0	0	0	0	0	222
So. Sanpete	0	0	0	0	0	0	0
So. Summit	17	22	0	0	0	0	39
Tintic	0	0	40	0	0	0	40
Tooele	19	113	47	0	0	0	179
Uintah	0	64	0	0	119	0	183
Wasatch	0	0	0	0	0	0	0
Washington	0	0	0	0	0	0	0
Wayne	0	0	0	0	0	0	0
Weber	918	1,373	0	85	953	0	3,329
Salt Lake	0	1,087	0	0	7,624	0	8,711
Ogden	297	674	0	0	0	0	971
Provo	235	0	787	0	0	177	1,199
Logan	0	0	0	0	0	0	0
Murray	0	0	0	0	0	0	0
TOTALS	7,844	20,029	11,762	1,097	9,455	1,939	52,126

**EXTENDED YEAR PROGRAM FOR
SEVERELY DISABLED
SUMMER 1995**

10/24/95

DISTRICT	# WEEKS PROGRAM HELD	# DAYS PER WEEK	# STUDENTS SERVED	AGGREGATE MEMBERSHIP	TOTAL AGGREGATE MEMBERSHIP	TOTAL WPU's
Alpine	6	3	149	2,682	2,682	14.900
Beaver	6	2	12	144	144	0.800
Box Elder	4	4	26	416	416	2.311
Cache	7	4	26	728	728	4.044
Carbon	2	3	18	108		
	5	2	18	180	288	1.600
Daggett	0	0	0	0	0	0.000
Davis	5	4	69	1,380	1,380	7.667
Duchesne	8	3	60	1,440	1,440	8.000
Emery	6	3	23	414	414	2.300
Garfield	8	1	11	88	88	0.489
Grand	3	3.667	22	242	242	1.344
Granite	6	3	115	2,070	2,070	11.500
	5	2	8	80		
	4	5	1	20		
	5	3	1	15		
Iron	9	5	12	540	655	3.639
Jordan	6	4	200	4,800	4,800	26.667
Juab	8	4	7	224	224	1.244
Kane	6	4	29	696	696	3.867
Millard	6	5	36	1,080	1,080	6.000
Morgan	5	2	23	230	230	1.278
Nebo	6	5	21	630	630	3.500
No. Sanpete	6	4	24	576	576	3.200
No. Summit	6	3	2	36	36	0.200
Park City	4	3	13	156	156	0.867
Plute	8	2	10	160	160	0.889
Rich	4	4	14	224	224	1.244
San Juan	4	3	99	1,188	1,188	6.600
Sevier	8	2	10	160	160	0.889
So. Sanpete	8	3	46	1,104	1,104	6.133
So. Summit	4	3	9	108	108	0.600
Tintic	0	0	0	0	0	0.000
	6	2	25	300		
	11	3	23	759		
Tooele	5	3	2	30	1,089	6.050
	4	5	57	1,140		
Uintah	12	5	5	300	1,440	8.000
	6	4	7	168		
Wasatch	6	2	4	48	216	1.200
Washington	12	4	38	1,824	1,824	10.133
Wayne	0	0	0	0	0	0.000
Weber	6	4	106	2,544	2,544	14.133
Salt Lake	5	4	243	4,860	4,860	27.000
	11	5	12	660		
	6	2	11	132		
Ogden	6	3	40	720	1,512	8.400
Provo	6	4	83	1,992	1,992	11.067
Logan	7	4	21	588	588	3.267
Murray	6	3	16	288	288	1.600
Total	293	158.667	1,807	38,272	38,272	212.622

**YEAR-ROUND AND EXTENDED DAY SCHOOLS
1994-95**

DISTRICT	YEAR-ROUND		EXTENDED DAY	
	NUMBER OF SCHOOLS	ENROLLMENT	NUMBER OF SCHOOLS	ENROLLMENT
Alpine	4	2,833	10	8,128
Beaver	0	0	0	0
Box Elder	0	0	0	0
Cache	0	0	0	0
Carbon	0	0	0	0
Daggett	0	0	0	0
Davis	12	11,226	0	0
Duchesne	0	0	0	0
Emery	0	0	0	0
Garfield	0	0	0	0
Grand	0	0	0	0
Granite	17	14,754	0	0
Iron	0	0	0	0
Jordan	24	23,468	0	0
Juab	0	0	0	0
Kane	0	0	0	0
Millard	0	0	0	0
Morgan	0	0	0	0
Nebo	0	0	2	900
No. Sanpete	0	0	0	0
No. Summit	0	0	0	0
Park City	0	0	0	0
Piute	0	0	0	0
Rich	0	0	0	0
San Juan	2	629	0	0
Sevier	0	0	0	0
So. Sanpete	0	0	0	0
So. Summit	0	0	0	0
Tintic	0	0	0	0
Tooele	0	0	0	0
Uintah	0	0	0	0
Wasatch	0	0	0	0
Washington	11	8,009	0	0
Wayne	0	0	0	0
Weber	0	0	7	4,452
Salt Lake	7	4,075	0	0
Ogden	0	0	0	0
Provo	6	3,520	0	0
Logan	0	0	0	0
Murray	0	0	0	0
GRAND TOTAL	83	68,514	19	13,480

**FEE WAIVERS REPORT
1994-95**

DISTRICT	NO. OF STUDENTS GIVEN FEE WAIVERS	NO. OF STUDENTS WHO WORKED IN LIEU OF A FEE WAIVER	TOTAL DOLLAR VALUE OF ALL STUDENT FEES WAIVED
Alpine	48	9	\$221,854
Beaver	690	0	1,898
Box Elder	511	47	48,239
Cache	446	0	34,409
Carbon	0	36	17,544
Daggett	2,502	0	0
Davis	537	11	154,232
Duchesne	265	30	31,109
Emery	53	0	12,663
Garfield	84	0	3,478
Grand	5,737	12	9,422
Granite	611	0	241,320
Iron	5,030	44	241,320
Jordan	133	0	33,998
Juab	124	51	33,998
Kane	172	0	228,415
Millard	72	17	62,111
Morgan	1,148	36	10,270
Nebo	234	0	232
No. Sanpete	10	0	13,074
No. Summit	279	0	2,165
Park City	63	0	1,210
Piute	29	0	23,614
Rich	1,007	0	17,657
San Juan	359	0	16,525
Sevier	342	0	157
So. Sanpete	7	0	0
So. Summit	0	0	24,204
Tintic	516	0	32,313
Tooele	348	0	4,135
Uintah	115	0	65,254
Wasatch	1,334	0	2,169
Washington	17	2	47,355
Wayne	849	0	173,379
Weber	3,167	0	124,841
Salt Lake	3,121	104	121,558
Ogden	1,766	139	10,810
Provo	360	184	13,235
Logan	343	722	\$1,824,532
Murray			
TOTAL	35,104		

**INCIDENTS OF DELINQUENT ACTIVITY IN THE SCHOOLS
OR SCHOOL RELATED ACTIVITIES – 1994-95 SCHOOL YEAR**

DISTRICT	ELEMENTARY					MIDDLE				
	ALCOHOL & DRUG ABUSE	WEAPON POSSESSION	ASSAULTS	ARSON	TOTAL	ALCOHOL & DRUG ABUSE	WEAPON POSSESSION	ASSAULTS	ARSON	TOTAL
Alpine	1	17	31	0	49	80	7	49	6	142
Beaver	0	0	0	0	0	0	0	0	0	0
Box Elder	3	6	7	0	16	12	11	12	3	38
Cache	0	0	0	0	0	3	2	13	0	18
Carbon	0	0	0	0	0	0	1	0	0	1
Daggett	0	0	0	0	0	0	0	0	0	0
Davis	14	56	30	5	105	118	61	55	7	241
Duchesne	0	0	2	1	3	2	1	25	0	28
Emery	1	1	32	0	34	12	0	0	0	12
Garfield	1	0	0	0	1	4	0	0	0	4
Grand	1	1	0	0	2	2	1	1	0	4
Granite	16	40	47	5	108	240	103	137	9	489
Iron	0	0	3	0	3	0	1	10	0	11
Jordan	12	6	33	10	61	105	16	48	11	180
Juab	0	0	0	0	0	0	0	1	0	1
Kane	0	0	0	0	0	6	0	1	0	7
Millard	0	0	0	0	0	2	2	3	0	7
Morgan	0	0	0	0	0	2	2	12	5	21
Nebo	7	2	8	0	17	11	2	7	1	21
No. Sanpete	0	0	0	0	0	2	0	0	0	2
No. Summit	0	0	0	0	0	0	0	0	0	0
Park City	0	0	0	0	0	0	0	0	0	0
Piute	0	0	0	0	0	0	0	0	0	0
Rich	0	0	0	0	0	0	0	0	0	0
San Juan	2	0	0	0	2	0	0	17	0	17
Sevier	1	1	1	0	3	10	1	18	0	29
So. Sanpete	0	0	0	0	0	0	0	0	0	0
So. Summit	0	0	0	0	0	0	0	0	0	0
Tintic	0	0	0	0	0	0	0	0	0	0
Tooele	0	0	0	0	0	7	1	28	0	36
Uintah	1	1	0	0	2	38	5	8	0	51
Wasatch	0	0	0	0	0	0	0	0	0	0
Washington	2	0	3	0	5	35	4	5	0	44
Wayne	0	0	0	0	0	0	0	0	0	0
Weber	2	21	26	0	49	43	14	22	6	85
Salt Lake	0	11	38	2	51	96	14	134	15	259
Ogden	1	6	17	2	26	4	12	12	1	29
Provo	1	3	10	2	16	10	2	11	2	25
Logan	0	0	0	0	0	5	0	0	0	5
Murray	1	0	2	0	3	7	0	17	1	25
TOTAL	67	172	290	27	556	856	263	646	67	1,832

BEST COPY AVAILABLE

**INCIDENTS OF DELINQUENT ACTIVITY IN THE SCHOOLS
OF SCHOOL RELATED ACTIVITIES - 1994-95 SCHOOL YEAR**

DISTRICT	SECONDARY					TOTAL				
	ALCOHOL & DRUG ABUSE	WEAPON POSSESSION	ASSAULTS	ARSON	TOTAL	ALCOHOL & DRUG ABUSE	WEAPON POSSESSION	ASSAULTS	ARSON	TOTAL
Alpine	67	8	18	1	94	148	32	98	7	285
Beaver	0	1	0	0	1	0	1	0	0	1
Box Elder	5	4	7	0	16	20	21	26	3	70
Cache	18	0	14	0	32	21	2	27	0	50
Carbon	0	0	4	0	4	0	1	4	0	5
Daggett	0	0	0	0	0	0	0	0	0	0
Davis	53	32	70	15	170	185	149	155	27	516
Duchesne	2	0	54	1	57	4	1	81	2	88
Emery	2	0	2	0	4	15	1	34	0	50
Garfield	6	0	1	0	7	11	0	1	0	12
Grand	2	0	1	1	4	5	2	2	1	10
Granite	66	26	52	3	147	322	169	236	17	744
Iron	2	5	6	0	13	2	6	19	0	27
Jordan	122	21	31	1	175	239	43	112	22	416
Juab	0	0	1	0	1	0	0	2	0	2
Kane	0	1	0	0	1	6	1	1	0	8
Millard	0	3	3	0	6	2	5	6	0	13
Morgan	8	0	5	0	13	10	2	17	5	34
Nebo	33	6	22	1	62	51	10	37	2	100
No. Sanpete	2	2	10	0	14	4	2	10	0	16
No. Summit	8	2	1	0	11	8	2	1	0	11
Park City	0	0	0	0	0	0	0	0	0	0
Piute	8	1	3	0	12	8	1	3	0	12
Rich	0	0	0	0	0	0	0	0	0	0
San Juan	8	1	10	0	19	10	1	27	0	38
Sevier	9	0	10	0	19	20	2	29	0	51
So. Sanpete	5	1	3	0	9	5	1	3	0	9
So. Summit	1	2	0	0	3	1	2	0	0	3
Tintic	0	0	0	0	0	0	0	0	0	0
Tooele	22	6	14	2	44	29	7	42	2	80
Uintah	37	1	2	1	41	76	7	10	1	94
Wasatch	5	0	0	0	5	5	0	0	0	5
Washington	21	3	8	1	33	58	7	16	1	82
Wayne	0	0	1	0	1	0	0	1	0	1
Weber	40	7	26	0	73	85	42	74	6	207
Salt Lake	52	11	106	0	169	148	36	278	17	479
Ogden	53	11	46	2	112	58	29	75	5	167
Provo	77	4	55	15	151	88	9	76	19	192
Logan	4	9	8	0	21	9	9	8	0	26
Murray	7	3	3	1	14	15	3	22	2	42
TOTAL	745	171	597	45	1,558	1,668	606	1,533	139	3,946

BEST COPY AVAILABLE

126

**BEHIND-THE-WHEEL DRIVER EDUCATION COST ANALYSIS
TOTAL TEACHER AND AUTOMOBILE COSTS
AVERAGE COSTS PER STUDENT - 1994-95**

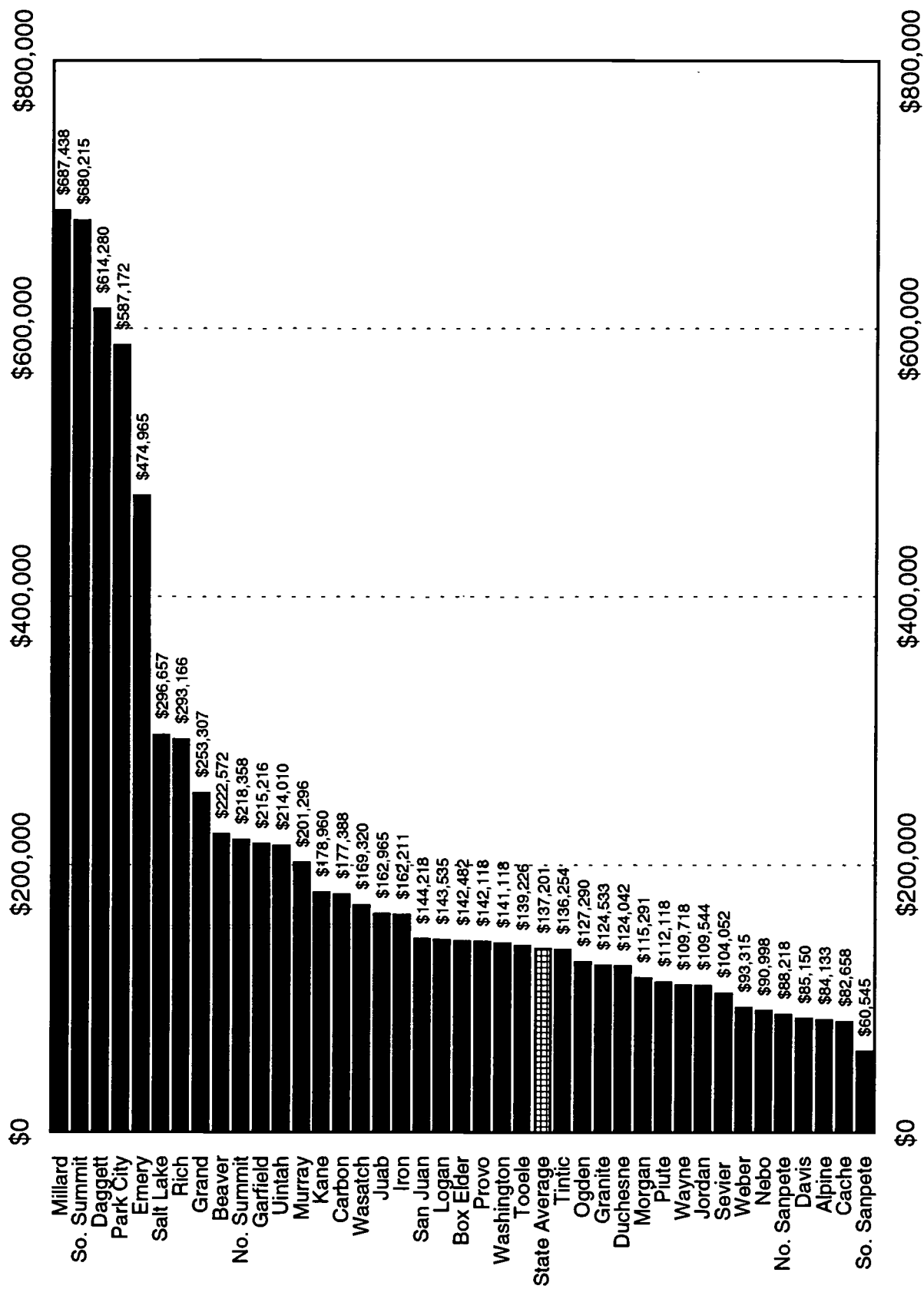
10/5/95

Districts	Number of Students Trained	Total Automobile and Teacher Costs	Average Automobile and Teacher Cost Per Student Trained
600 and Over			
Granite	5,356	825,862	154.19
Jordan	5,080	805,318	158.53
Davis	4,215	541,127	128.38
Alpine	3,013	387,084	128.47
Weber	2,030	183,846	90.56
Salt Lake	1,813	230,725	127.26
Nebo	1,427	193,381	135.52
Cache	1,410	150,418	106.68
Washington	1,324	171,370	129.43
Provo	1,033	235,943	228.41
Box Elder	858	131,798	153.61
Ogden	717	108,079	150.74
400 - 599			
Tooele	599	66,370	110.80
Logan	568	59,625	104.97
Murray	558	64,121	114.91
Iron	504	45,360	90.00
Uintah	477	51,793	108.58
Carbon	457	72,074	157.71
Sevier	444	55,141	124.19
Duchesne	408	44,205	108.35
200 - 399			
Millard	312	34,442	110.39
Emery	275	35,365	128.60
San Juan	266	21,670	81.47
So. Sanpete	258	30,789	119.34
Wasatch	253	23,376	92.40
100 - 199			
No. Sanpete	198	19,949	100.75
Park City	162	39,322	242.73
Juab	153	17,964	117.41
Morgan	143	18,347	128.30
Beaver	131	11,649	88.92
Grand	122	22,889	187.61
No. Summit	103	9,829	95.43
So. Summit	102	7,649	74.99
0 - 99			
Garfield	99	25,390	256.46
Kane	86	15,845	184.24
Piute	57	7,325	128.51
Wayne	52	4,461	85.79
Rich	48	5,955	124.06
Tintic	44	3,820	86.82
Daggett	14	3,812	272.29
Grand Total and Average	35,169	4,783,488	136.01

FINANCIAL SECTION

Assessed Valuation Per Student in Average Daily Membership*

1994-95



*Adjusted for redevelopment

**CHART IV
SOURCES OF PUBLIC SCHOOL REVENUE
FOR SCHOOL DISTRICTS OF UTAH
FY 1980-95**

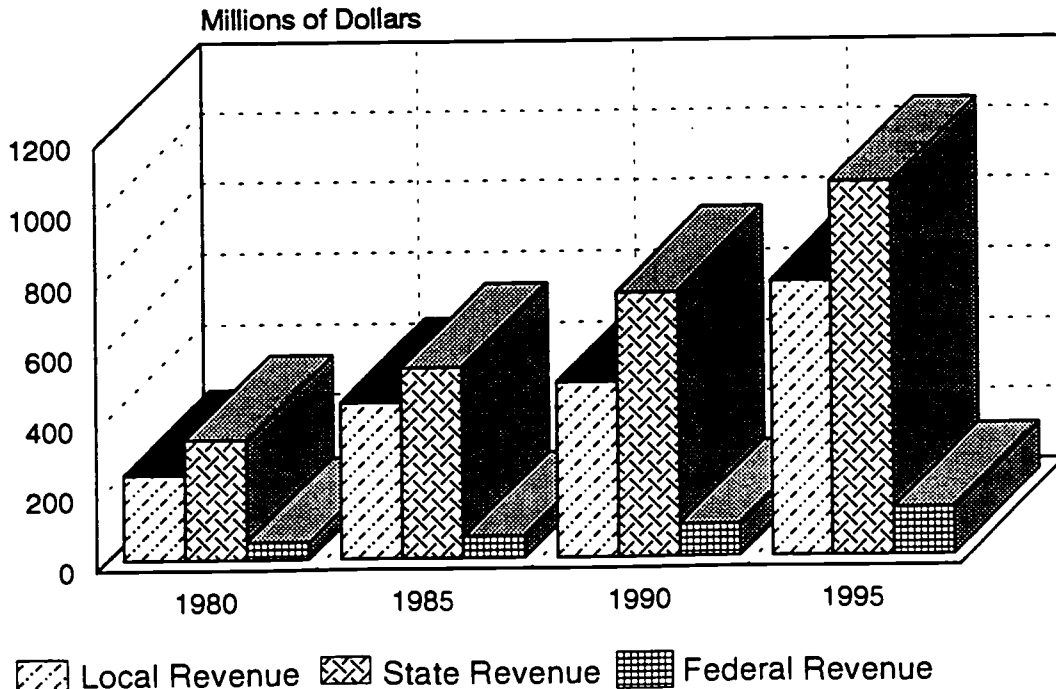
	1979-80	1984-85	1989-90	1994-95
Local Revenue: taxes, fees, misc., e.g., net transfers to & from other districts	\$241,099,605	\$443,810,880	\$495,865,029	\$781,271,530
	38.21%	42.40%	37.08%	39.60%
State Revenue: Minimum School Program, Transportation, S. S. & Retirement, Categorical Programs, e.g., School Lunch	\$340,425,209	\$541,148,851	\$751,561,671	\$1,058,159,462
	53.96%	51.70%	56.20%	53.63%
Federal Revenue: both through State and direct to district	\$49,395,812	\$ 61,800,629	\$ 89,943,616	\$133,542,894
	7.83%	5.90%	6.72%	6.77%
TOTAL REVENUE ALL SOURCES	\$630,920,626	\$1,046,760,360	\$1,337,370,316	\$1,972,973,886
	100.00%	100.00%	100.00%	100.00%
Other Financing Sources (Not included in above)	\$ 85,570,391	\$ 77,786,984	\$ 67,241,806	\$250,815,406

Note: Other financing sources include proceeds from the sales of bonds and any other long-term borrowing, interfund transfers, proceeds from the sale of property, and fixed asset insurance adjustments.

SOURCE: Utah State Office of Education, School Finance and Statistics

(A:\PUBRVNU)

COMPARISON OF REVENUE BY SOURCE



SOURCE:

Utah State Office of Education, School Finance and Statistics

(A:\MAJRPROJ)

**CHART V
TOTAL ADJUSTED EXPENDITURES FOR ALL
PURPOSES FOR PUBLIC SCHOOLS OF UTAH
FY 1980-1995**

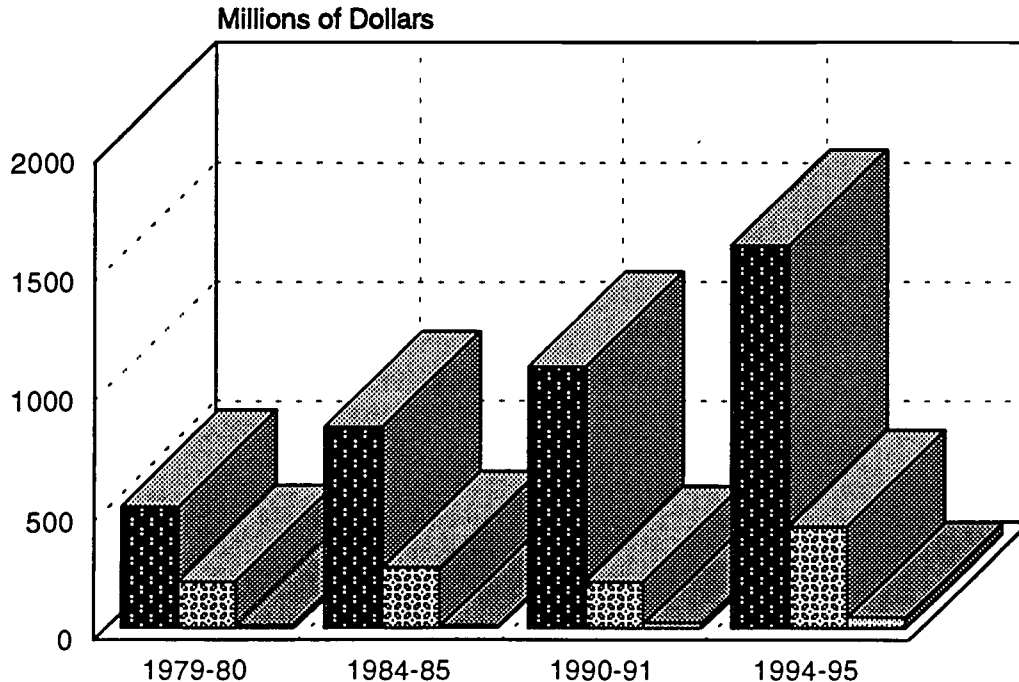
	1979-80	1984-85	1989-90	1994-95
Regular School Expenditures: includes expenditures for instruction, supporting services, and school food services costs	\$510,331,616 70.86%	\$840,100,827 75.69%	\$1,092,690,305 83.18%	\$1,604,596,954 77.09%
Capital Projects & Debt Service: includes expenditures for facilities acquisition and construction, bond redemption, and interest	\$198,383,270 27.54%	\$257,926,420 23.23%	\$197,693,344 15.05%	\$428,727,136 20.60%
Community Services: includes expenditures for community recreation, instruction and other services	\$ 11,498,913 1.60%	\$ 11,937,481 1.08%	\$23,285,403 1.77%	\$ 48,035,456 2.31%
TOTAL	\$720,213,799 100.00%	\$1,109,964,728 100.00%	\$1,313,669,052 100.00%	\$2,081,359,546 100.00%

Note: Regular school expenditures include costs of instructional programs and supporting services such as operation and maintenance of plant, student transportation, and administration. Also included are school food services costs.
 Capital Projects: expenditures which result in the acquisition of land, buildings, equipment, and other fixed assets.
 Debt Service: expenditures for the redemption of bonds and for interest on indebtedness.

SOURCE: Utah State Office of Education, School Finance and Statistics

(A:IPUBRVNU)

COMPARISON OF EXPENDITURES BY MAJOR PROGRAM



Regular Sch Exp
 Cap Proj/Debt Serv
 Comm Serv & Other

SOURCE: Utah State Office of Education, School Finance and Statistics

(A:MAJRPROJ)

Estimated Assessed Valuations and Approved School Tax Rates
 (Source—Utah State Tax Commission, Property Tax Division)
 Tax Year 1994—FY 1994-95

District	*Estimated Adjusted Assessed Valuations as of: 18-Jan-96	Maintenance and Operation					Other Programs	
		Required Basic State-Supported Program 53A-17a-135**	Voted Leeway Program 53A-17a-133**	Board Leeway Program 53A-17a-134**	Subtotal Voted & Board Leeway Programs	Public Law 81-874 53A-17a-143**	Subtotal Maintenance and Operation	Special Transportation 53A-17a-127**
1 Alpine	\$3,493,239,991 ***	0.004220	0.000400	0.000400	0.000800		0.005020	
2 Beaver	319,798,397	0.004220	0.000300		0.000300		0.004520	0.000073
3 Box Elder	1,599,548,946 ***	0.004220		0.000278	0.000278		0.004498	0.000075
4 Cache	1,070,451,017	0.004220	0.000400	0.000400	0.000800		0.005020	0.000190
5 Carbon	887,825,911 ***	0.004220	0.000362		0.000362		0.004582	0.000182
6 Daggett	129,169,498	0.004220			0.000000		0.004220	0.000200
7 Davis	4,929,874,096 ***	0.004220	0.001000	0.000400	0.001400		0.005620	0.000200
8 Duchesne	566,661,865 ***	0.004220	0.000780		0.000780		0.005000	0.000195
9 Emery	1,575,657,019	0.004220	0.000400		0.000400		0.004620	0.000093
10 Garfield	243,023,731	0.004220		0.000368	0.000368		0.004588	0.000184
11 Grand	395,756,068 ***	0.004220		0.000400	0.000400		0.004620	0.000126
12 Granite	9,569,539,449 ***	0.004220	0.001400	0.000400	0.001800		0.006020	0.000094
13 Iron	1,020,584,442 ***	0.004220	0.000760	0.000380	0.001140		0.005360	0.000190
14 Jordan	7,709,279,769 ***	0.004220	0.001000	0.000400	0.001400		0.005620	0.000111
15 Juab	277,160,689	0.004220		0.000400	0.000400		0.004620	0.000090
16 Kane	264,191,162	0.004220		0.000356	0.000356		0.004576	0.000147
17 Millard	2,657,373,530	0.004220	0.000400		0.000400		0.004620	0.000104
18 Morgan	234,760,758	0.004220		0.000400	0.000400		0.004620	0.000161
19 Nebo	1,668,188,067 ***	0.004220	0.000400	0.000400	0.000800		0.005020	0.000148
20 No. Sanpete	211,246,332 ***	0.004220		0.000400	0.000400		0.004620	0.000185
21 No. Summit	216,234,771	0.004220			0.000000		0.004220	0.000200
22 Park City	1,744,746,157 ***	0.004220	0.001368		0.001368		0.005588	0.000200
23 Piute	43,966,520	0.004220	0.000400		0.000800		0.005020	
24 Rich	167,312,816	0.004220		0.000400	0.000400		0.004620	0.000199
25 San Juan	497,221,159	0.004220		0.000400	0.000400		0.004620	0.000200
26 Sevier	512,298,151 ***	0.004220		0.000400	0.000400		0.004620	0.000200
27 So. Sanpete	180,576,130 ***	0.004220		0.000400	0.000400		0.004620	0.000200
28 So. Summit	791,876,264	0.004220		0.000400	0.000400		0.004620	0.000146
29 Tintic	33,848,584	0.004220	0.001600	0.000400	0.002000		0.006220	
30 Tooele	1,033,089,766 ***	0.004220			0.000000		0.004220	0.000181
31 Uintah	1,421,950,907 ***	0.004220			0.000000		0.004220	0.000111
32 Wasatch	556,186,590	0.004220	0.000254	0.000325	0.000579		0.004799	0.000162
33 Washington	2,325,580,814 ***	0.004220	0.000600		0.000600		0.004820	0.000200
34 Wayne	65,735,614	0.004220		0.000338	0.000338		0.004558	0.000142
35 Weber	2,570,976,171 ***	0.004220	0.000400	0.000400	0.000800		0.005020	0.000200
36 Salt Lake	7,456,658,056 ***	0.004220	0.001800	0.000200	0.002000		0.006220	0.000060
37 Ogden	1,617,547,365 ***	0.004220	0.001094	0.000400	0.001494		0.005714	0.000200
38 Provo	1,923,895,354 ***	0.004220	0.000715	0.000256	0.000971		0.005191	0.000169
39 Logan	839,646,373 ***	0.004220	0.000600	0.000400	0.001000		0.005220	0.000200
40 Murray	1,358,512,918	0.004220	0.001786		0.001786		0.006006	0.000042
Total	\$64,181,191,217							
Average Levies		0.004220	0.000792	0.000375	0.000718		0.004938	0.000144

*From final values with fees-in-lieu from the State Tax Commission, less adjustments calculated from redevelopment increment final numbers from county auditors.

**Section of Utah Code 1994 that authorizes levy.

***Adjusted for redevelopment

Estimated Assessed Valuations and Approved School Tax Rates
 (Source--Utah State Tax Commission, Property Tax Division)
 Tax Year 1994--FY 1994-95

District	Other Programs			Capital Outlay, Debt Service, and 10% of Basic					Total	
	Recreation Levy 11-2-7**	Utah Government Immunity 63-30-27**	Judgement Recovery 59-2-1328**	Capital Outlay 53A-16-104**	Debt Service 53A-16-104**	10% Additional Basic Program: Debt Service 53A-17a-145**	10% Additional Basic Program: Other 53A-17a-145**	Subtotal 10% Additional Basic Program:	Total Capital Outlay Debt Service and 10% Addl	1994-95
										Local School District Levy
1 Alpine	0.000035				0.002400	0.001408	0.000132	0.001540	0.003940	0.008995
2 Beaver	0.000138			0.000156	0.002179	0.000728	0.000392	0.001120	0.003455	0.008186
3 Box Elder	0.000379	0.000042		0.000728	0.001672	0.000867	0.000685	0.001552	0.003952	0.008946
4 Cache					0.002400		0.001462	0.001462	0.003862	0.009072
5 Carbon	0.000083	0.000057		0.000810	0.001376		0.000765	0.000765	0.002951	0.007855
6 Daggett	0.000228			0.000316	0.001668		0.000456	0.000456	0.002440	0.007088
7 Davis	0.000200	0.000100		0.000100	0.002300	0.000552	0.001198	0.001750	0.004150	0.010270
8 Duchesne	0.000268	0.000058		0.002400			0.001347	0.001347	0.003747	0.009268
9 Emery	0.000438	0.000019		0.001458	0.000916	0.000055	0.000311	0.000366	0.002740	0.007910
10 Garfield	0.000184			0.000374	0.002026	0.001665	0.000592	0.002257	0.004657	0.009613
11 Grand	0.000192	0.000025		0.001890			0.000721	0.000721	0.002611	0.007574
12 Granite	0.000189	0.000061		0.001095	0.001305		0.000386	0.000386	0.002786	0.009150
13 Iron	0.000825	0.000095			0.002500	0.001420	0.000149	0.001569	0.004069	0.010539
14 Jordan	0.000122	0.000068		0.000900	0.001500	0.000059	0.001287	0.001346	0.003746	0.009667
15 Juab	0.000083	0.000035		0.000797	0.001603		0.001124	0.001124	0.003524	0.008352
16 Kane		0.000031		0.000604	0.001796		0.000530	0.000530	0.002930	0.007684
17 Millard		0.000019		0.000909	0.001082		0.000205	0.000205	0.002196	0.006939
18 Morgan	0.000340	0.000031		0.000788	0.001612		0.001069	0.001069	0.003469	0.008621
19 Nebo	0.000148	0.000078		0.000340	0.002060		0.001204	0.001204	0.003604	0.008998
20 No. Sanpete		0.000092		0.000100	0.001997	0.001766	0.000682	0.002448	0.004545	0.009442
21 No. Summit	0.000575	0.000038		0.001041	0.001359		0.001034	0.001034	0.003434	0.008467
22 Park City	0.000100	0.000010		0.001202	0.001198		0.000395	0.000395	0.002795	0.008693
23 Piute		0.000092		0.000440	0.001960	0.000176	0.001579	0.001755	0.004155	0.009267
24 Rich	0.000257	0.000014		0.001014	0.001359		0.001089	0.001089	0.003462	0.008552
25 San Juan	0.000204	0.000100		0.001062	0.001338		0.001903	0.001903	0.004303	0.009427
26 Sevier	0.000143	0.000068		0.000061	0.002339		0.000938	0.000938	0.003338	0.008369
27 So. Sanpete		0.000100		0.001230	0.001170	0.001203	0.000508	0.001711	0.004111	0.009031
28 So. Summit	0.000222			0.001284	0.001116		0.000348	0.000348	0.002748	0.007736
29 Tintic					0.002400	0.001059	0.000378	0.001437	0.003837	0.010057
30 Tooele	0.000269	0.000057	0.000332	0.001017	0.001383		0.001167	0.001167	0.003567	0.008626
31 Uintah	0.000211	0.000017		0.001573	0.000827		0.001006	0.001006	0.003406	0.007965
32 Wasatch	0.000086	0.000016		0.000085	0.001082		0.000628	0.000628	0.001795	0.006858
33 Washington	0.000103	0.000042			0.002400	0.000767	0.000082	0.000849	0.003249	0.008414
34 Wayne				0.000274	0.002126		0.000564	0.000564	0.002964	0.007664
35 Weber	0.000272	0.000100		0.000043	0.002357		0.001348	0.001348	0.003748	0.009340
36 Salt Lake	0.000226	0.000034		0.001707			0.000430	0.000430	0.002137	0.008677
37 Ogden	0.000242			0.000901			0.002220	0.002220	0.003121	0.009277
38 Provo	0.000264	0.000047		0.000869	0.001471		0.000657	0.000657	0.002997	0.008668
39 Logan	0.000300	0.000060		0.000699	0.001701		0.000679	0.000679	0.003079	0.008859
40 Murray	0.000288	0.000038		0.001569			0.000307	0.000307	0.001876	0.008250
Average Levies	0.000238	0.000053	0.000332	0.000852	0.001714	0.000902	0.000799	0.001092	0.003337	0.008659

**Section of Utah Code 1994 that authorizes levy.

**STATE SUPPORTED MINIMUM SCHOOL PROGRAM
FINAL NUMBER OF WEIGHTED PUPIL UNITS – 1994-95**

District	Basic Programs							Total
	Kindergarten	Grades 1-12	Immunization	Early Graduation	Necessarily Existent Small Schools	Professional Staff	Admin. Cost	
Alpine	1,667.366	37,462.537	0.000	6.919	0.000	3,505.178	16.000	42,658.000
Beaver	46.034	1,329.377	0.000	0.311	208.319	136.834	53.000	1,773.875
Box Elder	424.738	10,276.356	0.000	0.000	269.003	938.601	25.000	11,933.698
Cache	494.150	11,808.313	0.000	1.453	0.000	1,138.445	25.000	13,467.361
Carbon	171.556	4,719.418	0.000	0.311	192.559	461.381	48.000	5,593.225
Daggett	9.170	193.967	0.000	0.000	213.592	27.683	53.000	497.412
Davis	2,252.273	51,794.732	(51.000)	0.000	0.000	4,772.945	16.000	58,784.950
Duchesne	180.982	4,108.608	0.000	3.032	353.398	412.864	48.000	5,106.884
Emery	114.238	3,115.522	0.000	4.820	157.371	308.961	48.000	3,748.912
Garfield	42.463	1,040.222	0.000	1.088	598.913	130.400	53.000	1,866.086
Grand	65.662	1,463.473	0.000	0.622	79.599	133.803	53.000	1,796.159
Granite	3,060.921	69,169.211	0.000	8.393	0.000	6,816.646	16.000	79,071.171
Iron	238.196	5,677.772	0.000	1.555	104.827	546.062	48.000	6,616.412
Jordan	2,711.188	63,555.294	0.000	12.438	0.000	6,309.629	16.000	72,604.549
Juab	67.541	1,583.475	0.000	0.466	18.113	134.814	53.000	1,857.409
Kane	52.903	1,383.670	0.000	1.011	451.813	167.315	53.000	2,109.712
Millard	149.194	3,502.439	(1.000)	0.622	102.002	310.167	48.000	4,111.424
Morgan	66.983	1,915.273	0.000	0.830	0.000	183.394	48.000	2,214.480
Nebo	766.422	16,883.911	0.000	0.933	0.000	1,596.702	25.000	19,272.968
No. Sanpete	94.004	2,169.250	0.000	1.011	61.750	205.840	48.000	2,579.855
No. Summit	32.402	936.166	0.000	0.000	109.758	94.846	53.000	1,226.172
Park City	106.778	2,710.916	0.000	0.000	0.000	258.856	48.000	3,124.550
Plute	9.137	378.842	0.000	0.000	219.632	53.613	53.000	714.224
Rich	16.960	543.316	0.000	0.000	255.296	67.608	53.000	936.180
San Juan	161.092	3,092.778	0.000	4.742	468.276	316.423	48.000	4,091.311
Sevier	167.775	4,565.156	0.000	2.386	180.325	423.022	48.000	5,386.664
So. Sanpete	112.366	2,764.523	0.000	0.000	18.252	250.430	48.000	3,193.571
So. Summit	34.468	1,081.711	0.000	0.311	110.751	100.594	53.000	1,380.835
Tintic	12.775	242.524	0.000	0.000	340.637	50.725	53.000	699.661
Tooele	273.372	6,823.661	0.000	4.120	340.674	643.458	48.000	8,133.285
Uintah	255.397	5,988.127	0.000	5.082	94.938	544.455	48.000	6,935.999
Wasatch	132.815	2,947.721	0.000	0.622	0.000	263.497	48.000	3,392.655
Washington	638.685	15,188.270	(6.000)	7.229	152.773	1,466.556	25.000	17,472.513
Wayne	23.205	576.248	0.000	0.000	263.861	62.159	53.000	978.473
Weber	1,040.147	24,912.091	(4.000)	6.685	0.000	2,423.757	16.000	28,394.680
Salt Lake	1,178.729	22,171.917	0.000	7.647	0.000	2,312.998	16.000	25,687.291
Ogden	570.190	11,421.043	0.000	0.933	0.000	1,038.405	25.000	13,055.571
Provo	597.416	11,968.072	0.000	6.996	0.000	1,155.711	25.000	13,753.195
Logan	276.416	5,195.130	0.000	1.453	0.000	474.968	48.000	5,995.967
Murray	267.382	6,161.685	(1.000)	2.099	0.000	574.746	48.000	7,052.912
Institutions	0.000	0.000	0.000	78.035	0.000	0.000	0.000	78.035
TOTALS	18,583.491	422,822.717	(63.000)	174.155	5,366.432	40,814.491	1,650.000	489,348.286

BEST COPY AVAILABLE

**STATE SUPPORTED MINIMUM SCHOOL PROGRAM
FINAL NUMBER OF WEIGHTED PUPIL UNITS -- 1994-95**

District	Special Education Programs						Applied Technology Education		
	Add-On	Self-Contained	Pre-School	Ext. Year Severely Disabled	State Institutions/ Impact Aid	Total	Add-On	Set-Aside	Total
					60.664	5,303.098	1,309.699	86.225	1,395.924
Alpine	4,294.711	862.581	67.949	17.193	16.786	133.527	126.676	9.650	136.326
Beaver	84.978	11.833	19.819	0.111	29.524	1,351.787	432.495	27.424	459.919
Box Elder	1,025.790	174.495	118.912	3.066	28.580	1,509.790	423.222	22.394	445.616
Cache	1,113.834	242.895	120.327	4.154	24.933	1,105.002	292.437	13.034	305.471
Carbon	934.313	104.339	39.637	1.780	16.786	39.032	42.198	4.856	47.054
Daggett	19.415	0.000	2.831	0.000	83.016	7,151.597	2,076.269	79.874	2,156.143
Davis	5,278.858	1,483.566	291.616	14.541	22.348	987.223	193.072	11.448	204.520
Duchesne	753.372	160.695	43.884	6.924	20.813	365.220	172.855	21.884	194.739
Emery	269.615	47.722	24.065	3.005	16.786	127.766	118.774	11.447	130.221
Garfield	98.080	9.278	2.831	0.791	16.786	338.001	87.541	9.886	97.427
Grand	245.988	25.056	48.131	2.040	108.490	10,604.684	2,323.196	101.080	2,424.276
Granite	8,039.233	1,981.558	461.491	13.912	40.600	691.587	253.577	29.258	282.835
Iron	558.878	24.394	65.118	2.597	159.218	10,173.500	2,303.800	102.213	2,406.013
Jordan	7,770.507	1,794.245	423.268	26.262	16.786	366.474	101.442	5.790	107.232
Juab	260.040	38.989	49.546	1.113	16.786	163.865	109.230	46.371	155.601
Kane	112.344	13.000	16.987	4.748	21.830	742.602	249.423	20.702	270.125
Millard	533.657	68.900	94.846	23.369	16.786	177.821	113.309	6.101	119.410
Morgan	133.791	16.222	9.909	1.113	36.422	1,785.138	733.917	26.728	760.645
Nebo	1,381.584	221.218	142.977	2.937	16.786	414.402	133.076	11.011	144.087
No. Sanpete	316.527	35.839	42.468	2.782	16.786	121.060	78.291	5.399	83.690
No. Summit	78.450	3.000	19.819	3.005	16.786	296.042	66.821	5.784	72.605
Park City	217.772	42.339	18.403	0.742	16.786	109.734	56.077	5.044	61.121
Plute	36.909	3.661	52.378	0.000	16.786	89.742	48.442	5.021	53.463
Rich	62.815	5.894	4.247	0.000	23.044	792.848	247.775	30.578	278.353
San Juan	482.543	121.089	151.471	14.701	22.368	849.638	268.952	11.611	280.563
Sevier	680.085	62.972	83.521	0.692	86.476	590.834	157.993	6.644	164.637
So. Sanpete	358.720	21.744	121.743	2.151	16.786	166.672	84.460	9.365	93.825
So. Summit	130.227	13.478	5.662	0.519	16.786	71.369	45.495	4.864	50.359
Tintic	39.011	0.000	15.572	0.000	25.618	999.805	318.674	13.820	332.494
Tooele	714.264	130.367	127.405	2.151	27.792	1,293.147	282.752	8.621	291.373
Uintah	856.023	257.218	145.808	6.306	16.786	459.158	193.499	36.100	229.599
Wasatch	343.609	65.611	32.559	0.593	32.754	1,671.222	671.123	22.940	694.063
Washington	1,340.670	175.473	118.912	3.413	16.786	101.458	86.360	5.238	91.598
Wayne	65.852	0.417	18.403	0.000	52.943	3,918.752	1,043.658	44.338	1,087.996
Weber	2,892.740	785.070	175.536	12.463	50.277	5,050.693	673.934	23.285	697.219
Salt Lake	3,723.030	1,010.698	239.239	27.449	33.598	2,866.546	427.760	16.126	443.886
Ogden	2,128.016	536.319	161.380	7.233	35.131	3,554.418	644.572	27.661	672.233
Provo	2,933.785	482.519	89.184	13.799	22.155	772.160	139.429	16.968	156.397
Logan	530.641	119.844	94.846	4.674	22.830	889.289	202.725	34.217	236.942
Murray	661.026	157.462	45.300	2.671	0.000	0.000	0.000	0.000	0.000
Institutions	0.000	0.000	0.000	0.000	1,340.000	68,196.704	17,335.000	981.000	18,316.000
TOTALS	51,501.703	11,312.000	3,808.000	235.000	1,340.000	68,196.704	17,335.000	981.000	18,316.000

BEST COPY AVAILABLE

136

**STATE SUPPORTED MINIMUM SCHOOL PROGRAM
FINAL NUMBER OF WEIGHTED PUPIL UNITS -- 1994-95**

District	Other Education Programs							Local Program	Grand Total Weighted Pupil Units
	Youth In Custody	Adult High Sch. Completion	Accelerated Learning	At-Risk Programs	Career Ladders	Class Size Reduction K-3rd Gr	Total		
Alpine	285.272	143.624	194.635	194.308	2,028.345	831.290	3,677.474	1,013.970	54,048.466
Beaver	0.000	5.585	3.194	6.404	79.626	27.282	122.091	41.040	2,206.859
Box Elder	0.000	63.724	33.898	48.374	573.043	225.877	944.916	284.217	14,974.537
Cache	54.431	28.398	54.550	41.792	637.871	258.688	1,075.730	318.774	16,817.271
Carbon	25.315	53.825	28.334	36.811	274.986	93.095	512.366	131.714	7,647.778
Daggett	0.000	4.664	1.318	6.241	17.985	4.326	34.534	10.797	628.829
Davis	149.728	234.824	229.360	249.536	2,878.889	1,163.530	4,905.867	1,398.947	74,397.504
Duchesne	28.769	21.426	17.840	20.579	248.466	87.534	424.614	120.371	6,843.612
Emery	0.000	12.558	13.615	16.552	185.086	61.580	289.391	87.880	4,686.142
Garfield	0.000	6.266	3.203	6.578	72.947	21.643	110.637	43.596	2,278.306
Grand	0.000	8.846	4.560	10.051	92.701	33.093	149.251	41.696	2,422.534
Granite	1,250.288	554.402	280.766	505.031	3,992.880	1,598.085	8,181.452	1,871.583	102,153.166
Iron	228.426	31.280	19.334	29.507	305.039	125.950	739.536	156.029	8,486.399
Jordan	269.215	256.037	262.038	313.824	3,539.380	1,430.363	6,070.857	1,717.177	92,972.096
Juab	0.000	10.746	3.474	6.750	88.179	34.914	144.063	43.256	2,518.434
Kane	0.000	5.372	4.246	6.819	87.871	29.170	133.478	48.951	2,611.607
Millard	39.817	14.333	12.227	25.093	213.775	74.516	379.761	97.241	5,601.153
Morgan	0.000	5.634	9.809	6.410	104.195	39.750	165.798	51.378	2,728.887
Nebo	112.290	83.864	68.868	79.081	886.351	384.885	1,615.339	457.315	23,891.405
No. Sanpete	9.991	11.475	7.048	11.625	126.815	46.276	213.230	60.263	3,411.837
No. Summit	0.000	4.664	5.470	6.331	56.397	19.423	92.285	27.938	1,551.145
Park City	0.000	4.664	15.125	6.524	149.633	67.694	243.640	73.002	3,809.839
Plute	0.000	4.664	1.485	6.331	27.280	5.367	45.127	15.742	945.948
Rich	0.000	4.664	3.818	6.384	37.605	10.672	63.143	21.130	1,163.658
San Juan	31.544	51.337	16.390	62.377	219.875	74.261	455.784	96.558	5,714.854
Sevier	51.006	34.206	24.420	35.100	260.459	91.318	496.509	127.356	7,140.730
So. Sanpete	0.000	59.181	12.909	16.293	160.044	57.672	306.099	75.008	4,330.149
So. Summit	0.000	4.664	2.293	6.253	65.491	20.223	98.924	31.796	1,772.052
Tintic	0.000	4.664	1.289	6.795	22.565	5.598	40.911	15.440	877.740
Tooele	0.000	66.819	20.357	39.070	392.881	149.131	668.258	192.805	10,326.647
Utah	77.067	45.026	19.968	43.910	360.434	139.633	686.038	164.351	9,370.908
Wasatch	0.000	12.652	11.338	10.206	166.570	66.062	266.828	79.828	4,428.068
Washington	160.938	102.264	61.657	73.445	786.900	341.134	1,526.338	414.040	21,778.176
Wayne	0.000	4.664	7.382	6.647	41.961	11.831	72.485	22.367	1,266.381
Weber	174.229	158.185	110.195	125.899	1,385.983	544.716	2,499.207	672.449	36,573.084
Salt Lake	157.804	606.185	89.692	459.872	1,373.917	586.201	3,273.671	605.175	35,314.049
Ogden	463.272	255.415	37.040	189.902	713.611	288.910	1,948.150	310.697	18,624.850
Provo	207.598	118.916	73.782	123.856	726.966	282.476	1,533.594	325.732	19,839.172
Logan	0.000	29.998	28.041	35.087	307.782	135.750	536.658	141.796	7,602.978
Murray	0.000	64.285	21.032	27.352	353.216	139.081	604.966	166.595	8,950.704
Institutions	0.000	0.000	0.000	0.000	0.000	0.000	0.000	0.000	78.035
TOTALS	3,777.000	3,194.000	1,816.000	2,909.000	24,044.000	9,609.000	45,349.000	11,576.000	632,785.990

UTAH STATE OFFICE OF EDUCATION
 School District Combined Balance Sheets
 All Fund Types and Account Groups
 For Fiscal Year Ended JUNE 30, 1995

	ALPINE	BEAVER	BOX ELDER	CACHE	CARBON	DAGGETT
ASSETS						
CASH IN BANK	10,822	298,538	3,643,644	518,749	2,272,267	457,381
INVESTMENTS	117,942,066	2,011,797	22,893,277	8,218,890	3,165,848	175,949
RECEIVABLES	5,966,906	209,777	1,437,018	1,541,219	902,459	101,838
INVENTORIES	1,061,444	214,545	65,196	413,716	704,785	4,749
PREPAID EXPENSES			789		1,351	
OTHER CURRENT ASSETS	212,138,850	17,872,332	70,997,115	68,353,114	44,028,298	4,951,214
FIXED ASSETS	128,738,034	9,966,479	37,135,556	30,618,220	11,781,672	1,940,000
PROVIDED FOR DEBT SERVICE AND OTHER						
TOTAL ASSETS	465,858,122	30,573,468	136,172,595	109,663,908	62,856,680	7,631,131
LIABILITIES						
NEGATIVE BANK BALANCE			937,712	60,534	3,201,566	207
PAYABLES	18,893,318	532,269	6,042,751	2,148,540	1,387,413	171,462
DEFERRED REVENUES	23,664,266		3,787,893		319,809	15,793
OTHER CURRENT LIABILITIES	3,659,262	386,479	228,018	624,880	11,781,672	1,940,000
LONG-TERM LIABILITIES	128,738,034	9,580,000	37,135,556	32,447,770		
TOTAL LIABILITIES	174,954,880	10,498,748	48,131,930	35,281,723	16,690,460	2,127,462
FUND EQUITY						
CONTRIBUTED CAPITAL	1,626,493		70,997,115	68,353,114	44,028,298	4,951,214
INVESTMENT IN FIXED ASSETS	210,996,265	17,872,332	286,682	5,466	297,618	
RETAINED EARNINGS	5,502,330	21,920				
FUND BALANCES						
RESERVED FOR OTHER	61,298	214,545	65,196	413,716	250,000	2,400
RESERVED FOR ENCUMBRANCES			1,640,000	645,434	208,722	52,621
RESERVED FOR INVENTORIES	6,272,898	11,368	13,051,004	3,982,572	1,381,582	497,434
UNDISTRIBUTED RESERVE	50,232,011	(11,368)	2,000,668	981,882		
DESIGNATED FOR CERTAIN PURPOSES	16,211,947	1,965,923				
UNAPPROPRIATED			88,040,665	74,382,185	46,166,220	5,503,669
TOTAL FUND EQUITY	290,903,242	20,074,720	136,172,595	109,663,908	62,856,680	7,631,131
TOTAL LIABILITIES AND FUND EQUITY	465,858,122	30,573,468	136,172,595	109,663,908	62,856,680	7,631,131
DETAIL OF FUND BALANCES UNAPPROPRIATED						
GENERAL (M & O) FUND	374,876	376,713	46,265	981,883	418,164	296,978
SPECIAL REVENUE FUNDS	12,422	101,453	202,896	()	69,956	11,800
DEBT SERVICE FUNDS	597,662	216,182	()	()	150,979	169,480
CAPITAL PROJECTS FUNDS	14,718,571	1,271,575	1,550,517	()	742,483	18,020
PROPRIETARY FUNDS			200,990			1,156
FIDUCIARY FUNDS	508,416					
TOTAL AVAILABLE	16,211,947	1,965,923	2,000,668	981,882	1,381,582	497,434

UTAH STATE OFFICE OF EDUCATION
School District Combined Balance Sheets
All Fund Types and Account Groups
For Fiscal Year Ended JUNE 30, 1995

	DAVIS	DUCHESNE	EMERY	GARFIELD	GRAND	GRANITE
ASSETS						
CASH IN BANK	12,173,356	1,975,377	2,286,583	1,395,168	1,559,326	4,328,009
INVESTMENTS	22,932,445	2,535,371	526,114	41,394	560,104	57,907,521
RECEIVABLES	15,722,817	1,090,775	1,109,260	523,626	138,397	14,240,414
INVENTORIES	5,221,268	348,757	59,580	3,214	42,042	3,822,511
PREPAID EXPENSES		75,994			16,000	452,120
OTHER CURRENT ASSETS	317,305,682	44,544,811	50,310,890	14,151,463	11,907,986	346,607
FIXED ASSETS	147,475,763	2,526,412	1,469,221	4,696,343		319,758,469
PROVIDED FOR DEBT SERVICE AND OTHER						12,701,709
TOTAL ASSETS	520,831,331	53,097,497	55,761,648	20,811,208	14,223,855	413,557,360
LIABILITIES						
NEGATIVE BANK BALANCE		148,870				146,684
PAYABLES	27,869,989	2,722,516	1,841,964	616,903	652,782	35,573,942
DEFERRED REVENUES	692,765	14,874	3,214		357,844	17,709,368
OTHER CURRENT LIABILITIES		396,016	1,299,338		57,833	330,478
LONG-TERM LIABILITIES	147,767,973	2,181,338	1,469,221	4,696,343		12,701,709
TOTAL LIABILITIES	176,330,727	5,448,740	4,625,397	5,316,460	1,068,459	66,462,181
FUND EQUITY						
CONTRIBUTED CAPITAL	999,210					
INVESTMENT IN FIXED ASSETS	314,829,724	44,470,117	50,310,890	14,151,463	11,907,986	319,578,605
RETAINED EARNINGS	1,801,882	101,201		15,911	58,399	1,516,896
FUND BALANCES				41,394		
RESERVED FOR OTHER	5,301,295	289,385	44,706		42,042	886,186
RESERVED FOR ENCUMBRANCES		348,757			1,776	6,926,911
RESERVED FOR INVENTORIES		253,889			206,275	6,576,582
UNDISTRIBUTED RESERVE	18,985,207	1,453,320	780,655	1,285,980	938,917	11,609,999
DESIGNATED FOR CERTAIN PURPOSES	2,583,286	732,088				
UNAPPROPRIATED	344,500,604	47,648,757	51,136,251	15,494,748	13,155,396	347,095,179
TOTAL FUND EQUITY	520,831,331	53,097,497	55,761,648	20,811,208	14,223,855	413,557,360
TOTAL LIABILITIES AND FUND EQUITY						
DETAIL OF FUND BALANCES UNAPPROPRIATE						
GENERAL (M & O) FUND	1,803,458	()	691,089	612,998	196,340	3,618,490
SPECIAL REVENUE FUNDS	()	216,520	146,302	65,444	29,250	280,418
DEBT SERVICE FUNDS				233,207		404,019
CAPITAL PROJECTS FUNDS	431,965	493,865	169,636	374,331	713,327	7,299,738
PROPRIETARY FUNDS			(226,372)			
FIDUCIARY FUNDS	347,863	21,703				7,334
TOTAL AVAILABLE	2,583,286	732,088	780,655	1,285,980	938,917	11,609,999

UTAH STATE OFFICE OF EDUCATION
 School District Combined Balance Sheets
 All Fund Types and Account Groups
 For Fiscal Year Ended JUNE 30, 1995

	IRON	JORDAN	JUAB	KANE	MILLARD	MORGAN
ASSETS						
CASH IN BANK	1,105,748	5,513,802	1,675,979	2,075,350	4,802,896	254,171
INVESTMENTS	24,238,108	86,197,315	591,757	303,646	1,585,576	1,242,858
RECEIVABLES	1,883,638	6,544,082	310,400	357,047	629,586	255,070
INVENTORIES	414,987	2,401,170	12,236	4,672	98,565	30,824
PREPAID EXPENSES		40,000	36,747		5,837	61,339
OTHER CURRENT ASSETS	38,389,354	588,698		16,867,407	64,008	
FIXED ASSETS	58,200,523	294,247,491	13,308,375	3,027,940	56,522,909	13,402,991
PROVIDED FOR DEBT SERVICE AND OTHER		132,114,816	2,004,379		20,601,415	4,930,724
TOTAL ASSETS	124,232,258	527,647,374	17,939,873	22,636,062	84,310,690	20,177,977
LIABILITIES						
NEGATIVE BANK BALANCE	962,251	2,104,366		891,185	4,980	107,716
PAYABLES	2,634,210	27,234,276	675,921		3,208,857	791,045
DEFERRED REVENUES		3,842,217	686,490	158,210	569,773	178,757
OTHER CURRENT LIABILITIES	58,200,523	5,454,317	4,740	2,869,730	20,601,415	4,775,000
LONG-TERM LIABILITIES	61,796,984	132,114,816	2,130,947			
TOTAL LIABILITIES	124,594,978	170,749,992	3,498,098	3,919,125	24,385,025	5,852,518
FUND EQUITY						
CONTRIBUTED CAPITAL	38,389,354	294,247,491	13,308,375	16,867,407	234,198	13,402,991
INVESTMENT IN FIXED ASSETS	(33,036)	3,721,766	85,859	48,103	56,262,227	1,063
RETAINED EARNINGS						
FUND BALANCES						
RESERVED FOR OTHER	1,164,126	28,413,742			30,222	
RESERVED FOR ENCUMBRANCES	414,887	4,107,909				
RESERVED FOR INVENTORIES	500,001	2,314,226				
UNDISTRIBUTED RESERVE	19,822,389	2,250,000	388,639		150,000	185,000
DESIGNATED FOR CERTAIN PURPOSES	2,177,553	3,981,778	107,674	1,801,427	51,057	398,123
UNAPPROPRIATED	62,435,274	17,860,470	551,228		3,058,786	338,282
TOTAL FUND EQUITY	124,232,258	356,897,382	14,441,775	18,716,937	59,925,665	14,325,459
TOTAL LIABILITIES AND FUND EQUITY	124,232,258	527,647,374	17,939,873	22,636,062	84,310,690	20,177,977
DETAIL OF FUND BALANCES UNAPPROPRIATE						
GENERAL (M & O) FUND	1,939,610	5,418,143	206,822	239,605	(154,607)	103,112
SPECIAL REVENUE FUNDS	71,393	324,475	()	64,461	931	()
DEBT SERVICE FUNDS	178,948	888,731	1,070	38,365	1,084,219	16,508
CAPITAL PROJECTS FUNDS		11,071,498	496,888	1,458,996	1,897,824	218,662
PROPRIETARY FUNDS	(12,398)	157,623	(153,553)			()
FIDUCIARY FUNDS	2,177,553	17,860,470	551,228	1,801,427	3,058,786	338,282
TOTAL AVAILABLE						



UTAH STATE OFFICE OF EDUCATION
School District Combined Balance Sheets
All Fund Types and Account Groups
For Fiscal Year Ended JUNE 30, 1995

	NEBO	NO SANPETE	NO. SUMMIT	PARK CITY	PIUTE	RICH
ASSETS						
CASH IN BANK	7,194,720	3,720,493	185,751	9,910,764	1,058,425	1,541,258
INVESTMENTS	17,517,371	125,393	319,540	1,001,939		
RECEIVABLES	1,518,022	539,191	133,911	415,366	119,488	94,643
INVENTORIES	1,754,941	5,977	8,565	24,053	3,100	6,513
PREPAID EXPENSES	18,893			50,000		
OTHER CURRENT ASSETS			79,023			
FIXED ASSETS	97,199,949	24,549,677	12,059,925	39,150,646	4,088,000	7,982,104
PROVIDED FOR DEBT SERVICE AND OTHER	47,465,908	8,231,801	2,083,595	19,070,000	774,084	2,562,628
TOTAL ASSETS	172,669,804	37,172,532	14,870,310	69,622,768	6,043,097	12,187,146
LIABILITIES						
NEGATIVE BANK BALANCE	2,078,148					
PAYABLES	2,026,529	1,289,156	474,828	1,557,327	340,328	436,502
DEFERRED REVENUES	3,454,594	18,190	10,374	194,267	3,100	
OTHER CURRENT LIABILITIES	3,026,083	234,538		165,470		
LONG-TERM LIABILITIES	45,110,000	8,231,801	2,162,618	19,070,000	774,084	2,562,628
TOTAL LIABILITIES	55,695,354	9,773,685	2,647,820	20,987,064	1,117,512	2,999,130
FUND EQUITY						
CONTRIBUTED CAPITAL	96,987,244	24,549,677	12,059,925	39,150,646	4,088,000	7,982,104
INVESTMENT IN FIXED ASSETS	(130,695)	23,437	342			23,319
RETAINED EARNINGS						
FUND BALANCES						
RESERVED FOR OTHER				1,238,443		
RESERVED FOR ENCUMBRANCES				25,543		
RESERVED FOR INVENTORIES				13,068		
UNDISTRIBUTED RESERVE	(707,155)	100,000	68,305	600,000		
DESIGNATED FOR CERTAIN PURPOSES	1,457,155	649,972	72,475	5,156,000	112,789	277,773
UNAPPROPRIATED	19,367,901	2,075,761	21,443	2,452,004	696,185	904,820
TOTAL FUND EQUITY	116,974,450	27,398,847	12,222,490	48,635,704	4,925,585	9,188,016
TOTAL LIABILITIES AND FUND EQUITY	172,669,804	37,172,532	14,870,310	69,622,768	6,043,097	12,187,146
DETAIL OF FUND BALANCES UNAPPROPRIATE						
GENERAL (M & O) FUND	414,606	231,065	15,160	1,626,661	348,998	188,098
SPECIAL REVENUE FUNDS			(376)	131,331	13,175	976
DEBT SERVICE FUNDS	1,784	51,542	()	325,948	16,493	25,335
CAPITAL PROJECTS FUNDS	18,951,511	1,793,154	6,659	199,698	299,978	690,411
PROPRIETARY FUNDS				143,434	17,541	
FIDUCIARY FUNDS				24,932		
TOTAL AVAILABLE	19,367,901	2,075,761	21,443	2,452,004	696,185	904,820

UTAH STATE OFFICE OF EDUCATION
 School District Combined Balance Sheets
 All Fund Types and Account Groups
 For Fiscal Year Ended JUNE 30, 1995

	SAN JUAN	SEVIER	SO. SANPETE	SO. SUMMIT	TINTIC	TOOELE
ASSETS						
CASH IN BANK	525,933	4,513,646	575,530	78,355	1,312,309	644,203
INVESTMENTS	2,300,490	674,190	1,656,779	4,442,114		4,180,770
RECEIVABLES	1,581,226	949,092	543,405	150,451	180,077	499,474
INVENTORIES	295,273	112,476	16,818		200	109,032
PREPAID EXPENSES					4,044	
OTHER CURRENT ASSETS						
FIXED ASSETS	49,528,688	38,188,471	23,135,954	20,684,680	8,276,912	65,298,240
PROVIDED FOR DEBT SERVICE AND OTHER	2,957,488	9,476,134	2,329,267	4,298,764	1,173,486	799,362
TOTAL ASSETS	57,189,098	53,914,009	28,257,753	29,654,364	10,947,028	71,531,081
LIABILITIES						
NEGATIVE BANK BALANCE				550		
PAYABLES	2,538,902	2,667,156	108,273	606,056	280,104	3,725,557
DEFERRED REVENUES	410,166	754,552	1,105,822		133,475	929,880
OTHER CURRENT LIABILITIES						1,200
LONG-TERM LIABILITIES	2,430,000	1,199,071	144,267	4,298,764	1,173,486	11,990,000
TOTAL LIABILITIES	5,379,068	14,096,913	3,543,362	4,905,370	1,587,065	16,646,637
FUND EQUITY						
CONTRIBUTED CAPITAL						
INVESTMENT IN FIXED ASSETS	48,135,446	38,188,471	23,135,954	20,684,680	8,276,912	53,263,938
RETAINED EARNINGS	1,014,657	25,068	6,710	2,887	3,553	
FUND BALANCES						
RESERVED FOR OTHER			65,000			
RESERVED FOR ENCUMBRANCES						
RESERVED FOR INVENTORIES	1,334,067	474,262		3,450,824	53,942	200
UNDISTRIBUTED RESERVE	318,630	430,372	350,000	172,945	45,328	1,620,506
DESIGNATED FOR CERTAIN PURPOSES	749,416	698,923	1,156,727	406,749	980,029	
UNAPPROPRIATED	257,814					
TOTAL FUND EQUITY	51,810,030	39,817,096	24,714,391	24,748,994	9,359,963	54,884,444
TOTAL LIABILITIES AND FUND EQUITY	57,189,098	53,914,009	28,257,753	29,654,364	10,947,028	71,531,081
DETAIL OF FUND BALANCES UNAPPROPRIATE						
GENERAL (M & O) FUND	1,046	604,443	409,679	170,411	1,050,428	
SPECIAL REVENUE FUNDS	(6,912)	89,200	36,129		19,755	
DEBT SERVICE FUNDS	41,636	131,718	115,376		()	
CAPITAL PROJECTS FUNDS	33,521	5,280	579,201	120,962	(90,154)	
PROPRIETARY FUNDS						
FIDUCIARY FUNDS	188,523					
TOTAL AVAILABLE	257,814	698,923	1,156,727	406,749	980,029	

UTAH STATE OFFICE OF EDUCATION
School District Combined Balance Sheets
All Fund Types and Account Groups
For Fiscal Year Ended JUNE 30, 1995

	UNITAH	WASATCH	WASHINGTON	WAYNE	WEBER	SALT LAKE
ASSETS						
CASH IN BANK	745,560	1,833,130	1,066,343	835,405	162,463	1,809,795
INVESTMENTS	2,765,563	961	18,788,653	74,453	38,757,221	66,405,738
RECEIVABLES	1,305,303	399,248	2,986,671	126,851	1,286,843	9,136,546
INVENTORIES	211,938	22,860	93,740	5,865	611,901	1,446,634
PREPAID EXPENSES	762	5,200	1,391,849		109,653	571,995
OTHER CURRENT ASSETS						
FIXED ASSETS	55,857,022	16,315,692	126,218,449	6,326,330	152,768,815	248,655,255
PROVIDED FOR DEBT SERVICE AND OTHER		3,200,182	64,382,199	726,117	51,555,330	25,050,793
TOTAL ASSETS	60,886,148	21,777,273	214,927,904	8,095,021	245,252,226	353,076,756
LIABILITIES						
NEGATIVE BANK BALANCE	1,154,658		348,911		29,842	
PAYABLES	1,407,479	1,133,274	9,776,229	461,745	17,958,501	29,189,377
DEFERRED REVENUES	991,533	22,207	2,357,577	5,865	6,684,420	16,683,081
OTHER CURRENT LIABILITIES	262,009	248,829	34,704		4,475,350	948,063
LONG-TERM LIABILITIES		3,200,182	64,382,199	726,117	47,001,676	31,438,125
TOTAL LIABILITIES	3,815,679	4,604,492	76,864,916	1,228,431	76,149,789	78,258,646
FUND EQUITY						
CONTRIBUTED CAPITAL						1,100,882
INVESTMENT IN FIXED ASSETS	55,857,022	16,315,692	126,218,449	6,326,330	152,768,815	247,411,912
RETAINED EARNINGS	(39,613)	10,117	349,049	1,423	1,539,519	1,602,322
FUND BALANCES		5,200				481,444
RESERVED FOR OTHER						16,152,233
RESERVED FOR ENCUMBRANCES	120,747	14,273				903,020
RESERVED FOR INVENTORIES		465,799				5,062,395
UNDISTRIBUTED RESERVE	431,779	400,000	2,400,000	111,664	2,382,387	
DESIGNATED FOR CERTAIN PURPOSES	700,534	(38,300)	6,838,041		2,448,052	
UNAPPROPRIATED			2,257,449	427,173	8,693,845	2,103,902
TOTAL FUND EQUITY	57,070,469	17,172,781	138,062,988	6,866,590	169,102,437	274,818,110
TOTAL LIABILITIES AND FUND EQUITY	60,886,148	21,777,273	214,927,904	8,095,021	245,252,226	353,076,756
DETAIL OF FUND BALANCES UNAPPROPRIATE						
GENERAL (M & O) FUND	191,941	(14,457)	2,303,674	158,236	1,773,163	3,455,954
SPECIAL REVENUE FUNDS	(0)	16,439	(1,430)	(1,430)	198,752	519,088
DEBT SERVICE FUNDS	160,167	194,001	384,440	109,721	411,519	
CAPITAL PROJECTS FUNDS	348,426	(234,283)	(500,380)	172,310	6,224,594	(2,221,390)
PROPRIETARY FUNDS						
FIDUCIARY FUNDS			69,715	(11,664)	85,817	350,250
TOTAL AVAILABLE	700,534	(38,300)	2,257,449	427,173	8,693,845	2,103,902

School District Combined Balance Sheets
 All Fund Types and Account Groups
 For Fiscal Year Ended JUNE 30, 1995

	OGDEN	PROVO	LOGAN	MURRAY	STATEWIDE
ASSETS					
CASH IN BANK	1,164,076	11,775,428	5,087,964	96,516	102,185,233
INVESTMENTS	13,215,002	1,546,226	1,704,063	14,240,154	542,786,657
RECEIVABLES	1,988,399	4,066,874	867,225	492,588	82,345,223
INVENTORIES		381,508	76,954	176,436	20,288,945
PREPAID EXPENSES		56,870			2,899,443
OTHER CURRENT ASSETS	58,892,854	82,981,947	34,275,155	41,015,838	1,078,336
FIXED ASSETS	20,369,280	29,269,105	9,871,161	3,308,490	2,822,509,254
PROVIDED FOR DEBT SERVICE AND OTHER					918,884,380
TOTAL ASSETS	95,629,612	130,077,958	51,882,522	59,330,022	4,492,977,471
LIABILITIES					
NEGATIVE BANK BALANCE	950,728	264,705	711,048	21,876	9,431,011
PAYABLES	5,837,564	1,492,109	4,106,764	4,106,764	224,825,852
DEFERRED REVENUES	2,829,057	4,843,744	78,563	2,311,782	95,611,302
OTHER CURRENT LIABILITIES			1,762,321	572,432	26,009,510
LONG-TERM LIABILITIES	20,369,280	30,031,806	11,295,224	4,701,721	933,742,892
TOTAL LIABILITIES	29,986,629	36,632,364	13,847,156	11,714,575	1,289,620,567
FUND EQUITY					
CONTRIBUTED CAPITAL	58,888,448	82,981,947	34,275,155	41,015,838	3,960,783
INVESTMENT IN FIXED ASSETS	531,240	364,495		1,879,935	2,803,487,573
RETAINED EARNINGS					20,778,999
FUND BALANCES					30,317,544
RESERVED FOR OTHER	764,392	265,369		77,801	30,690,974
RESERVED FOR ENCUMBRANCES				573,566	6,555,731
RESERVED FOR INVENTORIES			44,512		34,959,590
RESERVED FOR INVENTORIES			450,000		144,042,991
UNDISTRIBUTED RESERVE	(1)	1,097,688	70,000	1,047,392	128,562,719
DESIGNATED FOR CERTAIN PURPOSES	1,569,960	8,736,095	3,195,699	2,820,915	3,203,356,904
UNAPPROPRIATED	3,888,944	8,736,095	38,035,366	47,615,447	4,492,977,471
TOTAL FUND EQUITY	65,642,984	93,445,594	51,882,522	59,330,022	3,960,783
TOTAL LIABILITIES AND FUND EQUITY	95,629,612	130,077,958	51,882,522	59,330,022	4,492,977,471
DETAIL OF FUND BALANCES UNAPPROPRIATE					
GENERAL (M & O) FUND	2,269,988	360,966	1,378,840	434,993	34,543,831
SPECIAL REVENUE FUNDS	48,376	139,047	58,721		2,859,993
DEBT SERVICE FUNDS	48,120	351,065	352,982		6,522,270
CAPITAL PROJECTS FUNDS	1,249,752	7,885,017	1,210,086	2,284,498	82,115,695
PROPRIETARY FUNDS			195,070		130,829
FIDUCIARY FUNDS	272,708			101,424	2,390,102
TOTAL AVAILABLE	3,888,944	8,736,095	3,195,699	2,820,915	128,562,719

BEST COPY AVAILABLE



UTAH STATE OFFICE OF EDUCATION
F4 Statewide Balance Sheet
1994-95

MAINTENANCE & OPERATION FUND 10

ASSETS	8110 Cash in Banks and On Hand					8120 Investments		8131 Local	8133 State	8134 Federal	8135 Due from Other Funds	8140 Inventories	8150 Prepaid Expenditures
ALPINE	0	21,802,927	989,421	170,759	1,457,570	384,308	0	0	0	0	214,545	0	
BEAVER	39,293	674,011	14,941	136,048	0	0	0	0	0	8,734	0	(607)	
BOX ELDER	0	9,100,000	10,569	242,374	577,620	0	0	0	0	7,078	256,899	0	
CACHE	63,272	4,332,130	201,536	91,654	929,367	0	0	0	0	175,000	559,099	1,351	
CARBON	1,621,264	2,111,710	10,225	474,944	0	0	0	0	0	207	2,400	0	
DAGGETT	429,338	0	19,445	1,500	60,299	0	0	0	0	6,433,599	0	0	
DAVIS	323,829	12,639,051	1,577,382	2,368,003	1,851,386	0	0	0	0	0	0	70,637	
DUCHESNE	1,572,112	1,504,726	309,488	128,955	406,435	0	0	0	0	0	0	0	
EMERY	1,300,030	0	225,759	75,173	420,530	0	0	0	0	243,451	0	0	
GARFIELD	913,055	0	144,278	15,331	150,336	0	0	0	0	0	0	0	
GRAND	957,417	0	1,771	0	105,577	0	0	0	0	32,179	0	16,000	
GRANITE	2,185,630	37,832,160	1,609,208	643,918	5,557,475	3,002,989	0	0	0	2,575,489	0	452,120	
IRON	0	4,344,220	355,383	116,185	787,180	0	0	0	0	333,976	0	0	
JORDAN	222,250	33,197,315	792,143	312,249	2,348,231	0	0	0	0	1,834,813	0	40,000	
JUAB	1,301,465	72,864	32,739	6,310	194,863	0	0	0	0	0	0	36,747	
KANE	512,988	0	70,865	0	231,603	0	0	0	0	0	0	0	
MILLARD	218,852	1,428,186	184,746	94,081	312,683	0	0	0	0	0	0	0	
MORGAN	0	1,242,858	13,504	39,303	148,827	0	0	0	0	0	0	0	
NEBO	0	3,974,191	223,378	182,905	348,490	0	0	0	0	737,184	0	11,116	
NO. SANPETE	1,163,770	0	85,164	51,426	274,872	12,073	0	0	0	0	0	0	
NO. SUMMIT	2,422,250	(2,020,627)	19,690	13,036	87,530	0	0	0	0	0	0	0	
PARK CITY	3,761,491	0	91,526	21,832	206,398	0	0	0	0	0	0	0	
PIUTE	694,613	0	0	19,967	87,535	0	0	0	0	0	0	0	
RICH	589,718	0	0	1,396	86,944	0	0	0	0	0	0	0	
SAN JUAN	66,913	1,901,482	32,825	154,430	387,854	0	0	0	0	9,038	0	0	
SEVIER	3,093,741	0	211,496	63,830	234,854	478	0	0	0	0	0	0	
SO. SANPETE	400,826	1,078,895	85,572	56,037	211,407	0	0	0	0	0	0	0	
SO. SUMMIT	21,936	819,981	92	5,273	128,026	0	0	0	0	0	0	0	
TINTIC	1,122,457	0	4,399	2,585	59,286	77,225	0	0	0	200	0	0	
TOOELE	368,829	3,198,339	112,279	45,134	191,949	3,200	0	0	0	0	0	0	
UINTAH	0	2,694,793	2,412	1,180,041	18,797	0	0	0	0	54,270	0	762	
WASATCH	1,033,904	0	118,556	48,542	170,993	0	0	0	0	0	0	5,200	
WASHINGTON	0	10,977,880	953,814	1,144,709	0	0	0	0	0	0	0	600,575	
WAYNE	518,473	0	0	25,828	77,569	11,394	0	0	0	0	0	0	
WEBER	76,646	23,146,051	178,125	133,940	845,662	0	0	0	0	200,509	0	55,192	
SALT LAKE	1,306,613	37,492,626	1,901,281	332,355	2,196,790	165,584	0	0	0	903,020	0	84,723	
OGDEN	0	11,312,220	160,791	274,096	1,280,711	0	0	0	0	0	0	0	
PROVO	900,596	1,143,655	706,771	138,188	1,939,815	0	0	0	0	140,677	0	12,831	
LOGAN	2,441,481	70,000	209,283	102,264	461,334	7,900	0	0	0	0	0	0	
MURRAY	200	7,269,109	25,205	68,532	113,304	0	0	0	0	0	0	0	
TOTALS	31,645,253	233,340,753	11,656,063	8,983,133	24,950,102	10,533,220	7,854,298	1,386,647					

UTAH STATE OFFICE OF EDUCATION
 P4 Statewide Balance Sheet
 1994-95

MAINTENANCE & OPERATION FUND 10

ASSETS	8260 Accumulated Depreciation					8290 Other Fixed Assets	8420 Amt to be Provided for Debt Serv.	8430 Other Debts
	8190 Other Current Assets	8210 Land	8220 Buildings	8250 Equipment	8260 Accumulated Depreciation			
ALPINE	0	0	0	0	0	0	0	0
BEAVER	0	0	0	0	0	0	0	0
BOX ELDER	0	0	0	0	0	0	0	0
CACHE	0	0	0	0	0	0	0	0
CARBON	0	0	0	0	0	0	0	0
DAGGETT	0	0	0	0	0	0	0	0
DAVIS	0	0	0	0	0	0	0	0
DUCHESNE	0	0	0	0	0	0	0	0
EMERY	0	0	0	0	0	0	0	0
GARFIELD	0	0	0	0	0	0	0	0
GRAND	0	0	0	0	0	0	0	0
GRANITE	0	0	0	0	0	0	0	0
IRON	0	0	0	0	0	0	0	0
JORDAN	0	0	0	0	0	0	0	0
JUAB	0	0	0	0	0	0	0	0
KANE	0	0	0	0	0	0	0	0
MILLARD	0	0	0	0	0	0	0	0
MORGAN	0	0	0	0	0	0	0	0
NEBO	0	0	0	0	0	0	0	0
NO SANPETE	0	0	0	0	0	0	0	0
NO SUMMIT	0	0	0	0	0	0	0	0
PARK CITY	0	0	0	0	0	0	0	0
PIUTE	0	0	0	0	0	0	0	0
RICH	0	0	0	0	0	0	0	0
SAN JUAN	0	0	0	0	0	0	0	0
SEVIER	0	0	0	0	0	0	0	0
SO SANPETE	0	0	0	0	0	0	0	0
SO SUMMIT	0	0	0	0	0	0	0	0
TINTIC	0	0	0	0	0	0	0	0
TOOELE	0	0	0	0	0	0	0	0
UINTAH	0	0	0	0	0	0	0	0
WASATCH	0	0	0	0	0	0	0	0
WASHINGTON	0	0	0	0	0	0	0	0
WAYNE	0	0	0	0	0	0	0	0
WEBER	0	0	0	0	0	0	0	0
SALT LAKE	0	0	0	0	0	0	0	0
OGDEN	0	0	0	0	0	0	0	0
PROVO	0	0	0	0	0	0	0	0
LOGAN	0	0	0	0	0	0	0	0
MURRAY	0	0	0	0	0	0	0	0
TOTALS	0	0	0	0	0	0	0	85,035

155

BEST COPY AVAILABLE

154



UTAH STATE OFFICE OF EDUCATION
F4 Statewide Balance Sheet
 1994-95

MAINTENANCE & OPERATION FUND 10

ASSETS	LIABILITIES						9590 Other Current Liabilities
	9505 Negative Cash Balance	9510 Accounts Payable	9530 Accrued Liabilities	9540 Accrued Salaries and Withholdings	9550 Due to Other Funds	9560 Deferred Revenue	
TOTAL ASSETS	0	517,262	870,052	8,388,993	86	6,626,311	0
24,774,985	0	108,936	0	378,644	0	0	0
1,078,838	0	346,617	0	2,764,582	436,474	1,954,072	228,018
9,938,690	937,712	1,879,180	0	0	0	0	0
5,881,937	0	722,308	793,718	1,173,268	0	1,387,413	0
4,953,593	0	107,227	0	56,312	0	0	0
513,189	0	331,863	250,000	18,123,980	0	33,205	0
25,193,250	0	452,421	0	1,818,675	0	0	0
3,992,353	0	478,066	0	1,095,788	0	0	0
2,264,943	0	610,002	0	0	0	0	0
1,223,000	0	10,103	253,368	347,996	0	66,683	0
1,112,944	0	979,877	8,188,479	21,824,454	0	13,451,561	0
53,858,989	0	90,622	0	966,653	0	0	0
5,936,944	736,482	1,359,661	1,948,404	15,120,115	0	3,253,519	0
38,747,001	1,462,095	26,933	0	603,198	0	473,928	0
1,644,988	0	320,269	255,582	0	0	0	0
815,456	0	1,760,263	0	0	0	430,183	0
2,238,548	0	718,195	0	0	0	81,244	0
1,444,493	67,683	0	1,506,120	0	0	2,000,549	0
5,477,264	805,989	0	0	0	0	12,213	0
1,587,305	0	923,740	203,921	203,255	0	1,810	0
521,879	0	134,337	98,346	1,391,035	0	35,740	56,944
4,081,247	0	38,219	0	0	0	0	0
802,115	0	340,328	0	0	0	0	0
678,058	0	26,890	0	0	206,357	0	0
2,552,542	0	755,549	0	0	417,865	0	0
3,604,399	0	822,016	0	1,173,228	0	371,727	0
1,832,737	0	32,100	0	975,958	0	572,081	0
975,308	0	200,275	237,951	108,296	0	0	0
1,266,152	0	21,068	0	68,283	0	47,878	0
3,919,730	0	51,874	0	2,399,385	0	483,193	100
3,951,075	1,067,917	60,367	0	1,281,097	0	991,533	10,609
1,377,195	0	22,552	0	802,824	0	12,451	22,519
13,676,978	210,713	1,503,437	0	5,486,002	0	1,735,921	0
633,264	0	375,028	0	0	0	0	0
24,721,160	0	4,519,851	0	7,606,520	0	6,528,057	6,731
44,382,992	0	3,121,312	4,425,988	12,973,480	2,845,325	11,375,848	0
13,027,819	907,149	117,633	2,839,418	2,502,537	0	2,829,057	0
4,982,533	0	265,669	0	463,511	100,502	2,881,281	0
3,292,262	0	353,360	0	0	210,000	12,010	818,052
7,476,350	21,876	1,504,168	0	2,294,696	67,177	1,681,963	0
TOTALS	6,217,616	26,006,577	20,161,306	114,082,405	4,283,786	59,331,431	1,142,973



UTAH STATE OFFICE OF EDUCATION
F4 Statewide Balance Sheet
 1994-95

MAINTENANCE & OPERATION FUND 10

	FUND EQUITY									
	9600 Long-Term Liabilities	TOTAL LIABILITIES	9810 Contributed Capital	9820 Investment in Gen Fixed Assets	9830 Retained Earnings	9840 Reserved - Other	9841 Reserved for Encumbrances	9842 Reserved for Inventories		
ALPINE	0	16,379,304	0	0	0	0	0	0	0	0
BEAVER	0	487,580	0	0	0	0	0	214,545	0	0
BOX ELDER	0	6,667,475	0	0	0	0	0	0	0	0
CACHE	0	1,879,180	0	0	0	0	0	256,899	0	0
CARBON	0	4,076,707	0	0	0	0	0	0	0	0
DAGGETT	0	163,539	0	0	0	0	0	2,400	0	0
DAVIS	260,220	18,999,268	0	0	0	0	0	126,438	0	0
DUCHESNE	0	2,271,096	0	0	0	0	0	50,529	0	0
EMERY	0	1,573,854	0	0	0	0	0	0	0	0
GARFIELD	0	610,002	0	0	0	0	0	0	0	0
GRAND	0	678,150	0	0	0	0	0	0	0	0
GRANITE	0	44,444,371	0	0	0	0	0	344,008	0	0
IRON	0	1,793,757	0	0	0	0	0	160,533	0	0
JORDAN	0	23,143,794	0	0	0	40,000	0	2,235,370	1,834,813	0
JUAB	0	1,104,059	0	0	0	0	0	0	0	0
KANE	0	575,851	0	0	0	0	0	0	0	0
MILLARD	0	2,190,446	0	0	0	0	0	1,651	0	0
MORGAN	0	867,121	0	0	0	0	0	0	0	0
NEBO	0	4,312,658	0	0	0	0	0	0	0	0
NO. SANPETE	0	935,953	0	0	0	0	0	0	0	0
NO. SUMMIT	0	438,414	0	0	0	0	0	0	0	0
PARK CITY	0	1,521,938	0	0	0	326,699	0	5,949	0	0
PIUTE	0	340,328	0	0	0	0	0	0	0	0
RICH	0	436,502	0	0	0	0	0	0	0	0
SAN JUAN	0	1,545,141	0	0	0	0	0	0	9,038	0
SEVIER	0	2,567,325	0	0	0	0	0	0	0	0
SO. SANPETE	0	1,008,058	0	0	0	0	0	65,000	0	0
SO. SUMMIT	0	546,522	0	0	0	0	0	0	0	0
TINTIC	0	137,229	0	0	0	0	0	0	200	0
TOOELE	0	2,934,552	0	0	0	0	0	0	0	0
UINTAH	0	3,411,523	0	0	0	0	0	0	0	0
WASATCH	0	860,346	0	0	0	5,200	0	0	0	0
WASHINGTON	0	8,936,073	0	0	0	0	0	0	0	0
WAYNE	0	375,028	0	0	0	0	0	0	0	0
WEBER	0	18,661,159	0	0	0	0	0	684,554	0	0
SALT LAKE	0	34,741,953	0	0	0	84,723	0	134,947	903,020	0
OGDEN	0	9,195,793	0	0	0	0	0	105,923	0	0
PROVO	0	3,710,963	0	0	0	0	0	0	140,677	0
LOGAN	0	1,393,422	0	0	0	0	0	0	0	0
MURRAY	0	5,569,880	0	0	0	31,055	0	263,099	0	0
TOTALS	260,220	231,486,315	0	0	0	487,677	4,239,299	3,782,017	0	0



UTAH STATE OFFICE OF EDUCATION
F4 Statewide Balance Sheet
 1994-95

MAINTENANCE & OPERATION FUND 10

FUND EQUITY		9851-8		9859		TOTAL FUND EQUITY		TOTAL LIABILITIES & FUND EQUITY	
9843 Undistributed Reserve	Designations of Fund Balance	Unappropriated Fund Balance							
5,806,473	2,153,034	374,876			8,395,681	24,774,985			
11,368	(11,368)	376,713			591,258	1,078,838			
1,640,950	1,584,950	46,265			3,271,215	9,938,690			
600,000	2,163,975	981,883			4,002,757	5,881,937			
250,000	208,722	418,164			876,886	4,953,593			
50,272	0	296,978			349,650	513,189			
0	4,264,086	1,803,458			6,193,982	25,193,250			
253,890	1,416,838	(0)			1,721,257	3,992,353			
0	0	691,089			691,089	2,264,943			
0	0	612,998			612,998	1,223,000			
0	206,275	196,340			434,794	1,112,944			
5,000,000	452,120	3,618,490			9,414,618	53,858,989			
500,000	1,209,068	1,939,610			4,143,187	5,936,944			
2,250,000	3,824,881	5,418,143			15,603,207	38,747,001			
235,086	99,020	206,822			540,928	1,644,988			
0	0	239,605			239,605	815,456			
150,000	51,057	(154,607)			48,102	2,238,548			
185,000	289,259	103,112			577,371	1,444,493			
750,000	0	414,606			1,164,606	5,477,264			
100,000	320,287	231,065			651,352	1,587,305			
68,305	0	15,160			83,465	521,879			
600,000	0	1,626,661			2,559,309	4,081,247			
0	112,789	348,998			461,787	802,115			
0	53,458	188,098			241,556	678,058			
318,630	678,687	1,046			1,007,401	2,552,542			
425,000	7,631	604,443			1,037,074	3,604,399			
0	350,000	409,679			824,679	1,832,737			
100,000	158,375	170,411			428,786	975,308			
50,000	28,295	1,050,428			1,128,923	1,266,152			
0	985,178	0			985,178	3,919,730			
0	293,341	191,941			539,552	3,951,075			
126,106	400,000	(14,457)			516,849	1,377,195			
2,400,000	37,231	2,303,674			4,740,905	13,676,978			
100,000	0	158,236			258,236	633,264			
2,382,387	1,219,897	1,773,163			6,060,001	24,721,160			
5,062,395	0	3,455,954			9,641,039	44,382,992			
0	1,456,114	2,269,988			3,832,025	13,027,819			
0	769,927	360,966			1,271,570	4,982,533			
450,000	70,000	1,378,840			1,898,840	3,292,262			
200,000	977,323	434,993			1,906,470	7,476,350			
30,064,913	25,830,451	34,543,831			98,948,189	330,434,504			

UTAH STATE OFFICE OF EDUCATION
F4 Statewide Balance Sheet
 1994-95

NON K-12 PROGRAMS FUND 23

ASSETS										
	8110 Cash In Banks and On Hand	8120 Investments	8131 Local	8133 State	8134 Federal	8135 Due from Other Funds	8140 Inventories	8150 Prepaid Expenditures		
ALPINE	0	97,741	55,174	0	61,099	0	0	0		
BEAVER	20,531	80,472	450	0	0	0	0	0		
BOX ELDER	363,695	0	28,100	16,988	0	18,119	0	600		
CACHE	0	0	0	95,268	0	0	0	0		
CARBON	60,623	0	0	34,572	0	0	0	0		
DAGGETT	12,250	0	1,413	73,881	0	0	0	0		
DAVIS	54,638	0	52,813	0	43,694	0	0	0		
DUCHESNE	6,641	244,646	14,565	0	17,417	0	0	0		
EMERY	128,631	0	13,199	0	4,472	0	0	0		
GARFIELD	54,506	0	5,562	0	7,286	0	0	0		
GRAND	40,347	0	0	0	9,718	0	0	0		
GRANITE	284,952	0	43,188	0	709,026	0	0	0		
IRON	410,134	0	47,929	41,012	0	0	0	0		
JORDAN	4,557	0	15,721	0	599,975	0	0	0		
JUAB	33,493	0	668	1,621	0	0	0	0		
KANE	53,744	0	0	0	10,819	0	0	0		
MILLARD	0	0	0	0	20,155	0	0	0		
MORGAN	0	0	21,950	0	6,602	0	0	0		
NEBO	0	0	595,486	0	9,561	0	0	0		
NO. SANPETE	83,523	0	0	0	23,525	0	0	0		
NO. SUMMIT	(376)	0	0	0	0	0	0	0		
PARK CITY	145,329	0	1,992	1,491	8,610	0	0	0		
PIUTE	2,383	0	0	10,792	0	0	0	0		
RICH	20,270	0	542	0	3,312	0	0	0		
SAN JUAN	0	0	4,076	42,080	122,207	0	0	0		
SEVIER	118,307	0	0	0	22,584	0	0	0		
SO. SANPETE	53,991	0	0	0	0	0	0	0		
SO. SUMMIT	8,655	2,902	0	0	14,122	0	0	0		
TINTIC	117,439	0	0	0	6,182	0	0	0		
TOOELE	0	103,512	6,287	102,665	0	0	0	0		
UINTAH	0	0	1,123	0	0	0	0	0		
WASATCH	10,454	0	0	0	0	7,154	0	0		
WASHINGTON	0	0	20,014	0	0	0	0	0		
WAYNE	0	0	0	0	10,445	0	0	0		
WEBER	0	204,534	1,265	113,366	510,159	790,991	0	123,290		
SALT LAKE	0	0	219,270	0	31,195	0	0	0		
OGDEN	114,369	0	660	46,422	70,283	82,884	0	0		
PROVO	89,788	0	37,716	10,861	0	0	0	0		
LOGAN	130,671	0	0	0	16,103	204,723	0	0		
MURRAY	0	0	1,017	0	0	0	0	0		
TOTALS	2,423,545	733,807	1,190,181	591,019	2,338,551	1,103,871	0	131,667		



UTAH STATE OFFICE OF EDUCATION
F4 Statewide Balance Sheet
 1994-95

NON K-12 PROGRAMS FUND 23

ASSETS		8210 Land	8220 Buildings	8250 Equipment	8260 Accumulated Depreciation	8290 Other Fixed Assets	8420 Amt to be Provided for Debt Serv.	8430 Other Debits
ALPINE	8190 Other Current Assets	0	0	0	0	0	0	0
BEAVER		0	0	0	0	0	0	0
BOX ELDER		0	0	0	0	0	0	0
CACHE		0	0	0	0	0	0	0
CARBON		0	0	0	0	0	0	0
DAGGETT		0	0	0	0	0	0	0
DAVIS		0	0	0	0	0	0	0
DUCHESNE		0	0	0	0	0	0	0
EMERY		0	0	0	0	0	0	0
GARFIELD		0	0	0	0	0	0	0
GRAND		0	0	0	0	0	0	0
GRANITE		0	0	0	0	0	0	0
IRON		0	0	0	0	0	0	0
JORDAN		0	0	0	0	0	0	0
JUAB		0	0	0	0	0	0	0
KANE		0	0	0	0	0	0	0
MILLARD		0	0	0	0	0	0	0
MORGAN		0	0	0	0	0	0	0
NEBO		0	0	0	0	0	0	0
NO. SANPETE		0	0	0	0	0	0	0
NO. SUMMIT		0	0	0	0	0	0	0
PARK CITY		0	0	0	0	0	0	0
PIUTE		0	0	0	0	0	0	0
RICH		0	0	0	0	0	0	0
SAN JUAN		0	0	0	0	0	0	0
SEVIER		0	0	0	0	0	0	0
SO. SANPETE		0	0	0	0	0	0	0
SO. SUMMIT		0	0	0	0	0	0	0
TINTIC		0	0	0	0	0	0	0
TOOELE		0	0	0	0	0	0	0
UINTAH		0	0	0	0	0	0	0
WASATCH		0	0	0	0	0	0	0
WASHINGTON		0	0	0	0	0	0	0
WAYNE		0	0	0	0	0	0	0
WEBER		0	0	0	0	0	0	0
SALT LAKE		0	0	0	0	0	0	0
OGDEN		0	0	0	0	0	0	0
PROVO		0	0	0	0	0	0	0
LOGAN		0	0	0	0	0	0	0
MURRAY		0	0	0	0	0	0	0
TOTALS		0	0	0	0	0	0	0

BEST COPY AVAILABLE

F4 Statewide Balance Sheet
1994-95

NON K-12 PROGRAMS FUND 23

	ASSETS		LIABILITIES						
	TOTAL ASSETS	9505 Negative Cash Balance	9510 Accounts Payable	9530 Accrued Liabilities	9540 Accrued Salaries and Withholdings	9550 Due to Other Funds	9560 Deferred Revenue	9590 Other Current Liabilities	
ALPINE	214,014	0	8,331	0	0	0	193,261	0	
BEAVER	101,453	0	0	0	0	0	0	0	
BOX ELDER	427,502	0	22,833	0	41,299	0	160,474	0	
CACHE	95,268	21,627	23,533	0	0	7,078	0	0	
CARBON	95,195	0	12,648	8,676	3,915	0	0	0	
DAGGETT	13,663	0	0	0	1,863	0	0	0	
DAVIS	225,026	0	22,549	0	0	0	66,448	0	
DUCHESNE	283,269	0	30,252	0	0	0	0	0	
EMERY	146,302	0	0	0	0	0	0	0	
GARFIELD	67,354	0	1,910	0	0	0	0	0	
GRAND	50,065	0	4,451	2,812	9,373	0	4,179	0	
GRANITE	1,037,166	0	35,633	0	294,534	0	406,080	0	
IRON	499,075	0	10,542	0	24,304	0	0	0	
JORDAN	620,253	0	94,202	0	0	0	0	0	
JUAB	35,782	0	30	0	0	0	27,275	0	
KANE	64,563	0	102	0	0	0	0	0	
MILLARD	20,155	4,980	14,244	0	0	0	0	0	
MORGAN	28,552	506	96	0	0	0	5,740	0	
NEBO	612,824	479,794	0	0	0	0	133,030	0	
NO. SANPETE	107,048	0	31,766	0	0	0	0	0	
NO. SUMMIT	(376)	0	0	0	0	0	0	0	
PARK CITY	157,422	0	10,500	7,598	0	0	7,893	0	
PIUTE	13,175	0	0	0	0	0	0	0	
RICH	23,582	0	0	0	0	0	0	0	
SAN JUAN	164,829	0	106	0	0	133,196	38,439	0	
SEVIER	144,967	0	6,742	0	15,960	0	33,065	0	
SO. SANPETE	53,991	0	5,194	0	12,668	0	0	0	
SO. SUMMIT	25,679	0	5,447	5,662	0	0	0	0	
TINTIC	123,621	0	1,338	0	0	0	85,597	0	
TOOELE	109,799	0	0	0	70,624	0	28,829	0	
UINTAH	103,788	47,265	578	0	0	0	0	0	
WASATCH	17,608	0	0	0	0	0	1,169	0	
WASHINGTON	20,014	0	0	0	0	0	20,014	0	
WAYNE	10,445	0	481	0	0	11,394	0	0	
WEBER	205,799	0	7,047	0	0	0	0	0	
SALT LAKE	1,757,076	0	120,834	0	0	0	970,186	0	
OGDEN	146,225	0	7,375	259	0	0	0	0	
PROVO	327,093	0	31,747	0	0	0	118,538	0	
LOGAN	141,532	0	14,441	0	0	0	6,153	62,217	
MURRAY	221,843	0	5,534	0	15,085	0	131,112	0	
TOTALS	8,512,641	554,173	530,485	25,007	489,625	151,668	2,437,482	62,217	



UTAH STATE OFFICE OF EDUCATION
F4 Statewide Balance Sheet
 1994-95

NON K-12 PROGRAMS FUND 23

FUND EQUITY

	LIABILITIES		FUND EQUITY					9842 Reserved for Inventories
	9600 Long-Term Liabilities	TOTAL LIABILITIES	9810 Contributed Capital	9820 Investment in Gen Fixed Assets	9830 Retained Earnings	9840 Reserved - Other	9841 Reserved for Encumbrances	
ALPINE	0	201,592	0	0	0	0	0	0
BEAVER	0	0	0	0	0	0	0	0
BOX ELDER	0	224,606	0	0	0	0	0	0
CACHE	0	52,238	0	0	0	0	0	0
CARBON	0	25,239	0	0	0	0	0	0
DAGGETT	0	1,863	0	0	0	0	0	0
DAVIS	0	88,997	0	0	0	0	15	0
DUCHESNE	0	30,252	0	0	0	0	0	0
EMERY	0	0	0	0	0	0	0	0
GARFIELD	0	1,910	0	0	0	0	0	0
GRAND	0	20,815	0	0	0	0	0	0
GRANITE	0	736,247	0	0	0	0	20,501	0
IRON	0	34,846	0	0	0	0	48,514	0
JORDAN	0	94,202	0	0	0	0	44,679	0
JUAB	0	27,305	0	0	0	0	0	0
KANE	0	102	0	0	0	0	0	0
MILLARD	0	19,224	0	0	0	0	0	0
MORGAN	0	6,343	0	0	0	0	0	0
NEBO	0	612,824	0	0	0	0	0	0
NO. SANPETE	0	31,766	0	0	0	0	0	0
NO. SUMMIT	0	0	0	0	0	0	100	0
PARK CITY	0	25,991	0	0	0	0	0	0
PIUTE	0	0	0	0	0	0	0	0
RICH	0	0	0	0	0	0	0	0
SAN JUAN	0	171,741	0	0	0	0	0	0
SEVIER	0	55,767	0	0	0	0	0	0
SO. SANPETE	0	17,862	0	0	0	0	0	0
SO. SUMMIT	0	11,109	0	0	0	0	0	0
TINTIC	0	86,935	0	0	0	0	0	0
TOOELE	0	99,453	0	0	0	0	0	0
UINTAH	0	47,843	0	0	0	0	0	0
WASATCH	0	1,169	0	0	0	0	0	0
WASHINGTON	0	20,014	0	0	0	0	0	0
WAYNE	0	11,875	0	0	0	0	0	0
WEBER	0	7,047	0	0	0	0	0	0
SALT LAKE	0	1,091,020	0	0	0	123,290	23,678	0
OGDEN	0	7,634	0	0	0	0	6,369	0
PROVO	0	150,285	0	0	0	0	0	0
LOGAN	0	82,811	0	0	0	0	0	0
MURRAY	0	151,731	0	0	0	0	43	0
TOTALS	0	4,250,658	0	0	0	123,290	143,899	0

BEST COPY AVAILABLE



NON K-12 PROGRAMS FUND 23

FUND EQUITY		9851-8	9859	TOTAL FUND EQUITY	TOTAL LIABILITIES & FUND EQUITY
9843 Undistributed Reserve	Designations of Fund Balance	Unappropriated Fund Balance			
0	0	12,722	12,722	214,014	
0	0	101,453	101,453	101,453	
0	0	202,896	202,896	427,502	
45,434	(2,405)	(0)	43,030	95,268	
0	0	69,956	69,956	95,195	
0	0	11,800	11,800	13,663	
0	136,029	(0)	136,029	225,026	
(0)	36,482	216,520	253,017	283,269	
0	0	146,302	146,302	146,302	
0	0	65,444	65,444	67,354	
0	0	29,250	29,250	50,065	
0	0	280,418	300,919	1,037,166	
0	344,322	71,393	464,229	499,075	
0	156,897	324,475	526,051	620,253	
0	8,477	(0)	8,477	35,782	
0	0	64,461	64,461	64,563	
0	0	931	931	20,155	
0	22,210	(0)	22,210	28,552	
0	0	0	0	612,824	
0	75,282	0	75,282	107,048	
0	0	(376)	(376)	(376)	
0	0	131,331	131,431	157,422	
0	0	13,175	13,175	13,175	
0	0	976	23,582	23,582	
0	22,606	(6,912)	(6,912)	164,829	
0	0	89,200	89,200	144,967	
0	0	36,129	36,129	53,991	
0	14,570	0	14,570	25,679	
0	16,931	19,755	36,686	123,621	
0	10,346	0	10,346	109,799	
0	55,945	(0)	55,945	103,788	
0	0	16,439	16,439	17,608	
0	0	0	0	20,014	
0	0	(1,430)	(1,430)	10,445	
0	0	198,752	198,752	205,799	
0	0	519,088	666,056	1,757,076	
0	83,846	48,376	138,591	146,225	
(0)	37,761	139,047	176,808	327,093	
0	0	58,721	58,721	141,532	
0	70,069	0	70,112	221,843	
45,434	1,089,368	2,859,993	4,261,984	8,512,641	

171



UTAH STATE OFFICE OF EDUCATION
F4 Statewide Balance Sheet
 1994-95

DEBT SERVICE FUND 31

	ASSETS						8135 Due from Other Funds	8140 Inventories	8150 Prepaid Expenditures
	8110 Cash in Banks and On Hand	8120 Investments	8131 Local	8133 State	8134 Federal				
ALPINE	0	2,291,118	459,846	0	0	0	0	0	
BEAVER	0	251,416	9,455	0	0	0	0	0	
BOX ELDER	1,291,867	0	0	0	0	0	0	0	
CACHE	0	279,124	54,679	0	0	0	0	0	
CARBON	150,979	0	0	0	0	0	0	0	
DAGGETT	0	161,119	8,361	0	0	0	0	0	
DAVIS	0	0	796,444	0	0	0	0	0	
DUCHESNE	0	0	0	0	0	0	0	0	
EMERY	0	0	0	0	0	0	0	0	
GARFIELD	121,364	0	111,843	0	0	0	0	0	
GRAND	0	0	0	0	0	0	0	0	
GRANITE	1,756,341	0	440,317	0	0	0	0	0	
IRON	0	0	70,692	0	0	0	0	0	
JORDAN	686,961	0	201,770	0	0	0	0	0	
JUAB	37,628	0	12,160	0	0	0	0	0	
KANE	11,553	0	26,812	0	0	0	0	0	
MILLARD	1,141,380	0	0	0	0	0	0	0	
MORGAN	43,725	0	0	0	0	0	0	0	
NEBO	602,883	0	17,192	0	0	0	0	0	
NO. SANPETE	0	0	63,614	0	0	0	0	0	
NO. SUMMIT	0	0	0	0	0	0	0	0	
PARK CITY	295,629	0	30,319	0	0	0	0	0	
PIUTE	16,493	0	0	0	0	0	0	0	
RICH	25,335	0	0	0	0	0	0	0	
SAN JUAN	0	0	3,556	0	0	38,080	0	0	
SEVIER	171,107	0	92,951	0	0	0	0	0	
SO. SANPETE	120,713	0	41,272	0	0	0	0	0	
SO. SUMMIT	0	115,376	0	0	0	0	0	0	
TINTIC	0	0	0	0	0	0	0	0	
TOOELE	0	178,556	34,533	0	0	0	0	0	
UINTAH	164,061	0	0	0	0	0	0	0	
WASATCH	264,467	961	0	0	0	25,640	0	0	
WASHINGTON	384,440	0	0	0	0	0	0	0	
WAYNE	109,721	0	0	0	0	0	0	0	
WEBER	0	411,519	0	0	0	0	0	0	
SALT LAKE	0	0	0	0	0	0	0	0	
OGDEN	48,120	0	0	0	0	0	0	0	
PROVO	860,191	0	241,474	0	0	0	0	44,039	
LOGAN	567,058	0	0	0	0	0	0	0	
MURRAY	0	0	0	0	0	0	0	0	
TOTALS	8,872,016	3,689,189	2,717,290	0	0	63,720	0	44,039	

172

BEST COPY AVAILABLE



UTAH STATE OFFICE OF EDUCATION
 F4 Statewide Balance Sheet
 1994-95

DEBT SERVICE FUND 31

	ASSETS					8420 Amt to be Provided for Debt Serv.	8430 Other Debits
	8190 Other Current Assets	8210 Land	8220 Buildings	8250 Equipment	8260 Accumulated Depreciation		
ALPINE	0	0	0	0	0	0	0
BEAVER	0	0	0	0	0	0	0
BOX ELDER	0	0	0	0	0	0	0
CACHE	0	0	0	0	0	0	0
CARBON	0	0	0	0	0	0	0
DAGGETT	0	0	0	0	0	0	0
DAVIS	0	0	0	0	0	0	0
DUCHESNE	0	0	0	0	0	0	0
EMERY	0	0	0	0	0	0	0
GARFIELD	0	0	0	0	0	0	0
GRAND	0	0	0	0	0	0	0
GRANITE	0	0	0	0	0	0	0
IRON	0	0	0	0	0	0	0
JORDAN	0	0	0	0	0	0	0
JUAB	0	0	0	0	0	0	0
KANE	0	0	0	0	0	0	0
MILLARD	0	0	0	0	0	0	0
MORGAN	0	0	0	0	0	0	0
NEBO	0	0	0	0	0	0	0
NO. SANPETE	0	0	0	0	0	0	0
NO. SUMMIT	0	0	0	0	0	0	0
PARK CITY	0	0	0	0	0	0	0
PIUTE	0	0	0	0	0	0	0
RICH	0	0	0	0	0	0	0
SAN JUAN	0	0	0	0	0	0	0
SEVIER	0	0	0	0	0	0	0
SO. SANPETE	0	0	0	0	0	0	0
SO. SUMMIT	0	0	0	0	0	0	0
TINTIC	0	0	0	0	0	0	0
TOOELE	0	0	0	0	0	0	0
UINTAH	0	0	0	0	0	0	0
WASATCH	0	0	0	0	0	0	0
WASHINGTON	0	0	0	0	0	0	0
WAYNE	0	0	0	0	0	0	0
WEBER	0	0	0	0	0	0	0
SALT LAKE	0	0	0	0	0	0	0
OGDEN	0	0	0	0	0	0	0
PROVO	0	0	0	0	0	0	0
LOGAN	0	0	0	0	0	0	0
MURRAY	0	0	0	0	0	0	0
TOTALS	0	0	0	0	0	0	0

175

BEST COPY AVAILABLE

174



UTAH STATE OFFICE OF EDUCATION
F4 Statewide Balance Sheet
 1994-95

DEBT SERVICE FUND 31

	LIABILITIES							
	TOTAL ASSETS	9505 Negative Cash Balance	9510 Accounts Payable	9530 Accrued Liabilities	9540 Accrued Salaries and Withholdings	9550 Due to Other Funds	9560 Deferred Revenue	9590 Other Current Liabilities
ALPINE	2,750,964	0	0	0	0	0	2,153,302	0
BEAVER	260,871	0	0	0	0	44,689	0	0
BOX ELDER	1,291,867	0	0	0	0	0	1,075,057	0
CACHE	333,803	0	0	0	0	0	0	0
CARBON	150,979	0	0	0	0	0	0	0
DAGGETT	169,480	0	0	0	0	0	0	0
DAVIS	796,444	0	0	0	796,444	0	0	0
DUCHESNE	0	0	0	0	0	0	0	0
EMERY	0	0	0	0	0	0	0	0
GARFIELD	233,207	0	0	0	0	0	0	0
GRAND	0	0	0	0	0	0	0	0
GRANITE	2,196,658	0	0	0	0	0	1,792,639	0
IRON	70,692	69,894	798	0	0	0	0	0
JORDAN	888,731	0	258	0	0	0	48,460	0
JUAB	49,788	0	0	0	0	0	0	0
KANE	38,365	0	0	0	0	0	0	0
MILLARD	1,141,380	0	15,000	0	0	0	42,161	0
MORGAN	43,725	0	0	0	0	0	27,216	0
NEBO	620,075	0	0	0	0	0	618,291	0
NEO	63,614	0	0	0	0	12,072	0	0
NO. SANPETE	0	0	0	0	0	0	0	0
NO. SUMMIT	0	0	0	0	0	0	0	0
PARK CITY	325,948	0	0	0	0	0	0	0
PIUTE	16,493	0	0	0	0	0	0	0
RICH	25,335	0	0	0	0	0	0	0
SAN JUAN	41,636	0	0	0	0	0	0	0
SEVIER	264,058	0	2,773	0	0	0	69,897	0
SO. SANPETE	161,985	0	30,267	0	0	0	0	0
SO. SUMMIT	115,376	0	0	0	0	0	0	0
TINTIC	0	0	0	0	0	0	0	0
TOOELE	213,089	0	0	0	0	0	148,217	0
UINTAH	164,061	0	3,894	0	0	0	0	0
WASATCH	291,068	0	0	0	0	0	0	0
WASHINGTON	384,440	0	0	0	0	0	0	0
WAYNE	109,721	0	0	0	0	0	0	0
WEBER	411,519	0	0	0	0	0	0	0
SALT LAKE	0	0	0	0	0	0	0	0
OGDEN	48,120	0	0	0	0	0	0	0
PROVO	1,145,704	0	8,100	0	0	0	786,539	0
LOGAN	567,058	0	0	0	0	0	0	214,076
MURRAY	0	0	0	0	0	0	0	0
TOTALS	15,386,254	69,894	61,090	0	0	853,205	6,761,779	214,076

BEST COPY AVAILABLE



UTAH STATE OFFICE OF EDUCATION
 F4 Statewide Balance Sheet
 1994-95

DEBT SERVICE FUND 31

	FUND EQUITY							
	9600 Long-Term Liabilities	TOTAL LIABILITIES	9810 Contributed Capital	9820 Investment in Gen Fixed Assets	9830 Retained Earnings	9840 Reserved - Other	9841 Reserved for Encumbrances	9842 Reserved for Inventories
ALPINE	0	2,153,302	0	0	0	0	0	0
BEAVER	0	44,589	0	0	0	0	0	0
BOX ELDER	0	1,075,057	0	0	0	0	0	0
CACHE	0	0	0	0	0	0	0	0
CARBON	0	0	0	0	0	0	0	0
DAGGETT	0	0	0	0	0	0	0	0
DAVIS	0	796,444	0	0	0	0	0	0
DUCHESNE	0	0	0	0	0	0	0	0
EMERY	0	0	0	0	0	0	0	0
GARFIELD	0	0	0	0	0	0	0	0
GRAND	0	0	0	0	0	0	0	0
GRANITE	0	1,792,639	0	0	0	0	0	0
IRON	0	70,692	0	0	0	0	0	0
JORDAN	0	0	0	0	0	0	0	0
JUAB	0	48,718	0	0	0	0	0	0
KANE	0	0	0	0	0	0	0	0
MILLARD	0	57,161	0	0	0	0	0	0
MORGAN	0	27,216	0	0	0	0	0	0
NEBO	0	618,291	0	0	0	0	0	0
NO. SANPETE	0	12,072	0	0	0	0	0	0
NO. SUMMIT	0	0	0	0	0	0	0	0
PARK CITY	0	0	0	0	0	0	0	0
PIUTE	0	0	0	0	0	0	0	0
RICH	0	0	0	0	0	0	0	0
SAN JUAN	0	0	0	0	0	0	0	0
SEVIER	0	72,670	0	0	0	0	0	0
SO. SANPETE	0	30,267	0	0	0	0	0	0
SO. SUMMIT	0	0	0	0	0	0	0	0
TINTIC	0	0	0	0	0	0	0	0
TOOELE	0	148,217	0	0	0	0	0	0
UINTAH	0	3,894	0	0	0	0	0	0
WASATCH	0	0	0	0	0	0	0	0
WASHINGTON	0	0	0	0	0	0	0	0
WAYNE	0	0	0	0	0	0	0	0
WEBER	0	0	0	0	0	0	0	0
SALT LAKE	0	0	0	0	0	0	0	0
OGDEN	0	794,639	0	0	0	0	0	0
PROVO	0	214,076	0	0	0	0	0	0
LOGAN	0	0	0	0	0	0	0	0
MURRAY	0	0	0	0	0	0	0	0
TOTALS	0	7,960,044	0	0	0	0	0	0



UTAH STATE OFFICE OF EDUCATION
F4 Statewide Balance Sheet
 1994-95

DEBT SERVICE FUND 31

FUND EQUITY		9859		TOTAL FUND		TOTAL LIABILITIES &	
9843 Undistributed Reserve	Designations of Fund Balance	Unappropriated Fund Balance	EQUITY	FUND EQUITY	FUND EQUITY		
0	0	597,562	597,562	2,750,964			
0	0	216,182	216,182	260,871			
0	216,810	0	216,810	1,291,867			
0	333,803	(0)	333,803	333,803			
0	0	150,979	150,979	150,979			
0	0	169,480	169,480	169,480			
0	0	0	0	796,444			
0	0	0	0	0			
0	0	0	0	0			
0	0	233,207	233,207	233,207			
0	0	0	0	0			
0	0	404,019	404,019	2,196,658			
0	0	0	0	70,692			
0	0	888,731	888,731	888,731			
0	0	1,070	1,070	49,788			
0	0	38,365	38,365	38,365			
0	0	1,084,219	1,084,219	1,141,380			
0	0	16,508	16,508	43,725			
0	0	1,784	1,784	620,075			
0	0	51,542	51,542	63,614			
0	0	(0)	(0)	(0)			
0	0	325,948	325,948	325,948			
0	0	16,493	16,493	16,493			
0	0	25,335	25,335	25,335			
0	0	41,636	41,636	41,636			
0	191,388	0	191,388	264,058			
0	0	131,718	131,718	161,985			
0	0	115,376	115,376	115,376			
0	0	0	0	0			
0	64,872	0	64,872	213,089			
0	0	160,167	160,167	164,061			
0	0	194,001	194,001	291,068			
97,067	0	384,440	384,440	384,440			
0	0	109,721	109,721	109,721			
0	0	411,519	411,519	411,519			
0	0	0	0	0			
0	0	48,120	48,120	48,120			
0	0	351,065	351,065	1,145,704			
0	0	352,982	352,982	567,058			
0	0	0	0	0			
97,067	806,873	6,522,270	7,426,210	15,386,254			

BEST COPY AVAILABLE



UTAH STATE OFFICE OF EDUCATION
 P4 Statewide Balance Sheet
 1994-95

CAPITAL PROJECTS FUND 32

ASSETS	8120 Investments	8131 Local	8133 State	8134 Federal	8135 Due from Other Funds	8140 Inventories	8150 Prepaid Expenditures
8110 Cash In Banks and On Hand	17,044	2,261,965	0	0	5,546	0	0
ALPINE	65,375,786	1,795	0	0	44,689	0	0
BEAVER	1,005,898	1,669	64,973	0	0	0	472
BOX ELDER	13,793,277	45,456	0	0	0	0	0
CACHE	1,514,810	0	67,477	0	0	0	0
CARBON	965,000	7,049	0	0	1,060,394	238,064	5,357
DAGGETT	14,830	267,915	0	0	0	0	0
DAVIS	9,946,494	203,901	108,100	0	0	0	0
DUCHESNE	654,292	0	57,405	13,158	0	0	0
EMERY	84,698	29,290	0	0	0	0	0
GARFIELD	289,428	0	559,885	16,198	0	0	0
GRAND	14,024	277,233	0	0	0	0	0
GRANITE	37,466	194,617	0	0	0	0	0
IRON	418,773	672,354	1,003,963	0	0	0	0
JORDAN	841,544	15,155	0	0	0	0	0
JUAB	180,918	379,191	0	0	0	0	0
KANE	1,449,272	16,948	0	0	0	0	61,339
MILLARD	3,031,664	0	0	0	0	0	0
MORGAN	189,075	2,800	0	47,880	0	421,849	0
NEBO	5,921,662	24,679	0	0	0	0	0
NEO	2,346,674	13,029	0	0	0	0	0
NO. SANPETE	2,346,674	0	0	0	0	0	50,000
NO. SUMMIT	(2,044,853)	41,940	0	0	0	0	0
PARK CITY	5,288,278	0	0	0	0	0	0
PIUTE	299,978	0	0	0	0	0	0
RICH	391,217	0	0	0	96,152	0	0
SAN JUAN	817,408	8,268	0	0	0	0	0
SEVIER	0	30,062	0	0	0	0	0
SO. SANPETE	0	30,228	0	0	0	0	0
SO. SUMMIT	12,759	233	27,175	0	0	0	0
TINTIC	0	2,713	11,468	0	0	0	0
TOOELE	0	55,934	0	0	0	0	0
UINTAH	409,567	227	0	0	16,897	0	791,274
WASATCH	0	652,061	36,031	0	0	0	0
WASHINGTON	0	0	0	0	0	0	0
WAYNE	172,310	17,434	0	0	0	0	11,873
WEBER	0	8,637,662	0	0	0	0	271,225
SALT LAKE	0	21,225,767	0	0	0	0	0
OGDEN	687,722	1,402,817	6,909	0	0	0	0
PROVO	9,301,736	370,389	0	0	0	0	0
LOGAN	1,674,515	27,958	0	0	0	0	0
MURRAY	0	6,692	0	0	0	0	0
TOTALS	44,175,506	3,361,590	4,205,351	77,236	1,223,678	659,913	1,191,540
	239,309,855						



UTAH STATE OFFICE OF EDUCATION
F4 Statewide Balance Sheet
 1994-95

CAPITAL PROJECTS FUND 32

ASSETS		8190 Other Current Assets	8210 Land	8220 Buildings	8250 Equipment	8260 Accumulated Depreciation	8290 Other Fixed Assets	8420 Amt to be Provided for Debt Serv.	8430 Other Debits
ALPINE		0	0	0	0	0	0	0	0
BEAVER		0	0	0	0	0	0	0	0
BOX ELDER		0	0	0	0	0	0	0	0
CACHE		0	0	0	0	0	0	0	0
CARBON		0	0	0	0	0	0	0	0
DAGGETT		0	0	0	0	0	0	0	0
DAVIS		0	0	0	0	0	0	0	0
DUCHESNE		0	0	0	0	0	0	0	0
EMERY		0	0	0	0	0	0	0	0
GARFIELD		0	0	0	0	0	0	0	0
GRAND		0	0	0	0	0	0	0	0
GRANITE		330,478	0	0	0	0	0	0	0
IRON		0	0	0	0	0	0	0	0
JORDAN		0	0	0	0	0	0	0	0
JUAB		0	0	0	0	0	0	0	0
KANE		0	0	0	0	0	0	0	0
MILLARD		0	0	0	0	0	0	0	0
MORGAN		0	0	0	0	0	0	0	0
NEBO		0	0	0	0	0	0	0	0
NO. SANPETE		0	0	0	0	0	0	0	0
NO. SUMMIT		0	0	0	0	0	0	0	0
PARK CITY		0	0	0	0	0	0	0	0
PIUTE		0	0	0	0	0	0	0	0
RICH		0	0	0	0	0	0	0	0
SAN JUAN		0	0	0	0	0	0	0	0
SEVIER		0	0	0	0	0	0	0	0
SO. SANPETE		0	0	0	0	0	0	0	0
SO. SUMMIT		0	0	0	0	0	0	0	0
TINTIC		0	0	0	0	0	0	0	0
TOOELE		0	0	0	0	0	0	0	0
UINTAH		0	0	0	0	0	0	0	0
WASATCH		0	0	0	0	0	0	0	0
WASHINGTON		0	0	0	0	0	0	0	0
WAYNE		0	0	0	0	0	0	0	0
WEBER		0	0	0	0	0	0	0	0
SALT LAKE		0	0	0	0	0	0	0	0
OGDEN		0	0	0	0	0	0	0	0
PROVO		0	0	0	0	0	0	0	0
LOGAN		0	0	0	0	0	0	0	0
MURRAY		0	0	0	0	0	0	0	0
TOTALS		330,478	0	0	0	0	0	0	0

185

184

BEST COPY AVAILABLE

UTAH STATE OFFICE OF EDUCATION
F4 Statewide Balance Sheet
 1994-95

CAPITAL PROJECTS FUND 32

	ASSETS		LIABILITIES					9590 Other Current Liabilities
	TOTAL ASSETS	9505 Negative Cash Balance	9510 Accounts Payable	9530 Accrued Liabilities	9540 Accrued Salaries and Withholdings	9550 Due to Other Funds	9560 Deferred Revenue	
ALPINE	67,660,341	0	4,232,082	89,641	0	0	74,645	0
BEAVER	1,271,575	0	0	0	0	0	598,290	0
BOX ELDER	15,305,361	0	2,115,332	0	21,582	0	0	0
CACHE	1,560,265	0	166,940	0	0	280,000	0	0
CARBON	1,172,266	0	122,457	27,326	0	0	0	0
DAGGETT	21,879	0	3,859	0	0	0	0	0
DAVIS	21,830,522	0	1,638,608	0	0	0	0	0
DUCHESNE	1,101,614	148,870	181	0	0	0	0	0
EMERY	192,798	0	23,162	0	0	0	0	0
GARFIELD	376,123	0	1,792	0	0	0	286,982	695
GRAND	587,286	0	8,670	0	9,820	0	2,059,088	330,478
GRANITE	21,280,423	0	956,635	105,175	1,063	2,400,000	0	0
IRON	20,523,476	0	1,368,399	0	1,404	0	0	0
JORDAN	47,517,861	0	8,553,102	0	0	0	60,393	0
JUAB	575,264	0	17,983	0	0	0	0	0
KANE	1,466,220	0	7,224	0	0	0	44,184	0
MILLARD	3,031,664	0	1,061,085	0	0	0	31,353	0
MORGAN	253,214	0	3,199	0	0	0	487,330	0
NEBO	19,959,250	0	520,409	0	0	0	0	0
NO SANPETE	2,359,703	0	312,146	0	0	0	0	0
NO SUMMIT	86,986	0	93,858	0	0	0	0	0
PARK CITY	6,380,794	0	0	0	0	0	0	0
PIUTE	299,978	0	0	0	0	0	0	0
RICH	391,217	0	0	0	0	0	0	0
SAN JUAN	104,420	0	170	0	0	0	16,295	0
SEVIER	847,470	0	594,542	0	0	0	0	0
SO SANPETE	608,112	0	28,911	0	0	0	0	0
SO SUMMIT	143,955	0	22,993	0	0	77,225	0	0
TINTIC	29,888	0	42,817	0	0	0	269,641	0
TOOELE	705,620	0	0	0	0	0	0	0
UINTAH	409,794	0	61,368	0	0	960	601,642	0
WASATCH	16,897	0	0	0	0	0	0	0
WASHINGTON	9,213,508	96,141	2,215,295	0	0	0	0	0
WAYNE	172,310	0	0	0	0	0	2,417,595	0
WEBER	8,666,969	0	632,063	0	0	0	0	0
SALT LAKE	21,761,482	0	5,312,147	0	0	0	0	0
OGDEN	2,152,567	0	309,430	0	0	0	941,247	0
PROVO	9,679,034	0	562,770	0	0	0	27,958	371,461
LOGAN	1,702,473	0	92,968	0	0	49,453	455,638	0
MURRAY	3,114,569	0	23,595	0	0	0	8,372,281	702,634
TOTALS	294,535,148	245,011	31,106,192	222,142	33,869	2,807,638	8,372,281	702,634



UTAH STATE OFFICE OF EDUCATION
F4 Statewide Balance Sheet
 1994-95

CAPITAL PROJECTS FUND 32

	FUND EQUITY							
	9600 Long-Term Liabilities	TOTAL LIABILITIES	9810 Contributed Capital	9820 Investment in Gen Fixed Assets	9830 Retained Earnings	9840 Reserved - Other	9841 Reserved for Encumbrances	9842 Reserved for Inventories
ALPINE	0	4,396,368	0	0	0	0	0	0
BEAVER	0	0	0	0	0	0	0	0
BOX ELDER	0	2,735,204	0	0	0	0	0	0
CACHE	0	166,940	0	0	0	0	0	0
CARBON	0	429,783	0	0	0	0	0	0
DAGGETT	0	3,859	0	0	0	0	0	0
DAVIS	0	1,638,608	0	0	0	0	5,174,857	0
DUCHESNE	0	149,051	0	0	0	0	220,635	238,064
EMERY	0	23,162	0	0	0	0	0	0
GARFIELD	0	1,792	0	0	0	0	0	0
GRAND	0	306,167	0	0	0	0	0	0
GRANITE	0	5,852,439	0	0	0	0	411,370	0
IRON	0	1,369,803	0	0	0	0	941,741	0
JORDAN	0	8,553,102	0	0	0	26,078,608	1,814,653	0
JUAB	0	78,376	0	0	0	0	0	0
KANE	0	7,224	0	0	0	0	28,571	0
MILLARD	0	1,105,269	0	0	0	0	0	0
MORGAN	0	34,552	0	0	0	0	0	0
NEBO	0	1,007,739	0	0	0	0	0	0
NEO. SANPETE	0	312,146	0	0	0	0	0	0
NO. SUMMIT	0	0	0	0	0	911,744	19,494	0
PARK CITY	0	93,858	0	0	0	0	0	0
PIUTE	0	0	0	0	0	0	0	0
RICH	0	0	0	0	0	0	0	0
SAN JUAN	0	170	0	0	0	0	0	0
SEVIER	0	610,837	0	0	0	0	0	0
SO. SANPETE	0	28,911	0	0	0	0	0	0
SO. SUMMIT	0	22,993	0	0	0	0	0	0
TINTIC	0	120,042	0	0	0	0	0	0
TOOELE	0	269,641	0	0	0	0	0	0
UINTAH	0	61,368	0	0	0	0	0	0
WASATCH	0	960	0	0	0	0	0	0
WASHINGTON	0	2,913,078	0	0	0	0	0	0
WAYNE	0	0	0	0	0	0	0	0
WEBER	0	632,063	0	0	0	0	582,157	0
SALT LAKE	0	7,729,742	0	0	0	271,225	15,981,905	0
OGDEN	0	309,430	0	0	0	0	593,385	0
PROVO	0	1,504,017	0	0	0	0	0	0
LOGAN	0	492,387	0	0	0	0	0	0
MURRAY	0	528,686	0	0	0	0	301,385	0
TOTALS	0	43,489,767	0	0	0	27,261,577	26,070,153	238,064



F4 Statewide Balance Sheet
1994-95

CAPITAL PROJECTS FUND 32

	FUND EQUITY		9851-8		9859		TOTAL FUND EQUITY	TOTAL LIABILITIES & FUND EQUITY
	9843 Undistributed Reserve	Designations of Fund Balance	Designations of Fund Balance	Unappropriated Fund Balance	TOTAL FUND EQUITY			
ALPINE	466,425	48,078,977	14,718,571	83,263,973	67,660,341			
BEAVER	0	0	1,271,575	1,271,575	1,271,575			
BOX ELDER	0	11,019,640	1,550,517	12,570,157	15,305,361			
CACHE	0	1,393,326	(0)	1,393,325	1,560,265			
CARBON	0	0	742,483	742,483	1,172,266			
DAGGETT	0	0	18,020	18,020	21,879			
DAVIS	0	14,585,092	431,965	20,191,914	21,830,522			
DUCHESNE	(1)	0	493,865	952,563	1,101,614			
EMERY	0	0	169,636	169,636	192,798			
GARFIELD	0	0	374,331	374,331	376,123			
GRAND	0	0	281,119	281,119	587,286			
GRANITE	1	5,789,965	7,299,738	15,427,984	21,280,423			
IRON	1	18,032,983	178,948	19,153,673	20,523,476			
JORDAN	0	0	11,071,498	38,964,759	47,517,861			
JUAB	0	0	496,888	496,888	575,264			
KANE	0	0	1,458,996	1,466,220	1,466,220			
MILLARD	0	0	1,897,824	1,926,395	3,031,664			
MORGAN	0	0	218,662	218,662	253,214			
NEBO	0	0	18,951,511	18,951,511	19,989,250			
NO. SANPETE	0	254,403	1,793,154	2,047,557	2,359,703			
NO. SUMMIT	0	0	86,986	86,986	86,986			
PARK CITY	0	5,156,000	199,698	6,286,936	6,380,794			
PIUTE	0	0	299,978	299,978	299,978			
RICH	0	201,709	189,508	391,217	391,217			
SAN JUAN	0	70,729	33,521	104,250	104,420			
SEVIER	0	231,353	5,280	236,633	847,470			
SO. SANPETE	0	0	579,201	579,201	608,112			
SO. SUMMIT	0	0	120,962	120,962	143,955			
TINTIC	0	0	(90,154)	(90,154)	29,888			
TOOELE	0	435,979	0	435,979	705,620			
UINTAH	0	0	348,426	348,426	409,794			
WASATCH	250,220	0	(234,283)	15,937	16,897			
WASHINGTON	0	6,800,810	(500,380)	6,300,430	9,213,508			
WAYNE	0	0	172,310	172,310	172,310			
WEBER	(0)	1,228,155	6,224,594	8,034,906	8,666,969			
SALT LAKE	0	0	(2,221,390)	14,031,740	21,761,482			
OGDEN	(0)	(0)	1,249,752	1,843,136	2,152,567			
PROVO	0	290,000	7,885,017	8,175,017	9,679,034			
LOGAN	0	0	1,210,086	1,210,086	1,702,473			
MURRAY	0	0	2,284,498	2,585,883	3,114,569			
TOTALS	2,643,555	113,569,120	81,262,911	251,045,380	294,535,148			

BEST COPY AVAILABLE



UTAH STATE OFFICE OF EDUCATION
 F4 Statewide Balance Sheet
 1994-95

BUILDING RESERVE FUND 40

ASSETS	8120 Investments	8131 Local	8133 State	8134 Federal	8135 Due from Other Funds	8140 Inventories	8150 Prepaid Expenditures
ALPINE	0	0	0	0	0	0	0
BEAVER	0	0	0	0	0	0	0
BOX ELDER	0	0	0	0	0	0	0
CACHE	0	0	0	0	0	0	0
CARBON	0	0	0	0	0	0	0
DAGGETT	0	0	0	0	0	0	0
DAVIS	0	0	0	0	0	0	0
DUCHESNE	0	0	0	0	0	0	0
EMERY	0	0	0	0	0	0	0
GARFIELD	0	0	0	0	0	0	0
GRAND	432,208	0	0	0	0	0	0
GRANITE	0	0	0	0	0	0	0
IRON	0	0	0	0	0	0	0
JORDAN	0	0	0	0	0	0	0
JUAB	0	0	0	0	0	0	0
KANE	0	0	0	0	0	0	0
MILLARD	0	0	0	0	0	0	0
MORGAN	0	0	0	0	0	0	0
NEBO	0	0	0	0	0	0	0
NO. SANPETE	0	0	0	0	0	0	0
NO. SUMMIT	208,328	0	0	0	0	0	0
PARK CITY	0	0	0	0	0	0	0
PIUTE	0	0	0	0	0	0	0
RICH	500,903	0	0	0	0	0	0
SAN JUAN	0	0	0	0	0	0	0
SEVIER	0	0	0	0	0	0	0
SO. SANPETE	0	0	0	0	0	0	0
SO. SUMMIT	3,350,824	0	0	0	0	0	0
TINTIC	0	0	0	0	0	0	0
TOOELE	0	0	0	0	0	0	0
UINTAH	0	0	0	0	0	0	0
WASATCH	0	0	0	0	0	0	0
WASHINGTON	0	0	0	0	0	0	0
WAYNE	0	0	0	0	0	0	0
WEBER	0	0	0	0	0	0	0
SALT LAKE	1,300,013	272,001	0	0	0	0	0
OGDEN	0	0	0	0	0	0	0
PROVO	0	0	0	0	0	0	0
LOGAN	0	0	0	0	0	0	0
MURRAY	0	0	0	0	0	0	0
TOTALS	716,931	4,859,165	272,001	0	0	0	0

192

195

BEST COPY AVAILABLE

UTAH STATE OFFICE OF EDUCATION
 F4 Statewide Balance Sheet
 1994-95

BUILDING RESERVE FUND 40

ASSETS		8210 Land	8220 Buildings	8250 Equipment	8260 Accumulated Depreciation	8290 Other Fixed Assets	8420 Amt to be Provided for Debt Serv.	8430 Other Debits
ALPINE	8190 Other Current Assets	0	0	0	0	0	0	0
BEAVER		0	0	0	0	0	0	0
BOX ELDER		0	0	0	0	0	0	0
CACHE		0	0	0	0	0	0	0
CARBON		0	0	0	0	0	0	0
DAGGETT		0	0	0	0	0	0	0
DAVIS		0	0	0	0	0	0	0
DUCHESNE		0	0	0	0	0	0	0
EMERY		0	0	0	0	0	0	0
GARFIELD		0	0	0	0	0	0	0
GRAND		0	0	0	0	0	0	0
GRANITE		0	0	0	0	0	0	0
IRON		0	0	0	0	0	0	0
JORDAN		0	0	0	0	0	0	0
JUAB		0	0	0	0	0	0	0
KANE		0	0	0	0	0	0	0
MILLARD		0	0	0	0	0	0	0
MORGAN		0	0	0	0	0	0	0
NEBO		0	0	0	0	0	0	0
NO. SANPETE		0	0	0	0	0	0	0
NO. SUMMIT		0	0	0	0	0	0	0
PARK CITY		0	0	0	0	0	0	0
PIUTE		0	0	0	0	0	0	0
RICH		0	0	0	0	0	0	0
SAN JUAN		0	0	0	0	0	0	0
SEVIER		0	0	0	0	0	0	0
SO. SANPETE		0	0	0	0	0	0	0
SO. SUMMIT		0	0	0	0	0	0	0
TINTIC		0	0	0	0	0	0	0
TOOELE		0	0	0	0	0	0	0
UINTAH		0	0	0	0	0	0	0
WASATCH		0	0	0	0	0	0	0
WASHINGTON		0	0	0	0	0	0	0
WAYNE		0	0	0	0	0	0	0
WEBER		0	0	0	0	0	0	0
SALT LAKE		0	0	0	0	0	0	0
OGDEN		0	0	0	0	0	0	0
PROVO		0	0	0	0	0	0	0
LOGAN		0	0	0	0	0	0	0
MURRAY		0	0	0	0	0	0	0
TOTALS		0	0	0	0	0	0	0



UTAH STATE OFFICE OF EDUCATION
F4 Statewide Balance Sheet
1994-95

BUILDING RESERVE FUND 40

ASSETS	LIABILITIES						
	9505 Negative Cash Balance	9510 Accounts Payable	9530 Accrued Liabilities	9540 Accrued Salaries and Withholdings	9550 Due to Other Funds	9560 Deferred Revenue	9590 Other Current Liabilities
ALPINE	0	0	0	0	0	0	0
BEAVER	0	0	0	0	0	0	0
BOX ELDER	0	0	0	0	0	0	0
CACHE	0	0	0	0	0	0	0
CARBON	0	0	0	0	0	0	0
DAGGETT	0	0	0	0	0	0	0
DAVIS	0	0	0	0	0	0	0
DUCHESNE	0	0	0	0	0	0	0
EMERY	0	0	0	0	0	0	0
GARFIELD	0	0	0	0	0	0	0
GRAND	432,208	0	0	0	0	0	0
GRANITE	0	0	0	0	0	0	0
IRON	0	0	0	0	0	0	0
JORDAN	0	0	0	0	0	0	0
JUAB	0	0	0	0	0	0	0
KANE	0	0	0	0	0	0	0
MILLARD	0	0	0	0	0	0	0
MORGAN	0	0	0	0	0	0	0
NEBO	0	0	0	0	0	0	0
NO. SANPETE	0	0	0	0	0	0	0
NO. SUMMIT	(7,852)	0	0	0	0	0	0
PARK CITY	0	0	0	0	0	0	0
PIUTE	0	0	0	0	0	0	0
RICH	500,903	0	0	0	0	0	0
SAN JUAN	0	0	0	0	0	0	0
SEVIER	0	0	0	0	0	0	0
SO. SANPETE	0	0	0	0	0	0	0
SO. SUMMIT	3,350,824	0	0	0	0	0	0
TINTIC	0	0	0	0	0	0	0
TOOELE	0	0	0	0	0	0	0
UINTAH	0	0	0	0	0	0	0
WASATCH	0	0	0	0	0	0	0
WASHINGTON	0	0	0	0	0	0	0
WAYNE	0	0	0	0	0	0	0
WEBER	0	0	0	0	0	0	0
SALT LAKE	1,572,014	95	0	0	0	1,571,719	0
OGDEN	0	0	0	0	0	0	0
PROVO	0	0	0	0	0	0	0
LOGAN	0	0	0	0	0	0	0
MURRAY	0	0	0	0	0	0	0
TOTALS	5,848,097	95	0	0	0	1,571,719	0

BEST COPY AVAILABLE

UTAH STATE OFFICE OF EDUCATION
F4 Statewide Balance Sheet
 1994-95

BUILDING RESERVE FUND 40

FUND EQUITY

	9600 Long-Term Liabilities	TOTAL LIABILITIES	9810 Contributed Capital	9820 Investment in Gen Fixed Assets	9830 Retained Earnings	9840 Reserved - Other	9841 Reserved for Encumbrances	9842 Reserved for Inventories
ALPINE	0	0	0	0	0	0	0	0
BEAVER	0	0	0	0	0	0	0	0
BOX ELDER	0	0	0	0	0	0	0	0
CACHE	0	0	0	0	0	0	0	0
CARBON	0	0	0	0	0	0	0	0
DAGGETT	0	0	0	0	0	0	0	0
DAVIS	0	0	0	0	0	0	0	0
DUCHESNE	0	0	0	0	0	0	0	0
EMERY	0	0	0	0	0	0	0	0
GARFIELD	0	0	0	0	0	0	0	0
GRAND	0	0	0	0	0	0	0	0
GRANITE	0	0	0	0	0	0	0	0
IRON	0	0	0	0	0	0	0	0
JORDAN	0	0	0	0	0	0	0	0
JUAB	0	0	0	0	0	0	0	0
KANE	0	0	0	0	0	0	0	0
MILLARD	0	0	0	0	0	0	0	0
MORGAN	0	0	0	0	0	0	0	0
NEBO	0	0	0	0	0	0	0	0
NO. SANPETE	0	0	0	0	0	0	0	0
NO. SUMMIT	0	0	0	0	0	0	0	0
PARK CITY	0	0	0	0	0	0	0	0
PIUTE	0	0	0	0	0	0	0	0
RICH	0	0	0	0	0	0	0	0
SAN JUAN	0	0	0	0	0	0	0	0
SEVIER	0	0	0	0	0	0	0	0
SO. SANPETE	0	0	0	0	0	0	0	0
SO. SUMMIT	0	0	0	0	0	0	0	0
TINTIC	0	0	0	0	0	0	0	0
TOOELE	0	0	0	0	0	0	0	0
UINTAH	0	0	0	0	0	0	0	0
WASATCH	0	0	0	0	0	0	0	0
WASHINGTON	0	0	0	0	0	0	0	0
WAYNE	0	0	0	0	0	0	0	0
WEBER	0	1,571,814	0	0	0	0	200	0
SALT LAKE	0	0	0	0	0	0	0	0
OGDEN	0	0	0	0	0	0	0	0
PROVO	0	0	0	0	0	0	0	0
LOGAN	0	0	0	0	0	0	0	0
MURRAY	0	0	0	0	0	0	0	0
TOTALS	0	1,571,814	0	0	0	0	200	0



UTAH STATE OFFICE OF EDUCATION
F4 Statewide Balance Sheet
 1994-95

BUILDING RESERVE FUND 40

FUND EQUITY		BUILDING RESERVE FUND 40			
	9843 Undistributed Reserve	9851-8 Designations of Fund Balance	9859 Unappropriated Fund Balance	TOTAL FUND EQUITY	TOTAL LIABILITIES & FUND EQUITY
ALPINE	0	0	0	0	0
BEAVER	0	0	0	0	0
BOX ELDER	0	0	0	0	0
CACHE	0	0	0	0	0
CARBON	0	0	0	0	0
DAGGETT	0	0	0	0	0
DAVIS	0	0	0	0	0
DUCHESNE	0	0	0	0	0
EMERY	0	0	0	0	0
GARFIELD	0	0	432,208	432,208	432,208
GRAND	0	0	0	0	0
GRANITE	0	0	0	0	0
IRON	0	0	0	0	0
JORDAN	0	0	0	0	0
JUAB	0	0	0	0	0
KANE	0	0	0	0	0
MILLARD	0	0	0	0	0
MORGAN	0	0	0	0	0
ONEBO	0	0	0	0	0
NO. SANPETE	0	72,475	(80,327)	(7,852)	(7,852)
NO. SUMMIT	0	0	0	0	0
PARK CITY	0	0	0	0	0
PIUTE	0	0	500,903	500,903	500,903
RICH	0	0	0	0	0
SAN JUAN	0	0	0	0	0
SEVIER	0	0	0	0	0
SO. SANPETE	0	0	0	0	0
SO. SUMMIT	3,350,824	0	0	3,350,824	3,350,824
TINTIC	0	0	0	0	0
TOOELE	0	0	0	0	0
UINTAH	0	0	0	0	0
WASATCH	0	0	0	0	0
WASHINGTON	0	0	0	0	0
WAYNE	0	0	0	0	0
WEBER	0	0	0	0	0
SALT LAKE	0	0	0	200	1,572,014
OGDEN	0	0	0	0	0
PROVO	0	0	0	0	0
LOGAN	0	0	0	0	0
MURRAY	0	0	0	0	0
TOTALS	3,350,824	72,475	852,784	4,276,283	5,848,097

UTAH STATE OFFICE OF EDUCATION
F4 Statewide Balance Sheet
 1994-95

FOOD SERVICES FUND 51

ASSETS	FOOD SERVICES FUND 51							
	8110 Cash in Banks and On Hand	8120 Investments	8131 Local	8133 State	8134 Federal	8135 Due from Other Funds	8140 Inventories	8150 Prepaid Expenditures
ALPINE	9,155	2,119,837	0	55,650	37,492	0	340,078	0
BEAVER	19,521	0	0	2,399	0	0	0	0
BOX ELDER	444,084	0	386	24,493	6,519	0	64,144	324
CACHE	0	0	0	69,264	46,917	0	156,817	0
CARBON	53,475	0	0	35,241	0	105,000	137,026	0
DAGGETT	0	0	3,092	472	0	0	2,349	0
DAVIS	0	110,810	0	288,696	175,438	0	586,612	0
DUCHESNE	0	0	0	9,816	0	0	110,693	0
EMERY	0	0	0	2,295	18,576	0	59,580	0
GARFIELD	16,815	0	0	0	8,173	0	3,214	0
GRAND	65,516	0	0	0	0	0	9,863	0
GRANITE	63,575	0	511,938	677,071	0	397	995,782	0
IRON	0	0	14,950	10,701	0	0	72,306	0
JORDAN	0	0	513	368,448	140,132	0	479,413	0
JUAB	47,048	0	0	8,470	38,414	0	12,236	0
KANE	47,793	0	0	0	0	0	4,672	0
MILLARD	37,416	0	112	11,456	0	0	98,565	5,837
MORGAN	0	0	0	12,221	4,846	0	30,824	0
NEBO	0	0	0	33,922	34,529	0	595,908	0
NO SANPETE	17,381	0	4,356	5,472	5,660	0	5,977	0
NO SUMMIT	(13,314)	0	0	2,783	10,872	0	8,565	0
PARK CITY	148,293	0	4,431	3,409	3,418	0	24,053	0
PIUTE	16,347	0	0	1,194	0	0	3,100	0
RICH	13,815	0	1,355	1,636	0	0	6,513	0
SAN JUAN	1,194	0	9,053	8,105	18,127	0	112,476	0
SEVIER	0	0	0	25,023	42,887	0	16,818	0
SO SANPETE	0	0	0	0	118,889	0	0	0
SO SUMMIT	11,258	0	0	1,883	822	0	0	4,044
TINTIC	3,040	0	0	513	0	0	109,032	0
TOOELE	6,391	20,721	0	38,690	0	0	157,668	0
UINTAH	0	0	38	0	0	0	22,860	0
WASATCH	18,454	0	0	0	0	11,466	93,740	0
WASHINGTON	110,408	0	44,784	134,608	0	0	5,865	0
WAYNE	197	0	0	1,615	0	0	411,392	42,588
WEBER	0	1,621,550	3,106	49,006	28,463	0	364,557	90,551
SALT LAKE	3,240	0	11,300	123,250	179,471	658,328	0	0
OGDEN	0	499,965	2,558	29,067	147,282	0	240,831	0
PROVO	331,443	0	326	3,670	48,662	468	76,954	0
LOGAN	173,303	0	0	31,310	0	0	87,816	0
MURRAY	1,482	143,147	4,857	8,898	27,690	0	0	0
TOTALS	1,647,330	4,516,030	617,155	2,080,747	1,143,279	775,659	5,508,299	143,344



UTAH STATE OFFICE OF EDUCATION
F4 Statewide Balance Sheet
 1994-95

FOOD SERVICES FUND 51

ASSETS		8210 Land	8220 Buildings	8250 Equipment	8260 Accumulated Depreciation	8290 Other Fixed Assets	8420 Amt to be Provided for Debt Serv.	8430 Other Debits
ALPINE	8190 Other Current Assets	0	0	0	0	0	0	0
BEAVER		0	0	0	0	0	0	0
BOX ELDER		0	0	0	0	0	0	0
CACHE		0	0	548,089	0	0	0	0
CARBON		0	0	0	0	0	0	0
DAGGETT		0	0	0	0	0	0	0
DAVIS		0	0	3,108,710	(1,697,276)	0	0	0
DUCHESNE		0	0	82,812	(8,118)	0	0	0
EMERY		0	0	0	0	0	0	0
GARFIELD		0	0	0	0	0	0	0
GRAND		0	0	0	0	0	0	0
GRANITE		0	0	0	0	0	0	0
IRON		0	0	121,516	0	0	0	0
JORDAN		588,698	0	0	0	0	0	0
JUAB		0	0	0	0	0	0	0
KANE		0	0	0	0	0	0	0
MILLARD		0	0	260,582	0	0	0	0
MORGAN		0	0	0	0	0	0	0
NEBO		0	0	794,761	(582,056)	0	0	0
NO. SANPETE		0	0	0	0	0	0	0
NO. SUMMIT		0	0	0	0	0	0	0
PARK CITY		0	0	0	0	0	0	0
PIUTE		0	0	0	0	0	0	0
RICH		0	0	0	0	0	0	0
SAN JUAN		0	0	0	0	0	0	0
SEVIER		0	0	0	0	0	0	0
SO. SANPETE		0	0	0	0	0	0	0
SO. SUMMIT		0	0	0	0	0	0	0
TINTIC		0	0	0	0	0	0	0
TOOELE		0	0	43,264	0	0	0	0
UINTAH		0	0	0	0	0	0	0
WASATCH		0	0	0	0	0	0	0
WASHINGTON		0	0	0	0	0	0	0
WAYNE		0	0	0	0	0	0	0
WEBER		0	0	3,805,145	(2,860,329)	0	0	0
SALT LAKE		0	0	0	0	0	0	0
OGDEN		0	0	0	0	0	0	0
PROVO		0	0	0	0	0	0	0
LOGAN		0	0	0	0	0	0	0
MURRAY		0	0	0	0	0	0	0
TOTALS		588,698	0	8,764,879	(5,147,779)	0	0	0

BEST COPY AVAILABLE

UTAH STATE OFFICE OF EDUCATION
F4 Statewide Balance Sheet
 1994-95

FOOD SERVICES FUND 51

	ASSETS							LIABILITIES					9590 Other Current Liabilities
	TOTAL ASSETS	9505 Negative Cash Balance	9510 Accounts Payable	9530 Accrued Liabilities	9540 Accrued Salaries and Withholdings	9550 Due to Other Funds	9560 Deferred Revenue	9540 Accrued Liabilities	9530 Accrued Liabilities	9540 Accrued Salaries and Withholdings	9550 Due to Other Funds	9560 Deferred Revenue	
ALPINE	2,562,212	0	43,920	0	0	0	0	0	0	0	340,078	0	0
BEAVER	21,920	0	0	0	0	0	0	0	0	0	0	0	0
BOX ELDER	539,950	0	122,849	0	0	0	0	0	66,275	0	0	0	0
CACHE	821,087	38,906	71,809	0	0	0	0	0	0	0	0	0	0
CARBON	330,742	0	12,189	19,836	1,099	0	0	0	0	0	0	0	0
DAGGETT	5,913	207	896	1,305	0	0	0	0	0	0	0	0	0
DAVIS	2,462,180	0	1,393	0	0	0	0	0	42,876	1,092,465	586,612	0	0
DUCHESNE	306,013	0	33,037	0	0	0	0	0	0	243,451	14,874	0	0
EMERY	78,156	0	1,497	0	0	0	0	0	0	0	3,214	0	0
GARFIELD	22,324	0	3,199	0	0	0	0	0	0	0	0	0	0
GRAND	83,552	0	0	0	0	0	0	0	6,189	0	0	0	0
GRANITE	2,248,763	130,333	0	0	0	0	0	0	162,288	0	0	0	0
IRON	219,473	28,111	7	0	0	0	0	0	29,868	0	0	0	0
JORDAN	1,577,204	642,271	58,295	0	0	0	0	0	0	0	588,698	0	0
JUAB	106,168	0	27,519	0	0	0	0	0	0	0	5,924	0	0
KANE	52,465	0	4,362	0	0	0	0	0	0	0	0	0	0
MILLARD	413,967	0	28,874	0	0	0	0	0	0	0	53,244	0	0
MORGAN	47,891	34,996	0	0	0	0	0	0	0	0	11,832	0	0
NEBO	877,064	792,365	0	0	0	0	0	0	0	0	215,394	0	0
NO. SANPETE	38,846	0	9,432	0	0	0	0	0	0	0	5,977	0	0
NO. SUMMIT	8,906	0	0	0	0	0	0	0	0	0	8,564	0	0
PARK CITY	183,604	0	0	0	0	0	0	0	16,117	0	10,985	0	0
PIUTE	20,641	0	0	0	0	0	0	0	0	0	3,100	0	0
RICH	23,319	0	0	0	0	0	0	0	0	0	0	0	0
SAN JUAN	27,426	0	7,705	0	0	0	0	0	0	19,717	0	0	0
SEVIER	189,439	0	38,961	0	0	0	0	0	12,456	478	63,214	0	0
SO. SANPETE	135,707	108,273	20,724	0	0	0	0	0	0	0	0	0	0
SO. SUMMIT	13,963	0	768	10,308	0	0	0	0	0	0	0	0	0
TINTIC	7,597	0	0	0	0	0	0	0	0	0	0	0	0
TOOELE	218,098	0	0	0	0	0	0	0	120,329	0	0	0	0
UINTAH	157,706	39,476	175	0	0	0	0	0	0	0	0	0	0
WASATCH	52,780	0	0	0	0	0	0	0	0	0	0	0	0
WASHINGTON	383,540	34,491	0	0	0	0	0	0	0	0	8,587	0	0
WAYNE	7,677	0	389	0	0	0	0	0	0	0	0	0	0
WEBER	2,156,105	0	233,923	0	0	0	0	0	223,192	0	5,865	0	0
SALT LAKE	2,375,513	0	69,364	0	0	0	0	0	0	0	156,363	0	0
OGDEN	678,873	40,093	48,570	0	0	0	0	0	0	0	347,733	0	0
PROVO	625,400	0	20,074	204	0	0	0	0	0	0	0	0	0
LOGAN	281,567	0	9,543	0	0	0	0	0	0	0	116,139	0	0
MURRAY	273,890	0	20,328	0	0	0	0	0	15,391	0	41,069	0	0
TOTALS	20,637,641	1,889,523	889,822	59,050	696,080	1,356,111	2,619,908	98,515					

207

206

BEST COPY AVAILABLE



UTAH STATE OFFICE OF EDUCATION
F4 Statewide Balance Sheet
1994-95

FOOD SERVICES FUND 51

FUND EQUITY

	LIABILITIES		FUND EQUITY						
	9600 Long-Term Liabilities	TOTAL LIABILITIES	9810 Contributed Capital	9820 Investment in Gen Fixed Assets	9830 Retained Earnings	9840 Reserved - Other	9841 Reserved - Encumbrances	9842 Reserved for Inventories	
ALPINE	0	384,018	0	0	2,178,194	0	0	0	
BEAVER	0	0	0	0	21,920	0	0	0	
BOX ELDER	0	189,124	0	0	286,682	0	0	64,144	
CACHE	0	110,715	0	548,089	5,466	0	0	156,817	
CARBON	0	33,124	0	0	297,618	0	0	0	
DAGGETT	0	2,408	0	0	0	0	0	0	
DAVIS	21,686	1,702,156	727,296	0	32,728	18,206	0	110,693	
DUCHESNE	0	75,913	0	0	101,201	0	0	44,706	
EMERY	0	259,822	0	0	0	0	0	0	
GARFIELD	0	6,413	0	0	15,911	0	0	0	
GRAND	0	13,513	0	0	58,399	0	0	9,863	
GRANITE	0	292,621	0	0	1,511,338	110,307	0	0	
IRON	0	57,986	0	121,516	(34,040)	1,705	0	72,306	
JORDAN	0	1,289,264	0	0	(204,680)	13,207	0	479,413	
JUAB	0	33,443	0	0	72,725	0	0	0	
KANE	0	4,362	0	0	48,103	0	0	0	
MILLARD	0	82,118	234,198	0	97,651	0	0	0	
MORGAN	0	46,829	0	0	1,063	0	0	0	
NEBO	0	1,007,759	0	0	(130,695)	0	0	0	
NO. SANPETE	0	15,409	0	0	23,437	0	0	0	
NO. SUMMIT	0	8,564	0	0	342	0	0	0	
PARK CITY	0	27,102	0	0	0	0	0	13,068	
PIUTE	0	3,100	0	0	0	0	0	0	
RICH	0	0	0	0	23,319	0	0	0	
SAN JUAN	0	27,422	0	0	4	0	0	0	
SEVIER	0	115,109	0	0	25,068	0	0	0	
SO. SANPETE	0	128,997	0	0	6,710	0	0	0	
SO. SUMMIT	0	11,076	0	0	2,887	0	0	0	
TINTIC	0	0	0	0	3,553	0	0	0	
TOOELE	0	120,329	0	0	0	0	0	0	
UINTAH	0	130,842	0	0	(39,613)	0	0	66,477	
WASATCH	0	35,984	0	0	10,117	0	0	14,273	
WASHINGTON	0	34,491	0	0	349,049	0	0	0	
WAYNE	0	6,254	0	0	1,423	0	0	0	
WEBER	0	613,478	0	0	1,539,519	3,108	0	0	
SALT LAKE	0	417,097	786,061	0	1,172,355	0	56,645	0	
OGDEN	0	88,868	0	0	533,361	0	0	124,692	
PROVO	0	136,213	0	0	364,495	0	0	44,512	
LOGAN	0	41,985	0	0	0	0	0	0	
MURRAY	0	76,788	0	0	141,317	46,746	9,039	0	
TOTALS	21,686	7,630,696	1,747,555	669,605	8,516,926	212,216	46,746	1,200,964	

FOOD SERVICES FUND 51

	9851-8			9859		TOTAL FUND EQUITY	TOTAL LIABILITIES & FUND EQUITY
	9843 Undistributed Reserve	Designations of Fund Balance	Unappropriated Fund Balance				
ALPINE	0	0	0	2,178,194	2,562,212		
BEAVER	0	0	0	21,920	21,920		
BOX ELDER	0	0	0	350,826	339,950		
CACHE	0	0	0	710,372	821,087		
CARBON	0	0	0	297,618	330,742		
DAGGETT	2,349	0	1,156	3,505	5,913		
DAVIS	0	0	0	760,024	2,462,180		
DUCHESNE	0	0	0	230,100	306,013		
EMERY	0	0	(226,372)	(181,666)	78,156		
GARFIELD	0	0	0	15,911	22,324		
GRAND	1,776	0	0	70,038	83,552		
GRANITE	0	334,497	0	1,956,142	2,248,763		
IRON	0	0	0	161,487	219,473		
JORDAN	0	0	0	287,940	1,577,204		
JUAB	0	0	0	72,725	106,168		
KANE	0	0	0	48,103	52,465		
MILLARD	0	0	0	331,849	413,967		
MORGAN	0	0	0	1,063	47,891		
NEBO	0	0	0	(130,695)	877,064		
NO. SANPETE	0	0	0	23,437	38,846		
NO. SUMMIT	0	0	0	342	8,906		
PARK CITY	0	0	143,434	156,502	183,604		
PIUTE	0	0	17,541	17,541	20,641		
RICH	0	0	0	23,319	23,319		
SAN JUAN	0	0	0	4	27,426		
SEVIER	49,262	0	0	74,330	189,439		
SO. SANPETE	0	0	0	6,710	135,707		
SO. SUMMIT	0	0	0	2,887	13,963		
TINTIC	3,942	102	0	7,597	7,597		
TOOELE	0	97,769	0	97,769	218,098		
UINTAH	0	0	0	26,864	157,706		
WASATCH	(7,594)	0	0	16,796	52,780		
WASHINGTON	0	0	0	349,049	383,540		
WAYNE	0	0	0	1,423	7,677		
WEBER	0	0	0	1,542,627	2,156,105		
SALT LAKE	0	0	0	1,958,416	2,375,513		
OGDEN	(0)	0	0	590,006	678,873		
PROVO	0	0	0	489,187	625,400		
LOGAN	0	0	195,070	239,582	281,567		
MURRAY	0	0	0	197,102	273,890		
TOTALS	49,735	432,368	130,829	13,006,945	20,637,641		



UTAH STATE OFFICE OF EDUCATION
F4 Statewide Balance Sheet
 1994-95

ENTERPRISE FUNDS 52-59

ASSETS									
	8110 Cash In Banks and On Hand	8120 Investments	8131 Local	8133 State	8134 Federal	8135 Due from Other Funds	8140 Inventories	8150 Prepaid Expenditures	
ALPINE	1,667	208,887	7,420	0	33,526	0	0	0	0
BEAVER	0	0	0	0	0	0	0	0	0
BOX ELDER	0	0	0	0	0	0	0	0	0
CACHE	0	0	0	0	0	0	0	0	0
CARBON	0	0	0	0	0	0	0	0	0
DAGGETT	0	0	0	0	0	0	532,157	0	0
DAVIS	883,692	346,900	176,778	68,406	0	0	0	0	0
DUCHESNE	0	0	0	0	0	0	0	0	0
EMERY	0	0	0	0	0	0	0	0	0
GARFIELD	0	0	0	0	0	0	0	0	0
GRAND	0	0	0	0	0	0	0	0	0
GRANITE	0	0	204,069	0	0	0	251,240	0	0
IRON	0	0	140,703	0	0	0	0	0	0
JORDAN	516,938	0	0	0	0	0	86,944	0	0
JUAB	0	13,134	0	0	0	0	0	0	0
KANE	0	0	0	0	0	0	0	0	0
MILLARD	36,014	0	6,354	0	0	0	0	0	0
MORGAN	4,475	0	0	0	0	0	0	0	0
NEBO	0	0	0	0	0	0	0	0	0
NO. SANPETE	0	0	0	0	0	0	0	0	0
NO. SUMMIT	0	0	0	0	0	0	0	0	0
PARK CITY	0	0	0	0	0	0	0	0	0
PIUTE	0	0	0	0	0	0	0	0	0
RICH	0	0	864	0	0	641,151	0	0	0
SAN JUAN	0	0	0	0	0	0	0	0	0
SEVIER	0	0	0	0	0	0	0	0	0
SO. SANPETE	0	0	0	0	0	0	0	0	0
SO. SUMMIT	0	0	0	0	0	0	0	0	0
TINTIC	0	0	0	0	0	0	0	0	0
TOOLE	0	26,424	0	0	0	0	0	0	0
UINTAH	0	0	0	0	0	0	0	0	0
WASATCH	0	0	0	0	0	0	0	0	0
WASHINGTON	0	0	0	0	0	0	0	0	0
WAYNE	0	0	0	0	0	0	0	0	0
WEBER	0	0	0	0	0	0	0	0	0
SALT LAKE	0	0	0	0	0	0	0	0	0
OGDEN	3,190	0	0	0	0	0	0	0	0
PROVO	0	0	0	0	0	0	0	0	0
LOGAN	0	0	0	0	0	0	0	0	0
MURRAY	0	0	0	0	0	0	88,620	0	0
TOTALS	1,445,976	595,345	536,188	68,406	33,526	641,151	958,961	0	0

F4 Statewide Balance Sheet

1994-95

ENTERPRISE FUNDS 52-59

ASSETS

	8190 Other Current Assets	8210 Land	8220 Buildings	8250 Equipment	Accumulated Depreciation	8290 Other Fixed Assets	8420 Amt to be Provided for Debt Serv.	8430 Other Debits
ALPINE	0	25,060	136,704	179,485	(184,693)	0	0	0
BEAVER	0	0	0	0	0	0	0	0
BOX ELDER	0	0	0	0	0	0	0	0
CACHE	0	0	0	0	0	0	0	0
CARBON	0	0	0	0	0	0	0	0
DAGGETT	0	0	0	0	0	0	0	0
DAVIS	0	679,397	0	221,035	(111,006)	0	0	0
DUCHESNE	0	0	0	0	0	0	0	0
EMERY	0	0	0	0	0	0	0	0
GARFIELD	0	0	0	0	0	0	0	0
GRAND	0	0	0	0	0	0	0	0
GRANITE	0	0	0	0	0	0	0	0
IRON	0	0	0	0	0	0	0	0
JORDAN	0	0	0	0	0	0	0	0
JUAB	0	0	0	0	0	0	0	0
KANE	0	0	0	0	0	0	0	0
MILLARD	0	0	0	0	0	0	0	0
MORGAN	0	0	0	0	0	0	0	0
NEBO	0	0	0	0	0	0	0	0
NO. SANPETE	0	0	0	0	0	0	0	0
NO. SUMMIT	0	0	0	0	0	0	0	0
PARK CITY	0	0	0	0	0	0	0	0
PIUTE	0	0	0	0	0	0	0	0
RICH	0	84,913	2,050,709	38,025	(648,718)	0	0	0
SAN JUAN	0	0	0	0	0	0	0	0
SEVIER	0	0	0	0	0	0	0	0
SO. SANPETE	0	0	0	0	0	0	0	0
SO. SUMMIT	0	0	0	0	0	0	0	0
TINTIC	0	0	0	0	0	0	0	0
TOOELE	0	0	0	1,038	0	0	0	0
UINTAH	0	0	0	0	0	0	0	0
WASATCH	0	0	0	0	0	0	0	0
WASHINGTON	0	0	0	0	0	0	0	0
WAYNE	0	0	0	0	0	0	0	0
WEBER	0	0	0	0	0	0	0	0
SALT LAKE	0	0	0	0	0	0	0	0
OGDEN	0	0	0	0	0	0	0	0
PROVO	0	0	0	0	0	0	0	0
LOGAN	0	0	0	0	0	0	0	0
MURRAY	0	0	0	0	0	0	0	0
TOTALS	0	789,370	2,187,113	439,583	(1,144,417)	0	0	0



UTAH STATE OFFICE OF EDUCATION
F4 Statewide Balance Sheet
 1994-95

ENTERPRISE FUNDS 52-59

	ASSETS		LIABILITIES					9540 Accrued Salaries and Withholdings	9550 Due to Other Funds	9560 Deferred Revenue	9590 Other Current Liabilities
	TOTAL ASSETS	9505 Negative Cash Balance	9510 Accounts Payable	9530 Accrued Liabilities	9540 Accrued Salaries and Withholdings	9550 Due to Other Funds	9560 Deferred Revenue				
ALPINE	407,756	0	0	385	15,150	0	0	0	0	0	0
BEAVER	0	0	0	0	0	0	0	0	0	0	0
BOX ELDER	0	0	0	0	0	0	0	0	0	0	0
CACHE	0	0	0	0	0	0	0	0	0	0	0
CARBON	0	0	0	0	0	0	0	0	0	0	0
DAGGETT	0	0	0	0	0	0	0	0	0	0	0
DAVIS	2,797,359	0	0	0	0	1,019,567	0	0	0	0	0
DUCHESNE	0	0	0	0	0	0	0	0	0	0	0
EMERY	0	0	0	0	0	0	0	0	0	0	0
GARFIELD	0	0	0	0	0	0	0	0	0	0	0
GRAND	0	0	0	0	0	0	0	0	0	0	0
GRANITE	455,309	0	240	0	0	24,986	0	0	0	0	0
IRON	140,703	127,764	4,846	0	0	7,089	424,948	0	0	0	0
JORDAN	603,882	0	58,426	0	0	0	0	0	0	0	0
JUAB	13,134	0	0	0	0	0	0	0	0	0	0
KANE	0	0	0	0	0	0	0	0	0	0	0
MILLARD	42,368	0	844	0	0	0	0	0	4,475	0	0
MORGAN	4,475	0	0	0	0	0	0	0	0	0	0
NEBO	0	0	0	0	0	0	0	0	0	0	0
NO. SANPETE	0	0	0	0	0	0	0	0	0	0	0
NO. SUMMIT	0	0	0	0	0	0	0	0	0	0	0
PARK CITY	0	0	0	0	0	0	0	0	0	0	0
PIUTE	0	0	0	0	0	0	0	0	0	0	0
RICH	0	0	0	0	0	0	0	0	0	0	0
SAN JUAN	1,966,944	0	4,200	0	0	0	0	0	0	0	0
SEVIER	0	0	0	0	0	0	0	0	0	0	0
SO. SANPETE	0	0	0	0	0	0	0	0	0	0	0
SO. SUMMIT	0	0	0	0	0	0	0	0	0	0	0
TINTIC	0	0	0	0	0	0	0	0	0	0	0
TOOLE	27,462	0	0	0	0	0	0	0	0	1,100	0
UINTAH	0	0	0	0	0	0	0	0	0	0	0
WASATCH	0	0	0	0	0	0	0	0	0	0	0
WASHINGTON	0	0	0	0	0	0	0	0	0	0	0
WAYNE	0	0	0	0	0	0	0	0	0	0	0
WEBER	0	0	0	0	0	0	0	0	0	0	0
SALT LAKE	0	0	0	0	0	0	0	0	0	0	0
OGDEN	3,190	0	932	0	0	0	0	0	0	0	0
PROVO	0	0	0	0	0	0	0	0	0	0	0
LOGAN	0	0	0	0	0	0	0	0	0	0	0
MURRAY	88,620	0	527	0	0	0	88,093	0	0	0	0
TOTALS	6,551,202	127,764	70,400	15,150	32,075	1,532,608	4,475	1,100	4,475	1,100	1,100

-117-



F4 Statewide Balance Sheet
1994-95

ENTERPRISE FUNDS 52-59

FUND EQUITY

LIABILITIES

	9600 Long-Term Liabilities	TOTAL LIABILITIES	9810 Contributed Capital	9820 Investment in Gen Fixed Assets	9830 Retained Earnings	9840 Reserved - Other	9841 Reserved for Encumbrances	9842 Reserved for Inventories
ALPINE	0	15,535	299,769	0	92,452	0	0	0
BEAVER	0	0	0	0	0	0	0	0
BOX ELDER	0	0	0	0	0	0	0	0
CACHE	0	0	0	0	0	0	0	0
CARBON	0	0	0	0	0	0	0	0
DAGGETT	0	0	0	0	0	0	0	0
DAVIS	9,072	1,028,639	53,091	0	1,715,629	0	0	0
DUCHESNE	0	0	0	0	0	0	0	0
EMERY	0	0	0	0	0	0	0	0
GARFIELD	0	0	0	0	0	0	0	0
GRAND	0	0	0	0	0	0	0	0
GRANITE	0	450,174	0	0	5,135	0	0	0
IRON	0	139,699	0	0	1,004	0	0	0
JORDAN	0	58,426	0	0	545,456	0	0	0
JUAB	0	0	0	0	13,134	0	0	0
KANE	0	0	0	0	0	0	0	0
MILLARD	0	844	0	0	41,524	0	0	0
MORGAN	0	4,475	0	0	0	0	0	0
NEBO	0	0	0	0	0	0	0	0
NO. SANPETE	0	0	0	0	0	0	0	0
NO. SUMMIT	0	0	0	0	0	0	0	0
PARK CITY	0	0	0	0	0	0	0	0
PIUTE	0	0	0	0	0	0	0	0
RICH	0	0	0	0	0	0	0	0
SAN JUAN	0	4,200	0	0	637,715	0	0	1,325,029
SEVIER	0	0	0	0	0	0	0	0
SO. SANPETE	0	0	0	0	0	0	0	0
SO. SUMMIT	0	0	0	0	0	0	0	0
TINTIC	0	0	0	0	0	0	0	0
TOOELE	0	1,100	0	0	0	0	0	0
UINTAH	0	0	0	0	0	0	0	0
WASATCH	0	0	0	0	0	0	0	0
WASHINGTON	0	0	0	0	0	0	0	0
WAYNE	0	0	0	0	0	0	0	0
WEBER	0	0	0	0	0	0	0	0
SALT LAKE	0	0	0	0	0	0	0	0
OGDEN	0	932	0	0	0	0	2,258	0
PROVO	0	0	0	0	0	0	0	0
LOGAN	0	0	0	0	0	0	0	0
MURRAY	0	88,620	0	0	0	0	0	0
TOTALS	9,072	1,792,644	352,860	0	3,052,049	0	2,258	1,325,029

219

218

BEST COPY AVAILABLE



UTAH STATE OFFICE OF EDUCATION
F4 Statewide Balance Sheet
 1994-95

ENTERPRISE FUNDS 52-59

FUND EQUITY		ENTERPRISE FUNDS 52-59				TOTAL LIABILITIES & FUND EQUITY
	9843 Undistributed Reserve	9851-8 Designations of Fund Balance	9859 Unappropriated Fund Balance	TOTAL FUND EQUITY		
ALPINE	0	0	0	392,221	407,756	
BEAVER	0	0	0	0	0	
BOX ELDER	0	0	0	0	0	
CACHE	0	0	0	0	0	
CARBON	0	0	0	0	0	
DAGGETT	0	0	0	0	0	
DAVIS	0	0	1,768,720	1,768,720	2,797,359	
DUCHESNE	0	0	0	0	0	
EMERY	0	0	0	0	0	
GARFIELD	0	0	0	0	0	
GRAND	0	0	0	5,135	455,309	
GRANITE	0	0	0	1,004	140,703	
IRON	0	0	0	545,456	603,882	
JORDAN	0	0	0	13,134	13,134	
JUAB	0	0	0	0	0	
KANE	0	0	0	41,524	42,368	
MILLARD	0	0	0	0	4,475	
MORGAN	0	0	0	0	0	
NEBO	0	0	0	0	0	
NO. SANPETE	0	0	0	0	0	
NO. SUMMIT	0	0	0	0	0	
PARK CITY	0	0	0	0	0	
PIUTE	0	0	0	0	0	
RICH	0	0	0	0	0	
SAN JUAN	0	0	0	1,962,744	1,966,944	
SEVIER	0	0	0	0	0	
SO. SANPETE	0	0	0	0	0	
SO. SUMMIT	0	0	0	0	0	
TINTIC	0	0	0	0	0	
TOOELE	0	26,362	0	26,362	27,462	
UINTAH	0	0	0	0	0	
WASATCH	0	0	0	0	0	
WASHINGTON	0	0	0	0	0	
WAYNE	0	0	0	0	0	
WEBER	0	0	0	0	0	
SALT LAKE	0	0	0	0	0	
OGDEN	0	0	0	2,259	3,190	
PROVO	0	0	0	0	0	
LOGAN	0	0	0	0	0	
MURRAY	0	0	0	0	88,620	
TOTALS	0	26,362	0	4,758,558	6,551,202	

BEST COPY AVAILABLE

INTERNAL SERVICE FUNDS 60-69

ASSETS									
8110 Cash In									
Banks and On									
	8120 Investments	8131 Local	8133 State	8134 Federal	8135 Due from Other Funds	8140 Inventories	8150 Prepaid Expenditures		
ALPINE	7,211,665	0	0	0	0	721,366	0		
BEAVER	0	0	0	0	0	0	0		
BOX ELDER	0	0	0	0	0	0	0		
CACHE	0	0	0	0	0	0	0		
CARBON	0	0	0	0	0	0	0		
DAGGETT	0	0	0	0	0	0	0		
DAVIS	0	487,988	0	0	0	4,102,499	0		
DUCHESNE	0	0	0	0	0	0	0		
EMERY	0	0	0	0	0	0	0		
GARFIELD	0	0	0	0	0	0	0		
GRAND	0	0	0	0	0	0	0		
GRANITE	45	3,700	0	0	0	0	0		
IRON	0	0	0	0	0	0	0		
JORDAN	8,000,000	88,583	0	0	0	0	0		
JUAB	0	0	0	0	0	0	0		
KANE	0	0	0	0	0	0	0		
MILLARD	0	0	0	0	0	0	0		
MORGAN	0	0	0	0	0	0	0		
NEBO	0	0	0	0	0	0	0		
NO. SANPETE	0	0	0	0	0	0	0		
NO. SUMMIT	0	0	0	0	0	0	0		
PARK CITY	0	0	0	0	0	0	0		
PIUTE	0	0	0	0	0	0	0		
RICH	0	0	0	0	0	0	0		
SAN JUAN	263,296	17,385	0	0	9,600	286,235	0		
SEVIER	0	0	0	0	0	0	0		
SO. SANPETE	0	0	0	0	0	0	0		
SO. SUMMIT	0	0	0	0	0	0	0		
TINTIC	0	0	0	0	0	0	0		
TOOELE	0	0	0	0	0	0	0		
UINTAH	0	0	0	0	0	0	0		
WASATCH	0	0	0	0	0	0	0		
WASHINGTON	0	0	0	0	0	0	0		
WAYNE	0	0	0	0	0	0	0		
WEBER	0	0	0	0	0	0	0		
SALT LAKE	0	172	0	0	569,113	179,057	0		
OGDEN	0	0	0	0	0	0	0		
PROVO	0	0	0	0	0	0	0		
LOGAN	0	0	0	0	0	0	0		
MURRAY	0	15,567	0	0	0	0	0		
TOTALS	16,941,709	613,395	0	0	578,713	5,289,157	0		0

225

BEST COPY AVAILABLE

222

UTAH STATE OFFICE OF EDUCATION
F4 Statewide Balance Sheet
 1994-95

INTERNAL SERVICE FUNDS 60-69

	ASSETS					8260 Accumulated Depreciation (444,072)	8290 Other Fixed Assets	8420 Amt to be Provided for Debt Serv.	8430 Other Debits
	8190 Other Current Assets	8210 Land	8220 Buildings	8250 Equipment	8260				
ALPINE	0	0	778,925	651,476	0	0	0	0	
BEAVER	0	0	0	0	0	0	0	0	
BOX ELDER	0	0	0	0	0	0	0	0	
CACHE	0	0	0	0	0	0	0	0	
CARBON	0	0	0	0	0	0	0	0	
DAGGETT	0	0	0	0	0	0	0	0	
DAVIS	0	0	0	472,025	(196,927)	0	0	0	
DUCHESNE	0	0	0	0	0	0	0	0	
EMERY	0	0	0	0	0	0	0	0	
GARFIELD	0	0	0	0	0	0	0	0	
GRAND	0	0	0	0	0	0	0	0	
GRANITE	0	0	0	385,602	(205,738)	0	0	0	
IRON	0	0	0	0	0	0	0	0	
JORDAN	0	0	0	0	0	0	0	0	
JUAB	0	0	0	0	0	0	0	0	
KANE	0	0	0	0	0	0	0	0	
MILLARD	0	0	0	0	0	0	0	0	
MORGAN	0	0	0	0	0	0	0	0	
NEBO	0	0	0	0	0	0	0	0	
NO. SANPETE	0	0	0	0	0	0	0	0	
NO. SUMMIT	0	0	0	0	0	0	0	0	
PARK CITY	0	0	0	0	0	0	0	0	
PIUTE	0	0	0	0	0	0	0	0	
RICH	0	0	0	0	0	0	0	0	
SAN JUAN	0	0	35,000	213,121	(179,808)	0	0	0	
SEVIER	0	0	0	0	0	0	0	0	
SO. SANPETE	0	0	0	0	0	0	0	0	
SO. SUMMIT	0	0	0	0	0	0	0	0	
TINTIC	0	0	0	0	0	0	0	0	
TOOELE	0	0	0	0	0	0	0	0	
UINTAH	0	0	0	0	0	0	0	0	
WASATCH	0	0	0	0	0	0	0	0	
WASHINGTON	0	0	0	0	0	0	0	0	
WAYNE	0	0	0	0	0	0	0	0	
WEBER	0	0	0	0	0	0	0	0	
SALT LAKE	0	0	0	1,126,313	(827,786)	0	0	0	
OGDEN	0	0	0	131,868	(127,462)	0	0	0	
PROVO	0	0	0	0	0	0	0	0	
LOGAN	0	0	0	0	0	0	0	0	
MURRAY	0	0	0	0	0	0	0	0	
TOTALS	0	0	813,925	2,980,405	(1,981,793)	0	0	0	

F4 Statewide Balance Sheet
1994-95

INTERNAL SERVICE FUNDS 60-69

	ASSETS		LIABILITIES					9590 Other Current Liabilities
	TOTAL ASSETS	9505 Negative Cash Balance	9510 Accounts Payable	9530 Accrued Liabilities	9540 Accrued Salaries and Withholdings	9550 Due to Other Funds	9560 Deferred Revenue	
ALPINE	8,919,360	0	1,240,707	3,120,245	0	0	0	0
BEAVER	0	0	0	0	0	0	0	0
BOX ELDER	0	0	0	0	0	0	0	0
CACHE	0	0	0	0	0	0	0	0
CARBON	0	0	0	0	0	0	0	0
DAGGETT	0	0	0	0	0	0	0	0
DAVIS	4,865,585	0	6,488	0	4,585,517	0	0	0
DUCHESNE	0	0	0	0	0	0	0	0
EMERY	0	0	0	0	0	0	0	0
GARFIELD	0	0	0	0	0	0	0	0
GRAND	0	0	0	0	0	0	0	0
GRANITE	183,609	16,351	0	0	166,835	0	0	0
IRON	0	0	0	0	0	0	0	0
JORDAN	8,839,788	0	4,481	0	0	0	0	5,454,317
JUAB	0	0	0	0	0	0	0	0
KANE	0	0	0	0	0	0	0	0
MILLARD	0	0	0	0	0	0	0	0
MORGAN	0	0	0	0	0	0	0	0
NEBO	0	0	0	0	0	0	0	0
NO. SANPETE	0	0	0	0	0	0	0	0
NO. SUMMIT	0	0	0	0	0	0	0	0
PARK CITY	0	0	0	0	0	0	0	0
PIUTE	0	0	0	0	0	0	0	0
RICH	0	0	0	0	0	0	0	0
SAN JUAN	644,829	0	4	0	0	267,887	0	0
SEVIER	0	0	0	0	0	0	0	0
SO. SANPETE	0	0	0	0	0	0	0	0
SO. SUMMIT	0	0	0	0	0	0	0	0
TINTIC	0	0	0	0	0	0	0	0
TOOELE	0	0	0	0	0	0	0	0
UINTAH	0	0	0	0	0	0	0	0
WASATCH	0	0	0	0	0	0	0	0
WASHINGTON	0	0	0	0	0	0	0	0
WAYNE	0	0	0	0	0	0	0	0
WEBER	0	0	0	0	0	0	0	0
SALT LAKE	1,046,869	0	136,497	0	0	0	0	0
OGDEN	4,406	3,486	3,230	0	0	165,584	0	0
PROVO	0	0	0	0	0	0	0	0
LOGAN	0	0	0	0	0	0	0	0
MURRAY	1,745,611	0	6,993	0	0	0	0	0
TOTALS	26,250,057	19,837	1,398,400	3,120,245	0	5,185,823	0	5,454,317

227

BEST COPY AVAILABLE

226



UTAH STATE OFFICE OF EDUCATION
F4 Statewide Balance Sheet
 1994-95

INTERNAL SERVICE FUNDS 60-69

	FUND EQUITY							
	9600 Long-Term Liabilities	TOTAL LIABILITIES	9810 Contributed Capital	9820 Investment in Gen Fixed Assets	9830 Retained Earnings	9840 Reserved - Other	9841 Reserved for Encumbrances	9842 Reserved for Inventories
ALPINE	0	4,360,952	1,326,724	0	3,231,684	0	0	0
BEAVER	0	0	0	0	0	0	0	0
BOX ELDER	0	0	0	0	0	0	0	0
CACHE	0	0	0	0	0	0	0	0
CARBON	0	0	0	0	0	0	0	0
DAGGETT	0	0	0	0	0	0	0	0
DAVIS	1,232	4,593,237	218,823	0	53,525	0	0	0
DUCHESNE	0	0	0	0	0	0	0	0
EMERY	0	0	0	0	0	0	0	0
GARFIELD	0	0	0	0	0	0	0	0
GRAND	0	0	0	0	0	0	0	0
GRANITE	0	183,186	0	0	423	0	0	0
IRON	0	0	0	0	0	0	0	0
JORDAN	0	5,458,798	0	0	3,380,990	0	0	0
JUAB	0	0	0	0	0	0	0	0
KANE	0	0	0	0	0	0	0	0
MILLARD	0	0	0	0	0	0	0	0
MORGAN	0	0	0	0	0	0	0	0
NEBO	0	0	0	0	0	0	0	0
NO. SANPETE	0	0	0	0	0	0	0	0
NO. SUMMIT	0	0	0	0	0	0	0	0
PARK CITY	0	0	0	0	0	0	0	0
PIUTE	0	0	0	0	0	0	0	0
RICH	0	0	0	0	0	0	0	0
SAN JUAN	0	267,891	0	0	376,938	0	0	0
SEVIER	0	0	0	0	0	0	0	0
SO. SANPETE	0	0	0	0	0	0	0	0
SO. SUMMIT	0	0	0	0	0	0	0	0
TINTIC	0	0	0	0	0	0	0	0
TOOELE	0	0	0	0	0	0	0	0
UINTAH	0	0	0	0	0	0	0	0
WASATCH	0	0	0	0	0	0	0	0
WASHINGTON	0	0	0	0	0	0	0	0
WAYNE	0	0	0	0	0	0	0	0
WEBER	0	0	0	0	0	0	0	0
SALT LAKE	0	302,081	314,821	0	429,967	0	0	0
OGDEN	0	6,716	0	0	(2,121)	0	(189)	0
PROVO	0	0	0	0	0	0	0	0
LOGAN	0	0	0	0	0	0	0	0
MURRAY	0	6,993	0	0	1,738,618	0	0	0
TOTALS	1,232	15,179,854	1,860,368	0	9,210,025	0	(189)	0



UTAH STATE OFFICE OF EDUCATION
F4 Statewide Balance Sheet
 1994-95

INTERNAL SERVICE FUNDS 60-69

FUND EQUITY		9851-8		9859		TOTAL LIABILITIES & FUND EQUITY	
9843 Undistributed Reserve	Designations of Fund Balance	Unappropriated Fund Balance	TOTAL FUND EQUITY	TOTAL LIABILITIES & FUND EQUITY			
ALPINE	0	0	4,558,408	0	8,919,360		
BEAVER	0	0	0	0	0		
BOX ELDER	0	0	0	0	0		
CACHE	0	0	0	0	0		
CARBON	0	0	0	0	0		
DAGGETT	0	0	0	0	0		
DAVIS	0	0	272,348	0	4,865,585		
DUCHESNE	0	0	0	0	0		
EMERY	0	0	0	0	0		
GARFIELD	0	0	0	0	0		
GRAND	0	0	0	0	0		
GRANITE	0	0	423	0	183,609		
IRON	0	0	0	0	0		
JORDAN	0	0	3,380,990	0	8,839,788		
JUAB	0	0	0	0	0		
KANE	0	0	0	0	0		
MILLARD	0	0	0	0	0		
MORGAN	0	0	0	0	0		
NEBO	0	0	0	0	0		
NO. SANPETE	0	0	0	0	0		
NO. SUMMIT	0	0	0	0	0		
PARK CITY	0	0	0	0	0		
PIUTE	0	0	0	0	0		
RICH	0	0	0	0	0		
SAN JUAN	0	0	376,938	0	644,829		
SEVIER	0	0	0	0	0		
SO. SANPETE	0	0	0	0	0		
SO. SUMMIT	0	0	0	0	0		
TINTIC	0	0	0	0	0		
TOOELE	0	0	0	0	0		
UINTAH	0	0	0	0	0		
WASATCH	0	0	0	0	0		
WASHINGTON	0	0	0	0	0		
WAYNE	0	0	0	0	0		
WEBER	0	0	0	0	0		
SALT LAKE	0	0	744,788	0	1,046,869		
OGDEN	(0)	0	(2,310)	0	4,406		
PROVO	0	0	0	0	0		
LOGAN	0	0	0	0	0		
MURRAY	0	0	1,738,618	0	1,745,611		
TOTALS	(0)	0	11,070,203	0	26,250,057		



UTAH STATE OFFICE OF EDUCATION
F4 Statewide Balance Sheet
 1994-95

TRUST FUND 71

ASSETS		8110 Cash in Banks and On Hand	8120 Investments	8131 Local	8133 State	8134 Federal	8135 Due from Other Funds	8140 Inventories	8150 Prepaid Expenditures
ALPINE		0	508,404	0	0	0	86	0	0
BEAVER		0	0	0	0	0	0	0	0
BOX ELDER		99,028	0	0	0	0	436,474	0	0
CACHE		4,240	89,633	0	0	0	0	1,052	0
CARBON		0	0	0	0	0	0	0	0
DAGGETT		0	0	0	0	0	0	0	0
DAVIS		355,478	0	0	0	0	0	0	0
DUCHESNE		608	20,897	198	0	0	0	0	0
EMERY		0	0	0	0	0	0	0	0
GARFIELD		0	0	0	0	0	0	0	0
GRAND		0	0	0	0	0	0	0	0
GRANITE		0	0	0	0	0	0	0	0
IRON		276,841	0	85,116	2,972	0	0	8,605	0
JORDAN		195,213	0	0	0	0	0	0	0
JUAB		4,917	0	0	0	0	0	0	0
KANE		0	0	0	0	0	0	0	0
MILLARD		73,027	157,390	0	0	0	0	0	0
MORGAN		0	0	5,016	0	0	0	0	0
NEBO		0	0	0	0	0	0	0	0
NO. SANPETE		0	0	0	0	0	0	0	0
NO. SUMMIT		0	0	0	0	0	0	0	0
PARK CITY		164,581	1,363	0	0	0	0	0	0
PIUTE		0	0	0	0	0	0	0	0
RICH		0	0	0	0	0	0	0	0
SAN JUAN		53,682	134,841	0	0	0	0	0	0
SEVIER		0	0	0	0	0	0	0	0
SO. SANPETE		0	0	0	0	0	0	0	0
SO. SUMMIT		0	14,906	0	0	0	0	0	0
TINTIC		0	0	0	0	0	0	0	0
TOOLE		0	0	0	0	0	0	0	0
UINTAH		11,723	70,770	0	0	0	0	0	0
WASATCH		505,851	0	0	0	0	0	0	0
WASHINGTON		0	76,631	650	0	0	0	0	0
WAYNE		0	74,453	0	0	0	0	0	0
WEBER		85,817	4,735,905	0	0	0	0	0	0
SALT LAKE		0	0	0	1,732	0	378,772	0	2,206
OGDEN		310,673	0	11	0	0	0	0	0
PROVO		0	0	0	0	0	0	0	0
LOGAN		0	0	0	0	0	0	0	0
MURRAY		22	169,845	0	0	0	0	0	0
TOTALS		2,141,702	6,055,038	90,991	4,704	0	815,332	9,657	2,206



UTAH STATE OFFICE OF EDUCATION
F4 Statewide Balance Sheet
 1994-95

TRUST FUND 71

ASSETS									
	8190 Other Current Assets	8210 Land	8220 Buildings	8250 Equipment	8260 Accumulated Depreciation	8290 Other Fixed Assets	8420 Amt to be Provided for Debt Serv.	8430 Other Debits	
ALPINE	0	0	0	0	0	0	0	0	0
BEAVER	0	0	0	0	0	0	0	0	0
BOX ELDER	0	0	0	0	0	0	0	0	0
CACHE	0	0	0	0	0	0	0	1,520,815	0
CARBON	0	0	0	0	0	0	0	0	0
DAGGETT	0	0	0	0	0	0	0	0	0
DAVIS	0	0	0	0	0	0	0	0	0
DUCHESNE	0	0	0	0	0	0	0	0	0
EMERY	0	0	0	0	0	0	0	0	0
GARFIELD	0	0	0	0	0	0	0	0	0
GRAND	0	0	0	0	0	0	0	0	0
GRANITE	16,129	0	0	677,495	0	30,000	0	0	0
IRON	0	0	0	0	0	0	0	0	0
JORDAN	0	0	0	0	0	0	0	0	0
JUAB	0	0	0	0	0	0	0	0	0
KANE	0	0	0	0	0	0	0	0	0
MILLARD	64,008	0	0	0	0	0	0	0	0
MORGAN	0	0	0	0	0	0	0	0	0
NEBO	0	0	0	0	0	0	0	86,654	0
NO. SANPETE	0	0	0	0	0	0	0	0	0
NO. SUMMIT	0	0	0	0	0	0	0	0	0
PARK CITY	0	0	0	0	0	0	0	0	0
PIUTE	0	0	0	0	0	0	0	0	0
RICH	0	0	0	0	0	0	0	0	0
SAN JUAN	0	0	0	0	0	0	0	0	0
SEVIER	0	0	0	0	0	0	0	0	0
SO. SANPETE	0	0	0	0	0	0	0	0	0
SO. SUMMIT	0	0	0	0	0	0	0	0	0
TINTIC	0	0	0	0	0	0	0	0	0
TOOELE	0	0	0	0	0	0	0	0	0
UINTAH	0	0	0	0	0	0	0	0	0
WASATCH	0	0	0	0	0	0	0	0	0
WASHINGTON	0	0	0	0	0	0	0	0	0
WAYNE	0	0	0	0	0	0	0	0	0
WEBER	0	0	0	0	0	0	0	0	0
SALT LAKE	0	0	0	0	0	0	0	0	0
OGDEN	0	0	0	0	0	0	0	0	0
PROVO	0	0	0	0	0	0	0	0	0
LOGAN	0	0	0	0	0	0	0	0	0
MURRAY	0	0	0	0	0	0	0	0	0
TOTALS	80,137	0	0	677,495	0	30,000	0	1,607,469	0

UTAH STATE OFFICE OF EDUCATION
F4 Statewide Balance Sheet
 1994-95

TRUST FUND 71

	ASSETS					LIABILITIES				
	TOTAL ASSETS	9505 Negative Cash Balance	9510 Accounts Payable	9530 Accrued Liabilities	9540 Accrued Salaries and Withholdings	9550 Due to Other Funds	9560 Deferred Revenue	9590 Other Current Liabilities		
ALPINE	508,490	0	0	0	0	74	0	0	0	
BEAVER	0	0	0	0	0	0	0	0	0	
BOX ELDER	2,057,369	0	26,853	78,055	0	0	0	0	0	
CACHE	93,873	0	0	0	0	0	0	0	0	
CARBON	0	0	0	0	0	0	0	0	0	
DAGGETT	0	0	0	0	0	0	0	0	0	
DAVIS	355,478	0	1,115	0	0	0	6,500	0	0	
DUCHESNE	21,703	0	0	0	0	0	0	0	0	
EMERY	0	0	0	0	0	0	0	0	0	
GARFIELD	0	0	0	0	0	0	0	0	0	
GRAND	0	0	0	0	0	0	0	0	0	
GRANITE	16,129	0	0	0	0	8,795	0	0	0	
IRON	1,081,029	0	111,618	0	18,060	0	0	0	0	
JORDAN	195,213	0	37,590	0	0	0	0	0	0	
JUAB	4,917	0	0	0	0	0	0	4,740	0	
KANE	0	0	0	0	0	0	0	0	0	
MILLARD	294,425	0	0	0	0	64,006	0	0	0	
MORGAN	91,670	4,531	485	0	0	0	0	0	0	
NEBO	0	0	0	0	0	0	0	0	0	
NO. SANPETE	0	0	0	0	0	0	0	0	0	
NO. SUMMIT	0	0	0	0	0	0	0	0	0	
PARK CITY	165,944	0	0	0	0	0	139,649	1,363	0	
PIUTE	0	0	0	0	0	0	0	0	0	
RICH	0	0	0	0	0	0	0	0	0	
SAN JUAN	188,523	0	0	0	0	0	0	0	0	
SEVIER	0	0	0	0	0	0	0	0	0	
SO. SANPETE	0	0	0	0	0	0	0	0	0	
SO. SUMMIT	14,906	550	0	0	0	14,356	0	0	0	
TINTIC	0	0	0	0	0	0	0	0	0	
TOOELE	0	0	0	0	0	0	0	0	0	
UNITAH	82,493	0	0	0	0	0	0	0	0	
WASATCH	505,851	0	0	0	0	279,541	0	226,310	0	
WASHINGTON	77,281	7,566	0	0	0	0	0	0	0	
WAYNE	74,453	0	0	0	74,453	0	0	0	0	
WEBER	4,821,722	0	0	0	4,735,905	0	0	0	0	
SALT LAKE	382,710	0	18,751	0	0	0	0	0	0	
OGDEN	310,684	0	7,975	0	0	0	0	0	0	
PROVO	0	0	0	0	0	0	0	0	0	
LOGAN	0	0	0	0	0	0	0	0	0	
MURRAY	169,867	0	8,937	0	6,787	0	0	52,719	0	
TOTALS	11,514,730	12,647	213,325	78,055	4,835,205	366,772	146,149	285,132	285,132	



UTAH STATE OFFICE OF EDUCATION
F4 Statewide Balance Sheet
 1994-95

TRUST FUND 71

	FUND EQUITY							
	9600 Long-Term Liabilities	TOTAL LIABILITIES	9810 Contributed Capital	9820 Investment in Gen Fixed Assets	9830 Retained Earnings	9840 Reserved - Other	9841 Reserved for Encumbrances	9842 Reserved for Inventories
ALPINE	0	74	0	0	0	0	0	0
BEAVER	0	0	0	0	0	0	0	0
BOX ELDER	1,520,815	1,625,723	0	0	0	0	0	1,052
CACHE	0	0	0	0	0	0	0	0
CARBON	0	0	0	0	0	0	0	0
DAGGETT	0	0	0	0	0	0	0	0
DAVIS	0	7,615	0	0	0	0	0	0
DUCHESNE	0	0	0	0	0	0	0	0
EMERY	0	0	0	0	0	0	0	0
GARFIELD	0	0	0	0	0	0	0	0
GRAND	0	0	0	0	0	0	0	0
GRANITE	0	8,795	0	0	0	0	0	0
IRON	0	129,678	0	707,495	0	0	11,633	8,605
JORDAN	0	37,590	0	0	0	0	0	0
JUAB	0	4,740	0	0	0	0	0	0
KANE	0	0	0	0	0	0	0	0
MILLARD	0	64,006	0	0	0	0	0	0
MORGAN	0	5,016	0	0	0	0	0	0
NEBO	0	0	0	0	0	0	0	0
NO. SANPETE	0	0	0	0	0	0	0	0
NO. SUMMIT	0	0	0	0	0	0	0	0
PARK CITY	0	141,012	0	0	0	0	0	0
PIUTE	0	0	0	0	0	0	0	0
RICH	0	0	0	0	0	0	0	0
SAN JUAN	0	0	0	0	0	0	0	0
SEVIER	0	0	0	0	0	0	0	0
SO. SANPETE	0	0	0	0	0	0	0	0
SO. SUMMIT	0	14,906	0	0	0	0	0	0
TINTIC	0	0	0	0	0	0	0	0
TOOELE	0	0	0	0	0	0	0	0
UINTAH	0	0	0	0	0	0	0	0
WASATCH	0	505,851	0	0	0	0	0	0
WASHINGTON	0	7,566	0	0	0	0	0	0
WAYNE	0	74,453	0	0	0	0	0	0
WEBER	0	4,735,905	0	0	0	2,206	11,503	0
SALT LAKE	0	18,751	0	0	0	0	0	0
OGDEN	0	7,975	0	0	0	0	0	0
PROVO	0	0	0	0	0	0	0	0
LOGAN	0	0	0	0	0	0	0	0
MURRAY	0	68,443	0	0	0	0	0	0
TOTALS	1,520,815	7,458,099	0	707,495	0	2,206	23,136	9,657

UTAH STATE OFFICE OF EDUCATION
F4 Statewide Balance Sheet
 1994-95

TRUST FUND 71

FUND EQUITY				
	9851-8	9859	9859	
	Designations of	Unappropriated	TOTAL FUND	TOTAL LIABILITIES &
	Fund Balance	Fund Balance	EQUITY	FUND EQUITY
ALPINE	0	508,416	508,416	508,490
BEAVER	0	0	0	0
BOX ELDER	0	200,990	431,646	2,057,369
CACHE	0	93,873	93,873	93,873
CARBON	0	0	0	0
DAGGETT	0	0	0	0
DAVIS	0	347,863	347,863	355,478
DUCHESNE	0	21,703	21,703	21,703
EMERY	0	0	0	0
GARFIELD	0	0	0	0
GRAND	0	0	0	0
GRANITE	0	7,334	7,334	16,129
IRON	0	(12,398)	951,351	1,081,029
JORDAN	0	157,623	157,623	195,213
JUAB	153,553	(153,553)	177	4,917
KANE	0	0	0	0
MILLARD	0	230,419	230,419	294,425
MORGAN	0	(0)	86,654	91,670
NEBO	(1,457,155)	0	0	0
NO. SANPETE	0	0	0	0
NO. SUMMIT	0	0	0	0
PARK CITY	0	24,932	24,932	165,944
PIUTE	0	0	0	0
RICH	0	0	0	0
SAN JUAN	0	188,523	188,523	188,523
SEVIER	0	0	0	0
SO. SANPETE	0	0	0	0
SO. SUMMIT	0	0	0	14,906
TINTIC	0	0	0	0
TOOLE	0	0	0	0
UINTAH	0	0	82,493	82,493
WASATCH	0	0	0	505,851
WASHINGTON	0	69,715	69,715	77,281
WAYNE	0	0	0	74,453
WEBER	0	85,817	85,817	4,821,722
SALT LAKE	0	350,250	363,959	382,710
OGDEN	0	272,708	302,709	310,684
PROVO	0	0	0	0
LOGAN	0	0	0	0
MURRAY	0	101,424	101,424	169,867
TOTALS	(1,303,602)	2,215,973	4,056,631	11,514,730



UTAH STATE OFFICE OF EDUCATION
F4 Statewide Balance Sheet
 1994-95

AGENCY FUND 76

ASSETS										
8110 Cash in Banks and On Hand										
	8120 Investments	8131 Local	8133 State	8134 Federal	8135 Due from Other Funds	8140 Inventories	8150 Prepaid Expenditures			
ALPINE	0	0	0	0	0	0	0	0	0	0
BEAVER	0	0	0	0	0	0	0	0	0	0
BOX ELDER	0	0	0	0	0	0	0	0	0	0
CACHE	0	0	0	0	0	0	0	0	0	0
CARBON	57,988	0	0	0	0	0	0	0	0	0
DAGGETT	7,837	0	0	0	0	0	0	0	0	0
DAVIS	0	0	0	0	0	0	0	0	0	0
DUCHESNE	0	0	0	0	0	0	0	0	0	0
EMERY	526,114	0	0	0	0	0	0	0	0	0
GARFIELD	0	0	0	0	0	0	0	0	0	0
GRAND	0	0	0	0	0	0	0	0	0	0
GRANITE	0	0	0	0	0	0	0	0	0	0
IRON	0	0	0	0	0	0	0	0	0	0
JORDAN	0	0	0	0	0	0	0	0	0	0
JUAB	0	0	0	0	0	0	0	0	0	0
KANE	126,568	0	0	0	0	0	0	0	0	0
MILLARD	303,646	0	0	0	0	0	0	0	0	0
MORGAN	89,217	0	0	0	0	0	0	0	0	0
NEBO	670,175	0	0	0	0	0	0	0	0	0
NO. SANPETE	125,393	0	0	0	0	0	0	0	0	0
NO. SUMMIT	0	0	0	0	0	0	0	0	0	0
PARK CITY	0	0	0	0	0	0	0	0	0	0
PIUTE	0	0	0	0	0	0	0	0	0	0
RICH	0	0	0	0	0	0	0	0	0	0
SAN JUAN	24,738	0	0	0	0	0	0	0	0	0
SEVIER	139,029	197,980	798	13,020	0	0	0	0	0	0
SO. SANPETE	674,190	0	0	0	0	0	0	0	0	0
SO. SUMMIT	0	0	0	0	0	0	0	0	0	0
TINTIC	69,373	0	0	0	0	0	0	0	0	0
TOOELE	0	0	0	0	0	0	0	0	0	0
UINTAH	0	0	0	0	0	0	0	0	0	0
WASATCH	0	0	0	0	0	0	0	0	0	0
WASHINGTON	0	0	0	0	0	0	0	0	0	0
WAYNE	0	0	0	0	0	0	0	0	0	0
WEBER	0	0	0	29,842	0	0	0	0	0	0
SALT LAKE	6,387,332	0	0	0	0	0	0	0	0	0
OGDEN	0	0	0	0	0	0	0	0	0	0
PROVO	43,621	67,533	26,605	261,609	17,150	0	0	0	0	0
LOGAN	0	0	0	0	0	0	0	0	0	0
MURRAY	4,917	0	0	0	0	0	0	0	0	0
TOTALS	1,633,009	25,827,344	27,403	304,471	17,150	0	0	0	0	0

- 30 -



UTAH STATE OFFICE OF EDUCATION
F4 Statewide Balance Sheet
 1994-95

AGENCY FUND 76

ASSETS		8210 Land	8220 Buildings	8250 Equipment	8260 Accumulated Depreciation	8290 Other Fixed Assets	8420 Amt to be Provided for Debt Serv.	8430 Other Debits
ALPINE	8190 Other Current Assets	0	0	0	0	0	0	0
BEAVER		0	0	0	0	0	0	0
BOX ELDER		0	0	0	0	0	0	0
CACHE		0	0	0	0	0	0	0
CARBON		0	0	0	0	0	0	0
DAGGETT		0	0	0	0	0	0	0
DAVIS		0	0	0	0	0	0	0
DUCHESNE		0	0	0	0	0	0	0
EMERY		0	0	0	0	0	0	0
GARFIELD		0	0	0	0	0	0	0
GRAND		0	0	0	0	0	0	0
GRANITE		0	0	0	0	0	0	0
IRON		0	0	0	0	0	0	0
JORDAN		0	0	0	0	0	0	5,880,842
JUAB		0	0	0	0	0	0	0
KANE		0	0	0	0	0	0	0
MILLARD		0	0	0	0	0	0	0
MORGAN		0	0	0	0	0	0	0
NEBO		0	0	0	0	0	0	858,372
NO. SANPETE		0	0	0	0	0	0	0
NO. SUMMIT	79,023	0	0	0	0	0	0	0
PARK CITY		0	0	0	0	0	0	0
PIUTE		0	0	0	0	0	0	0
RICH		0	0	0	0	0	0	0
SAN JUAN		0	0	0	0	0	0	0
SEVIER		0	0	0	0	0	0	0
SO. SANPETE		0	0	0	0	0	0	0
SO. SUMMIT		0	0	0	0	0	0	0
TINTIC		0	0	0	0	0	0	0
TOOELE		0	0	0	0	0	0	609,669
UINTAH		0	0	0	0	0	0	0
WASATCH		0	0	0	0	0	0	0
WASHINGTON		0	0	0	0	0	0	0
WAYNE		0	0	0	0	0	0	0
WEBER		0	0	0	0	0	0	0
SALT LAKE		0	0	0	0	0	0	0
OGDEN		0	0	0	0	0	0	0
PROVO		0	0	0	0	0	0	0
LOGAN		0	0	0	0	0	0	0
MURRAY		0	0	0	0	0	0	0
TOTALS	79,023	0	0	0	0	0	0	7,348,883

214

BEST COPY AVAILABLE

245



UTAH STATE OFFICE OF EDUCATION
F4 Statewide Balance Sheet
 1994-95

AGENCY FUND 76

	ASSETS					LIABILITIES				
	TOTAL ASSETS	9505 Negative Cash Balance	9510 Accounts Payable	9530 Accrued Liabilities	9540 Accrued Salaries and Withholdings	9550 Due to Other Funds	9560 Deferred Revenue	9590 Other Current Liabilities		
ALPINE	14,276,669	0	0	0	0	0	14,276,669	0		
BEAVER	0	0	0	0	0	0	0	0		
BOX ELDER	0	0	0	0	0	0	0	0		
CACHE	1,829,550	0	0	0	0	0	0	0		
CARBON	57,988	0	16,116	8,010	0	0	0	33,862		
DAGGETT	7,837	0	0	0	0	0	0	7,837		
DAVIS	0	0	0	0	0	0	0	0		
DUCHESNE	0	0	0	0	0	0	0	0		
EMERY	526,114	0	0	0	0	0	0	526,114		
GARFIELD	0	0	0	0	0	0	0	0		
GRAND	0	0	0	0	0	0	0	0		
GRANITE	0	0	0	0	0	0	0	0		
IRON	0	0	0	0	0	0	0	0		
JORDAN	5,880,842	0	0	0	0	0	0	0		
JUAB	126,568	0	0	0	0	0	0	0		
KANE	303,646	0	0	51,163	0	252,483	0	0		
MILLARD	89,217	0	89,217	0	0	0	0	0		
MORGAN	0	0	0	0	0	0	0	0		
NEBO	1,528,547	0	0	0	0	0	0	1,528,547		
NO. SANPETE	125,393	0	0	0	0	0	0	125,393		
NO. SUMMIT	79,023	0	0	0	0	0	0	0		
PARK CITY	0	0	0	0	0	0	0	0		
PIUTE	0	0	0	0	0	0	0	0		
RICH	0	0	0	0	0	0	0	0		
SAN JUAN	282,839	0	0	0	0	282,839	0	0		
SEVIER	1,025,017	0	0	0	0	0	0	1,025,017		
SO. SANPETE	0	0	0	0	0	0	0	0		
SO. SUMMIT	0	0	0	0	0	0	0	0		
TINTIC	69,373	0	0	0	0	69,373	0	0		
TOOELE	609,669	0	0	609,669	0	0	0	0		
UINTAH	0	0	0	0	0	0	0	0		
WASATCH	0	0	0	0	0	0	0	0		
WASHINGTON	0	0	0	0	0	0	0	0		
WAYNE	0	0	0	0	0	0	0	0		
WEBER	29,842	29,842	0	0	0	0	0	0		
SALT LAKE	6,387,332	0	0	0	0	0	0	0		
OGDEN	0	0	0	0	0	0	0	0		
PROVO	819,089	264,705	39,736	0	0	0	0	0		
LOGAN	0	0	0	0	0	0	0	0		
MURRAY	1,448,241	0	0	0	0	0	2,000	53,010		
TOTALS	35,502,796	294,547	145,069	668,842	0	604,695	14,278,669	3,299,780		



UTAH STATE OFFICE OF EDUCATION
F4 Statewide Balance Sheet
 1994-95

AGENCY FUND 76

	FUND EQUITY							
	9600 Long-Term Liabilities	TOTAL LIABILITIES	9810 Contributed Capital	9820 Investment in Gen Fixed Assets	9830 Retained Earnings	9840 Reserved - Other	9841 Reserved for Encumbrances	9842 Reserved for Inventories
ALPINE	0	14,276,669	0	0	0	0	0	0
BEAVER	0	0	0	0	0	0	0	0
BOX ELDER	0	0	0	0	0	0	0	0
CACHE	1,829,550	1,829,550	0	0	0	0	0	0
CARBON	0	57,988	0	0	0	0	0	0
DAGGETT	0	7,837	0	0	0	0	0	0
DAVIS	0	0	0	0	0	0	0	0
DUCHESNE	0	0	0	0	0	0	0	0
EMERY	0	526,114	0	0	0	0	0	0
GARFIELD	0	0	0	0	0	0	0	0
GRAND	0	0	0	0	0	0	0	0
GRANITE	0	0	0	0	0	0	0	0
IRON	0	0	0	0	0	0	0	0
JORDAN	5,880,842	5,880,842	0	0	0	0	0	0
JUAB	126,568	126,568	0	0	0	0	0	0
KANE	0	303,646	0	0	0	0	0	0
MILLARD	0	89,217	0	0	0	0	0	0
MORGAN	0	0	0	0	0	0	0	0
NEBO	0	1,528,547	0	0	0	0	0	0
NO. SANPETE	0	125,393	0	0	0	0	0	0
NO. SUMMIT	79,023	79,023	0	0	0	0	0	0
PARK CITY	0	0	0	0	0	0	0	0
PIUTE	0	0	0	0	0	0	0	0
RICH	0	0	0	0	0	0	0	0
SAN JUAN	0	282,839	0	0	0	0	0	0
SEVIER	0	1,025,017	0	0	0	0	0	0
SO. SANPETE	0	0	0	0	0	0	0	0
SO. SUMMIT	0	0	0	0	0	0	0	0
TINTIC	0	69,373	0	0	0	0	0	0
TOOELE	0	609,669	0	0	0	0	0	0
UINTAH	0	0	0	0	0	0	0	0
WASATCH	0	0	0	0	0	0	0	0
WASHINGTON	0	0	0	0	0	0	0	0
WAYNE	0	0	0	0	0	0	0	0
WEBER	0	29,842	0	0	0	0	0	0
SALT LAKE	6,387,332	6,387,332	0	0	0	0	0	0
OGDEN	0	0	0	0	0	0	0	0
PROVO	514,648	819,089	0	0	0	0	0	0
LOGAN	0	0	0	0	0	0	0	0
MURRAY	1,393,231	1,448,241	0	0	0	0	0	0
TOTALS	16,211,194	35,502,796	0	0	0	0	0	0



UTAH STATE OFFICE OF EDUCATION
F4 Statewide Balance Sheet
 1994-95

AGENCY FUND 76

FUND EQUITY

	TOTAL FUND EQUITY	TOTAL LIABILITIES & FUND EQUITY
ALPINE	0	14,276,669
BEAVER	0	0
BOX ELDER	0	0
CACHE	0	1,829,550
CARBON	0	57,988
DAGGETT	0	7,837
DAVIS	0	0
DUCHESNE	0	0
EMERY	0	526,114
GARFIELD	0	0
GRAND	0	0
GRANITE	0	0
IRON	0	0
JORDAN	0	5,880,842
JUAB	0	126,568
KANE	0	303,646
MILLARD	0	89,217
MORGAN	0	0
NEBO	0	1,528,547
NO. SANPETE	0	125,393
NO. SUMMIT	0	79,023
PARK CITY	0	0
PIUTE	0	0
RICH	0	0
SAN JUAN	0	282,839
SEVIER	0	1,025,017
SO. SANPETE	0	0
SO. SUMMIT	0	0
TINTIC	0	69,373
TOOELE	0	609,669
UINTAH	0	0
WASATCH	0	0
WASHINGTON	0	0
WAYNE	0	0
WEBER	0	29,842
SALT LAKE	0	6,387,332
OGDEN	0	0
PROVO	0	819,089
LOGAN	0	0
MURRAY	0	1,448,241
TOTALS	0	35,502,796



UTAH STATE OFFICE OF EDUCATION
F4 Statewide Balance Sheet
 1994-95

STUDENT ACTIVITIES FUND 77

ASSETS	STUDENT ACTIVITIES FUND 77							8150 Prepaid Expenditures
	8110 Cash in Banks and On Hand	8120 Investments	8131 Local	8133 State	8134 Federal	8135 Due from Other Funds	8140 Inventories	
ALPINE	0	4,049,032	0	0	0	0	0	0
BEAVER	0	0	0	0	0	0	0	0
BOX ELDER	0	0	0	0	0	0	0	0
CACHE	451,236	173,643	0	0	0	0	0	0
CARBON	188,149	89,138	0	0	0	0	8,660	0
DAGGETT	7,956	0	0	0	0	0	0	0
DAVIS	0	0	0	0	0	0	0	0
DUCHESNE	396,016	0	0	0	0	0	0	0
EMERY	247,110	526,114	0	0	0	0	0	0
GARFIELD	0	41,394	0	0	0	0	0	0
GRAND	49,814	0	0	0	0	0	0	0
GRANITE	0	0	0	0	0	0	0	0
IRON	0	0	0	0	0	0	0	0
JORDAN	2,295,134	0	0	0	0	0	0	0
JUAB	70,510	0	0	0	0	0	0	0
KANE	0	0	0	0	0	0	0	0
MILLARD	175,325	0	0	0	0	0	0	0
MORGAN	16,897	0	0	0	0	0	0	0
NEBO	0	0	0	0	0	0	0	0
NO. SANPETE	109,145	0	0	0	0	0	0	0
NO. SUMMIT	38,224	0	0	0	0	0	0	0
PARK CITY	107,163	0	0	0	0	0	0	0
PIUTE	28,611	0	0	0	0	0	0	0
RICH	0	0	0	0	0	0	0	0
SAN JUAN	116,110	6,066	0	0	0	0	0	0
SEVIER	174,054	0	0	0	0	0	0	0
SO. SANPETE	0	0	0	0	0	0	0	0
SO. SUMMIT	23,747	7,162	0	0	0	0	0	0
TINTIC	0	0	0	0	0	0	0	0
TOOLE	268,983	15,000	0	0	0	0	0	0
UINTAH	160,209	0	0	0	0	0	0	0
WASATCH	0	0	0	0	0	0	0	0
WASHINGTON	571,495	0	0	0	0	0	0	0
WAYNE	34,704	0	0	0	0	0	0	0
WEBER	0	0	0	0	0	0	0	0
SALT LAKE	499,942	0	0	0	0	448,121	0	0
OGDEN	0	0	0	0	0	0	0	0
PROVO	248,053	0	0	0	0	0	0	0
LOGAN	100,936	1,634,063	4,305	0	0	12,010	0	0
MURRAY	89,895	376,808	0	0	0	0	0	0
TOTALS	6,469,419	6,918,420	4,305	0	0	460,131	8,660	0



UTAH STATE OFFICE OF EDUCATION
F4 Statewide Balance Sheet
 1994-95

STUDENT ACTIVITIES FUND 77

	ASSETS						8260 Accumulated Depreciation	8290 Other Fixed Assets	8420 Amt to be Provided for Debt Serv.	8430 Other Debits
	8190 Other Current Assets	8210 Land	8220 Buildings	8250 Equipment	8260	8290 Other Fixed Assets				
ALPINE	0	0	0	0	0	0	0	0	0	0
BEAVER	0	0	0	0	0	0	0	0	0	0
BOX ELDER	0	0	0	0	0	0	0	0	0	0
CACHE	0	0	0	0	0	0	0	0	0	0
CARBON	0	0	0	0	0	0	0	0	0	0
DAGGETT	0	0	0	0	0	0	0	0	0	0
DAVIS	0	0	0	0	0	0	0	0	0	0
DUCHESNE	0	0	0	0	0	0	0	0	0	0
EMERY	0	0	0	0	0	0	0	0	0	0
GARFIELD	0	0	0	0	0	0	0	0	0	0
GRAND	0	0	0	0	0	0	0	0	0	0
GRANITE	0	0	0	0	0	0	0	0	0	0
IRON	0	0	0	0	0	0	0	0	0	0
JORDAN	0	0	0	0	0	0	0	0	0	0
JUAB	0	0	0	0	0	0	0	0	0	0
KANE	0	0	0	0	0	0	0	0	0	0
MILLARD	0	0	0	0	0	0	0	0	0	0
MORGAN	0	0	0	0	0	0	0	0	0	0
NEBO	0	0	0	0	0	0	0	0	0	0
NO. SANPETE	0	0	0	0	0	0	0	0	0	0
'NO. SUMMIT	0	0	0	0	0	0	0	0	0	0
PARK CITY	0	0	0	0	0	0	0	0	0	0
PIUTE	0	0	0	0	0	0	0	0	0	0
RICH	0	0	0	0	0	0	0	0	0	0
SAN JUAN	0	0	0	0	0	0	0	0	0	0
SEVIER	0	0	0	0	0	0	0	0	0	0
SO. SANPETE	0	0	0	0	0	0	0	0	0	0
SO. SUMMIT	0	0	0	0	0	0	0	0	0	0
TINTIC	0	0	0	0	0	0	0	0	0	0
TOOELE	0	0	0	0	0	0	0	0	0	0
UINTAH	0	0	0	0	0	0	0	0	0	0
WASATCH	0	0	0	0	0	0	0	0	0	0
WASHINGTON	0	0	0	0	0	0	0	0	0	0
WAYNE	0	0	0	0	0	0	0	0	0	0
WEBER	0	0	0	0	0	0	0	0	0	0
SALT LAKE	0	0	0	0	0	0	0	0	0	0
OGDEN	0	0	0	0	0	0	0	0	0	0
PROVO	0	0	0	0	0	0	0	0	0	0
LOGAN	0	0	0	0	0	0	0	0	0	0
MURRAY	0	0	0	0	0	0	0	0	0	0
TOTALS	0	0	0	0	0	0	0	0	0	0

UTAH STATE OFFICE OF EDUCATION
F4 Statewide Balance Sheet
 1994-95

STUDENT ACTIVITIES FUND 77

	ASSETS				LIABILITIES				9590 Other Current Liabilities
	TOTAL ASSETS	9505 Negative Cash Balance	9510 Accounts Payable	9530 Accrued Liabilities	9540 Accrued Salaries and Withholdings	9550 Due to Other Funds	9560 Deferred Revenue		
ALPINE	4,049,032	0	0	0	0	389,770	0	3,659,262	
BEAVER	0	0	0	0	0	0	0	0	
BOX ELDER	0	0	0	0	0	0	0	0	
CACHE	624,880	0	0	0	0	0	0	624,880	
CARBON	285,947	0	0	0	0	0	0	285,947	
DAGGETT	7,956	0	0	0	0	0	0	7,956	
DAVIS	0	0	0	0	0	0	0	0	
DUCHESNE	396,016	0	0	0	0	0	0	396,016	
EMERY	773,224	0	0	0	0	0	0	773,224	
GARFIELD	41,394	0	0	0	0	0	0	41,394	
GRAND	49,814	0	0	0	0	0	0	49,814	
GRANITE	0	0	0	0	0	0	0	0	
IRON	0	0	0	0	0	0	0	0	
JORDAN	2,295,134	0	0	0	0	0	0	2,295,134	
JUAB	70,510	0	0	0	0	70,510	0	0	
KANE	0	0	0	0	0	0	0	0	
MILLARD	175,325	0	0	0	175,325	0	0	0	
MORGAN	16,897	0	0	0	0	16,897	0	0	
NEBO	0	0	0	0	0	0	0	0	
NO. SANPETE	109,145	0	0	0	0	0	0	109,145	
NO. SUMMIT	38,224	0	38,224	0	0	0	0	0	
PARK CITY	107,163	0	0	0	0	0	0	107,163	
PIUTE	28,611	0	0	0	0	0	0	28,611	
RICH	0	0	0	0	0	0	0	0	
SAN JUAN	122,176	0	0	0	122,176	0	0	0	
SEVIER	174,054	0	0	0	0	0	0	174,054	
SO. SANPETE	0	0	0	0	0	0	0	0	
SO. SUMMIT	30,909	0	0	0	0	0	0	30,909	
TINTIC	0	0	0	0	0	0	0	0	
TOOELE	283,983	0	0	0	283,983	0	0	0	
UINTAH	160,209	0	0	0	0	0	0	160,209	
WASATCH	0	0	0	0	0	0	0	0	
WASHINGTON	571,495	0	0	0	571,495	0	0	0	
WAYNE	34,704	0	0	0	0	0	0	34,704	
WEBER	0	0	0	0	0	0	0	0	
SALT LAKE	948,063	0	0	0	0	0	0	948,063	
OGDEN	0	0	0	0	0	0	0	0	
PROVO	248,053	0	0	0	0	0	0	248,053	
LOGAN	1,751,314	0	22,836	0	0	0	0	1,774,150	
MURRAY	466,703	0	0	0	0	0	0	466,703	
TOTALS	13,860,935	0	61,060	0	1,550,649	87,407	0	8,093,655	

256

257

BEST COPY AVAILABLE

UTAH STATE OFFICE OF EDUCATION
F4 Statewide Balance Sheet
 1994-95

STUDENT ACTIVITIES FUND 77

	FUND EQUITY							
	9600 Long-Term Liabilities	TOTAL LIABILITIES	9810 Contributed Capital	9820 Investment in Gen Fixed Assets	9830 Retained Earnings	9840 Reserved - Other	9841 Reserved for Encumbrances	9842 Reserved for Inventories
ALPINE	0	4,049,032	0	0	0	0	0	0
BEAVER	0	0	0	0	0	0	0	0
BOX ELDER	0	0	0	0	0	0	0	0
CACHE	0	624,880	0	0	0	0	0	0
CARBON	0	285,947	0	0	0	0	0	0
DAGGETT	0	7,956	0	0	0	0	0	0
DAVIS	0	0	0	0	0	0	0	0
DUCHESNE	0	396,016	0	0	0	0	0	0
EMERY	0	773,224	0	0	0	41,394	0	0
GARFIELD	0	0	0	0	0	0	0	0
GRAND	0	49,814	0	0	0	0	0	0
GRANITE	0	0	0	0	0	0	0	0
IRON	0	0	0	0	0	0	0	0
JORDAN	0	0	0	0	0	0	0	0
JUAB	0	70,510	0	0	0	2,295,134	0	0
KANE	0	0	0	0	0	0	0	0
MILLARD	0	175,325	0	0	0	0	0	0
MORGAN	0	16,897	0	0	0	0	0	0
NEBO	0	0	0	0	0	0	0	0
NO. SANPETE	0	109,145	0	0	0	0	0	0
NO. SUMMIT	0	38,224	0	0	0	0	0	0
PARK CITY	0	107,163	0	0	0	0	0	0
PIUTE	0	0	0	0	0	28,611	0	0
RICH	0	0	0	0	0	0	0	0
SAN JUAN	0	122,176	0	0	0	0	0	0
SEVIER	0	174,054	0	0	0	0	0	0
SO. SANPETE	0	0	0	0	0	0	0	0
SO. SUMMIT	0	0	0	0	0	30,909	0	0
TINTIC	0	0	0	0	0	0	0	0
TOOELE	0	283,983	0	0	0	0	0	0
UINTAH	0	160,209	0	0	0	0	0	0
WASATCH	0	0	0	0	0	0	0	0
WASHINGTON	0	571,495	0	0	0	0	0	0
WAYNE	0	34,704	0	0	0	0	0	0
WEBER	0	0	0	0	0	0	0	0
SALT LAKE	0	948,063	0	0	0	0	0	0
OGDEN	0	0	0	0	0	0	0	0
PROVO	248,053	248,053	0	0	0	0	0	0
LOGAN	1,424,063	1,751,314	0	0	0	0	0	0
MURRAY	0	466,703	0	0	0	0	0	0
TOTALS	1,672,116	11,464,887	0	0	0	2,396,048	0	0

UTAH STATE OFFICE OF EDUCATION
F4 Statewide Balance Sheet
 1994-95

STUDENT ACTIVITIES FUND 77

FUND EQUITY		TOTAL LIABILITIES & FUND EQUITY	
TOTAL FUND EQUITY		TOTAL FUND EQUITY	
ALPINE	0	4,049,032	
BEAVER	0	0	
BOX ELDER	0	0	
CACHE	0	624,880	
CARBON	0	285,947	
DAGGETT	0	7,956	
DAVIS	0	0	
DUCHESNE	0	396,016	
EMERY	0	773,224	
GARFIELD	41,394	41,394	
GRAND	0	49,814	
GRANITE	0	0	
IRON	0	0	
JORDAN	2,295,134	2,295,134	
JUAB	0	70,510	
KANE	0	0	
MILLARD	0	175,325	
MORGAN	0	16,897	
NEBO	0	0	
NO. SANPETE	0	109,145	
NO. SUMMIT	0	38,224	
PARK CITY	0	107,163	
PIUTE	28,611	28,611	
RICH	0	0	
SAN JUAN	0	122,176	
SEVIER	0	174,054	
SO. SANPETE	0	0	
SO. SUMMIT	30,909	30,909	
TINTIC	0	0	
TOOELE	0	283,983	
UINTAH	0	160,209	
WASATCH	0	0	
WASHINGTON	0	571,495	
WAYNE	0	34,704	
WEBER	0	0	
SALT LAKE	0	948,063	
OGDEN	0	0	
PROVO	0	248,053	
LOGAN	0	1,751,314	
MURRAY	0	466,703	
TOTALS	2,396,048	13,860,935	



UTAH STATE OFFICE OF EDUCATION
F4 Statewide Balance Sheet
 1994-95

GEN. FIXED ASSETS FUND 80

ASSETS		8110 Cash in Banks and On Hand	8120 Investments	8131 Local	8133 State	8134 Federal	8135 Due from Other Funds	8140 Inventories	8150 Prepaid Expenditures
ALPINE		0	0	0	0	0	0	0	0
BEAVER		0	0	0	0	0	0	0	0
BOX ELDER		0	0	0	0	0	0	0	0
CACHE		0	0	0	0	0	0	0	0
CARBON		0	0	0	0	0	0	0	0
DAGGETT		0	0	0	0	0	0	0	0
DAVIS		0	0	0	0	0	0	0	0
DUCHESNE		0	0	0	0	0	0	0	0
EMERY		0	0	0	0	0	0	0	0
GARFIELD		0	0	0	0	0	0	0	0
GRAND		0	0	0	0	0	0	0	0
GRANITE		0	0	0	0	0	0	0	0
IRON		0	0	0	0	0	0	0	0
JORDAN		0	0	0	0	0	0	0	0
JUAB		0	0	0	0	0	0	0	0
KANE		0	0	0	0	0	0	0	0
MILLARD		0	0	0	0	0	0	0	0
MORGAN		0	0	0	0	0	0	0	0
NEBO		0	0	0	0	0	0	0	0
NO. SANPETE		0	0	0	0	0	0	0	0
NO. SUMMIT		0	0	0	0	0	0	0	0
PARK CITY		0	0	0	0	0	0	0	0
PIUTE		0	0	0	0	0	0	0	0
RICH		0	0	0	0	0	0	0	0
SAN JUAN		0	0	0	0	0	0	0	0
SEVIER		0	0	0	0	0	0	0	0
SO. SANPETE		0	0	0	0	0	0	0	0
SO. SUMMIT		0	0	0	0	0	0	0	0
TINTIC		0	0	0	0	0	0	0	0
TOOELE		0	0	0	0	0	0	0	0
UINTAH		0	0	0	0	0	0	0	0
WASATCH		0	0	0	0	0	0	0	0
WASHINGTON		0	0	0	0	0	0	0	0
WAYNE		0	0	0	0	0	0	0	0
WEBER		0	0	0	0	0	0	0	0
SALT LAKE		0	0	0	0	0	0	0	0
OGDEN		0	0	0	0	0	0	0	0
PROVO		0	0	0	0	0	0	0	0
LOGAN		0	0	0	0	0	0	0	0
MURRAY		0	0	0	0	0	0	0	0
TOTALS		0	0	0	0	0	0	0	0



UTAH STATE OFFICE OF EDUCATION
F4 Statewide Balance Sheet
 1994-95

GEN. FIXED ASSETS FUND 80

	ASSETS					8260 Accumulated Depreciation	8290 Other Fixed Assets	8420 Amt to be Provided for Debt Serv.	8430 Other Debits
	8190 Other Current Assets	8210 Land	8220 Buildings	8250 Equipment	8260				
ALPINE	0	13,244,421	164,766,444	32,985,400	0	0	0	0	
BEAVER	0	692,477	14,799,235	1,855,623	0	524,997	0	0	
BOX ELDER	0	2,698,555	43,082,446	11,957,254	0	13,258,860	0	0	
CACHE	0	1,780,517	52,718,584	13,305,924	0	0	0	0	
CARBON	0	3,853,468	29,928,350	10,246,480	0	0	0	0	
DAGGETT	0	221,426	3,672,742	1,057,046	0	0	0	0	
DAVIS	0	22,287,073	248,237,348	30,306,755	0	13,998,548	0	0	
DUCHESNE	0	1,940,891	33,718,068	8,804,496	0	6,662	0	0	
EMERY	0	2,839,336	41,157,443	4,417,787	0	1,896,324	0	0	
GARFIELD	0	410,393	12,008,532	1,732,538	0	0	0	0	
GRAND	0	1,396,443	7,332,797	3,178,746	0	0	0	0	
GRANITE	0	14,508,440	216,644,318	88,389,626	0	36,221	0	0	
IRON	0	3,260,860	23,997,500	10,301,983	0	0	0	0	
JORDAN	0	29,162,370	323,053,058	45,229,561	(112,915,071)	9,717,573	0	0	
JUAB	0	196,950	10,377,877	2,733,548	0	0	0	0	
KANE	0	1,245,321	12,217,480	3,404,606	0	0	0	0	
MILLARD	0	2,901,491	44,708,105	8,139,500	0	0	0	0	
MORGAN	0	0	0	0	0	0	0	0	
NEBO	0	6,538,737	74,883,165	15,544,381	0	0	0	0	
NO. SANPETE	0	919,717	20,276,228	3,353,732	0	0	0	0	
NO. SUMMIT	0	910,924	8,888,749	2,260,252	0	0	0	0	
PARK CITY	0	3,393,415	30,190,930	5,137,097	0	429,204	0	0	
PIUTE	0	0	2,860,029	1,227,971	0	0	0	0	
RICH	0	97,060	6,142,361	1,742,683	0	0	0	0	
SAN JUAN	0	352,589	39,313,893	8,468,964	0	0	0	0	
SEVIER	0	2,930,087	23,024,363	11,132,508	0	1,101,513	0	0	
SO. SANPETE	0	1,622,076	17,414,431	2,562,679	0	1,536,768	0	0	
SO. SUMMIT	0	938,204	18,103,056	1,643,420	0	0	0	0	
TINTIC	0	0	7,141,946	1,134,966	0	0	0	0	
TOOELE	0	1,929,737	38,700,342	8,653,116	3,980,743	0	0	0	
UINTAH	0	3,729,716	38,170,208	12,816,339	0	1,140,759	0	0	
WASATCH	0	615,713	10,474,755	5,225,224	0	0	0	0	
WASHINGTON	0	12,839,385	90,743,277	22,635,787	0	0	0	0	
WAYNE	0	64,583	4,612,011	1,649,736	0	0	0	0	
WEBER	0	2,970,593	122,381,468	27,416,754	0	0	0	0	
SALT LAKE	0	19,459,318	200,305,765	27,646,829	0	0	0	0	
OGDEN	0	1,423,663	49,408,655	7,247,727	0	808,403	0	0	
PROVO	0	5,524,526	56,568,511	20,888,910	0	0	0	0	
LOGAN	0	2,739,772	28,484,772	3,050,611	0	0	0	0	
MURRAY	0	2,907,476	30,064,524	8,043,838	0	0	0	0	
TOTALS	0	174,547,723	2,200,573,766	477,530,397	(108,934,328)	58,392,914	0	0	



UTAH STATE OFFICE OF EDUCATION
F4 Statewide Balance Sheet
 1994-95

GEN. FIXED ASSETS FUND 80

	ASSETS		LIABILITIES					9550 Due to Other Funds		9560 Deferred Revenue	9590 Other Current Liabilities
	TOTAL ASSETS	9505 Negative Cash Balance	9510 Accounts Payable	9530 Accrued Liabilities	9540 Accrued Salaries and Withholdings						
ALPINE	210,996,265	0	0	0	0	0	0	0	0	0	
BEAVER	17,872,332	0	0	0	0	0	0	0	0	0	
BOX ELDER	70,997,115	0	0	0	0	0	0	0	0	0	
CACHE	67,805,025	0	0	0	0	0	0	0	0	0	
CARBON	44,028,298	0	0	0	0	0	0	0	0	0	
DAGGETT	4,951,214	0	0	0	0	0	0	0	0	0	
DAVIS	314,829,724	0	0	0	0	0	0	0	0	0	
DUCHESNE	44,470,117	0	0	0	0	0	0	0	0	0	
EMERY	50,310,890	0	0	0	0	0	0	0	0	0	
GARFIELD	14,151,463	0	0	0	0	0	0	0	0	0	
GRAND	11,907,986	0	0	0	0	0	0	0	0	0	
GRANITE	319,578,605	0	0	0	0	0	0	0	0	0	
IRON	37,560,343	0	0	0	0	0	0	0	0	0	
JORDAN	294,247,491	0	0	0	0	0	0	0	0	0	
JUAB	13,308,375	0	0	0	0	0	0	0	0	0	
KANE	16,867,407	0	0	0	0	0	0	0	0	0	
MILLARD	56,262,227	0	0	0	0	0	0	0	0	0	
MORGAN	13,402,991	0	0	0	0	0	0	0	0	0	
NEBO	96,987,244	0	0	0	0	0	0	0	0	0	
NO. SANPETE	24,549,677	0	0	0	0	0	0	0	0	0	
NO. SUMMIT	12,059,925	0	0	0	0	0	0	0	0	0	
PARK CITY	39,150,646	0	0	0	0	0	0	0	0	0	
PIUTE	4,088,000	0	0	0	0	0	0	0	0	0	
RICH	7,982,104	0	0	0	0	0	0	0	0	0	
SAN JUAN	48,135,446	0	0	0	0	0	0	0	0	0	
SEVIER	38,188,471	0	0	0	0	0	0	0	0	0	
SO. SANPETE	23,135,954	0	0	0	0	0	0	0	0	0	
SO. SUMMIT	20,684,680	0	0	0	0	0	0	0	0	0	
TINTIC	8,276,912	0	0	0	0	0	0	0	0	0	
TOOELE	53,263,938	0	0	0	0	0	0	0	0	0	
UINTAH	55,857,022	0	0	0	0	0	0	0	0	0	
WASATCH	16,315,692	0	0	0	0	0	0	0	0	0	
WASHINGTON	126,218,449	0	0	0	0	0	0	0	0	0	
WAYNE	6,326,330	0	0	0	0	0	0	0	0	0	
WEBER	152,768,815	0	0	0	0	0	0	0	0	0	
SALT LAKE	247,411,912	0	0	0	0	0	0	0	0	0	
OGDEN	58,888,448	0	0	0	0	0	0	0	0	0	
PROVO	82,981,947	0	0	0	0	0	0	0	0	0	
LOGAN	34,275,155	0	0	0	0	0	0	0	0	0	
MURRAY	41,015,838	0	0	0	0	0	0	0	0	0	
TOTALS	2,802,110,473	0	0	0	0	0	0	0	0	0	

UTAH STATE OFFICE OF EDUCATION
F4 Statewide Balance Sheet
 1994-95

GEN. FIXED ASSETS FUND 80

	LIABILITIES				FUND EQUITY		TOTAL LIABILITIES & FUND EQUITY
	9600 Long-Term Liabilities	TOTAL LIABILITIES	9810 Contributed Capital	9820 Investment in Gen Fixed Assets	TOTAL FUND EQUITY	TOTAL LIABILITIES & FUND EQUITY	
ALPINE	0	0	0	210,996,265	210,996,265	210,996,265	
BEAVER	0	0	0	17,872,332	17,872,332	17,872,332	
BOX ELDER	0	0	0	70,997,115	70,997,115	70,997,115	
CACHE	0	0	0	67,805,025	67,805,025	67,805,025	
CARBON	0	0	0	44,028,298	44,028,298	44,028,298	
DAGGETT	0	0	0	4,951,214	4,951,214	4,951,214	
DAVIS	0	0	0	314,829,724	314,829,724	314,829,724	
DUCHESNE	0	0	0	44,470,117	44,470,117	44,470,117	
EMERY	0	0	0	50,310,890	50,310,890	50,310,890	
GARFIELD	0	0	0	14,151,463	14,151,463	14,151,463	
GRAND	0	0	0	11,907,986	11,907,986	11,907,986	
GRANITE	0	0	0	319,578,605	319,578,605	319,578,605	
IRON	0	0	0	37,560,343	37,560,343	37,560,343	
JORDAN	0	0	0	294,247,491	294,247,491	294,247,491	
JUAB	0	0	0	13,308,375	13,308,375	13,308,375	
KANE	0	0	0	16,867,407	16,867,407	16,867,407	
MILLARD	0	0	0	56,262,227	56,262,227	56,262,227	
MORGAN	0	0	0	13,402,991	13,402,991	13,402,991	
NEBO	0	0	0	96,987,244	96,987,244	96,987,244	
NO. SANPETE	0	0	0	24,549,677	24,549,677	24,549,677	
NO. SUMMIT	0	0	0	12,059,925	12,059,925	12,059,925	
PARK CITY	0	0	0	39,150,646	39,150,646	39,150,646	
PIUTE	0	0	0	4,088,000	4,088,000	4,088,000	
RICH	0	0	0	7,982,104	7,982,104	7,982,104	
SAN JUAN	0	0	0	48,135,446	48,135,446	48,135,446	
SEVIER	0	0	0	38,188,471	38,188,471	38,188,471	
SO. SANPETE	0	0	0	23,135,954	23,135,954	23,135,954	
SO. SUMMIT	0	0	0	20,684,680	20,684,680	20,684,680	
TINTIC	0	0	0	8,276,912	8,276,912	8,276,912	
TOOELE	0	0	0	53,263,938	53,263,938	53,263,938	
UINTAH	0	0	0	55,857,022	55,857,022	55,857,022	
WASATCH	0	0	0	16,315,692	16,315,692	16,315,692	
WASHINGTON	0	0	0	126,218,449	126,218,449	126,218,449	
WAYNE	0	0	0	6,326,330	6,326,330	6,326,330	
WEBER	0	0	0	152,768,815	152,768,815	152,768,815	
SALT LAKE	0	0	0	247,411,912	247,411,912	247,411,912	
OGDEN	0	0	0	58,888,448	58,888,448	58,888,448	
PROVO	0	0	0	82,981,947	82,981,947	82,981,947	
LOGAN	0	0	0	34,275,155	34,275,155	34,275,155	
MURRAY	0	0	0	41,015,838	41,015,838	41,015,838	
TOTALS	0	0	0	2,802,110,473	2,802,110,473	2,802,110,473	

JUST COPY AVAILABLE



UTAH STATE OFFICE OF EDUCATION
F4 Statewide Balance Sheet
 1994-95

GEN. LONG- TERM DEBT FUND 90

ASSETS	8120 Investments	8131 Local	8133 State	8134 Federal	8135 Due from Other Funds	8140 Inventories	8150 Prepaid Expenditures
8110 Cash In Banks and On Hand	0	0	0	0	0	0	0
ALPINE	0	0	0	0	0	0	0
BEAVER	0	0	0	0	0	0	0
BOX ELDER	0	0	0	0	0	0	0
CACHE	0	0	0	0	0	0	0
CARBON	0	0	0	0	0	0	0
DAGGETT	0	0	0	0	0	0	0
DAVIS	0	0	0	0	0	0	0
DUCHESNE	0	0	0	0	0	0	0
EMERY	0	0	0	0	0	0	0
GARFIELD	0	0	0	0	0	0	0
GRAND	0	0	0	0	0	0	0
GRANITE	0	0	0	0	0	0	0
IRON	0	0	0	0	0	0	0
JORDAN	0	0	0	0	0	0	0
JUAB	0	0	0	0	0	0	0
KANE	0	0	0	0	0	0	0
MILLARD	0	0	0	0	0	0	0
MORGAN	0	0	0	0	0	0	0
NEBO	0	0	0	0	0	0	0
NO. SANPETE	0	0	0	0	0	0	0
NO. SUMMIT	0	0	0	0	0	0	0
PARK CITY	0	0	0	0	0	0	0
PIUTE	0	0	0	0	0	0	0
RICH	0	0	0	0	0	0	0
SAN JUAN	0	0	0	0	0	0	0
SEVIER	0	0	0	0	0	0	0
SO. SANPETE	0	0	0	0	0	0	0
SO. SUMMIT	0	0	0	0	0	0	0
TINTIC	0	0	0	0	0	0	0
TOOELE	0	0	0	0	0	0	0
UINTAH	0	0	0	0	0	0	0
WASATCH	0	0	0	0	0	0	0
WASHINGTON	0	0	0	0	0	0	0
WAYNE	0	0	0	0	0	0	0
WEBER	0	0	0	0	0	0	0
SALT LAKE	0	0	0	0	0	0	0
OGDEN	0	0	0	0	0	0	0
PROVO	0	0	0	0	0	0	0
LOGAN	0	0	0	0	0	0	0
MURRAY	0	0	0	0	0	0	0
TOTALS	0	0	0	0	0	0	0

- 4 -



UTAH STATE OFFICE OF EDUCATION
 F4 Statewide Balance Sheet
 1994-95

GEN. LONG- TERM DEBT FUND 90

ASSETS									
	8190 Other	8210 Land	8220 Buildings	8250 Equipment	8260	8290 Other Fixed	8420 Amt to be	8430 Other Debits	
	Current Assets				Accumulated	Assets	Provided for Debt		
					Depreciation		Serv.		
ALPINE	0	0	0	0	0	0	125,987,338	2,750,696	0
BEAVER	0	0	0	0	0	0	9,750,297	216,182	0
BOX ELDER	0	0	0	0	0	0	35,614,741	0	0
CACHE	0	0	0	0	0	0	30,618,220	0	0
CARBON	0	0	0	0	0	0	11,781,672	0	0
DAGGETT	0	0	0	0	0	0	1,940,000	0	0
DAVIS	0	0	0	0	0	0	147,475,763	0	0
DUCHESNE	0	0	0	0	0	0	2,526,412	0	0
EMERY	0	0	0	0	0	0	1,469,221	0	0
GARFIELD	0	0	0	0	0	0	4,463,136	233,207	0
GRAND	0	0	0	0	0	0	0	0	0
GRANITE	0	0	0	0	0	0	12,231,050	470,659	0
IRON	0	0	0	0	0	0	58,200,523	0	0
JORDAN	0	0	0	0	0	0	125,345,243	888,731	0
JUAB	0	0	0	0	0	0	2,004,379	0	0
KANE	0	0	0	0	0	0	2,989,572	38,368	0
MILLARD	0	0	0	0	0	0	20,601,415	0	0
MORGAN	0	0	0	0	0	0	4,844,070	0	0
NEBO	0	0	0	0	0	0	46,607,536	0	0
NO. SANPETE	0	0	0	0	0	0	8,180,260	51,541	0
NO. SUMMIT	0	0	0	0	0	0	2,083,595	0	0
PARK CITY	0	0	0	0	0	0	18,744,052	325,948	0
PIUTE	0	0	0	0	0	0	757,591	16,493	0
RICH	0	0	0	0	0	0	2,562,628	0	0
SAN JUAN	0	0	0	0	0	0	2,957,488	0	0
SEVIER	0	0	0	0	0	0	9,476,134	0	0
SO. SANPETE	0	0	0	0	0	0	120,713	2,208,554	0
SO. SUMMIT	0	0	0	0	0	0	4,145,000	153,764	0
TINTIC	0	0	0	0	0	0	1,065,000	108,486	0
TOOELE	0	0	0	0	0	0	11,990,000	0	0
UINTAH	0	0	0	0	0	0	189,693	0	0
WASATCH	0	0	0	0	0	0	2,909,115	291,067	0
WASHINGTON	0	0	0	0	0	0	64,382,199	0	0
WAYNE	0	0	0	0	0	0	616,696	109,421	0
WEBER	0	0	0	0	0	0	51,470,295	0	0
SALT LAKE	0	0	0	0	0	0	25,050,793	0	0
OGDEN	0	0	0	0	0	0	20,369,280	0	0
PROVO	0	0	0	0	0	0	29,269,105	0	0
LOGAN	0	0	0	0	0	0	9,871,161	0	0
MURRAY	0	0	0	0	0	0	0	3,308,490	0
TOTALS	0	0	0	0	0	0	898,671,385	11,171,607	273



UTAH STATE OFFICE OF EDUCATION
F4 Statewide Balance Sheet
 1994-95

GEN. LONG- TERM DEBT FUND 90

	ASSETS		LIABILITIES					9590 Other Current Liabilities
	TOTAL ASSETS	9505 Negative Cash Balance	9510 Accounts Payable	9530 Accrued Liabilities	9540 Accrued Salaries and Withholdings	9550 Due to Other Funds	9560 Deferred Revenue	
ALPINE	128,788,034	0	0	0	0	0	0	0
BEAVER	9,966,479	0	0	0	0	0	0	386,479
BOX ELDER	35,614,741	0	0	0	0	0	0	0
CACHE	30,618,220	0	0	0	0	0	0	0
CARBON	11,781,672	0	0	0	0	0	0	0
DAGGETT	1,940,000	0	0	0	0	0	0	0
DAVIS	147,475,763	0	0	0	0	0	0	0
DUCHESNE	2,526,412	0	0	345,074	0	0	0	0
EMERY	1,469,221	0	0	0	0	0	0	0
GARFIELD	4,696,343	0	0	0	0	0	0	0
GRAND	0	0	0	0	0	0	0	0
GRANITE	12,701,709	0	0	0	0	0	0	0
IRON	58,200,523	0	0	0	0	0	0	0
JORDAN	126,233,974	0	0	0	0	0	0	0
JUAB	2,004,379	0	0	0	0	0	0	0
KANE	3,027,940	0	0	0	0	0	0	0
MILLARD	20,601,415	0	69,070	0	0	0	0	158,210
MORGAN	4,844,070	0	0	0	0	0	0	0
NEBO	46,607,536	0	0	0	0	0	0	1,497,536
NO. SANPETE	8,231,801	0	0	0	0	0	0	0
NO. SUMMIT	2,083,595	0	0	0	0	0	0	0
PARK CITY	19,070,000	0	0	0	0	0	0	0
PIUTE	774,084	0	0	0	0	0	0	0
RICH	2,562,628	0	0	0	0	0	0	0
SAN JUAN	2,957,488	0	0	527,488	0	0	0	0
SEVIER	9,476,134	0	0	0	0	0	0	0
SO. SANPETE	2,329,267	0	0	0	0	0	0	0
SO. SUMMIT	4,298,764	0	0	0	0	0	0	144,267
TINTIC	1,173,486	0	0	0	0	0	0	0
TOOELE	12,179,693	0	0	189,693	0	0	0	0
UINTAH	0	0	0	0	0	0	0	0
WASATCH	3,200,182	0	0	0	0	0	0	0
WASHINGTON	64,382,199	0	0	0	0	0	0	0
WAYNE	726,117	0	0	0	0	0	0	0
WEBER	51,470,295	0	0	0	0	0	0	4,468,619
SALT LAKE	25,050,793	0	0	0	0	0	0	0
OGDEN	20,369,280	0	0	0	0	0	0	0
PROVO	29,269,105	0	0	0	0	0	0	0
LOGAN	9,871,161	0	0	0	0	0	0	0
MURRAY	3,308,490	0	0	0	0	0	0	0
TOTALS	921,832,992	0	69,070	1,062,255	0	0	0	6,655,111



UTAH STATE OFFICE OF EDUCATION
F4 Statewide Balance Sheet
 1994-95

GEN. LONG- TERM DEBT FUND 90

	FUND EQUITY									
	9600 Long-Term Liabilities	TOTAL LIABILITIES	9810 Contributed Capital	9820 Investment in Gen Fixed Assets	9830 Retained Earnings	9840 Reserved - Other	9841 Reserved - Encumbrances	9842 Reserved for Inventories		
ALPINE	128,738,034	128,738,034	0	0	0	0	0	0	0	0
BEAVER	9,580,000	9,580,000	0	0	0	0	0	0	0	0
BOX ELDER	35,614,741	35,614,741	0	0	0	0	0	0	0	0
CACHE	30,618,220	30,618,220	0	0	0	0	0	0	0	0
CARBON	11,781,672	11,781,672	0	0	0	0	0	0	0	0
DAGGETT	1,940,000	1,940,000	0	0	0	0	0	0	0	0
DAVIS	147,475,763	147,475,763	0	0	0	0	0	0	0	0
DUCHESNE	2,181,338	2,526,412	0	0	0	0	0	0	0	0
EMERY	1,469,221	1,469,221	0	0	0	0	0	0	0	0
GARFIELD	4,696,343	4,696,343	0	0	0	0	0	0	0	0
GRAND	0	0	0	0	0	0	0	0	0	0
GRANITE	12,701,709	12,701,709	0	0	0	0	0	0	0	0
IRON	58,200,523	58,200,523	0	0	0	0	0	0	0	0
JORDAN	126,233,974	126,233,974	0	0	0	0	0	0	0	0
JUAB	2,004,379	2,004,379	0	0	0	0	0	0	0	0
KANE	2,869,730	3,027,940	0	0	0	0	0	0	0	0
MILLARD	20,601,415	20,601,415	0	0	0	0	0	0	0	0
MORGAN	4,775,000	4,844,070	0	0	0	0	0	0	0	0
NEBO	45,110,000	46,607,536	0	0	0	0	0	0	0	0
NO. SANPETE	8,231,801	8,231,801	0	0	0	0	0	0	0	0
NO. SUMMIT	2,083,595	2,083,595	0	0	0	0	0	0	0	0
PARK CITY	19,070,000	19,070,000	0	0	0	0	0	0	0	0
PIUTE	774,084	774,084	0	0	0	0	0	0	0	0
RICH	2,562,628	2,562,628	0	0	0	0	0	0	0	0
SAN JUAN	2,430,000	2,957,488	0	0	0	0	0	0	0	0
SEVIER	9,476,134	9,476,134	0	0	0	0	0	0	0	0
SO. SANPETE	2,185,000	2,329,267	0	0	0	0	0	0	0	0
SO. SUMMIT	4,298,764	4,298,764	0	0	0	0	0	0	0	0
TINTIC	1,173,486	1,173,486	0	0	0	0	0	0	0	0
TOOELE	11,990,000	12,179,693	0	0	0	0	0	0	0	0
UINTAH	0	0	0	0	0	0	0	0	0	0
WASATCH	3,200,182	3,200,182	0	0	0	0	0	0	0	0
WASHINGTON	64,382,199	64,382,199	0	0	0	0	0	0	0	0
WAYNE	726,117	726,117	0	0	0	0	0	0	0	0
WEBER	47,001,676	51,470,295	0	0	0	0	0	0	0	0
SALT LAKE	25,050,793	25,050,793	0	0	0	0	0	0	0	0
OGDEN	20,369,280	20,369,280	0	0	0	0	0	0	0	0
PROVO	29,269,105	29,269,105	0	0	0	0	0	0	0	0
LOGAN	9,871,161	9,871,161	0	0	0	0	0	0	0	0
MURRAY	3,308,490	3,308,490	0	0	0	0	0	0	0	0
TOTALS	914,046,557	921,832,992	0	0	0	0	0	0	0	277

UTAH STATE OFFICE OF EDUCATION
F4 Statewide Balance Sheet
 1994-95

GEN. LONG- TERM DEBT FUND 90

FUND EQUITY		9851-8		9859		TOTAL LIABILITIES & FUND EQUITY
9843 Undistributed Reserve	Designations of Fund Balance	Unappropriated Fund Balance	TOTAL FUND EQUITY			
0	0	0	0	0	128,738,034	
0	0	0	0	0	9,966,479	
0	0	0	0	0	35,614,741	
0	0	0	0	0	30,618,220	
0	0	0	0	0	11,781,672	
0	0	0	0	0	1,940,000	
0	0	0	0	0	147,475,763	
0	0	0	0	0	2,526,412	
0	0	0	0	0	1,469,221	
0	0	0	0	0	4,696,343	
0	0	0	0	0	0	
0	0	0	0	0	12,701,709	
0	0	0	0	0	58,200,523	
0	0	0	0	0	126,233,974	
0	0	0	0	0	2,004,379	
0	0	0	0	0	3,027,940	
0	0	0	0	0	20,601,415	
0	0	0	0	0	4,844,070	
0	0	0	0	0	46,607,536	
0	0	0	0	0	8,231,801	
0	0	0	0	0	2,083,595	
0	0	0	0	0	19,070,000	
0	0	0	0	0	774,084	
0	0	0	0	0	2,562,628	
0	0	0	0	0	2,957,488	
0	0	0	0	0	9,476,134	
0	0	0	0	0	2,329,267	
0	0	0	0	0	4,298,764	
0	0	0	0	0	1,173,486	
0	0	0	0	0	12,179,693	
0	0	0	0	0	0	
0	0	0	0	0	3,200,182	
0	0	0	0	0	64,382,199	
0	0	0	0	0	726,117	
0	0	0	0	0	51,470,295	
0	0	0	0	0	25,050,793	
0	0	0	0	0	20,369,280	
0	0	0	0	0	29,269,105	
0	0	0	0	0	9,871,161	
0	0	0	0	0	3,308,490	
0	0	0	0	0	921,832,992	

- 1 -
 F&E

UTAH STATE OFFICE OF EDUCATION
F4 Statewide Balance Sheet
 1994-95

TOTAL BALANCES ALL FUNDS

	ASSETS						8150 Prepaid Expenditures	
	8110 Cash In Banks and On Hand	8120 Investments	8131 Local	8133 State	8134 Federal	8135 Due from Other Funds		8140 Inventories
ALPINE	10,822	17,942,066	1,498,905	2,488,374	1,589,687	389,940	1,061,444	0
BEAVER	298,538	2,011,797	26,641	138,447	0	44,689	214,545	0
BOX ELDER	3,643,644	22,893,277	40,724	348,828	584,139	463,327	65,196	789
CACHE	518,749	8,218,890	301,671	256,186	976,284	7,078	413,716	0
CARBON	2,272,267	3,165,848	10,225	612,234	0	280,000	704,785	1,351
DAGGETT	457,381	175,949	39,360	1,972	60,299	207	4,749	0
DAVIS	12,173,356	22,932,445	3,359,320	2,798,986	2,070,518	7,493,993	5,221,268	0
DUCHESENE	1,975,377	2,535,371	528,152	138,771	423,852	0	348,757	75,994
EMERY	2,286,583	526,114	238,958	183,273	443,578	243,451	59,580	0
GARFIELD	1,395,168	41,394	290,973	75,031	157,622	3,214	0	0
GRAND	1,559,326	560,104	1,771	0	136,626	0	42,042	16,000
GRANITE	4,328,009	57,907,521	3,089,653	1,880,874	6,266,501	3,003,386	3,822,511	452,120
IRON	1,105,748	24,238,108	909,390	170,870	803,378	0	414,887	0
JORDAN	5,513,802	86,197,315	1,771,084	1,684,660	3,088,338	0	2,401,170	40,000
JUAB	1,675,979	591,757	60,722	16,401	233,277	0	12,236	36,747
KANE	2,075,350	303,646	114,625	0	242,422	0	4,672	0
MILLARD	4,802,896	1,585,576	191,211	105,537	332,838	0	98,565	5,837
MORGAN	254,171	1,242,858	43,271	51,524	160,275	0	30,824	61,339
NEBO	7,194,720	17,517,371	860,735	216,827	440,460	0	1,754,941	18,893
NO. SANPETE	3,720,493	125,393	166,163	56,898	304,057	12,073	5,977	0
NO. SUMMIT	185,751	319,540	19,690	15,819	98,402	0	8,565	0
PARK CITY	9,910,764	1,001,939	170,208	26,732	218,426	0	24,053	50,000
PIUTE	1,058,425	0	0	31,953	87,535	0	3,100	0
RICH	1,541,258	0	1,355	3,032	90,256	0	6,513	0
SAN JUAN	525,933	2,300,490	63,440	204,615	528,188	784,983	295,273	0
SEVIER	4,513,646	674,190	545,618	89,651	313,345	478	112,476	0
SO. SANPETE	575,530	1,656,779	157,072	56,037	330,296	0	16,818	0
SO. SUMMIT	78,355	4,442,114	325	7,156	142,970	0	0	0
TINTIC	1,312,309	0	7,112	30,273	65,468	77,225	200	4,044
TOOELE	644,203	4,180,770	209,033	95,292	191,949	3,200	109,032	0
UINTAH	745,560	2,765,563	3,800	1,282,706	18,797	0	211,938	762
WASATCH	1,833,130	961	118,556	48,542	170,993	61,157	22,860	5,200
WASHINGTON	1,066,343	18,788,653	1,671,323	1,315,348	0	0	93,740	1,391,849
WAYNE	835,405	74,453	0	27,443	88,014	11,394	5,865	0
WEBER	162,463	38,757,221	199,930	182,946	903,967	0	611,901	109,653
SALT LAKE	1,809,795	66,405,738	2,668,514	570,703	2,886,420	3,010,909	1,446,634	571,995
OGDEN	1,164,076	13,215,002	226,048	303,163	1,459,188	0	0	0
PROVO	11,775,428	1,546,226	1,424,209	221,794	2,320,369	100,502	381,508	56,870
LOGAN	5,087,964	1,704,063	241,546	144,435	461,334	19,910	76,954	0
MURRAY	96,516	14,240,154	53,338	77,430	157,097	204,723	176,436	0
TOTALS	102,185,233	542,786,656	21,324,671	15,960,763	28,847,165	16,212,625	20,288,945	2,899,443

250

281

BEST COPY AVAILABLE



UTAH STATE OFFICE OF EDUCATION
F4 Statewide Balance Sheet
 1994-95

TOTAL BALANCES ALL FUNDS

	ASSETS					8260 Accumulated Depreciation (628,765)	8290 Other Fixed Assets	8420 Amt to be Provided for Debt Serv.	8430 Other Debits
	8190 Other Current Assets	8210 Land	8220 Buildings	8250 Equipment	8290 Other Fixed Assets				
ALPINE	0	13,289,481	165,881,773	33,816,361	0	0	125,987,338	2,750,696	
BEAVER	0	692,477	14,799,235	1,855,623	0	524,997	9,750,297	216,182	
BOX ELDER	0	2,698,555	43,082,446	11,957,254	0	0	35,614,741	1,520,815	
CACHE	0	1,780,517	52,718,584	13,854,013	0	0	30,618,220	0	
CARBON	0	3,853,468	29,928,350	10,246,480	0	0	11,781,672	0	
DAGGETT	0	221,426	3,672,742	1,057,046	0	0	1,940,000	0	
DAVIS	0	22,966,470	248,237,348	34,108,525	(2,005,209)	13,998,548	147,475,763	0	
DUCHESNE	0	1,940,891	33,718,068	8,887,308	(8,118)	6,662	2,526,412	0	
EMERY	0	2,839,336	41,157,443	4,417,787	0	1,896,324	1,469,221	0	
GARFIELD	0	410,393	12,008,532	1,732,538	0	0	4,463,136	233,207	
GRAND	0	1,396,443	7,332,797	3,178,746	0	0	0	0	
GRANITE	346,607	14,508,440	216,644,318	88,775,228	(205,738)	36,221	12,231,050	470,659	
IRON	0	3,260,860	23,997,500	11,100,994	0	30,000	58,200,523	0	
JORDAN	588,698	29,162,370	323,053,058	45,229,561	(112,915,071)	9,717,573	125,345,243	6,769,573	
JUAB	0	196,950	10,377,877	2,733,548	0	0	2,004,379	0	
KANE	0	1,245,321	12,217,480	3,404,606	0	0	2,989,572	38,368	
MILLARD	64,008	2,901,491	44,708,105	8,400,082	0	513,130	20,601,415	0	
MORGAN	0	6,538,737	74,883,165	16,339,142	(582,056)	13,402,991	4,844,070	86,654	
NEBO	0	919,717	20,276,228	3,353,732	0	20,961	46,607,536	858,372	
NO. SANPETE	0	910,924	8,888,749	2,260,252	0	0	8,180,260	51,541	
NO. SUMMIT	79,023	3,393,415	30,190,930	5,137,097	0	429,204	2,083,595	0	
PARK CITY	0	0	2,860,029	1,227,971	0	0	18,744,052	325,948	
PIUTE	0	97,060	6,142,361	1,742,683	0	0	757,591	16,493	
RICH	0	437,502	41,399,602	8,720,110	(1,028,526)	0	2,562,628	0	
SAN JUAN	0	2,930,087	23,024,363	11,132,508	0	0	2,957,488	0	
SEVIER	0	1,622,076	17,414,431	2,562,679	0	1,101,513	9,476,134	0	
SO. SANPETE	0	938,204	18,103,056	1,643,420	0	1,536,768	120,713	2,208,554	
SO. SUMMIT	0	0	7,141,946	1,134,966	0	0	4,145,000	153,764	
TINTIC	0	1,929,737	38,700,342	8,697,418	3,980,743	0	1,065,000	108,486	
TOOELE	0	3,729,716	38,170,208	12,816,339	0	1,140,759	189,693	609,669	
UINTAH	0	615,713	10,474,755	5,225,224	0	0	2,909,115	291,067	
WASATCH	0	12,839,385	90,743,277	22,635,787	0	0	64,382,199	0	
WASHINGTON	0	64,583	4,612,011	1,649,736	0	0	616,696	109,421	
WAYNE	0	2,970,593	122,381,468	27,416,754	0	0	51,470,295	85,035	
WEBER	0	19,459,318	200,305,765	32,578,287	(3,688,115)	0	25,050,793	0	
SALT LAKE	0	1,423,663	49,408,655	7,379,595	(127,462)	808,403	20,369,280	0	
OGDEN	0	5,524,526	56,568,511	20,888,910	0	0	29,269,105	0	
PROVO	0	2,739,772	28,484,772	3,050,611	0	0	9,871,161	0	
LOGAN	0	2,907,476	30,064,524	8,043,838	0	0	0	3,308,490	
MURRAY	0	1,078,336	175,337,093	490,392,759	(117,208,317)	70,412,914	898,671,385	20,212,994	
TOTALS			2,203,574,804	490,392,759	(117,208,317)	70,412,914	898,671,385	20,212,994	



UTAH STATE OFFICE OF EDUCATION
F4 Statewide Balance Sheet
 1994-95

TOTAL BALANCES ALL FUNDS

	ASSETS					LIABILITIES				
	TOTAL ASSETS	9505 Negative Cash Balance	9510 Accounts Payable	9530 Accrued Liabilities	9540 Accrued Salaries and Withholdings	9550 Due to Other Funds	9560 Deferred Revenue	9590 Other Current Liabilities		
ALPINE	465,858,122	0	6,039,707	4,095,088	8,368,593	389,930	23,664,266	3,659,262		
BEAVER	30,573,468	0	108,936	0	378,644	44,689	0	386,479		
BOX ELDER	136,172,595	937,712	2,634,484	78,055	2,893,738	436,474	3,787,893	228,018		
CACHE	109,663,908	60,534	2,141,461	0	0	7,078	0	624,880		
CARBON	62,856,680	0	885,718	857,566	1,178,282	280,000	1,387,413	319,809		
DAGGETT	7,631,131	207	111,982	1,305	58,175	0	0	15,793		
DAVIS	520,831,331	0	2,002,016	250,000	18,123,980	7,493,993	692,765	0		
DUCHESNE	53,097,497	148,870	515,891	345,074	1,861,551	0	0	396,016		
EMERY	55,761,648	0	502,725	0	1,095,788	243,451	14,874	1,299,338		
GARFIELD	20,811,208	0	616,903	0	0	0	3,214	0		
GRAND	14,223,855	0	23,224	256,180	373,378	0	357,844	57,833		
GRANITE	413,557,360	146,684	1,972,385	8,293,654	22,307,325	3,000,578	17,709,368	330,478		
IRON	124,232,258	962,251	1,586,832	0	1,047,378	0	0	0		
JORDAN	527,647,374	2,104,366	10,165,757	1,948,404	15,120,115	0	3,842,217	5,454,317		
JUAB	17,939,873	0	72,723	0	603,198	0	686,490	4,740		
KANE	22,636,062	0	331,957	306,745	0	252,483	0	158,210		
MILLARD	84,310,690	4,980	2,969,526	0	0	239,331	569,773	0		
MORGAN	20,177,977	107,716	791,045	0	0	0	178,757	0		
NEBO	172,669,804	2,078,148	520,409	0	1,506,120	0	3,454,594	3,026,083		
NO. SANPETE	37,172,532	0	1,277,084	0	0	12,072	18,190	234,538		
NO. SUMMIT	14,870,310	0	172,561	98,346	203,921	0	10,374	0		
PARK CITY	69,622,768	0	142,577	7,598	1,407,152	0	194,267	165,470		
PIUTE	6,043,097	0	340,328	0	0	0	3,100	0		
RICH	12,187,146	0	26,890	0	203,255	206,357	0	0		
SAN JUAN	57,189,098	0	767,734	527,488	0	1,243,680	410,166	0		
SEVIER	53,914,009	0	1,465,034	0	1,201,644	478	754,552	1,199,071		
SO. SANPETE	28,257,753	108,273	117,196	0	988,626	0	0	144,267		
SO. SUMMIT	29,654,364	550	229,483	253,921	108,296	14,356	0	0		
TINTIC	10,947,029	0	65,223	0	68,283	146,598	133,475	0		
TOOLE	71,531,081	0	51,874	799,362	2,590,338	283,983	929,880	1,200		
UINTAH	60,886,148	1,154,658	126,382	0	1,281,097	0	991,533	262,009		
WASATCH	21,777,273	0	22,552	27,397	802,824	280,501	22,207	248,829		
WASHINGTON	214,927,904	348,911	3,718,732	0	5,486,002	571,495	2,357,577	0		
WAYNE	8,095,021	0	375,898	0	74,453	11,394	5,865	34,704		
WEBER	245,252,226	29,842	5,392,884	4,425,988	12,565,617	0	6,684,420	4,475,350		
SALT LAKE	353,076,756	0	8,779,000	2,839,881	12,973,480	3,010,909	16,683,081	948,063		
OGDEN	95,629,612	950,728	495,146	0	2,502,537	0	2,829,057	0		
PROVO	130,077,958	264,705	928,096	0	463,511	100,502	4,843,744	0		
LOGAN	51,882,522	0	493,148	0	0	217,900	78,563	1,762,321		
MURRAY	59,330,022	21,876	1,570,082	0	2,331,959	204,723	2,311,782	572,432		
TOTALS	4,492,977,470	9,431,011	60,551,584	25,412,052	120,169,260	18,692,956	95,611,302	26,009,510		



UTAH STATE OFFICE OF EDUCATION
F4 Statewide Balance Sheet
 1994-95

TOTAL BALANCES ALL FUNDS

	FUND EQUITY							
	9600 Long-Term Liabilities	TOTAL LIABILITIES	9810 Contributed Capital	9820 Investment in Gen Fixed Assets	9830 Retained Earnings	9840 Reserved - Other	9841 Reserved for Encumbrances	9842 Reserved for Inventories
ALPINE	128,738,034	174,954,880	1,626,493	210,996,265	5,502,330	0	61,298	0
BEAVER	9,580,000	10,498,748	0	17,872,332	21,920	0	0	214,545
BOX ELDER	37,135,556	48,131,930	0	70,997,115	286,682	0	0	65,196
CACHE	32,447,770	35,281,723	0	68,353,114	5,466	0	0	413,716
CARBON	11,781,672	16,690,460	0	44,028,298	297,618	0	0	0
DAGGETT	1,940,000	2,127,462	0	4,951,214	0	0	0	2,400
DAVIS	147,767,973	176,330,727	999,210	314,829,724	1,801,882	0	5,301,295	0
DUCHESNE	2,181,338	5,448,740	0	44,470,117	101,201	0	289,385	348,757
EMERY	1,469,221	4,625,397	0	50,310,890	0	0	0	44,706
GARFIELD	4,696,343	5,316,460	0	14,151,463	15,911	41,394	0	0
GRAND	0	1,068,459	0	11,907,986	58,399	0	0	42,042
GRANITE	12,701,709	66,462,181	0	319,578,605	1,516,896	0	886,186	0
IRON	58,200,523	61,796,984	0	38,389,354	(33,036)	0	1,164,126	414,887
JORDAN	132,114,816	170,749,992	0	294,247,491	3,721,766	28,413,742	4,107,909	2,314,226
JUAB	2,130,947	3,498,098	0	13,308,375	85,859	0	0	0
KANE	2,869,730	3,919,125	0	16,867,407	48,103	0	0	0
MILLARD	20,601,415	24,385,025	234,198	56,262,227	139,175	0	30,222	0
MORGAN	4,775,000	5,852,518	0	13,402,991	1,063	0	0	0
NEBO	45,110,000	55,695,354	0	96,987,244	(130,695)	0	0	0
NO. SANPETE	8,231,801	9,773,685	0	24,549,677	23,437	0	0	0
NO. SUMMIT	2,162,618	2,647,820	0	12,059,925	342	0	0	0
PARK CITY	19,070,000	20,987,064	0	39,150,646	0	1,238,443	25,543	13,068
PIUTE	774,084	1,117,512	0	4,088,000	0	28,611	0	0
RICH	2,562,628	2,999,130	0	7,982,104	23,319	0	0	0
SAN JUAN	2,430,000	5,379,068	0	48,135,446	1,014,657	0	0	1,334,067
SEVIER	9,476,134	14,096,913	0	38,188,471	25,068	0	0	0
SO. SANPETE	2,185,000	3,543,362	0	23,135,954	6,710	0	65,000	0
SO. SUMMIT	4,298,764	4,905,370	0	20,684,680	2,887	30,909	0	0
TINTIC	1,173,486	1,587,065	0	8,276,912	3,553	0	0	200
TOOELE	11,990,000	16,646,637	0	53,263,938	0	0	0	0
UINTAH	0	3,815,679	0	55,857,022	(39,613)	0	0	120,747
WASATCH	3,200,182	4,604,492	0	16,315,692	10,117	5,200	0	14,273
WASHINGTON	64,382,199	76,864,916	0	126,218,449	349,049	0	0	0
WAYNE	726,117	1,228,431	0	6,326,330	1,423	0	0	0
WEBER	47,001,676	76,149,789	0	152,768,815	1,539,519	0	1,269,819	0
SALT LAKE	31,438,125	78,258,646	1,100,882	247,411,912	1,602,322	481,444	16,152,233	903,020
OGDEN	20,369,280	29,986,629	0	58,888,448	531,240	0	764,392	0
PROVO	30,031,806	36,632,364	0	82,981,947	364,495	0	0	265,369
LOGAN	11,295,224	13,847,156	0	34,275,155	0	0	0	44,512
MURRAY	4,701,721	11,714,575	0	41,015,838	1,879,935	77,801	573,566	0
TOTALS	933,742,892	1,289,620,566	3,960,783	2,803,487,573	20,778,999	30,317,544	30,690,974	6,555,731



UTAH STATE OFFICE OF EDUCATION
F4 Statewide Balance Sheet
 1994-95

TOTAL BALANCES ALL FUNDS

	FUND EQUITY		9851-8		9859		TOTAL FUND EQUITY	TOTAL LIABILITIES & FUND EQUITY
	9843 Undistributed Reserve	Designations of Fund Balance	Unappropriated Fund Balance	TOTAL FUND EQUITY	TOTAL LIABILITIES & FUND EQUITY			
ALPINE	6,272,898	50,232,011	16,211,947	290,903,242	465,858,122			
BEAVER	11,368	(11,368)	1,965,923	20,074,720	30,573,468			
BOX ELDER	1,640,000	13,051,004	2,000,668	88,040,665	136,172,595			
CACHE	645,434	3,982,572	981,882	74,382,185	109,663,908			
CARBON	250,000	208,722	1,381,582	46,166,220	62,856,680			
DAGGETT	52,621	0	497,434	5,503,669	7,631,131			
DAVIS	0	18,985,207	2,583,286	344,500,604	520,831,331			
DUCHESNE	253,889	1,453,320	732,088	47,648,757	53,097,497			
EMERY	0	0	780,655	51,136,251	55,761,648			
GARFIELD	0	0	1,285,980	15,494,748	20,811,208			
GRAND	1,776	206,275	938,917	13,155,396	14,223,855			
GRANITE	6,926,911	6,576,582	11,609,999	347,095,179	413,557,360			
IRON	500,001	19,822,389	2,177,553	62,435,274	124,232,258			
JORDAN	2,250,000	3,981,778	17,860,470	356,897,382	527,647,374			
JUAB	388,639	107,674	551,228	14,441,775	17,939,873			
KANE	0	0	1,801,427	18,716,937	22,636,062			
MILLARD	150,000	51,057	3,058,786	59,925,665	84,310,690			
MORGAN	185,000	398,123	338,282	14,325,459	20,177,977			
NEBO	(707,155)	1,457,155	19,367,901	116,974,450	172,669,804			
NO. SANPETE	100,000	649,972	2,075,761	27,398,847	37,172,532			
NO. SUMMIT	68,305	72,475	21,443	12,222,490	14,870,310			
PARK CITY	600,000	5,156,000	2,452,004	48,635,704	69,622,768			
PIUTE	0	112,789	696,185	4,925,585	6,043,097			
RICH	0	277,773	904,820	9,188,016	12,187,146			
SAN JUAN	318,630	749,416	257,814	51,810,030	57,189,098			
SEVIER	474,262	430,372	698,923	39,817,096	53,914,009			
SO. SANPETE	0	350,000	1,156,727	24,714,391	28,257,753			
SO. SUMMIT	3,450,824	172,945	406,749	24,748,994	29,654,364			
TINTIC	53,942	45,328	980,029	9,359,964	10,947,029			
TOOELE	0	1,620,506	0	54,884,444	71,531,081			
UINTAH	0	431,779	700,534	57,070,469	60,886,148			
WASATCH	465,799	400,000	(38,300)	17,172,781	21,777,273			
WASHINGTON	2,400,000	6,838,041	2,257,449	138,062,988	214,927,904			
WAYNE	100,000	0	438,837	6,866,590	8,095,021			
WEBER	2,382,387	2,448,052	8,693,845	169,102,437	245,252,226			
SALT LAKE	5,062,395	0	2,103,902	274,818,110	353,076,756			
OGDEN	(1)	1,569,960	3,888,944	65,642,984	95,629,612			
PROVO	0	1,097,688	8,736,095	93,445,594	130,077,958			
LOGAN	450,000	70,000	3,195,699	38,035,366	51,882,522			
MURRAY	200,000	1,047,392	2,820,915	47,615,447	59,330,022			
TOTALS	34,947,926	144,042,991	128,574,384	3,203,356,905	4,492,977,470			

288

BEST COPY AVAILABLE



UTAH STATE OFFICE OF EDUCATION
F4 Statewide Statement of Changes in Financial Position
 1994-95

FUND 10 M & O

	Other Financing Sources and Uses:										Changes in Reserved & Designated	
	Total Revenues	Total Expenditures	(Revenues - Expenditures)	Misc. Other Financing Sources	c. Interfund Transfers In	d. Interfund Transfers (Out)	a. (Inc.) Dec. In Reserved Fund Balance	b. (Inc.) Dec. In Designated Fund Balance				
ALPINE	120,554,948	119,781,105	773,843	0	0	443,839	(249,265)	(88,225)				
BEAVER	4,919,784	4,774,091	145,693	0	0	0	0	11,368				
BOX ELDER	33,404,548	33,401,554	2,994	0	350,000	15,000	(370,000)	(363,092)				
CACHE	39,204,141	38,775,912	428,229	(38,530)	647,078	0	(128,984)	(728,523)				
CARBON	16,740,025	16,540,304	199,721	240,408	0	0	(250,000)	(118,000)				
DAGGETT	1,759,219	1,594,748	164,471	0	24,328	53,486	0	0				
DAVIS	170,931,188	168,486,718	2,444,470	0	0	0	24,560	(2,052,291)				
DUCHESNE	15,974,481	15,559,979	414,502	0	0	0	(88,309)	(326,193)				
EMERY	11,799,054	11,415,623	383,431	0	0	0	0	0				
GARFIELD	5,355,521	5,488,335	(132,814)	218,282	0	38,633	0	0				
GRAND	5,629,733	5,846,882	(217,149)	0	0	0	0	0				
GRANITE	234,961,873	233,701,734	1,260,139	14,653	(215,254)	0	0	41,818				
IRON	19,151,397	19,151,397	772,206	0	0	250,895	(126,676)	(257,460)				
JORDAN	211,121,305	207,984,626	3,136,679	0	0	0	(1,783,265)	(1,502,412)				
JUAB	5,551,736	5,352,225	199,511	0	0	0	(35,086)	7,313				
KANE	6,034,272	5,954,626	79,646	0	0	0	0	0				
MILLARD	14,139,082	14,800,091	(661,009)	0	544,733	183,060	5,706	24,000				
MORGAN	6,485,146	6,658,867	(173,721)	360	193,920	0	(100,000)	(47,987)				
NEBO	52,381,097	52,226,582	154,515	0	0	0	(400,000)	245,151				
NO. SANPETE	8,255,521	8,111,002	144,519	0	0	0	(100,000)	(51,562)				
NO. SUMMIT	3,519,245	3,543,394	(24,149)	0	0	0	0	38,936				
PARK CITY	11,694,929	11,988,127	(293,198)	0	471,873	0	(233,235)	191,431				
PIUTE	2,327,392	2,312,517	14,875	51,416	0	33,070	0	(108,000)				
RICH	2,719,464	2,694,792	24,672	0	0	0	0	10,137				
SAN JUAN	19,299,046	18,939,086	359,960	0	0	0	0	0				
SEVIER	16,413,455	16,039,764	373,691	0	577,437	0	(271,717)	(678,687)				
SO. SANPETE	9,551,025	9,498,069	52,956	0	0	0	0	2,013				
SO. SUMMIT	4,507,278	4,366,354	140,924	0	0	29,191	0	0				
TINTIC	1,935,454	1,615,422	320,032	0	0	5,000	0	29,312				
TOOELE	23,528,644	23,594,477	(65,833)	0	0	0	0	23,527				
UINTAH	21,715,196	21,868,767	(153,571)	0	0	0	(54,270)	65,833				
WASATCH	10,173,651	10,355,213	(181,562)	215,111	0	0	0	(2,449)				
WASHINGTON	49,157,214	47,769,723	1,387,491	0	0	0	(2,400,000)	0				
WAYNE	2,991,014	3,003,367	(12,353)	70,084	0	10,000	0	(19,819)				
WEBER	85,396,271	86,724,635	(1,328,364)	0	1,791,585	0	0	0				
SALT LAKE	92,110,950	91,198,856	912,094	0	0	0	160,690	13,297				
OGDEN	44,690,440	46,244,982	(1,554,542)	0	0	0	(1,500,711)	0				
PROVO	48,034,302	47,959,519	74,783	1,650	2,682,945	93,184	0	77,652				
LOGAN	18,390,820	18,015,192	375,628	45,951	0	0	(36,135)	36,701				
MURRAY	21,462,260	21,539,694	(77,434)	0	120,732	0	(50,000)	0				
TOTALS	1,474,744,325	1,464,878,351	9,865,974	819,385	7,189,378	1,155,358	(7,996,311)	(5,532,219)				

UTAH STATE OFFICE OF EDUCATION
F4 Statewide Statement of Changes in Financial Position
 1994-95

FUND 10 M & O

	Unappropriated Fund Balance, July 1	Unappropriated Fund Balance, June 30	(Inc.) Dec. in Reserves for Encumbrances
ALPINE	382,362	374,876	0
BEAVER	219,652	376,713	0
BOX ELDER	441,363	46,265	0
CACHE	802,612	981,883	0
CARBON	346,035	418,164	0
DAGGETT	161,665	296,978	0
DAVIS	1,386,719	1,803,458	0
DUCHESNE	(0)	(0)	164,103
EMERY	307,658	691,089	0
GARFIELD	566,163	612,998	0
GRAND	413,489	196,340	0
GRANITE	2,531,787	3,618,490	346,400
IRON	1,787,782	1,939,610	(77,239)
JORDAN	5,567,141	5,418,143	0
JUAB	35,085	206,822	0
KANE	159,959	239,605	0
MILLARD	115,022	(154,607)	0
MORGAN	230,540	103,112	0
NEBO	414,940	414,606	0
NO. SANPETE	238,108	231,065	0
NO. SUMMIT	373	15,160	1,806
PARK CITY	1,489,790	1,626,661	0
PIUTE	423,777	348,998	0
RICH	153,289	188,098	0
SAN JUAN	14,053	1,046	0
SEVIER	228,739	604,443	0
SO. SANPETE	356,723	409,679	0
SO. SUMMIT	29,366	170,411	0
TINTIC	711,869	1,050,428	0
TOOELE	0	0	107,009
UINTAH	402,231	191,941	(54,270)
WASATCH	(48,006)	(14,457)	(126,106)
WASHINGTON	3,336,002	2,303,674	0
WAYNE	110,505	158,236	0
WEBER	1,135,955	1,773,163	(220,332)
SALT LAKE	4,044,571	3,455,954	57,278
OGDEN	1,155,467	2,269,988	17,644
PROVO	239,666	360,966	0
LOGAN	1,053,212	1,378,840	0
MURRAY	407,319	434,993	(139,389)
TOTALS	31,352,982	34,543,831	76,904

292

293

BEST COPY AVAILABLE

UTAH STATE OFFICE OF EDUCATION
F4 Statewide Statement of Changes in Financial Position
 1994-95

FUND 23 NON R-12

	Other Financing Sources and Uses:				Changes in Reserved & Designated			
	Total Revenues	Total Expenditures	(Revenues - Expenditures)	Misc. Other Financing Sources	c. Interfund Transfers In	d. Interfund Transfers (Out)	a. (Inc.) Dec. In Reserved Fund Balance	b. (Inc.) Dec. In Designated Fund Balance
ALPINE	2,233,861	2,993,762	(759,901)	0	318,839	0	0	0
BEAVER	145,515	99,009	46,506	0	0	0	0	0
BOX ELDER	1,180,959	1,154,840	26,119	0	0	0	0	0
CACHE	404,692	432,292	(27,601)	0	38,530	7,078	0	(3,851)
CARBON	565,121	550,308	14,813	0	0	0	0	0
DAGGETT	47,857	38,234	9,623	0	0	0	0	0
DAVIS	4,193,750	4,166,952	26,798	0	0	0	0	(26,798)
DUCHESNE	339,495	321,578	17,917	0	0	0	0	0
EMERY	722,029	643,961	78,068	0	0	0	0	0
GARFIELD	67,481	63,396	4,085	0	0	0	0	0
GRAND	210,339	202,077	8,261	0	0	0	0	0
GRANITE	7,375,482	7,126,115	249,367	0	0	0	0	0
IRON	1,247,269	579,202	668,067	0	0	0	0	0
JORDAN	6,233,425	5,851,516	381,909	507	0	474,693	(18,615)	(324,322)
JUAB	136,916	137,032	(116)	0	0	0	0	(68,779)
KANE	47,604	41,505	6,099	0	0	0	0	116
MILLARD	130,499	312,859	(182,360)	0	183,060	0	0	0
MORGAN	138,313	148,101	(9,788)	0	0	0	0	0
NEBO	1,204,209	1,204,209	0	0	0	0	0	9,788
NO. SANPETE	112,803	126,980	(14,177)	0	0	0	0	14,177
NO. SUMMIT	199,789	199,789	(0)	0	0	0	0	0
PARK CITY	249,356	236,766	12,590	0	0	0	(100)	0
PIUTE	115,547	117,784	(2,237)	0	0	0	0	0
RICH	62,802	57,946	4,856	0	0	0	0	(3,880)
SAN JUAN	838,624	734,255	104,369	0	0	94,373	0	0
SEVIER	371,048	310,274	60,774	0	0	0	0	0
SO. SANPETE	1,079,648	1,009,879	69,769	0	0	0	0	0
SO. SUMMIT	223,453	218,739	4,714	0	5,191	0	0	(9,905)
TINTIC	23,442	17,276	6,166	0	0	0	0	(3,115)
TOOLE	806,207	814,983	(8,776)	0	0	0	0	8,776
UINTAH	773,650	723,125	50,525	0	0	0	0	(50,525)
WASATCH	160,464	150,509	9,955	0	0	0	0	0
WASHINGTON	783,643	783,643	0	0	0	0	0	0
WAYNE	58,984	45,788	13,196	0	0	0	0	0
WEBER	695,080	496,328	198,752	0	0	0	0	0
SALT LAKE	12,223,825	11,974,575	249,250	0	0	0	(34,637)	0
OGDEN	989,406	974,665	14,741	0	0	0	0	(8,208)
PROVO	1,635,983	1,640,914	(4,931)	0	0	0	0	60,348
LOGAN	548,067	528,134	19,933	0	0	0	0	0
MURRAY	882,600	711,593	171,007	0	0	165,148	0	(5,859)
TOTALS	49,459,236	47,640,892	1,818,344	507	545,620	741,293	(53,352)	(412,037)

1
1
5
1

UTAH STATE OFFICE OF EDUCATION
F4 Statewide Statement of Changes in Financial Position
 1994-95

FUND 23 NON K-12

	Unappropriated Fund Balance, July 1	Unappropriated Fund Balance, June 30	(Inc.) Dec. in Reserves for Encumbrances
ALPINE	153,484	12,422	0
BEAVER	54,947	101,453	0
BOX ELDER	176,777	202,896	0
CACHE	(0)	(0)	0
CARBON	55,143	69,956	0
DAGGETT	2,177	11,800	0
DAVIS	(0)	(0)	0
DUCHESNE	198,603	216,520	10,749
EMERY	68,234	146,302	0
GARFIELD	61,359	65,444	0
GRAND	20,989	29,250	0
GRANITE	31,051	280,418	13,660
IRON	201,834	71,393	(8,112)
JORDAN	29,960	324,475	0
JUAB	(0)	(0)	0
KANE	58,362	64,461	0
MILLARD	231	931	0
MORGAN	(0)	(0)	0
NEBO	0	0	0
NO. SANPETE	0	0	0
NO. SUMMIT	(376)	(376)	0
PARK CITY	118,841	131,331	0
PIUTE	15,412	13,175	0
RICH	0	976	0
SAN JUAN	(16,908)	(6,912)	0
SEVIER	28,426	89,200	0
SO. SANPETE	(33,640)	36,129	0
SO. SUMMIT	0	0	0
TINTIC	16,704	19,755	0
TOOELE	0	0	3,260
UINTAH	(0)	(0)	0
WASATCH	6,484	16,439	0
WASHINGTON	0	0	0
WAYNE	(14,626)	(1,430)	0
WEBER	0	198,752	0
SALT LAKE	304,475	519,088	(22,627)
OGDEN	41,843	48,376	(2,215)
PROVO	83,630	139,047	0
LOGAN	38,788	58,721	0
MURRAY	0	0	2,453
TOTALS	1,702,204	2,859,993	(2,832)



UTAH STATE OFFICE OF EDUCATION
F4 Statewide Statement of Changes in Financial Position
 1994-95

FUND 31 DEBT SERVICE

	Other Financing Sources and Uses:										Changes in Reserved & Designated	
	Total Revenues	Total Expenditures	(Revenues - Expenditures)	Misc. Other Financing Sources	c. Interfund Transfers In	d. Interfund Transfers (Out)	a. (Inc.) Dec. In Reserved Fund Balance	b. (Inc.) Dec. In Designated Fund Balance				
									105,425	0	0	0
ALPINE	14,062,959	13,956,534	105,425	0	0	0	0	0	0	0	0	
BEAVER	948,111	807,074	141,037	0	0	0	0	0	0	0	0	
BOX ELDER	4,021,666	3,873,363	148,303	0	0	0	0	0	0	0	(148,303)	
CACHE	2,746,067	2,700,233	45,834	0	0	0	0	0	0	0	(45,834)	
CARBON	1,179,539	1,087,806	91,733	0	0	0	0	0	0	0	0	
DAGGETT	234,579	189,447	45,132	0	0	0	0	0	0	0	0	
DAVIS	17,744,130	17,744,130	0	0	0	0	0	0	0	0	0	
DUCHESNE	0	0	0	0	0	0	0	0	0	0	0	
EMERY	5,436,599	6,377,179	(940,580)	0	940,580	0	0	0	0	0	0	
GARFIELD	747,695	674,607	73,088	0	0	0	0	0	0	0	0	
GRAND	0	0	0	0	0	0	0	0	0	0	0	
GRANITE	12,258,748	12,217,340	41,408	0	0	0	0	0	0	0	0	
IRON	3,324,150	3,592,335	(268,185)	0	16,206	0	0	0	0	0	0	
JORDAN	12,276,642	12,410,570	(133,928)	0	0	0	0	0	0	0	0	
JUAB	443,950	442,880	1,070	0	0	0	0	0	0	0	0	
KANE	491,866	537,489	(45,623)	0	0	0	0	0	0	0	0	
MILLARD	2,943,411	2,530,824	412,587	0	0	0	0	0	0	0	0	
MORGAN	387,712	429,490	(41,777)	0	0	0	0	0	0	0	0	
NEBO	3,574,784	3,575,445	(661)	0	0	0	0	0	0	0	0	
NO. SANPETE	811,108	914,195	(103,087)	0	0	0	0	0	0	0	0	
NO. SUMMIT	291,708	264,347	27,361	0	0	27,361	0	0	0	0	0	
PARK CITY	2,133,057	2,415,927	(282,870)	0	0	0	0	0	0	0	0	
PIUTE	73,771	76,309	(2,538)	0	0	0	0	0	0	0	0	
RICH	238,385	247,772	(9,387)	0	0	0	0	0	0	0	0	
SAN JUAN	608,562	595,785	12,777	0	0	0	0	0	0	0	0	
SEVIER	1,134,509	1,120,808	13,701	0	0	0	0	0	0	0	0	
SO. SANPETE	224,981	392,766	(167,785)	0	231,328	0	0	0	0	0	(13,701)	
SO. SUMMIT	898,103	843,335	54,768	0	0	0	0	0	0	0	0	
TINTIC	132,589	132,589	0	0	0	0	0	0	0	0	0	
TOOELE	1,405,762	1,355,107	50,655	0	0	0	0	0	0	0	0	
UINTAH	1,186,207	1,414,200	(227,993)	0	388,080	0	0	0	0	0	0	
WASATCH	650,635	498,551	152,084	0	0	0	0	0	0	0	0	
WASHINGTON	5,936,775	5,844,096	92,679	0	0	0	0	0	0	0	0	
WAYNE	159,077	130,798	28,279	0	0	0	0	0	0	0	0	
WEBER	6,023,177	5,914,151	109,026	0	0	0	0	0	0	0	0	
SALT LAKE	802,705	802,705	0	0	0	0	0	0	0	0	0	
OGDEN	0	334,056	(334,056)	0	0	0	0	0	0	0	0	
PROVO	2,933,922	2,708,497	225,425	0	0	0	0	0	0	0	0	
LOGAN	1,486,282	1,281,405	204,877	0	95,457	0	0	0	0	0	0	
MURRAY	0	0	0	0	0	0	0	0	0	0	0	
TOTALS	109,953,924	110,434,145	(480,221)	0	1,671,651	1,001,516	0	0	0	0	(258,493)	

UTAH STATE OFFICE OF EDUCATION
F4 Statewide Statement of Changes in Financial Position
 1994-95

FUND 31 DEBT SERVICE

	Unappropriated Fund Balance, July 1	Unappropriated Fund Balance, June 30	(Inc.) Dec. In Reserves for Encumbrances
ALPINE	491,237	597,662	0
BEAVER	75,145	216,182	0
BOX ELDER	0	0	0
CACHE	(0)	(0)	0
CARBON	59,246	150,979	0
DAGGETT	124,348	169,480	0
DAVIS	0	0	0
DUCHESNE	0	0	0
EMERY	0	0	0
GARFIELD	160,119	233,207	0
GRAND	0	0	0
GRANITE	362,611	404,019	0
IRON	251,979	0	0
JORDAN	1,022,659	888,731	0
JUAB	0	1,070	0
KANE	83,988	38,365	0
MILLARD	671,632	1,084,219	0
MORGAN	58,285	16,508	0
NEBO	2,445	1,784	0
NO. SANPETE	154,629	51,542	0
NO. SUMMIT	(0)	(0)	0
PARK CITY	608,818	325,948	0
PIUTE	19,031	16,493	0
RICH	34,722	25,335	0
SAN JUAN	28,859	41,636	0
SEVIER	0	0	0
SO. SANPETE	68,175	131,718	0
SO. SUMMIT	60,608	115,376	0
TINTIC	(0)	0	0
TOOELE	0	0	0
UINTAH	80	160,167	0
WASATCH	41,917	194,001	0
WASHINGTON	291,761	384,440	0
WAYNE	81,442	109,721	0
WEBER	302,493	411,519	1,057
SALT LAKE	0	0	0
OGDEN	382,176	48,120	0
PROVO	1,099,795	351,065	0
LOGAN	52,648	352,982	0
MURRAY	0	0	0
TOTALS	6,590,849	6,522,270	1,057

UTAH STATE OFFICE OF EDUCATION
F4 Statewide Statement of Changes in Financial Position
 1994-95

FUND 32 CAPITAL PROJECTS

Other Financing Sources and Uses:

Changes

	Total Revenues	Total Expenditures	(Revenues - Expenditures)	School Building Revolving Acct.	Misc. Other Financing Sources	c. Interfund Transfers In	d. Interfund Transfers (Out)	a. (Inc.) Dec. In Reserved Fund Balance
ALPINE	8,146,864	24,428,906	(16,282,042)	72,835,565	439,905	0	0	10,000
BEAVER	290,104	3,721,631	(3,431,527)	0	514,380	0	0	0
BOX ELDER	3,788,699	13,889,018	(10,100,319)	0	17,939	15,000	350,000	0
CACHE	2,637,904	6,218,553	(3,580,650)	0	10,420	0	640,000	0
CARBON	1,688,616	1,511,838	176,778	0	0	0	0	0
DAGGETT	144,221	109,943	34,278	0	0	0	3,561	0
DAVIS	7,882,876	29,374,365	(21,491,489)	29,650,050	397,887	0	0	1,224,297
DUCHESNE	2,139,930	2,009,634	130,296	0	28,432	0	0	3,271
EMERY	2,850,266	1,787,685	1,062,581	0	0	0	940,580	0
GARFIELD	316,603	286,126	30,477	0	0	0	0	0
GRAND	1,103,044	1,136,256	(33,212)	0	3,797	0	0	0
GRANITE	19,485,860	14,291,363	5,194,497	0	496,126	0	0	0
IRON	2,262,105	14,081,173	(11,819,068)	0	48,151	650,895	16,206	(1,926,911)
JORDAN	22,774,920	80,539,614	(57,764,694)	30,000,000	1,167,271	0	0	(26,127,833)
JUAB	578,300	438,042	140,258	0	0	0	0	0
KANE	382,240	693,021	(310,781)	0	0	0	0	0
MILLARD	3,106,544	10,280,801	(7,174,257)	0	1,384,275	0	544,733	(12,944)
MORGAN	524,343	835,062	(310,719)	0	3,063	0	193,920	0
NEBO	5,338,243	16,565,139	(11,226,896)	0	613,443	0	0	0
NO. SANPETE	1,760,839	4,012,042	(2,251,203)	0	2,092	0	0	0
NO. SUMMIT	463,960	463,791	169	0	0	0	0	0
PARK CITY	3,726,210	3,292,015	434,195	0	0	0	471,873	671,277
PIUTE	290,918	81,208	209,710	0	0	0	0	0
RICH	424,700	265,862	158,838	0	208,453	0	0	0
SAN JUAN	1,429,479	887,357	542,122	0	0	94,373	0	0
SEVIER	900,587	1,759,925	(859,338)	0	711,111	0	623,837	0
SO. SANPETE	780,857	581,041	199,816	0	47,000	0	231,328	0
SO. SUMMIT	678,980	1,060,840	(381,860)	0	1,747	445,068	0	0
TINTIC	174,177	2,126,034	(1,951,857)	0	0	0	0	0
TOOELE	2,603,102	2,722,559	(119,457)	0	97,801	0	0	0
UINTAH	3,565,627	3,190,580	375,047	0	400	0	388,080	0
WASATCH	428,710	510,471	(81,761)	0	0	0	0	0
WASHINGTON	2,311,380	14,867,322	(12,555,942)	15,000,000	8,186	0	0	0
WAYNE	126,705	49,702	77,003	0	0	0	0	0
WEBER	7,141,535	1,174,266	5,967,269	0	110,546	0	1,791,585	0
SALT LAKE	8,331,048	49,351,765	(41,020,717)	15,000,000	210,175	22,457,844	3,000,000	(257,367)
OGDEN	5,304,867	2,158,388	3,146,479	0	211,121	751,074	3,434,019	0
PROVO	3,056,094	7,616,673	(4,560,579)	8,000,000	197,958	0	0	0
LOGAN	1,319,377	1,296,190	23,187	0	7,656	0	95,457	0
MURRAY	2,714,463	1,824,472	889,991	0	6,655	0	0	0
TOTALS	132,975,296	322,478,672	(189,503,376)	170,485,615	6,945,990	24,414,254	12,725,179	(26,416,210)

UTAH STATE OFFICE OF EDUCATION
F4 Statewide Statement of Changes in Financial Position
 1994-95

FUND 32 CAPITAL PROJ

Changes in Reserved & Designated Fund Balance:				
	b. (Inc.) Dec. in Designated Fund Balance	Unappropriated Fund Balance, July 1	Unappropriated Fund Balance, June 30	(Inc.) Dec. in Reserves for Encumbrances
ALPINE	(47,435,286)	5,150,429	14,718,571	0
BEAVER	0	4,188,722	1,271,575	0
BOX ELDER	11,366,731	601,166	1,550,517	0
CACHE	4,210,229	(0)	(0)	0
CARBON	0	565,705	742,483	0
DAGGETT	0	(12,697)	18,020	0
DAVIS	(9,348,780)	0	431,965	(75,451)
DUCHESNE	0	331,866	493,865	0
EMERY	0	47,635	169,636	0
GARFIELD	0	343,854	374,331	0
GRAND	0	310,534	281,119	0
GRANITE	0	3,536,026	7,299,738	382,004
IRON	10,864,022	451,154	178,948	(601,858)
JORDAN	0	63,796,754	11,071,498	0
JUAB	0	356,630	496,888	0
KANE	0	1,769,777	1,458,996	0
MILLARD	0	8,245,483	1,897,824	1
MORGAN	18,378	701,860	218,662	0
NEBO	0	29,564,964	18,951,511	0
NO. SANPETE	3,435,655	606,610	1,793,154	0
NO. SUMMIT	0	86,816	86,986	0
PARK CITY	(1,406,000)	972,099	199,698	0
PIUTE	0	90,268	299,978	0
RICH	(201,709)	23,926	189,508	0
SAN JUAN	(70,729)	91,591	33,521	0
SEVIER	9,248	144,259	5,280	0
SO. SANPETE	0	563,713	579,201	0
SO. SUMMIT	0	56,007	120,962	0
TINTIC	0	1,861,703	(90,154)	0
TOOLE	21,656	0	0	168,809
UNITAH	52,930	308,129	348,426	0
WASATCH	0	(152,522)	(234,283)	0
WASHINGTON	(5,220,512)	2,267,888	(500,380)	0
WAYNE	0	95,307	172,310	0
WEBER	(110,546)	2,048,910	6,224,594	4,412,853
SALT LAKE	0	4,388,675	(2,221,390)	(14,386,765)
OGDEN	425,641	1,137,456	1,249,752	165,420
PROVO	0	4,247,638	7,885,017	0
LOGAN	0	1,274,700	1,210,086	0
MURRAY	0	1,387,852	2,284,498	411,068
TOTALS	(33,389,072)	141,450,888	81,262,911	(9,523,919)

UTAH STATE OFFICE OF EDUCATION
F4 Statewide Statement of Changes in Financial Position
 1994-95

FUND 40 BLDG RESERVE

	Other Financing Sources and Uses:					Changes in Reserved & Designated		
	Total Revenues	Total Expenditures	(Revenues - Expenditures)	Misc. Other Financing Sources	c. Interfund Transfers In	d. Interfund Transfers (Out)	a. (Inc.) Dec. In Reserved Fund Balance	b. (Inc.) Dec. In Designated Fund Balance
ALPINE	0	0	0	0	0	0	0	0
BEAVER	0	0	0	0	0	0	0	0
BOX ELDER	0	0	0	0	0	0	0	0
CACHE	0	0	0	0	0	0	0	0
CARBON	0	0	0	0	0	0	0	0
DAGGETT	0	0	0	0	0	0	0	0
DAVIS	0	0	0	0	0	0	0	0
DUCHESNE	0	0	0	0	0	0	0	0
EMERY	0	0	0	0	0	0	0	0
GARFIELD	0	0	0	0	0	0	0	0
GRAND	25,665	91,038	(65,373)	0	0	0	0	0
GRANITE	0	0	0	0	0	0	0	0
IRON	0	0	0	0	0	0	0	0
JORDAN	0	0	0	0	0	0	0	0
JUAB	0	0	0	0	0	0	0	0
KANE	0	0	0	0	0	0	0	0
MILLARD	0	0	0	0	0	0	0	0
MORGAN	16,131	1,202,774	(1,202,643)	0	0	0	0	0
NEBO	0	0	0	0	0	0	0	0
NO. SANPETE	0	0	0	0	0	0	0	0
NO. SUMMIT	10,929	131,015	(120,086)	0	27,361	0	0	0
PARK CITY	0	0	0	0	0	0	0	0
PIUTE	0	0	0	0	0	0	0	0
RICH	24,000	0	24,000	0	0	0	0	0
SAN JUAN	0	0	0	0	0	0	0	0
SEVIER	0	0	0	0	0	0	0	0
SO. SANPETE	0	0	0	0	0	0	0	0
SO. SUMMIT	739,441	0	739,441	0	0	445,068	(294,373)	0
TINTIC	0	0	0	0	0	0	0	0
TOOELE	0	0	0	0	0	0	0	0
UINTAH	0	0	0	0	0	0	0	0
WASATCH	0	0	0	0	0	0	0	0
WASHINGTON	0	0	0	0	0	0	0	0
WAYNE	0	0	0	0	0	0	0	0
WEBER	0	0	0	0	0	0	0	0
SALT LAKE	7,172,968	188,902	6,984,066	0	0	19,457,844	0	0
OGDEN	0	0	0	0	0	0	0	0
PROVO	0	974,155	(974,155)	0	974,155	0	0	0
LOGAN	0	0	0	0	0	0	0	0
MURRAY	0	0	0	0	0	0	0	0
TOTALS	7,989,134	2,603,884	5,385,250	0	1,001,516	19,902,912	(294,373)	0

UTAH STATE OFFICE OF EDUCATION
F4 Statewide Statement of Changes in Financial Position
 1994-95

FUND 40 BLDG RESERVE

	Unappropriated Fund Balance, July 1	Unappropriated Fund Balance, June 30	(Inc.) Dec. In Reserves for Encumbrances
ALPINE	0	0	0
BEAVER	0	0	0
BOX ELDER	0	0	0
CACHE	0	0	0
CARBON	0	0	0
DAGGETT	0	0	0
DAVIS	0	0	0
DUCHESNE	0	0	0
EMERY	0	0	0
GARFIELD	0	0	0
GRAND	497,581	432,208	0
GRANITE	0	0	0
IRON	0	0	0
JORDAN	0	0	0
JUAB	0	0	0
KANE	0	0	0
MILLARD	0	0	0
MORGAN	1,202,643	0	0
NEBO	0	0	0
NO. SANPETE	0	0	0
NO. SUMMIT	12,398	(80,327)	0
PARK CITY	0	0	0
PIUTE	0	0	0
RICH	476,903	500,903	0
SAN JUAN	0	0	0
SEVIER	0	0	0
SO. SANPETE	0	0	0
SO. SUMMIT	0	0	0
TINTIC	0	0	0
TOOELE	0	0	0
UINTAH	0	0	0
WASATCH	0	0	0
WASHINGTON	0	0	0
WAYNE	0	0	0
WEBER	0	0	37,794
SALT LAKE	12,473,778	0	0
OGDEN	0	0	0
PROVO	0	0	0
LOGAN	0	0	0
MURRAY	0	0	0
TOTALS	14,663,303	852,784	37,794

UTAH STATE OFFICE OF EDUCATION
F4 Statewide Statement of Changes in Financial Position
 1994-95

FUND 51 FOOD SERVICES

	Other Financing Sources and Uses:										Changes in Reserved & Designated	
	Total Revenues	Total Expenditures	(Revenues - Expenditures)	Misc. Other Financing Sources	c. Interfund Transfers In	d. Interfund Transfers (Out)	a. (Inc.) Dec. in		b. (Inc.) Dec. in			
							Reserved Fund Balance	Designated Fund Balance				
ALPINE	7,232,076	7,122,370	109,706	0	0	0	0	0	0	0	0	
BEAVER	220,082	201,633	18,449	0	0	0	0	0	0	0	0	
BOX ELDER	2,277,480	2,289,474	(11,994)	0	0	0	0	42,245	0	0	0	
CACHE	2,595,354	2,635,272	(39,918)	0	0	0	0	(4,524)	0	0	0	
CARBON	1,264,875	1,235,410	29,465	0	0	0	0	0	0	0	0	
DAGGETT	42,202	39,845	2,357	0	0	0	0	0	0	0	0	
DAVIS	12,170,978	12,003,713	167,265	0	0	0	0	0	0	0	0	
DUCHESNE	982,227	1,115,973	(133,746)	0	0	0	0	55,052	0	0	0	
EMERY	816,186	896,344	(80,158)	0	0	0	0	0	0	0	0	
GARFIELD	232,743	255,465	(22,722)	0	0	0	0	0	0	0	0	
GRAND	317,988	308,870	9,118	0	38,633	0	0	0	0	0	0	
GRANITE	12,166,800	12,877,253	(710,453)	0	0	0	0	0	0	0	0	
IRON	1,181,168	1,199,144	(17,976)	(10,097)	0	0	0	(9,307)	0	3,963	0	
JORDAN	12,833,120	13,225,703	(392,583)	(22,600)	0	0	0	328,825	0	0	0	
JUAB	438,819	431,365	7,454	0	0	0	0	0	0	0	0	
KANE	276,703	296,458	(19,755)	0	0	0	0	(2,565)	0	0	0	
MILLARD	1,121,007	1,123,545	(2,538)	0	0	0	0	0	0	0	0	
MORGAN	424,991	454,428	(29,437)	0	0	0	0	0	0	0	0	
NEBO	3,623,282	3,427,712	195,570	0	0	0	0	0	0	0	0	
NO. SANPETE	622,032	629,671	(7,639)	0	0	0	0	0	0	0	0	
NO. SUMMIT	179,950	179,809	141	0	0	0	0	0	0	0	0	
PARK CITY	385,646	369,082	16,564	0	0	0	0	(4,094)	0	0	0	
PIUTE	131,218	142,918	(11,700)	0	33,070	0	0	0	0	0	0	
RICH	166,788	164,466	2,322	0	0	0	0	0	0	0	0	
SAN JUAN	1,081,521	1,081,516	6	0	0	0	0	0	0	0	0	
SEVIER	1,176,489	1,182,764	(6,275)	0	0	0	0	9,065	0	0	0	
SO. SANPETE	791,283	786,522	4,761	0	0	0	0	0	0	0	0	
SO. SUMMIT	146,589	168,579	(21,990)	0	24,000	0	0	0	0	0	0	
TINTIC	49,303	53,511	(4,208)	0	5,000	0	0	0	0	(102)	0	
TOOELE	1,773,773	1,754,389	19,384	101	0	0	0	0	0	0	0	
UINTAH	1,647,095	1,674,225	(27,130)	0	0	0	0	0	0	0	0	
WASATCH	462,804	489,543	(26,739)	0	0	0	0	0	0	0	0	
WASHINGTON	2,592,290	2,596,673	(4,383)	0	0	0	0	0	0	0	0	
WAYNE	159,391	174,209	(14,818)	0	10,000	0	0	0	0	0	0	
WEBER	5,922,094	5,819,846	102,248	0	0	0	0	404,238	0	0	0	
SALT LAKE	5,805,924	5,646,332	159,592	0	0	0	0	0	0	0	0	
OGDEN	3,686,855	3,649,716	37,139	0	0	0	0	0	0	0	0	
PROVO	2,871,356	2,796,985	74,371	(5,635)	0	0	0	5,635	0	0	0	
LOGAN	1,340,731	1,275,473	65,258	0	0	0	0	9,250	0	0	0	
MURRAY	1,274,541	1,197,507	77,034	0	0	0	0	0	0	51,084	0	
TOTALS	92,485,755	92,973,713	(487,958)	(38,231)	110,703	51,084	833,820	(15,624)				

UTAH STATE OFFICE OF EDUCATION
F4 Statewide Statement of Changes in Financial Position
 1994-95

FUND 51 FOOD SERVICES

	Unappropriated Fund Balance, July 1	Unappropriated Fund Balance, June 30	(Inc.) Dec. in Reserves for Encumbrances
ALPINE	2,068,488	2,178,194	0
BEAVER	3,471	21,920	0
BOX ELDER	256,431	286,682	0
CACHE	49,907	5,466	0
CARBON	268,153	297,618	0
DAGGETT	(1,201)	1,156	0
DAVIS	(134,537)	32,728	0
DUCHESNE	179,895	101,201	(50)
EMERY	(283,177)	(363,335)	0
GARFIELD	0	15,911	0
GRAND	49,281	58,399	0
GRANITE	2,217,828	1,511,338	358,731
IRON	3,340	(34,040)	(449)
JORDAN	(118,322)	(204,680)	0
JUAB	65,271	72,725	0
KANE	67,857	48,102	0
MILLARD	102,754	97,651	23,152
MORGAN	30,500	1,063	0
NEBO	(326,265)	(130,695)	0
NO. SANPETE	31,076	23,437	0
NO. SUMMIT	201	342	0
PARK CITY	95,965	108,435	0
PIUTE	(25,034)	(3,664)	0
RICH	20,997	23,319	0
SAN JUAN	(2)	4	0
SEVIER	22,278	25,068	0
SO. SANPETE	1,949	6,710	0
SO. SUMMIT	877	2,887	0
TINTIC	2,863	3,553	0
TOOELE	0	0	0
UINTAH	(20,159)	(47,289)	7,674
WASATCH	36,856	10,117	3,915
WASHINGTON	353,432	349,049	0
WAYNE	6,241	1,423	0
WEBER	1,033,033	1,539,519	123,259
SALT LAKE	1,012,763	1,172,355	0
OGDEN	496,222	533,361	24,901
PROVO	290,124	364,495	0
LOGAN	120,560	195,068	0
MURRAY	115,367	141,317	(6,330)
TOTALS	8,095,283	8,446,909	534,803



UTAH STATE OFFICE OF EDUCATION
F4 Statewide Statement of Changes in Financial Position
 1994-95

FUNDS 52-59 ENTERPRISE

	Other Financing Sources and Uses:					Changes in Reserved & Designated		
	Total Revenues	Total Expenditures	(Revenues - Expenditures)	Misc. Other Financing Sources	c. Interfund Transfers In	d. Interfund Transfers (Out)	a. (Inc.) Dec. In Reserved Fund Balance	b. (Inc.) Dec. in Designated Fund Balance
ALPINE	548,853	665,405	(116,552)	0	125,000	0	0	0
BEAVER	0	0	0	0	0	0	0	0
BOX ELDER	0	0	0	0	0	0	0	0
CACHE	0	0	0	0	0	0	0	0
CARBON	0	0	0	0	0	0	0	0
DAGGETT	0	0	0	0	0	0	0	0
DAVIS	2,558,370	2,317,414	240,956	0	0	0	0	0
DUCHESNE	0	0	0	0	0	0	0	0
EMERY	0	0	0	0	0	0	0	0
GARFIELD	0	0	0	0	0	0	0	0
GRAND	0	0	0	0	0	0	0	0
GRANITE	542,292	673,099	(130,807)	0	130,000	0	0	0
IRON	152,275	226,968	(74,693)	(2,703)	74,693	0	0	0
JORDAN	333,158	264,600	68,558	0	0	0	17,778	0
JUAB	689	0	689	0	0	0	0	0
KANE	0	0	0	0	0	0	0	0
MILLARD	23,421	18,625	4,796	0	0	0	0	0
MORGAN	46,829	46,829	0	0	0	0	0	0
NEBO	0	0	0	0	0	0	0	0
NO. SANPETE	0	0	0	0	0	0	0	0
NO. SUMMIT	0	0	0	0	0	0	0	0
PARK CITY	0	0	0	0	0	0	0	0
PIUTE	0	0	0	0	0	0	0	0
RICH	0	0	0	0	0	0	0	0
SAN JUAN	130,374	160,567	(30,193)	0	46,400	0	(1,325,029)	0
SEVIER	0	0	0	0	0	0	0	0
SO. SANPETE	0	0	0	0	0	0	0	0
SO. SUMMIT	0	0	0	0	0	0	0	0
TINTIC	0	0	0	0	0	0	0	0
TOOELE	24,037	26,657	(2,620)	0	0	0	0	2,620
UINTAH	0	0	0	0	0	0	0	0
WASATCH	0	0	0	0	0	0	0	0
WASHINGTON	0	0	0	0	0	0	0	0
WAYNE	0	0	0	0	0	0	0	0
WEBER	0	0	0	0	0	0	0	0
SALT LAKE	0	0	0	0	0	0	0	0
OGDEN	214,838	214,838	0	0	0	0	0	0
PROVO	0	0	0	0	0	0	0	0
LOGAN	0	0	0	0	0	0	0	0
MURRAY	0	0	0	0	0	0	0	0
TOTALS	4,575,136	4,615,001	(39,865)	(2,703)	376,093	0	(1,307,251)	2,620

UTAH STATE OFFICE OF EDUCATION
F4 Statewide Statement of Changes in Financial Position
 1994-95

FUNDS 52-59 ENTERPRISE

	Unappropriated Fund Balance, July 1	Unappropriated Fund Balance, June 30	(Inc.) Dec. In Reserves for Encumbrances
ALPINE	84,004	92,752	0
BEAVER	0	0	0
BOX ELDER	0	0	0
CACHE	0	0	0
CARBON	0	0	0
DAGGETT	0	0	0
DAVIS	1,474,673	1,715,629	0
DUCHESNE	0	0	0
EMERY	0	0	0
GARFIELD	0	0	0
GRAND	0	0	0
GRANITE	5,942	5,135	0
IRON	3,707	1,004	0
JORDAN	459,120	545,456	0
JUAB	12,445	13,134	0
KANE	0	0	0
MILLARD	36,728	41,524	0
MORGAN	0	0	0
NEBO	0	0	0
NO. SANPETE	0	0	0
NO. SUMMIT	0	0	0
PARK CITY	0	0	0
PIUTE	0	0	0
RICH	0	0	0
SAN JUAN	1,744,837	436,016	0
SEVIER	0	0	0
SO. SANPETE	0	0	0
SO. SUMMIT	0	0	0
TINTIC	0	0	0
TOOELE	0	0	0
UINTAH	0	0	0
WASATCH	0	0	0
WASHINGTON	0	0	0
WAYNE	0	0	0
WEBER	0	0	0
SALT LAKE	0	0	0
OGDEN	0	0	1,102
PROVO	0	0	0
LOGAN	0	0	0
MURRAY	0	0	0
TOTALS	3,821,456	2,850,350	1,102

UTAH STATE OFFICE OF EDUCATION
F4 Statewide Statement of Changes in Financial Position
 1994-95

FUNDS 60-69 INTERNAL SRVC

	Other Financing Sources and Uses:							Changes in Reserved & Designated	
	Total Revenues	Total Expenditures	(Revenues - Expenditures)	Misc. Other Financing Sources	c. Interfund Transfers In	d. Interfund Transfers (Out)	a. (Inc.) Dec. In Reserved Fund Balance	b. (Inc.) Dec. In Designated Fund Balance	
ALPINE	0	0	0	0	0	0	0	0	0
BEAVER	0	0	0	0	0	0	0	0	0
BOX ELDER	0	0	0	0	0	0	0	0	0
CACHE	0	0	0	0	0	0	0	0	0
CARBON	0	0	0	0	0	0	0	0	0
DAGGETT	0	0	0	0	0	0	0	0	0
DAVIS	1,466,810	1,413,475	53,335	0	0	0	0	0	0
DUCHESNE	0	0	0	0	0	0	0	0	0
EMERY	0	0	0	0	0	0	0	0	0
GARFIELD	0	0	0	0	0	0	0	0	0
GRAND	0	0	0	0	0	0	0	0	0
GRANITE	349,188	434,019	(84,831)	0	85,254	0	0	0	0
IRON	0	0	0	0	0	0	0	0	0
JORDAN	20,928,431	19,248,315	1,680,116	0	0	0	0	0	0
JUAB	0	0	0	0	0	0	0	0	0
KANE	0	0	0	0	0	0	0	0	0
MILLARD	0	0	0	0	0	0	0	0	0
MORGAN	0	0	0	0	0	0	0	0	0
NEBO	0	0	0	0	0	0	0	0	0
NO. SANPETE	0	0	0	0	0	0	0	0	0
NO. SUMMIT	0	0	0	0	0	0	0	0	0
PARK CITY	0	0	0	0	0	0	0	0	0
PIUTE	0	0	0	0	0	0	0	0	0
RICH	0	0	0	0	0	0	0	0	0
SAN JUAN	256,085	261,713	(5,628)	0	0	0	0	0	0
SEVIER	0	0	0	0	0	0	0	0	0
SO. SANPETE	0	0	0	0	0	0	0	0	0
SO. SUMMIT	0	0	0	0	0	0	0	0	0
TINTIC	0	0	0	0	0	0	0	0	0
TOOELE	0	0	0	0	0	0	0	0	0
UINTAH	0	0	0	0	0	0	0	0	0
WASATCH	0	0	0	0	0	0	0	0	0
WASHINGTON	0	0	0	0	0	0	0	0	0
WAYNE	0	0	0	0	0	0	0	0	0
WEBER	0	0	0	0	0	0	0	0	0
SALT LAKE	5,268,657	5,334,363	(65,706)	0	0	0	0	0	0
OGDEN	114,651	98,322	16,329	0	0	0	0	0	0
PROVO	0	0	0	0	0	0	0	0	0
LOGAN	0	0	0	0	0	0	0	0	0
MURRAY	379,644	83,178	296,466	0	0	0	0	0	0
TOTALS	41,429,208	38,598,362	2,830,846	0	85,254	0	0	0	0



UTAH STATE OFFICE OF EDUCATION
F4 Statewide Statement of Changes in Financial Position
 1994-95

FUNDS 60-69 INTERNAL SRVC

	Unappropriated Fund Balance, July 1	Unappropriated Fund Balance, June 30	(Inc.) Dec. In Reserves for Encumbrances
ALPINE	2,290,919	3,231,684	0
BEAVER	0	0	0
BOX ELDER	0	0	0
CACHE	0	0	0
CARBON	0	0	0
DAGGETT	0	0	0
DAVIS	190	53,525	0
DUCHESNE	0	0	0
EMERY	0	0	0
GARFIELD	0	0	0
GRAND	0	423	0
GRANITE	0	0	0
IRON	0	0	0
JORDAN	1,700,874	3,380,990	0
JUAB	0	0	0
KANE	0	0	0
MILLARD	0	0	0
MORGAN	0	0	0
NEBO	0	0	0
NO. SANPETE	0	0	0
NO. SUMMIT	0	0	0
PARK CITY	0	0	0
PIUTE	0	0	0
RICH	0	0	0
SAN JUAN	312,293	306,664	0
SEVIER	0	0	0
SO. SANPETE	0	0	0
SO. SUMMIT	0	0	0
TINTIC	0	0	0
TOOELE	0	0	0
UINTAH	0	0	0
WASATCH	0	0	0
WASHINGTON	0	0	0
WAYNE	0	0	0
WEBER	0	0	0
SALT LAKE	495,673	429,967	0
OGDEN	(18,450)	(2,121)	1,509
PROVO	0	0	0
LOGAN	0	0	0
MURRAY	245,603	542,069	0
TOTALS	5,027,102	7,943,202	1,509

- 1 -
6
9

UTAH STATE OFFICE OF EDUCATION
F4 Statewide Statement of Changes in Financial Position
 1994-95

FUND 71 TRUST

Other Financing Sources and Uses:

	Total Revenues	Total Expenditures	(Revenues - Expenditures)	Misc. Other Financing Sources	c. Interfund Transfers In	d. Interfund Transfers (Out)	Changes in Reserved & Designated	
							a. (Inc.) Dec. In Reserved Fund Balance	b. (Inc.) Dec. In Designated Fund Balance
ALPINE	776,525	588,358	188,167	0	0	0	0	0
BEAVER	0	0	0	0	0	0	0	0
BOX ELDER	794,062	740,774	53,288	0	0	0	0	(9,884)
CACHE	524,369	580,969	(56,600)	0	0	0	0	56,600
CARBON	0	0	0	0	0	0	0	0
DAGGETT	0	0	0	0	0	0	0	0
DAVIS	695,108	590,185	104,923	0	0	0	0	0
DUCHESNE	15,159	15,972	(813)	0	0	0	0	0
EMERY	0	0	0	0	0	0	0	0
GARFIELD	0	0	0	0	0	0	0	0
GRAND	0	0	0	0	0	0	0	0
GRANITE	1,600	0	1,600	0	0	0	0	0
IRON	1,118,905	1,061,633	57,272	3,363	0	0	0	(37,389)
JORDAN	206,323	187,047	19,276	0	0	0	976	0
JUAB	5,919	5,742	177	0	0	0	0	(177)
KANE	0	0	0	0	0	0	0	0
MILLARD	174,210	11,861	162,349	0	0	0	0	0
MORGAN	48,455	50,617	(2,162)	0	0	0	0	0
NEBO	0	0	0	0	0	0	0	2,162
NO. SANPETE	83,328	102,310	(18,982)	0	0	0	0	(1,457,155)
NO. SUMMIT	0	0	0	0	0	0	0	0
PARK CITY	94,396	76,708	17,688	0	0	0	0	0
PIUTE	0	0	0	0	0	0	0	0
RICH	0	0	0	0	0	0	0	0
SAN JUAN	298,587	139,007	159,579	0	0	0	0	0
SEVIER	0	0	0	0	0	0	0	0
SO. SANPETE	0	0	0	0	0	0	0	0
SO. SUMMIT	7,962	18,314	(10,352)	0	0	0	0	0
TINTIC	0	0	0	0	0	0	0	0
TOOELE	0	0	0	0	0	0	0	0
UINTAH	45,406	62,563	(17,157)	99,650	0	0	0	(82,493)
WASATCH	0	0	0	0	0	0	0	0
WASHINGTON	139,319	122,154	17,165	0	0	0	0	0
WAYNE	0	0	0	0	0	0	0	0
WEBER	638,883	636,019	2,864	0	0	0	0	0
SALT LAKE	397,299	285,445	111,854	0	0	0	(2,206)	0
OGDEN	0	0	0	0	93,184	0	0	(30,001)
PROVO	0	0	0	0	0	0	0	0
LOGAN	0	0	0	0	0	0	0	0
MURRAY	235,934	333,269	(97,335)	0	95,500	0	0	0
TOTALS	6,301,748	5,608,947	692,801	103,013	188,684	0	(1,230)	(1,558,337)

UTAH STATE OFFICE OF EDUCATION
F4 Statewide Statement of Changes in Financial Position
 1994-95

FUND 71 TRUST

	Unappropriated Fund Balance, July 1	Unappropriated Fund Balance, June 30	(Inc.) Dec. in Reserves for Encumbrances
ALPINE	320,249	508,416	0
BEAVER	0	0	0
BOX ELDER	157,586	200,990	0
CACHE	0	0	0
CARBON	0	0	0
DAGGETT	0	0	0
DAVIS	242,940	347,863	0
DUCHESNE	22,516	21,703	0
EMERY	0	0	0
GARFIELD	0	0	0
GRAND	0	0	0
GRANITE	5,734	7,334	0
IRON	(35,644)	(12,398)	20,541
JORDAN	137,371	157,623	0
JUAB	(153,553)	(153,553)	(153,553)
KANE	0	0	0
MILLARD	68,070	230,419	0
MORGAN	(0)	(0)	0
NEBO	1,457,155	0	1,457,155
NO. SANPETE	18,982	0	0
NO. SUMMIT	0	0	0
PARK CITY	7,244	24,932	0
PIUTE	0	0	0
RICH	0	0	0
SAN JUAN	28,944	188,523	0
SEVIER	0	0	0
SO. SANPETE	0	0	0
SO. SUMMIT	10,352	0	0
TINTIC	0	0	0
TOOELE	0	0	0
UINTAH	0	0	0
WASATCH	0	0	0
WASHINGTON	52,550	69,715	0
WAYNE	0	0	0
WEBER	82,953	85,817	82,953
SALT LAKE	240,602	350,250	(4,848)
OGDEN	209,524	272,708	0
PROVO	0	0	0
LOGAN	0	0	0
MURRAY	103,259	101,424	0
TOTALS	2,976,834	2,401,766	1,402,248

UTAH STATE OFFICE OF EDUCATION
F4 Statewide Statement of Changes in Financial Position
 1994-95

FUND 76 AGENCY

	Total Revenues	Total Expenditures	(Revenues - Expenditures)
ALPINE	2,534,706	0	2,534,706
BEAVER	0	0	0
BOX ELDER	0	0	0
CACHE	0	0	0
CARBON	246,986	305,077	(58,091)
DAGGETT	7,837	0	7,837
DAVIS	0	0	0
DUCHESNE	0	0	0
EMERY	62,342	37,976	24,366
GARFIELD	0	0	0
GRAND	0	0	0
GRANITE	0	0	0
IRON	0	0	0
JORDAN	0	0	0
JUAB	17,543	11,259	6,284
KANE	0	0	0
MILLARD	0	0	0
MORGAN	0	0	0
NEBO	40,757	33,373	7,384
NO. SANPETE	9,306	7,686	1,620
NO. SUMMIT	0	0	0
PARK CITY	0	0	0
PIUTE	0	0	0
RICH	0	0	0
SAN JUAN	0	0	0
SEVIER	600,071	574,010	26,061
SO. SANPETE	0	0	0
SO. SUMMIT	0	0	0
TINTIC	0	0	0
TOOELE	0	0	0
UINTAH	0	0	0
WASATCH	0	0	0
WASHINGTON	0	0	0
WAYNE	0	0	0
WEBER	54,142	54,142	0
SALT LAKE	1,228,859	1,042,824	186,035
OGDEN	0	0	0
PROVO	3,402,540	3,421,083	(18,543)
LOGAN	0	0	0
MURRAY	73,000	73,000	0
TOTALS	8,277,789	5,560,430	2,717,359

- 1 -
 - 2 -

BEST COPY AVAILABLE

UTAH STATE OFFICE OF EDUCATION
F4 Statewide Statement of Changes in Financial Position
 1994-95

FUND 77 STUDENT ACTIVITIES

	Total Revenues	Total Expenditures	(Revenues - Expenditures)
ALPINE	9,015,529	8,657,961	357,568
BEAVER	0	0	0
BOX ELDER	0	0	0
CACHE	4,024,782	3,981,250	43,531
CARBON	806,501	824,331	(17,830)
DAGGETT	58,977	51,021	7,956
DAVIS	0	0	0
DUCHESNE	0	0	0
EMERY	1,067,108	1,057,382	9,726
GARFIELD	0	0	0
GRAND	0	0	0
GRANITE	0	0	0
IRON	0	0	0
JORDAN	16,421,348	16,141,262	280,086
JUAB	345,931	314,021	31,910
KANE	0	0	0
MILLARD	0	0	0
MORGAN	92,788	92,788	0
NEBO	4,796,641	4,707,201	89,440
NO. SANPETE	521,478	506,919	14,559
NO. SUMMIT	0	0	0
PARK CITY	0	0	0
PIUTE	0	0	0
RICH	0	0	0
SAN JUAN	0	0	0
SEVIER	1,325,135	1,326,297	(1,162)
SO. SANPETE	0	0	0
SO. SUMMIT	197,729	193,838	3,891
TINTIC	0	0	0
TOOLE	1,500,000	1,500,000	0
UINTAH	853,331	859,502	(6,171)
WASATCH	0	0	0
WASHINGTON	0	0	0
WAYNE	112,455	129,230	(16,775)
WEBER	0	0	0
SALT LAKE	2,969,351	2,866,010	103,341
OGDEN	0	0	0
PROVO	673,249	627,781	45,468
LOGAN	0	0	0
MURRAY	0	0	0
TOTALS	44,782,333	43,836,795	945,538



UTAH STATE OFFICE OF EDUCATION
F4 STATEWIDE SCHEDULES A, B, and C

1994 - 1995

SCHEDULE A - Regular Basic Program (Minimum School Program, WPU's only)

School	3055 Regular				3060 Necessarily		3065 Professional		3070		Local Funds	State Funds
	12	12	Existing Rural	Small	Staff	Administrative	Costs	Costs	BASIC PROGRAM	TOTAL REGULAR		
ALPINE	62,955,002	0	0	0	5,636,326	25,728	88,617,056	15,310,746	53,306,310	1,568,802	0	1,568,802
BEAVER	928,572	334,977	334,977	0	220,029	85,224	1,568,802	6,788,798	12,400,588	19,189,386	6,788,798	17,025,798
BOX ELDER	17,207,359	432,557	432,557	0	1,509,270	40,200	21,655,516	4,629,718	5,470,302	8,997,476	3,527,174	238,632
CACHE	19,784,696	0	0	0	1,830,620	77,184	799,838	561,206	73,623,793	8,210,380	2,379,332	5,831,048
CARBON	7,868,756	309,635	309,635	0	741,901	77,184	6,028,250	900,825	0	3,115,235	0	2,214,410
DAKOTA	326,644	343,456	343,456	0	44,514	85,224	1,312,790	0	1,312,790	1,312,790	0	1,312,790
DAVIS	65,923,169	0	0	0	7,674,896	25,728	126,941,947	38,234,699	88,707,248	10,639,190	3,430,021	7,209,169
DUCHESNE	6,901,047	568,264	568,264	0	663,885	77,184	85,615,992	1,163,498	85,615,992	2,987,552	1,163,498	1,824,054
EMERY	5,201,204	253,053	253,053	0	496,809	77,184	2,248,610	0	2,248,610	6,611,170	0	2,248,610
GARFIELD	1,857,276	943,052	943,052	0	209,683	85,224	3,595,710	994,320	2,601,390	3,595,710	994,320	2,601,390
GRAND	884,416	127,995	127,995	0	215,155	85,224	30,990,933	7,354,208	23,636,725	30,990,933	7,354,208	3,164,753
GRANITE	115,955,052	0	0	0	10,961,167	25,728	4,074,366	909,613	3,164,753	4,074,366	909,613	3,164,753
IRON	9,515,376	168,562	168,562	0	878,068	77,184	2,023,323	5,024,276	1,116,639	2,023,323	5,024,276	1,116,639
JORDAN	75,444,381	0	0	0	10,145,883	25,728	1,171,069	17,5438	995,631	1,171,069	17,5438	995,631
JUAB	2,656,421	29,126	29,126	0	216,781	85,224	768,428	0	768,428	768,428	0	768,428
KANE	1,167,828	726,515	726,515	0	269,043	85,224	6,479,825	1,919,381	4,560,444	6,479,825	1,919,381	4,560,444
MILLARD	5,871,218	164,019	164,019	0	498,749	77,184	8,747,500	2,222,344	6,525,156	8,747,500	2,222,344	6,525,156
MORGAN	3,223,628	0	0	0	294,898	77,184	5,143,330	811,474	4,331,856	5,143,330	811,474	4,331,856
NEBO	28,383,236	0	0	0	2,567,497	40,200	2,220,383	2,220,383	0	2,220,383	2,220,383	0
NO. SANPETE	3,566,897	99,294	99,294	0	330,991	77,184	990,751	0	990,751	990,751	0	990,751
NO. SUMMIT	1,609,096	176,491	176,491	0	152,512	85,224	13,267,321	4,520,533	8,746,788	13,267,321	4,520,533	8,746,788
PARK CITY	4,530,852	0	0	0	416,240	77,184	11,159,898	6,018,627	5,141,271	11,159,898	6,018,627	5,141,271
PIUTE	646,467	353,168	353,168	0	86,210	85,224	5,662,451	2,572,566	3,089,885	5,662,451	2,572,566	3,089,885
RICH	163,974	410,516	410,516	0	108,714	85,224	28,110,945	360,707	1,239,143	28,110,945	360,707	1,239,143
SAN JUAN	5,140,845	752,988	752,988	0	508,808	77,184	45,675,709	10,822,688	34,853,021	45,675,709	10,822,688	34,853,021
SEVIER	7,673,066	317,031	317,031	0	680,219	77,184	10,760,128	0	10,760,128	10,760,128	0	10,760,128
SO. SANPETE	4,634,106	29,349	29,349	0	402,691	77,184	13,907,050	8,333,900	13,907,050	13,907,050	8,333,900	13,907,050
SO. SUMMIT	1,795,316	178,088	178,088	0	161,755	85,224	21,756,379	3,711,124	5,997,528	21,756,379	3,711,124	5,997,528
TINTIC	276,153	547,744	547,744	0	81,566	85,224	9,708,652	5,723,645	5,617,437	9,708,652	5,723,645	5,617,437
TOOELE	11,607,653	547,804	547,804	0	1,034,680	77,184	692,342,342	164,316,396	528,025,946	13,267,321	4,520,533	8,746,788
UINTAH	10,054,570	152,660	152,660	0	875,484	77,184	11,159,898	6,018,627	5,141,271	11,159,898	6,018,627	5,141,271
WASATCH	5,164,267	0	0	0	421,000	77,184	5,662,451	2,572,566	3,089,885	5,662,451	2,572,566	3,089,885
WASHINGTON	25,466,864	245,659	245,659	0	2,358,222	40,200	28,110,945	10,149,048	17,961,897	28,110,945	10,149,048	17,961,897
WAYNE	990,386	424,288	424,288	0	99,952	85,224	1,599,850	360,707	1,239,143	1,599,850	360,707	1,239,143
WEBER	41,752,580	0	0	0	3,897,401	25,728	45,675,709	10,822,688	34,853,021	45,675,709	10,822,688	34,853,021
SALT LAKE	7,015,099	0	0	0	3,719,301	25,728	10,760,128	0	10,760,128	10,760,128	0	10,760,128
OGDEN	12,197,095	0	0	0	1,669,755	40,200	13,907,050	8,333,900	13,907,050	13,907,050	8,333,900	13,907,050
PROVO	19,896,123	0	0	0	1,820,856	39,400	21,756,379	3,711,124	5,997,528	21,756,379	3,711,124	5,997,528
LOGAN	8,867,719	0	0	0	763,749	77,184	9,708,652	5,723,645	5,617,437	9,708,652	5,723,645	5,617,437
MURRAY	10,339,706	0	0	0	924,192	77,184	11,341,082	5,723,645	5,617,437	11,341,082	5,723,645	5,617,437
TOTALS	615,444,115	8,656,291	8,656,291	0	65,589,472	2,652,464	692,342,342	164,316,396	528,025,946	692,342,342	164,316,396	528,025,946

BEST COPY AVAILABLE



UTAH STATE OFFICE OF EDUCATION
F4 STATEWIDE SCHEDULES A, B, and C

1994 - 1995

SCHEDULE B - Restricted Basic Program (Minimum School Program, WPU's only)

	3155 Special Education -- Add- On	3160 Special Education -- Self- Contained	3170 Extended Yr. Program/Severely Disabled	Education -- Institutions/Impact Aid	3205 Applied Technology -- Add-On	3215 Applied Technology -- District Self-Aside	3255 Youth-In- Custody	3265 Accelerated Learning -- Gifted & Talented
ALPINE	6,750,536	1,387,030	27,646	97,547	2,032,292	138,649	458,717	126,903
BEAVER	136,645	19,027	178	26,992	203,695	15,517	0	4,760
BOX ELDER	1,840,680	280,588	4,930	47,475	695,452	44,098	0	32,966
CACHE	1,791,045	390,575	6,680	45,956	680,541	36,010	87,525	36,974
CARBON	1,386,670	167,777	2,862	40,092	377,115	20,959	40,707	15,278
DAGGETT	31,219	0	0	26,992	67,856	7,809	0	1,253
DAVIS	8,488,404	2,385,574	23,382	133,490	3,338,639	128,438	240,762	162,262
DUCHESNE	1,211,422	258,398	11,134	35,935	310,461	18,409	46,261	13,962
EMERY	433,541	76,737	4,832	72,165	273,603	35,190	0	10,193
GARFIELD	157,713	14,919	1,272	26,992	190,987	18,406	0	5,057
GRAND	395,549	40,290	3,280	26,992	140,767	0	0	4,837
GRANITE	12,843,058	3,186,344	22,369	174,451	3,541,287	162,537	1,960,414	207,547
IRON	898,676	39,226	5,441	37,127	407,753	0	359,532	14,474
JORDAN	12,494,975	2,885,146	42,229	256,023	3,704,516	164,358	432,897	199,172
JUAB	472,918	62,694	1,754	26,452	159,669	9,311	0	2,759
KANE	180,649	20,904	8,397	27,315	175,641	74,564	0	5,678
MILLARD	858,120	110,791	37,577	35,102	401,071	33,289	64,025	11,279
MORGAN	215,136	26,085	1,790	26,992	182,200	9,811	0	5,959
NEBO	2,368,954	355,719	4,723	58,566	1,100,484	0	235,868	59,807
NO. SANPETE	508,975	57,629	4,680	26,992	213,986	17,705	16,066	6,990
NO. SUMMIT	126,148	4,824	4,832	26,992	125,891	8,682	0	3,240
PARK CITY	350,177	68,081	30,785	26,992	107,448	9,301	0	31,821
PIUTE	59,350	5,887	0	26,992	90,170	8,110	0	1,827
RICH	101,007	9,478	0	26,992	77,895	8,074	0	2,451
SAN JUAN	775,929	194,711	23,639	37,054	398,422	12,642	50,722	11,200
SEVIER	1,118,064	101,259	1,113	35,968	399,120	18,671	80,036	17,998
SO. SANPETE	576,822	34,964	3,459	33,901	254,053	10,684	0	8,701
SO. SUMMIT	209,405	21,673	835	26,992	135,810	15,059	0	3,687
TINTIC	62,730	0	0	26,992	73,156	7,821	0	1,791
TOOELE	1,148,537	209,630	3,459	41,194	512,429	22,222	0	22,362
UINTAH	1,376,485	413,607	10,140	44,690	453,970	13,862	123,923	19,063
WASATCH	560,155	105,502	0	30,444	311,146	0	0	9,483
WASHINGTON	2,155,797	282,161	5,488	52,669	1,079,166	36,888	115,876	48,025
WAYNE	105,890	671	0	26,992	138,866	8,422	0	2,594
WEBER	4,555,788	1,262,393	20,041	73,446	1,499,516	71,295	261,478	86,771
SALT LAKE	5,633,594	1,625,202	61,825	80,845	1,156,649	36,058	253,749	70,192
OGDEN	3,421,850	1,121,900	11,631	54,025	687,839	25,930	744,942	36,037
PROVO	4,638,557	775,891	21,758	49,619	854,098	118,264	326,982	37,023
LOGAN	818,406	192,709	7,516	35,625	224,201	27,285	0	16,447
MURRAY	1,065,633	253,199	4,295	36,711	372,138	55,021	0	19,323
TOTALS	82,325,209	18,449,195	425,972	2,044,783	27,149,998	1,449,351	5,900,482	1,378,146



UTAH STATE OFFICE OF EDUCATION
F4 STATEWIDE SCHEDULES A, B, and C

1994 - 1995

SCHEDULE B - Restricted Basic Program (Minimum School Program; WPU's only)

	Learning -- Advanced Placement	Learning -- Concurrent Enrollment	3280 At-Risk -- Student Program	3281 At-Risk -- Pregnancy Prevention	3283 At-Risk -- Homeless & Minority	3284 At-Risk -- MESA	3285 At-Risk -- Family Involvement	3290 Career Ladders
ALPINE	118,952	20,528	172,364	36,162	24,790	5,950	13,961	3,189,437
BEAVER	376	0	10,000	0	297	0	0	128,039
BOX ELDER	16,273	5,269	56,394	11,760	9,632	0	0	921,453
CACHE	35,085	15,657	54,506	0	4,696	0	8,000	1,025,696
CARBON	5,549	24,734	31,145	0	6,419	17,961	0	377,800
DAGGETT	0	867	10,000	0	36	0	0	28,920
DAVIS	183,706	23,809	401,253	0	0	0	0	4,629,254
DUCHESNE	0	14,724	29,033	0	5,547	0	0	399,533
EMERY	4,797	16,787	18,329	7,456	830	0	0	297,618
GARFIELD	0	93	10,000	0	577	0	0	117,299
GRAND	264	7,693	10,537	0	5,624	0	0	149,064
GRANITE	379,703	23,367	520,663	157,938	108,771	68,673	0	6,336,223
IRON	4,456	1,421	34,646	0	12,802	0	0	490,503
JORDAN	190,667	31,518	275,293	145,347	34,128	24,862	25,000	5,691,323
JUAB	1,285	164	10,000	0	854	0	0	127,239
KANE	0	1,150	10,171	0	794	0	0	141,297
MILLARD	1,129	7,254	23,857	8,916	7,577	0	0	343,751
MORGAN	3,856	13,257	10,000	0	307	0	0	167,545
NEBO	26,337	31,539	76,192	16,060	8,498	0	0	1,371,102
NO. SANPETE	0	9,853	18,693	0	0	0	0	203,919
NO. SUMMIT	1,034	4,522	10,000	0	180	0	0	90,687
PARK CITY	0	0	10,490	0	0	0	0	240,610
PIUTE	0	561	10,000	0	180	0	0	43,867
RICH	0	3,689	10,000	0	265	0	0	60,469
SAN JUAN	1,317	13,838	32,816	0	67,486	0	0	353,559
SEVIER	3,763	20,734	30,047	9,322	9,103	0	0	433,067
SO. SANPETE	188	11,869	19,989	3,151	3,058	0	0	257,351
SO. SUMMIT	0	0	10,000	0	54	0	0	105,310
TINTIC	188	93	0	0	926	0	0	36,285
TOOELE	4,044	6,327	38,450	15,372	9,002	0	0	631,753
UINTAH	1,317	23,923	42,881	11,606	16,121	0	0	579,578
WASATCH	3,386	2,938	14,310	0	3,611	0	0	268,770
WASHINGTON	19,000	32,120	83,312	0	43,721	0	0	1,250,814
WAYNE	0	9,277	10,000	0	689	0	0	67,474
WEBER	47,967	39,626	186,097	32,516	24,137	20,401	0	2,233,500
SALT LAKE	53,146	18,741	124,725	35,767	221,061	33,378	0	1,960,583
OGDEN	11,570	11,954	101,082	21,598	160,122	22,561	0	1,147,487
PROVO	56,358	22,807	78,079	25,764	44,229	13,361	0	1,145,879
LOGAN	12,134	40,148	32,145	0	13,213	11,061	6,000	449,131
MURRAY	10,912	3,584	27,920	7,368	4,054	0	0	567,971
TOTALS	1,198,759	516,435	2,655,419	546,103	853,391	218,208	52,961	38,061,160



UTAH STATE OFFICE OF EDUCATION
F4 STATEWIDE SCHEDULES A, B, and C

1994 - 1995

	SCHEDULE B - Restricted Basic Program (MSP, WPU's only)				SCHEDULE C - Unrestricted Basic Program (MSP, WPU's only)				TOTAL	
	3295 Class Size Reduction -- K-4	TOTAL RESTRICTED BASIC PROGRAM	Local Funds	State Funds	Local Funds	Program (State) Funds	UNRESTRICTED BASIC PROGRAM	3355 Local	UNRESTRICTED BASIC PROGRAM	
ALPINE	1,336,715	15,938,179	0	15,938,179	0	1,630,764	1,630,764	0	1,630,764	
BEAVER	43,869	589,395	0	589,395	0	65,992	65,992	0	65,992	
BOX ELDER	363,211	4,330,181	0	4,330,181	0	457,021	457,021	0	457,021	
CACHE	415,970	4,634,916	0	4,634,916	0	512,589	512,589	0	512,589	
CARBON	149,696	2,664,764	0	2,664,764	0	211,796	211,796	0	211,796	
DAGGETT	6,956	181,908	0	181,908	0	17,362	17,362	0	17,362	
DAVIS	1,870,957	22,009,930	0	22,009,930	0	2,249,507	2,249,507	0	2,249,507	
DUCHESNE	140,755	2,495,574	0	2,495,574	0	193,557	193,557	0	193,557	
EMERY	99,020	1,351,098	541,228	809,870	0	141,311	141,311	0	141,311	
GARFIELD	34,802	578,117	0	578,117	0	70,102	70,102	0	70,102	
GRAND	53,213	838,110	0	838,110	0	67,047	67,047	0	67,047	
GRANITE	2,569,717	32,263,062	0	32,263,062	0	3,009,505	3,009,505	0	3,009,505	
IRON	202,528	2,508,585	819,868	1,688,717	0	250,895	250,895	0	250,895	
JORDAN	2,300,023	28,897,477	0	28,897,477	0	2,761,221	2,761,221	0	2,761,221	
JUAB	56,142	931,241	0	931,241	0	69,556	69,556	0	69,556	
KANE	46,905	693,465	0	693,465	0	78,713	78,713	0	78,713	
MILLARD	119,822	2,063,560	2,219,924	(156,364)	0	156,364	156,364	0	156,364	
MORGAN	63,918	726,856	0	726,856	0	82,616	82,616	0	82,616	
NEBO	501,396	6,215,245	0	6,215,245	0	735,480	735,480	0	735,480	
NO. SANPETE	74,412	1,159,900	0	1,159,900	0	183,122	183,122	0	183,122	
NO. SUMMIT	31,232	438,264	0	438,264	0	44,924	44,924	0	44,924	
PARK CITY	108,852	984,557	984,557	0	117,387	0	117,387	0	117,387	
PIUTE	8,630	255,574	0	255,574	0	25,313	25,313	0	25,313	
RICH	17,161	317,481	0	317,481	0	33,977	33,977	0	33,977	
SAN JUAN	119,412	2,092,747	0	2,092,747	0	155,265	155,265	0	155,265	
SEVIER	122,284	2,400,549	0	2,400,549	0	204,788	204,788	0	204,788	
SO. SANPETE	92,737	1,310,927	0	1,310,927	0	120,613	120,613	0	120,613	
SO. SUMMIT	32,519	561,344	561,344	0	0	0	0	0	0	
TINTIC	9,001	218,983	0	218,983	0	24,828	24,828	0	24,828	
TOOELE	239,803	2,904,584	0	2,904,584	0	310,030	310,030	0	310,030	
UINTAH	224,530	3,355,696	0	3,355,696	0	264,319	264,319	0	264,319	
WASATCH	106,227	1,415,972	0	1,415,972	0	128,363	128,363	0	128,363	
WASHINGTON	548,544	5,753,581	0	5,753,581	0	665,776	665,776	0	665,776	
WAYNE	19,025	389,900	0	389,900	0	35,966	35,966	0	35,966	
WEBER	792,748	11,207,720	0	11,207,720	0	1,081,471	1,081,471	0	1,081,471	
SALT LAKE	926,553	12,292,068	0	12,292,068	0	973,121	973,121	0	973,121	
OGDEN	464,568	8,045,096	0	8,045,096	0	499,601	499,601	0	499,601	
PROVO	445,212	8,653,881	0	8,653,881	0	513,252	513,252	0	513,252	
LOGAN	218,286	2,104,307	0	2,104,307	0	228,008	228,008	0	228,008	
MURRAY	223,643	2,651,772	0	2,651,772	0	267,885	267,885	0	267,885	
TOTALS	15,200,994	198,426,566	5,126,921	193,299,645	117,387	18,521,720	18,639,107	117,387	18,639,107	

UTAH STATE OFFICE OF EDUCATION
F4 STATEWIDE SCHEDULES A, B, and C

1994 - 1995

TOTAL BASIC PROGRAM (Minimum School Program, WPU's only)

	TOTAL LOCAL FUNDS	TOTAL STATE FUNDS	TOTAL BASIC PROGRAM
ALPINE	15,310,746	70,874,933	86,185,699
BEAVER	0	2,224,189	2,224,189
BOX ELDER	6,788,798	17,187,790	23,976,588
CACHE	4,629,718	22,173,303	26,803,021
CARBON	3,527,174	8,346,862	11,874,036
DAGGETT	561,206	437,902	999,108
DAVIS	0	97,883,230	97,883,230
DUCHESNE	2,379,332	8,520,179	10,899,511
EMERY	6,569,478	951,181	7,520,659
GARFIELD	900,825	2,862,629	3,763,454
GRAND	0	2,217,947	2,217,947
GRANITE	38,234,699	123,979,815	162,214,514
IRON	4,249,889	9,148,781	13,398,670
JORDAN	0	117,274,690	117,274,690
JUAB	1,163,498	2,824,851	3,988,349
KANE	0	3,020,788	3,020,788
MILLARD	8,831,094	(0)	8,831,094
MORGAN	994,320	3,410,862	4,405,182
NEBO	7,354,208	30,587,450	37,941,658
NO. SANPETE	909,613	4,507,775	5,417,388
NO. SUMMIT	906,684	1,599,827	2,506,511
PARK CITY	6,126,220	0	6,126,220
PIUTE	175,438	1,276,518	1,451,956
RICH	0	1,119,886	1,119,886
SAN JUAN	1,919,381	6,808,456	8,727,837
SEVIER	2,222,344	9,130,493	11,352,837
SO. SANPETE	811,474	5,763,396	6,574,870
SO. SUMMIT	2,781,727	0	2,781,727
TINTIC	0	1,234,562	1,234,562
TOOELE	4,520,533	11,961,402	16,481,935
UINTAH	6,018,627	8,761,286	14,779,913
WASATCH	2,572,566	4,634,220	7,206,786
WASHINGTON	10,149,048	24,381,254	34,530,302
WAYNE	360,707	1,665,009	2,025,716
WEBER	10,822,688	47,142,212	57,964,900
SALT LAKE	0	24,025,317	24,025,317
OGDEN	0	22,451,747	22,451,747
PROVO	8,333,900	22,589,612	30,923,512
LOGAN	3,711,124	8,329,843	12,040,967
MURRAY	5,723,645	8,537,094	14,260,739
TOTALS	169,560,704	739,847,310	909,408,014

UTAH STATE OFFICE OF EDUCATION
F4 Statewide Revenues
 1994-95

10 MAINTENANCE AND OPERATION FUND

1100 Ad Valorem Taxes		1121 Ad Valorem Taxes (Spec. Trans.)		1200 Local Governmental Units Other Than LEAs		1223 Tort Liability Levy		1310 Tuition From Pupils or Parents		1400 Transportation Fees (Spec. Trans.)		1410 Transportation Fees From Pupils or Parents		1500 Earnings on Investments
ALPINE	18,274,903	0	0	0	0	0	0	922,880	0	0	0	396,584	1,876,951	
BEAVER	1,460,691	23,591	0	0	0	0	0	520	0	0	0	0	41,284	
BOX ELDER	7,124,638	118,797	0	0	0	66,526	0	32,979	44,156	0	0	0	474,972	
CACHE	5,620,760	213,315	0	0	0	0	0	88,337	0	0	0	64,353	451,738	
CARBON	3,957,795	157,252	0	0	0	48,608	0	1,501	22,717	0	0	0	149,001	
DAGGETT	624,576	29,931	0	0	0	0	0	0	0	0	0	0	14,098	
DAVIS	27,293,798	977,037	0	0	0	488,497	0	1,360,528	0	0	0	33,388	1,940,132	
DUCHESNE	2,787,614	103,036	0	0	0	30,800	0	7,544	0	0	0	0	128,250	
EMERY	7,296,220	0	0	143,023	0	0	0	24,845	0	0	0	0	333,208	
GARFIELD	900,825	36,119	0	0	0	0	0	0	0	0	0	0	36,883	
GRAND	1,734,693	48,361	0	0	0	9,862	0	14,378	1,186	0	308	0	89,267	
GRANITE	54,884,466	856,980	0	0	0	556,165	0	433,387	0	0	93,442	0	2,833,169	
IRON	5,390,973	177,195	0	0	0	88,597	0	29,287	0	0	1,821	0	286,070	
JORDAN	42,149,537	827,218	0	0	0	509,849	0	1,048,575	0	0	0	0	2,382,209	
JUAB	1,273,782	24,814	0	0	0	9,650	0	10,737	0	0	0	0	74,405	
KANE	1,286,233	0	0	0	0	0	0	827	0	0	0	0	54,923	
MILLARD	10,021,706	276,983	0	0	0	49,857	0	18,996	0	0	0	7,139	212,349	
MORGAN	940,747	32,821	0	146,891	0	6,316	0	11,522	0	0	54	0	114,261	
NEBO	8,731,473	257,422	0	0	0	135,668	0	112,559	38,169	0	7,294	0	451,872	
NO. SANPETE	1,055,539	0	0	0	0	0	0	9,148	0	0	0	0	10,600	
NO. SUMMIT	906,684	42,917	0	0	0	8,347	0	1,760	0	0	0	0	51,494	
PARK CITY	8,695,942	142,654	0	0	0	17,710	0	0	0	0	0	0	559,882	
PIUTE	175,438	0	0	0	0	0	0	0	0	0	0	0	29,401	
RICH	805,672	34,884	0	0	0	2,438	0	0	0	0	0	0	21,254	
SAN JUAN	2,101,313	90,966	0	0	0	45,483	0	0	0	0	0	0	245,758	
SEVIER	2,432,836	105,157	0	4,754	0	32,294	0	366,716	0	0	0	0	92,352	
SO. SANPETE	907,620	0	0	0	0	0	0	7,448	44,287	0	1,250	0	79,598	
SO. SUMMIT	3,086,650	114,220	0	95,555	0	0	0	4,810	0	0	0	0	175,098	
TINTIC	204,939	0	0	0	0	0	0	0	0	0	0	0	0	
TOOELE	4,278,099	184,372	0	10,000	0	58,062	0	16,098	0	0	0	0	205,607	
UINTAH	6,018,627	158,355	0	0	0	24,196	0	11,270	0	0	0	0	314,575	
WASATCH	2,899,491	98,813	0	0	0	10,209	0	0	0	0	6,321	0	117,734	
WASHINGTON	10,131,073	420,044	0	1,586,900	0	88,929	0	0	0	0	0	0	585,725	
WAYNE	360,707	11,222	0	0	0	0	0	0	32,645	0	0	0	30,128	
WEBER	13,594,951	0	0	0	0	0	0	13,449	0	0	144,380	0	889,657	
SALT LAKE	44,988,646	433,545	0	0	0	245,676	0	149,641	0	0	21,152	0	1,731,925	
OGDEN	9,360,982	0	0	0	0	0	0	225,339	0	0	0	0	491,522	
PROVO	10,308,746	335,644	0	0	0	93,006	0	116,460	0	0	83,486	0	672,280	
LOGAN	4,638,324	173,747	0	140,584	0	0	0	168,733	0	0	0	0	326,645	
MURRAY	8,170,766	57,129	0	0	0	51,783	0	27,343	30,903	0	0	0	377,617	
TOTALS	336,818,473	6,564,541	2,127,707	2,678,528	5,237,417	214,063	860,971	18,953,893	214,063	860,971	18,953,893			

BEST COPY AVAILABLE



UTAH STATE OFFICE OF EDUCATION
F4 Statewide Revenues
 1994-95

10 MAINTENANCE AND OPERATION FUND

1000 REVENUES FROM LOCAL SOURCES		3000 REVENUES STATE SOURCES					
1510 Earnings on Investments (Spec. Trans.)	1700 Student Activities	1800 Community Service Activities	1900 Other Revenues From Local Sources	1990 Other Revenues (Spec. Trans.)	TOTAL REVENUES, LOCAL SOURCES	3050 Regular Basic Program	3100 Restricted Basic Program
ALPINE	0	0	602,137	0	22,013,255	53,306,310	15,938,179
BEAVER	0	0	34,322	0	1,560,408	1,568,802	589,395
BOX ELDER	0	0	265,022	0	8,127,091	12,400,588	4,330,181
CACHE	0	0	364,274	0	6,802,777	17,025,798	4,634,916
CARBON	0	0	286,432	0	4,623,306	5,470,302	2,664,764
DAGGETT	0	0	7,948	0	676,553	238,632	181,908
DAVIS	0	0	2,278,144	0	34,520,129	73,623,793	22,009,930
DUCHESNE	468	181,993	68,423	0	3,162,301	5,831,048	2,495,574
EMERY	0	2,778	110,863	0	7,908,159	0	809,870
GARFIELD	0	0	22,760	0	996,587	2,214,410	578,117
GRAND	1,417	0	151,178	0	2,050,649	1,312,790	838,110
GRANITE	0	0	2,183,703	0	61,841,312	88,707,248	32,263,062
IRON	0	0	80,623	0	6,054,566	7,209,169	1,688,717
JORDAN	0	0	4,408,468	0	51,325,856	85,615,992	28,897,477
JUAB	110	0	14,245	16,149	1,423,890	1,824,054	931,241
KANE	0	0	44,622	0	1,386,605	2,248,610	693,465
MILLARD	0	0	80,740	0	10,667,769	(0)	(156,364)
MORGAN	0	0	209,988	0	1,462,600	2,601,390	726,856
NEBO	0	0	184,105	0	9,918,562	23,636,725	6,215,245
NO. SANPETE	0	(40)	138,209	0	1,213,456	3,164,753	1,159,900
NO. SUMMIT	0	0	25,534	1,532	1,038,267	1,116,639	438,264
PARK CITY	0	0	229,752	0	9,645,940	0	0
PIUTE	0	0	33,212	0	238,051	995,631	255,574
RICH	0	0	7,207	0	871,455	768,428	317,481
SAN JUAN	0	0	327,915	0	2,811,435	4,560,444	2,092,747
SEVIER	309	0	164,856	0	3,199,274	6,525,156	2,400,549
SO. SANPETE	0	0	38,056	0	1,083,259	4,331,856	1,310,927
SO. SUMMIT	0	6,780	6,714	481	3,490,308	0	0
TINTIC	22,436	0	5,440	0	232,815	990,751	218,983
TOOELE	0	0	22,051	0	4,835,374	8,746,788	2,904,584
UINTAH	0	0	100,766	0	6,627,789	5,141,271	3,355,696
WASATCH	0	0	16,089	0	3,148,657	3,089,885	1,415,972
WASHINGTON	0	0	614,654	0	13,427,325	17,961,897	5,753,581
WAYNE	0	0	34,157	0	468,859	1,239,143	389,900
WEBER	0	113,073	965,469	0	18,402,589	34,853,021	11,207,720
SALT LAKE	0	0	1,210,161	0	48,792,746	10,760,128	12,292,068
OGDEN	0	0	1,422,369	0	11,500,212	13,907,050	8,045,096
PROVO	1,446	0	626,423	0	13,990,949	13,422,479	8,653,881
LOGAN	0	0	151,862	0	5,599,895	5,997,528	2,104,307
MURRAY	179	0	156,233	0	8,871,953	5,617,437	2,651,772
TOTALS	26,365	4,513,153	17,695,126	18,162	396,012,983	528,025,946	193,299,645



UTAH STATE OFFICE OF EDUCATION
F4 Statewide Revenues
 1994-95

10 MAINTENANCE AND OPERATION FUND

3000 REVENUES FROM STATE SOURCES

	3350 Unrestricted Basic Program	3405 Social Security and Retirement	3415 Pupil Transportation To and From School	3425 Contingency Fund - USU Lab School	3430 Contingency Fund - OOS Tuition	3435 Incentives for Excellence	3455 Inservice Education	3456 Comprehensive Guidance
ALPINE	1,630,464	15,860,261	3,559,287	0	0	40,302	7,000	115,776
BEAVER	65,992	638,904	119,436	0	0	14,451	1,000	14,451
BOX ELDER	457,021	4,434,849	1,557,604	4,638	37,756	15,506	1,000	69,681
CACHE	512,589	4,996,764	1,981,548	51,341	0	16,730	0	77,184
CARBON	211,796	2,258,666	525,440	0	0	10,313	0	1,000
DAGGETT	17,362	186,838	83,462	0	0	6,486	1,000	0
DAVIS	2,249,507	21,969,669	3,125,967	0	0	0	5,000	183,312
DUCHESNE	193,557	2,033,381	712,603	0	0	0	1,000	28,944
EMERY	141,311	1,392,511	582,762	0	0	9,913	0	0
GARFIELD	70,102	676,932	141,060	0	0	2,600	1,000	9,648
GRAND	67,047	702,935	181,188	0	0	7,634	0	0
GRANITE	3,009,505	29,204,200	3,785,688	0	0	19,224	73,280	222,522
IRON	250,895	2,492,845	885,377	0	0	0	2,000	38,592
JORDAN	2,761,221	27,273,620	3,483,870	0	0	109,425	0	38,592
JUAB	69,556	732,463	142,663	0	0	4,292	1,000	19,296
KANE	78,713	775,963	168,638	76,881	382	7,457	0	0
MILLARD	156,364	1,664,220	654,734	0	0	9,440	3,000	38,592
MORGAN	82,616	807,010	275,291	0	0	8,007	1,000	19,296
NEBO	735,480	6,986,875	1,483,737	0	0	0	0	102,598
NO. SANPETE	183,122	1,013,728	406,122	0	0	8,297	1,000	19,296
NO. SUMMIT	44,924	460,878	154,087	0	0	7,139	1,000	0
PARK CITY	117,387	1,131,983	475,712	0	0	8,676	3,000	0
PIUTE	25,313	281,061	183,744	0	0	6,622	1,000	0
RICH	33,977	345,747	196,926	0	0	6,791	0	0
SAN JUAN	155,265	1,651,621	1,135,352	0	0	9,227	1,000	19,296
SEVIER	204,788	2,097,650	541,174	0	0	9,948	2,639	1,024
SO. SANPETE	120,613	1,286,578	311,387	0	0	8,742	0	9,648
SO. SUMMIT	0	526,514	165,746	0	24,623	0	0	0
TINTIC	24,828	260,795	15,661	0	0	700	0	0
TOOLE	310,030	3,011,092	674,486	0	14,585	12,174	1,000	0
UINTAH	264,319	2,746,172	987,837	0	0	0	1,000	57,888
WASATCH	128,363	1,315,672	339,789	0	0	0	0	0
WASHINGTON	665,776	6,383,352	2,299,854	0	0	0	4,000	0
WAYNE	35,966	376,268	136,439	0	0	6,787	1,000	9,648
WEBER	1,081,471	10,866,630	2,151,535	0	0	23,026	0	94,153
SALT LAKE	973,121	10,287,925	1,423,594	0	0	0	0	15,664
OGDEN	499,601	5,489,234	599,506	0	0	16,635	2,000	0
PROVO	513,252	5,841,171	723,124	0	0	17,385	3,000	77,184
LOGAN	228,008	2,259,004	522,111	59,307	0	11,020	0	38,592
MURRAY	267,885	2,644,203	233,841	0	0	11,928	3,000	26,972
TOTALS	18,639,107	185,366,184	37,128,382	192,167	77,346	446,877	121,919	1,334,398

34A

345

BEST COPY AVAILABLE



UTAH STATE OFFICE OF EDUCATION

F4 Statewide Revenues

1994-95

10 MAINTENANCE AND OPERATION FUND

3000 REVENUES FROM STATE SOURCES

3460 Educational Technology Initiative Maintenance		3461 EDNET	3462 Centennial Schools (Strategic Planning)	3463 At Risk - Interagency	3500 Experimental/Developmental	3555 Voted Leeway	3560 Board Leeway	3700 Other Revenues From State Sources (Non-MSP)
ALPINE	73,402	0	293,777	0	213,799	1,034,975	1,034,975	880,672
BEAVER	8,471	0	0	0	42,920	0	0	0
BOX ELDER	191,424	0	66,560	0	75,843	0	31,512	22,201
CACHE	27,147	0	244,972	30,188	101,139	334,759	334,759	36,382
CARBON	14,469	0	1,255	0	65,920	15,809	0	7,889
DAGGETT	49,693	0	4,264	0	38,886	0	0	0
DAVIS	747,727	0	478,110	104,431	268,510	1,441,016	1,441,016	126,871
DUCHESNE	13,558	0	8,620	21,088	53,331	89,277	0	56,998
EMERY	11,710	0	52,497	29,980	49,548	0	0	146,703
GARFIELD	61,178	0	7,240	0	42,026	0	27,853	5,095
GRAND	8,801	0	0	0	43,596	0	0	127,347
GRANITE	61,041	0	438,582	25,254	528,248	1,074,903	1,074,902	360,633
IRON	15,897	0	56,317	0	58,117	0	0	128,014
JORDAN	980,393	25,718	109,971	127,295	224,523	1,325,807	1,325,806	185,085
JUAB	5,699	0	31,490	7,595	31,285	0	5,564	0
KANE	8,509	0	0	0	42,999	0	17,068	0
MILLARD	12,559	405	26,521	3,786	53,442	0	0	0
MORGAN	76,453	0	30,843	0	44,985	0	31,281	0
NEBO	35,823	0	55,297	0	88,521	401,923	401,923	80,233
NO. SANPETE	76,205	0	17,533	44,477	46,216	0	71,900	65,873
NO. SUMMIT	58,769	0	0	1,500	41,537	0	0	3,000
PARK CITY	10,713	0	7,625	33,682	43,262	0	0	20,000
PIUTE	6,825	0	0	0	39,551	29,027	29,027	0
RICH	7,118	0	0	0	41,131	0	0	1,258
SAN JUAN	44,454	0	46,747	0	50,065	0	71,567	533,456
SEVIER	14,230	0	28,765	0	74,877	0	119,487	100,242
SO. SANPETE	11,081	0	16,680	14,692	48,262	0	122,792	0
SO. SUMMIT	8,042	0	0	0	42,043	0	0	5,867
TINTIC	6,588	0	0	0	39,068	27,610	27,609	6,274
TOOELE	18,160	0	34,120	0	62,747	0	0	155,322
UINTAH	127,233	0	41,435	18,000	60,843	0	0	0
WASATCH	86,136	0	0	0	48,925	4,823	6,162	0
WASHINGTON	31,863	0	30,984	27,575	90,790	39,801	0	0
WAYNE	7,186	0	0	0	40,290	22,453	0	0
WEBER	317,298	0	261,855	0	197,711	656,514	656,514	583,838
SALT LAKE	66,839	0	382,181	173,178	186,218	0	0	429,617
OGDEN	27,433	0	117,437	106,478	90,225	225,966	225,966	293,338
PROVO	234,950	0	208,090	79,131	83,728	122,658	78,501	908,371
LOGAN	117,897	0	32,648	0	99,345	0	0	0
MURRAY	17,309	0	40,450	34,799	74,379	0	0	44,758
TOTALS	3,700,283	26,123	3,172,866	883,129	3,568,851	6,847,321	7,136,184	5,115,337

347

346

BEST COPY AVAILABLE



UTAH STATE OFFICE OF EDUCATION
F4 Statewide Revenues
 1994-95

10 MAINTENANCE AND OPERATION FUND

3000 REVENUES FROM STATE SOURCES		4000 REVENUES FROM FEDERAL SOURCES					
3710 Driver Education (Behind the-Wheel)	3760 Arts Education In Public Schools	3800 Supplementals	3900 Revenues From Other State Agencies	TOTAL REVENUES, STATE SOURCES	4101 Impacted Area Ald. PL 874	4190 Other Unresfric. Grants- In-Aid Federal Direct	4200 Unrestricted Grants-In-Aid Through State
286,098	15,787	0	0	94,091,084	0	0	0
19,130	0	29,572	64,832	3,162,905	0	0	0
75,510	8,400	230,081	54,598	24,064,953	51,107	0	0
126,900	0	463,294	0	30,996,410	12,560	0	0
46,440	7,000	4,086	0	11,305,149	28,020	0	0
1,110	4,000	8,000	9,868	831,509	80,722	0	0
379,350	1,162,656	0	47,600	129,364,465	1,075,216	0	0
36,720	0	108,080	91	11,683,870	141,165	0	0
38,180	0	0	96,029	3,361,014	92,174	0	0
18,270	0	41,106	0	3,896,637	4,613	0	0
10,980	0	0	0	3,300,428	4,473	0	0
482,040	0	218,826	0	161,549,158	90,040	0	0
45,360	5,995	0	7,433	12,884,728	0	0	0
457,200	0	0	181,769	153,123,764	59,716	0	223,612
13,770	0	35,890	650	3,856,507	0	0	0
20,570	0	0	195,092	4,334,347	2,016	0	0
28,080	0	169,702	34,284	2,698,765	0	0	0
21,720	0	42,620	0	4,769,368	9,550	0	0
128,430	2,000	0	0	40,354,810	0	65,360	0
23,090	0	1,726	0	6,303,238	32,128	0	0
8,370	0	0	31,380	2,365,987	0	0	0
13,610	5,000	555	(53,750)	1,785,273	0	0	0
5,670	0	44,569	31,971	1,969,267	0	0	0
4,560	0	20,657	0	1,744,074	0	0	0
19,216	0	75,191	4,658	10,470,305	3,324,580	0	0
43,807	0	0	0	12,164,336	81,346	0	0
25,790	3,000	20,239	180,634	7,822,921	6,906	0	0
11,490	2,750	80,991	0	868,066	0	0	0
11,960	3,000	5,489	6,500	1,645,816	0	0	0
53,910	0	118,754	8,500	16,126,252	587,642	218,280	0
42,930	0	0	4,913	12,849,537	616,461	56,318	0
37,610	0	83,086	134,600	6,991,023	0	0	0
119,160	0	234,316	27,645	33,670,594	261	0	0
11,678	0	81,846	0	2,358,604	14,726	0	0
182,700	0	0	0	63,133,986	841,152	0	0
163,170	13,095	289,292	96,109	37,552,199	66,442	0	0
64,530	3,467	162,763	22,882	29,899,607	135,699	0	0
81,362	0	0	16,151	31,064,418	0	0	0
51,120	0	168,955	28,072	11,717,914	0	0	0
50,220	0	203,014	3,420	11,925,387	0	0	0
TOTALS	3,261,811	2,942,700	1,235,931	1,003,758,655	7,358,714	339,958	223,612

348

BEST COPY AVAILABLE



UTAH STATE OFFICE OF EDUCATION
F4 Statewide Revenues
 1994-95

10 MAINTENANCE AND OPERATION FUND

4000 REVENUES FROM FEDERAL SOURCES

	4300 Restricted Grants-In-Aid Federal Direct	4510 ESEA Chapter I	4512 ESEA Chapter II	4524 IDEA-Handicapped, Part B, PL 101-476	4526 IDEA-D Personnel Training	4530 Applied Technology Education	4600 Other Restricted Grants-In-Aid, Fed. thru St.	4810 Federal Forest Service
ALPINE	0	1,931,353	264,973	1,285,062	91,684	354,957	489,297	0
BEAVER	0	106,479	10,291	50,843	4,033	17,579	0	7,246
BOX ELDER	6,024	476,151	99,404	388,088	0	104,883	65,528	13,809
CACHE	0	637,296	83,765	377,174	0	103,719	0	31,062
CARBON	0	445,017	37,149	254,341	0	0	45,582	1,461
DAGGETT	0	27,156	4,570	11,068	0	4,346	0	35,482
DAVIS	74,739	2,272,748	347,635	2,132,140	0	552,780	591,336	0
DUCHESNE	1,148	466,731	29,004	178,004	0	123,118	30,196	100,914
EMERY	0	192,668	24,508	131,091	10,371	30,729	28,041	10,299
GARFIELD	0	116,266	12,036	32,287	0	21,900	0	266,168
GRAND	0	115,641	15,575	70,966	0	0	49,217	2,783
GRANITE	0	5,309,796	455,805	2,695,478	0	713,098	1,932,115	0
IRON	22,896	492,764	31,838	201,441	0	27,074	145,457	61,669
JORDAN	23,734	2,783,973	466,620	1,973,999	0	592,561	547,470	0
JUAB	0	84,871	11,229	86,445	0	14,468	10,011	16,497
KANE	0	166,829	14,419	64,774	0	0	20,885	31,718
MILLARD	0	389,021	24,608	181,744	0	48,871	75,152	16,039
MORGAN	0	100,545	13,659	90,546	0	16,044	0	2,664
NEBO	0	1,127,127	105,357	592,514	0	48,273	130,862	38,232
NO. SANPETE	0	405,590	15,185	94,185	0	33,119	147,877	10,743
NO. SUMMIT	0	40,463	6,814	29,171	0	6,691	1,628	19,129
PARK CITY	24,631	49,335	21,692	83,349	0	16,103	11,288	57,318
PIUTE	0	47,289	15,493	22,766	0	0	24,120	10,406
RICH	0	50,892	6,448	24,527	0	6,892	6,779	8,397
SAN JUAN	0	985,877	28,594	197,531	0	121,379	0	21,802
SEVIER	135,248	424,350	37,550	206,267	0	0	120,569	37,630
SO. SANPETE	0	331,219	21,814	185,705	0	40,301	48,157	10,743
SO. SUMMIT	0	64,171	3,631	34,065	0	9,702	9,585	22,616
TINTIC	0	24,368	3,381	16,788	0	3,114	2,000	2,558
TOOELE	161,440	496,093	52,032	284,445	0	76,141	57,997	29,138
UINTAH	0	946,582	40,546	352,474	0	131,901	51,932	36,656
WASATCH	0	76,861	87,805	0	0	54,452	0	72,738
WASHINGTON	26,433	1,033,357	101,878	496,474	0	154,948	145,248	100,696
WAYNE	0	68,793	5,319	23,710	0	0	26,442	24,536
WEBER	0	864,770	178,940	1,106,720	0	235,166	10,694	0
SALT LAKE	352,781	3,283,599	164,468	1,123,525	0	432,713	302,244	0
OGDEN	263,709	1,740,213	73,288	617,398	0	197,641	182,984	3,689
PROVO	226,871	1,202,151	72,935	586,431	0	206,488	240,937	0
LOGAN	0	466,466	35,485	169,899	0	89,789	106,590	14,617
MURRAY	0	292,899	41,180	191,289	0	50,288	53,140	698
TOTALS	1,319,654	30,137,771	3,066,922	16,644,724	106,088	4,641,228	5,711,360	1,120,153



UTAH STATE OFFICE OF EDUCATION
F4 Statewide Revenues
 1994-95

4000 REVENUES FEDERAL SOURCES		10 MAINTENANCE AND OPERATION FUND										TOTAL REVENUES,	
		ES 1000 PAYMENTS FROM OTHER DISTRICTS										10 MAINTENANCE & OPERATION FUND	
4900 Other Revenues From Federal Sources	TOTAL REVENUES, FEDERAL SOURCES	1320 Tuition from Other LEAs Within the State	1330 Tuition From Other LEAs Outside the State	1420 Trans. Fees From Other LEAs Within the State	1430 Trans. Fees From Other LEAs Outside the State	TOTAL PAYMENTS FROM OTHER DISTRICTS							
33,303	4,450,629	0	0	0	0	0	0	0	0	0	0	120,554,948	
0	196,471	0	0	0	0	0	0	0	0	0	0	4,919,784	
0	1,204,994	0	7,510	0	0	7,510	0	0	0	0	0	33,404,548	
159,378	1,404,954	0	0	0	0	0	0	0	0	0	0	39,204,141	
0	811,570	0	0	0	0	0	0	0	0	0	0	16,740,025	
1,133	164,477	0	86,680	0	0	86,680	0	0	0	0	0	1,759,219	
0	7,046,594	0	0	0	0	0	0	0	0	0	0	170,931,188	
33,108	1,103,388	24,922	0	0	0	24,922	0	0	0	0	0	15,974,481	
10,000	529,881	0	0	0	0	0	0	0	0	0	0	11,799,054	
9,027	462,297	0	0	0	0	0	0	0	0	0	0	5,355,521	
0	258,655	20,000	0	0	0	20,000	0	0	0	0	0	5,629,733	
0	11,196,332	375,071	0	0	0	375,071	0	0	0	0	0	234,961,873	
1,170	984,309	0	0	0	0	0	0	0	0	0	0	19,923,603	
0	6,671,685	0	0	0	0	0	0	0	0	0	0	211,121,305	
47,817	271,338	0	0	0	0	0	0	0	0	0	0	5,551,736	
12,679	313,320	0	0	0	0	0	0	0	0	0	0	6,034,272	
37,113	772,548	0	0	0	0	0	0	0	0	0	0	14,139,082	
20,170	253,178	0	0	0	0	0	0	0	0	0	0	6,485,146	
0	2,107,725	0	0	0	0	0	0	0	0	0	0	52,381,097	
0	738,827	0	0	0	0	0	0	0	0	0	0	8,255,521	
0	114,990	0	0	0	0	0	0	0	0	0	0	3,519,245	
11,094	263,716	0	0	0	0	0	0	0	0	0	0	11,694,929	
0	120,074	0	0	0	0	0	0	0	0	0	0	2,327,392	
0	103,935	0	0	0	0	0	0	0	0	0	0	2,719,464	
1,337,543	6,017,306	0	0	0	0	0	0	0	0	0	0	19,299,046	
6,885	1,049,845	0	0	0	0	0	0	0	0	0	0	16,413,455	
0	644,845	0	0	0	0	0	0	0	0	0	0	9,551,025	
5,134	148,904	0	0	0	0	0	0	0	0	0	0	4,507,278	
4,614	56,823	0	0	0	0	0	0	0	0	0	0	1,935,454	
0	1,963,208	0	603,810	0	0	603,810	0	0	0	0	0	23,528,644	
5,000	2,237,870	0	0	0	0	0	0	0	0	0	0	21,715,196	
42,115	333,971	0	0	0	0	0	0	0	0	0	0	10,173,651	
0	2,059,295	0	0	0	0	0	0	0	0	0	0	49,157,214	
25	163,551	0	0	0	0	0	0	0	0	0	0	2,991,014	
622,254	3,859,696	0	0	0	0	0	0	0	0	0	0	85,396,271	
0	5,725,772	40,233	0	0	0	40,233	0	0	0	0	0	92,110,950	
76,000	3,290,621	0	0	0	0	0	0	0	0	0	0	44,690,440	
380,122	2,915,935	63,000	0	0	0	63,000	0	0	0	0	0	48,034,302	
15,000	897,846	175,165	0	0	0	175,165	0	0	0	0	0	18,390,820	
35,426	664,920	0	0	0	0	0	0	0	0	0	0	21,462,260	
2,906,110	73,576,295	698,391	698,000	0	0	1,396,391	0	0	0	0	0	1,474,744,325	

352

BEST COPY AVAILABLE



UTAH STATE OFFICE OF EDUCATION
F4 Statewide Revenues
 1994-95

10 MAINTENANCE AND OPERATION FUND

5000 OTHER FINANCING SOURCES

	5200 Interfund Transfers	5200 Interfund Transfers - M & O from 10%	5700 Decrease in Reserved Fund Balance	5800 Decrease in Designated Fund Balance	5801 Decrease in Designated Fund Balance (Spec Tran)	Miscellaneous Other Financing Sources	TOTAL OTHER FINANCING SOURCES	10 MAINTENANCE AND OPERATION FUND
ALPINE	0	0	735	(88,225)	0	0	(87,490)	120,467,458
BEAVER	0	0	0	11,368	0	0	11,368	4,931,152
BOX ELDER	0	350,000	0	29,451	0	0	379,451	33,783,999
CACHE	7,078	640,000	0	0	0	(38,530)	608,548	39,812,689
CARBON	0	0	0	0	0	240,408	240,408	16,980,433
DAGGETT	24,328	0	0	0	0	0	24,328	1,783,547
DAVIS	0	0	24,560	0	0	0	24,560	170,955,748
DUCHESNE	0	0	446	0	0	0	446	15,974,927
EMERY	0	0	0	0	0	0	0	11,799,054
GARFIELD	0	0	0	0	0	218,282	218,282	5,573,803
GRAND	0	0	0	0	0	0	0	5,629,733
GRANITE	(215,254)	0	0	0	41,818	0	(173,436)	234,788,437
IRON	0	0	0	0	0	14,653	14,653	19,938,256
JORDAN	0	0	0	0	0	0	0	211,121,305
JUAB	0	0	0	7,313	0	0	7,313	5,559,049
KANE	0	0	0	0	0	0	0	6,034,272
KEMMILLARD	0	544,733	5,706	0	24,000	0	574,440	14,713,522
KIMMORGAN	0	193,920	0	0	0	360	194,280	6,679,426
KNEBO	0	0	0	245,151	0	0	245,151	52,626,248
NO. SANPETE	0	0	0	0	0	0	0	8,255,521
NO. SUMMIT	0	0	0	38,936	0	0	38,936	3,558,181
PARK CITY	0	471,873	0	191,431	0	0	663,304	12,358,233
PIUTE	0	0	0	0	0	51,416	51,416	2,378,808
RICH	0	0	0	10,137	0	0	10,137	2,729,601
SAN JUAN	0	577,437	0	0	0	0	577,437	19,876,483
SEVIER	0	0	0	2,013	0	0	2,013	16,415,468
SO. SANPETE	0	0	0	0	0	0	0	9,551,025
SO. SUMMIT	0	0	0	31,635	0	0	31,635	4,538,913
TINTIC	0	0	0	23,527	0	0	23,527	1,958,981
TOOELE	0	0	0	1,049,811	0	0	1,049,811	24,578,455
UINTAH	0	0	0	0	0	0	0	21,715,196
WASATCH	0	0	0	0	0	215,111	215,111	10,388,762
WASHINGTON	0	0	0	0	0	0	0	49,157,214
WAYNE	0	0	0	0	0	70,084	70,084	3,061,098
WEBER	0	1,791,585	160,690	13,297	0	0	1,965,572	87,361,843
SALT LAKE	0	0	0	0	0	0	0	92,110,950
OGDEN	0	2,682,945	0	77,652	0	1,650	2,762,247	47,452,687
PROVO	0	0	0	54,944	0	45,951	100,895	48,135,197
LOGAN	0	0	0	0	0	0	0	18,390,820
MURRAY	120,732	0	0	0	0	0	120,732	21,582,992
TOTALS	(63,116)	7,252,493	192,137	1,698,441	65,818	819,385	9,965,160	1,484,709,485

UTAH STATE OFFICE OF EDUCATION
F4 Statewide Revenues
 1994-95

23 NON K-12 PROGRAMS FUND

	1000 REVENUES FROM LOCAL SOURCES			3000 REVENUES FROM STATE SOURCES				
	1100 Ad Valorem Taxes	1300 Tuition	1400 Transportation Fees	1900 Other Revenues From Local Sources	TOTAL REVENUES, LOCAL SOURCES	3165 Special Education - Preschool	3260 Adult High School Completion	3405 Social Security and Retirement
ALPINE	126,996	287,773	0	108,022	522,791	141,271	235,782	137,402
BEAVER	44,718	0	0	3,247	47,965	31,869	8,981	0
BOX ELDER	600,320	260,967	0	8,835	870,122	0	102,468	14,400
CACHE	0	60,624	0	0	60,624	193,486	46,543	0
CARBON	72,412	1,798	0	22,113	96,323	63,736	86,550	13,649
DAGGETT	32,852	0	0	0	32,852	4,552	7,500	0
DAVIS	971,640	0	0	211,368	1,183,008	468,919	377,597	97,300
DUCHESNE	144,278	0	0	20,806	165,084	70,565	34,453	0
EMERY	696,883	0	0	0	696,883	0	20,674	0
GARFIELD	36,125	0	0	5,013	41,138	4,552	10,076	0
GRAND	74,132	0	0	248	74,380	77,395	14,224	16,851
GRANITE	1,723,269	1,132,229	0	23,307	2,878,805	727,237	856,265	652,847
IRON	811,898	3,499	0	10,964	826,361	132,867	50,299	28,642
JORDAN	919,764	956,005	0	23,762	1,899,531	680,615	411,707	350,339
JUAB	22,884	7,895	0	102	30,881	68,739	18,556	15,817
KANE	0	833	0	0	833	27,315	8,638	0
KILLARD	0	50,780	0	442	51,222	0	0	0
MORGAN	79,891	1,085	0	21,974	102,950	15,934	9,060	3,800
NEBO	257,422	175,382	0	145,844	578,648	281,279	126,716	111,760
NO. SANPETE	0	0	0	3,119	3,119	66,930	18,085	0
NO. SUMMIT	128,896	0	0	19,930	148,827	31,869	7,888	0
PARK CITY	176,981	7,534	0	23,374	207,889	29,592	1,774	0
PIUTE	0	0	0	0	0	84,224	7,500	0
RICH	45,161	0	0	0	45,161	6,829	7,500	0
SAN JUAN	92,785	0	0	1,257	94,042	243,565	82,550	46,382
SEVIER	75,827	12,925	0	11,047	99,799	103,476	54,304	24,011
SO. SANPETE	0	0	0	0	0	195,763	95,163	0
SO. SUMMIT	190,280	14,498	0	4,553	209,331	0	0	0
TINTIC	0	4,931	0	3,115	8,046	7,682	1,532	0
TOOELE	273,677	30,012	0	0	303,689	204,867	107,445	57,171
UNTAH	300,921	23,367	0	1,715	326,003	234,459	72,402	38,121
WASATCH	51,571	4,762	0	12,834	69,167	52,355	19,176	0
WASHINGTON	250,361	0	0	0	250,361	191,210	164,441	87,401
WAYNE	0	11,447	0	0	11,447	29,592	7,500	0
WEBER	695,080	0	0	0	695,080	0	0	0
SALT LAKE	1,630,939	949,538	0	1,218,629	3,799,106	435,777	1,000,437	204,619
OGDEN	383,050	0	0	0	383,050	0	402,494	44,599
PROVO	524,885	382,880	0	23,466	931,231	140,554	186,912	53,463
LOGAN	262,131	34,398	0	2,440	298,969	172,532	48,236	0
MURRAY	391,159	218,026	0	50,434	659,619	51,461	97,891	15,239
TOTALS	12,089,188	4,633,188	0	1,981,961	18,704,336	5,273,068	4,809,318	2,013,813

356

BEST COPY AVAILABLE

357

P4 Statewide Revenues
1994-95

23 NON K-12 PROGRAMS FUND
4000 REVENUES FROM FEDERAL SOURCES

	3900 Other		4522 IDEA - Hand., Part B, PL 99-457 (Preschool Inc.)		4580 Adult Education		4900 Other Revenues From Federal Sources		TOTAL REVENUES, 23 NON K-12 PROGRAMS FUND		5200 Interfund Transfers
	Revenues From State Sources	TOTAL REVENUES, STATE SOURCES	TOTAL REVENUES, STATE SOURCES	4522 IDEA - Hand., Part B, PL 99-457 (Preschool Inc.)	4580 Adult Education	Revenues From Federal Sources	TOTAL REVENUES, FEDERAL SOURCES	TOTAL REVENUES, FEDERAL SOURCES	TOTAL REVENUES, 23 NON K-12 PROGRAMS FUND		
ALPINE	885,653	1,400,108	247,074	40,932	22,956	310,962	2,233,861	318,839			
BEAVER	41,467	82,317	15,233	0	0	15,233	145,515	0			
BOX ELDER	0	116,868	78,816	15,653	99,500	193,969	1,180,959	0			
CACHE	0	240,029	95,268	8,771	0	104,039	404,692	38,530			
CARBON	0	163,935	29,584	14,162	261,117	304,863	565,121	0			
DAGGETT	0	12,052	2,208	745	0	2,953	47,857	0			
DAVIS	276,442	1,220,258	221,215	59,936	1,509,333	1,790,484	4,193,750	0			
DUCHESNE	0	105,018	23,843	8,040	37,510	69,393	339,495	0			
EMERY	0	20,674	0	4,472	0	4,472	722,029	0			
GARFIELD	0	14,628	7,286	4,429	0	11,715	67,481	0			
GRAND	0	108,470	23,834	3,655	0	27,489	210,339	0			
GRANITE	245,731	2,482,080	284,708	136,679	1,593,210	2,014,597	7,375,482	0			
IRON	168,088	379,896	7,454	33,558	0	41,012	1,247,269	0			
JORDAN	1,274,098	2,716,759	215,609	111,321	1,290,206	1,617,135	6,233,425	0			
JUAB	0	103,112	0	2,924	0	2,924	136,916	0			
KANE	0	35,953	10,818	0	0	10,818	47,604	0			
MILLARD	0	69,787	6,104	4,386	5,104	79,277	130,499	183,060			
MORGAN	0	5,078	1,491	0	0	1,491	138,313	0			
NEBO	0	28,794	81,886	24,120	0	105,806	1,204,209	0			
NO. SANPETE	0	519,755	21,014	3,655	0	24,669	112,803	0			
NO. SUMMIT	0	85,015	9,714	1,491	0	11,205	199,789	0			
PARK CITY	0	39,757	0	10,101	0	10,101	249,356	0			
PIUTE	0	31,366	23,823	0	0	23,823	115,547	0			
RICH	0	91,724	3,312	0	0	3,312	62,802	0			
SAN JUAN	110,522	14,329	69,102	21,989	170,471	261,563	838,624	0			
SEVIER	31,523	483,019	49,895	8,040	0	57,935	371,048	0			
SO. SANPETE	665,116	213,314	55,635	38,100	29,871	123,606	1,079,648	0			
SO. SUMMIT	0	956,042	2,208	1,462	10,452	14,122	223,453	5,191			
TINTIC	0	9,214	6,182	0	0	6,182	23,442	0			
TOOELE	0	369,483	86,806	46,229	0	133,035	806,207	0			
UINTAH	0	344,982	79,478	15,653	7,534	102,665	773,650	0			
WASATCH	0	71,531	10,635	4,386	4,745	19,766	160,464	0			
WASHINGTON	0	443,052	69,764	20,466	0	90,230	783,643	0			
WAYNE	0	37,092	9,714	731	0	10,445	58,984	0			
WEBER	0	0	0	0	0	0	695,080	0			
SALT LAKE	2,215,714	3,856,547	165,439	111,400	4,291,333	4,568,172	12,223,825	0			
OGDEN	0	447,093	0	159,263	0	159,263	989,406	0			
PROVO	172,912	553,841	101,308	31,746	17,857	150,911	1,635,983	0			
LOGAN	10,861	231,629	0	10,964	6,505	17,469	548,067	0			
MURRAY	0	164,591	26,588	16,080	15,722	58,390	882,600	0			
TOTALS	6,098,127	18,194,326	2,202,664	950,926	9,406,984	12,560,574	49,459,236	545,620			



UTAH STATE OFFICE OF EDUCATION
F4 Statewide Revenues
 1994-95

23 NON K-12 PROGRAMS FUND

5000 OTHER FINANCING SOURCES

	5700 Decrease In Reserved Fund Balance	5800 Decrease In Designated Fund Balance	Miscellaneous Other Financing Sources	TOTAL OTHER FINANCING SOURCES	23 NON K-12 PROGRAMS FUND
ALPINE	0	0	0	318,839	2,552,700
BEAVER	0	0	0	0	145,515
BOX ELDER	0	0	0	0	1,180,959
CACHE	0	0	0	38,530	443,222
CARBON	0	0	0	0	565,121
DAGGETT	0	0	0	0	47,857
DAVIS	0	0	0	0	4,193,750
DUCHESNE	0	0	0	0	339,495
EMERY	0	0	0	0	722,029
GARFIELD	0	0	0	0	67,481
GRAND	0	0	0	0	210,339
GRANITE	0	0	0	0	7,375,482
IRON	0	0	507	507	1,247,776
JORDAN	0	0	0	0	6,233,425
JUAB	0	116	0	116	137,032
KANE	0	0	0	0	47,604
MILLARD	0	0	0	183,060	313,559
MORGAN	0	9,788	0	9,788	148,101
NEBO	0	0	0	0	1,204,209
NO. SANPETE	0	14,177	0	14,177	126,980
NO. SUMMIT	0	0	0	0	199,789
PARK CITY	0	0	0	0	249,356
PIUTE	0	0	0	0	115,547
RICH	0	0	0	0	62,802
SAN JUAN	0	0	0	0	838,624
SEVIER	0	0	0	0	371,048
SO. SANPETE	0	0	0	0	1,079,648
SO. SUMMIT	0	0	0	5,191	228,644
TINTIC	0	0	0	0	23,442
TOOELE	0	19,122	0	19,122	825,329
UINTAH	0	0	0	0	773,650
WASATCH	0	0	0	0	160,464
WASHINGTON	0	0	0	0	783,643
WAYNE	0	0	0	0	58,984
WEBER	0	0	0	0	695,080
SALT LAKE	0	0	0	0	12,223,825
OGDEN	0	0	0	0	989,406
PROVO	0	61,464	0	61,464	1,697,447
LOGAN	0	0	0	0	548,067
MURRAY	0	0	0	0	882,600
TOTALS	0	104,667	507	650,794	50,110,030



UTAH STATE OFFICE OF EDUCATION

F4 Statewide Revenues

1994-95

31 DEBT SERVICE FUND

	1000 REVENUES FROM LOCAL SOURCES			3000 REVENUES FROM STATE SOURCES			5000 OTHER	
	1100 Ad Valorem Taxes	1500 Earnings on Investments	1900 Other Revenues From Local Sources	TOTAL REVENUES, LOCAL SOURCES	3650 Equalized Capital Outlay & Debt Service	TOTAL REVENUES, STATE SOURCES	TOTAL REVENUES, 31 DEBT SERVICE FUND	5200 Interfund Transfers
ALPINE	13,816,599	246,360	0	14,062,959	0	0	14,062,959	0
BEAVER	939,383	8,728	0	948,111	0	0	948,111	0
BOX ELDER	4,021,666	0	0	4,021,666	0	0	4,021,666	0
CACHE	2,687,216	58,852	0	2,746,067	0	0	2,746,067	0
CARBON	1,179,539	0	0	1,179,539	0	0	1,179,539	0
DAGGETT	234,579	0	0	234,579	0	0	234,579	0
DAVIS	13,855,026	0	0	13,855,026	3,889,104	3,889,104	17,744,130	0
DUCHESNE	0	0	0	0	0	0	0	0
EMERY	1,436,599	0	4,000,000	5,436,599	0	0	5,436,599	0
GARFIELD	726,871	20,824	0	747,695	0	0	747,695	0
GRAND	0	0	0	0	0	0	0	0
GRANITE	11,897,632	361,116	0	12,258,748	0	0	12,258,748	0
IRON	3,324,150	0	0	3,324,150	0	0	3,324,150	0
JORDAN	11,765,223	167,419	344,000	12,276,642	0	0	12,276,642	0
JUAB	441,961	1,989	0	443,950	0	0	443,950	0
KANE	491,866	0	0	491,866	0	0	491,866	0
MILLARD	2,854,771	88,639	0	2,943,411	0	0	2,943,411	0
MORGAN	387,675	37	0	387,712	0	0	387,712	0
NEBO	3,574,784	0	0	3,574,784	0	0	3,574,784	0
NO. SANPETE	811,108	0	0	811,108	0	0	811,108	0
NO. SUMMIT	291,708	0	0	291,708	0	0	291,708	0
PARK CITY	2,133,057	0	0	2,133,057	0	0	2,133,057	0
PIUTE	73,771	0	0	73,771	0	0	73,771	0
RICH	238,385	0	0	238,385	0	0	238,385	0
SAN JUAN	608,562	0	0	608,562	0	0	608,562	0
SEVIER	1,131,397	3,112	0	1,134,509	0	0	1,134,509	0
SO. SANPETE	224,981	0	0	224,981	0	0	224,981	0
SO. SUMMIT	875,750	0	22,353	898,103	0	0	898,103	0
TINTIC	126,423	6,166	0	132,589	0	0	132,589	0
TOOELE	1,405,762	0	0	1,405,762	0	0	1,405,762	0
UINTAH	1,179,485	6,722	0	1,186,207	0	0	1,186,207	0
WASATCH	650,635	0	0	650,635	0	0	650,635	0
WASHINGTON	5,936,775	0	0	5,936,775	0	0	5,936,775	0
WAYNE	159,077	0	0	159,077	0	0	159,077	0
WEBER	6,023,177	0	0	6,023,177	0	0	6,023,177	0
SALT LAKE	802,705	0	0	802,705	0	0	802,705	0
OGDEN	0	0	0	0	0	0	0	0
PROVO	2,921,338	12,584	0	2,933,922	0	0	2,933,922	0
LOGAN	1,486,282	0	0	1,486,282	0	0	1,486,282	0
MURRAY	0	0	0	0	0	0	0	0
TOTALS	100,715,918	982,548	4,366,353	106,064,820	3,889,104	3,889,104	109,953,924	0

UTAH STATE OFFICE OF EDUCATION
F4 Statewide Revenues
 1994-95

31 DEBT SERVICE FUND

5000 OTHER FINANCING SOURCES									
5200 Interfund		5700 Decrease In Reserved Fund		5800 Decrease In Designated Fund		5900 Miscellaneous Other Financing Sources		TOTAL OTHER FINANCING SOURCES	
Transfers - Debt Service from 10%	Trans-Debt Srv from Other Cap Outlay	Balance	Balance	Balance	Balance	Other Financing Sources	Other Financing Sources	31 DEBT SERVICE FUND	
ALPINE	0	0	0	0	0	0	0	14,062,959	
BEAVER	0	0	0	0	0	0	0	948,111	
BOX ELDER	0	0	0	13,015	13,015	0	0	4,034,681	
CACHE	0	0	0	0	0	0	0	2,746,067	
CARBON	0	0	0	0	0	0	0	1,179,539	
DAGGETT	0	0	0	0	0	0	0	234,579	
DAVIS	0	0	0	0	0	0	0	17,744,130	
DUCHESNE	0	0	0	0	0	0	0	0	
EMERY	0	940,580	0	0	0	0	940,580	6,377,179	
GARFIELD	0	0	0	0	0	0	0	747,695	
GRAND	0	0	0	0	0	0	0	0	
GRANITE	0	0	0	0	0	0	0	12,258,748	
IRON	0	16,206	0	0	0	0	16,206	3,340,356	
JORDAN	0	0	0	0	0	0	0	12,276,642	
JUAB	0	0	0	0	0	0	0	443,950	
KANE	0	0	0	0	0	0	0	491,866	
KANE	0	0	0	0	0	0	0	2,943,411	
MILLARD	0	0	0	0	0	0	0	387,712	
MORGAN	0	0	0	0	0	0	0	3,574,784	
NEBO	0	0	0	0	0	0	0	811,108	
NO. SANPETE	0	0	0	0	0	0	0	291,708	
NO. SUMMIT	0	0	0	0	0	0	0	2,133,057	
PARK CITY	0	0	0	0	0	0	0	73,771	
PIUTE	0	0	0	0	0	0	0	238,385	
RICH	0	0	0	0	0	0	0	608,562	
SAN JUAN	0	0	0	0	0	0	0	1,134,509	
SEVIER	0	0	0	0	0	0	0	456,309	
SO. SANPETE	231,328	0	0	0	0	0	231,328	898,103	
SO. SUMMIT	0	0	0	0	0	0	0	132,589	
TINTIC	0	0	0	0	0	0	0	1,419,979	
TOOELE	0	0	0	14,217	14,217	0	14,217	1,574,287	
UINTAH	0	388,080	0	0	0	0	388,080	650,635	
WASATCH	0	0	0	0	0	0	0	5,936,775	
WASHINGTON	0	0	0	0	0	0	0	159,077	
WAYNE	0	0	0	0	0	0	0	6,023,177	
WEBER	0	0	0	0	0	0	0	802,705	
SALT LAKE	0	0	0	0	0	0	0	0	
OGDEN	0	0	0	0	0	0	0	2,933,922	
PROVO	0	0	0	0	0	0	0	1,581,739	
LOGAN	0	95,457	0	0	0	0	95,457	0	
MURRAY	0	0	0	0	0	0	0	0	
TOTALS	364	231,328	1,440,323	27,232	27,232	0	1,698,883	111,652,807	

UTAH STATE OFFICE OF EDUCATION
F4 Statewide Revenues
1994-95

32 CAPITAL PROJECTS FUND

	1000 REVENUES FROM LOCAL SOURCES			3000 REVENUES FROM STATE SOURCES				
	1100 Ad Valorem Taxes	1150 Equalized Capital Outlay & Debt Service	1500 Earnings on Investments	1900 Other Revenues From Local Sources	TOTAL REVENUES, LOCAL SOURCES	3200 Restricted Grants-in-Aid - Applied Technology	3405 Social Security and Retirement	3600 School Building Aid
ALPINE	2178,958	0	3,699,248	0	4,178,206	0	0	1,595,691
BEAVER	178,079	0	112,025	0	290,104	0	0	0
BOX ELDER	2,081,928	0	1,073,768	55,923	3,211,619	0	0	67,045
CACHE	1,636,962	0	130,316	2,928	1,770,207	0	0	363,662
CARBON	1,285,822	0	0	0	1,285,822	311,864	0	0
DAGGETT	134,002	0	3,141	7,078	144,221	0	0	0
DAVIS	6,305,709	0	920,798	295,614	7,522,121	0	0	360,755
DUCHESNE	1,999,472	0	35,141	0	2,034,613	87,644	0	0
EMERY	2,765,822	0	84,444	0	2,850,266	0	0	0
GARFIELD	188,664	0	21,478	0	210,142	0	0	0
GRAND	991,253	0	16,310	0	1,007,564	31,430	0	0
GRANITE	13,502,033	0	867,014	183,877	14,552,924	426,216	449,370	981,599
IRON	718,796	(100,038)	1,382,329	23,309	2,024,396	47,047	0	0
JORDAN	16,317,941	0	3,034,393	537,702	19,890,036	0	0	1,003,963
JUAB	529,636	0	24,017	15,257	568,910	0	0	1,390
KANE	310,868	0	70,646	0	381,514	0	0	726
MILLARD	2,987,723	(241,508)	352,329	0	3,098,544	0	0	0
MORGAN	436,749	38,565	43	0	475,356	0	0	17,190
NEBO	2,693,787	0	1,077,355	45,907	3,817,049	502,352	0	306,418
NO. SANPETE	147,004	21,555	229,005	502,953	900,517	0	0	745,309
NO. SUMMIT	463,960	0	0	0	463,960	0	0	0
PARK CITY	3,047,500	0	329,651	278,582	3,655,733	0	0	0
PIUTE	146,067	0	0	0	146,067	0	0	2,356
RICH	369,350	0	12,424	5,898	387,672	46,520	0	0
SAN JUAN	1,348,570	0	0	78,049	1,426,619	0	0	0
SEVIER	617,013	0	35,700	0	652,713	0	0	125,354
SO. SANPETE	565,533	0	30,250	0	595,783	0	0	30,918
SO. SUMMIT	739,980	(79,601)	0	18,601	678,980	0	0	0
TINTIC	0	0	66,633	0	66,633	0	0	27,175
TOOELE	2,550,730	(50,480)	86,816	270	2,587,336	0	0	0
UINTAH	3,537,921	0	21,886	5,820	3,565,627	0	0	0
WASATCH	428,710	0	0	0	428,710	0	0	0
WASHINGTON	1,938,808	0	355,801	74,255	2,368,864	0	0	170,056
WAYNE	75,528	0	0	4,145	79,673	0	0	0
WEBER	3,554,619	0	405,804	393,681	4,354,104	0	0	0
SALT LAKE	7,486,623	0	360,120	484,305	8,331,048	0	0	0
OGDEN	4,940,078	0	183,317	171,086	5,294,481	0	0	9,446
PROVO	3,029,601	(197,486)	13,051	204,019	3,049,185	0	0	6,909
LOGAN	1,204,055	0	85,130	28,586	1,317,771	0	0	1,606
MURRAY	2,549,292	(128,343)	158,409	8,458	2,587,816	0	0	0
TOTALS	94,285,147	(737,336)	15,278,792	3,426,303	112,252,906	1,453,073	449,370	5,817,568

BEST COPY AVAILABLE

32 CAPITAL PROJECTS FUND

3000 REVENUES FROM STATE SOURCES 4000 REVENUES FROM FEDERAL SOURCES

	3650 Equalized Capital Outlay & Debt Service		3900 Revenues From Other State Agencies		TOTAL REVENUES, STATE SOURCES		4100 Unrestricted Grants-In-Aid Fed. Direct		4200 Unrestricted Grants-In-Aid Thru State		4300 Restricted Grants-In-Aid Fed. Direct		4500 Restricted Grants-In-Aid Thru State		TOTAL REVENUES, FEDERAL SOURCES
ALPINE	1,954,753	418,214	0	0	3,968,658	0	0	0	0	0	0	0	0	0	0
BEAVER	0	0	0	0	572,883	0	0	0	0	0	0	0	0	0	0
BOX ELDER	0	0	505,838	0	867,697	4,197	0	0	0	0	0	0	0	0	4,197
CACHE	504,035	0	0	0	311,864	0	0	0	90,930	0	0	0	0	0	90,930
CARBON	0	0	0	0	0	0	0	0	0	0	0	0	0	0	0
DAGGETT	0	0	0	0	360,755	0	0	0	0	0	0	0	0	0	0
DAVIS	17,186	0	0	0	104,830	0	0	0	0	0	487	0	0	0	487
DUCHESNE	0	0	0	0	0	0	0	0	0	0	0	0	0	0	0
EMERY	0	0	0	0	106,461	0	0	0	0	0	0	0	0	0	0
GARFIELD	62,916	43,545	0	0	50,845	0	0	0	0	0	19,950	0	0	0	44,635
GRAND	(37,359)	56,774	0	0	4,147,469	0	0	0	0	0	0	0	0	0	785,467
GRANITE	962,510	1,327,774	0	0	182,745	54,964	0	0	0	0	0	0	0	0	54,964
IRON	0	135,698	0	0	2,841,224	0	0	0	0	0	0	0	0	0	43,660
JORDAN	1,605,261	232,000	0	0	9,390	0	0	0	0	0	0	0	0	0	0
JUAB	0	8,000	0	0	726	0	0	0	0	0	0	0	0	0	0
KANE	0	0	0	0	8,000	0	0	0	0	0	0	0	0	0	0
MILLARD	0	8,000	0	0	48,987	0	0	0	0	0	0	0	0	0	0
MORGAN	0	31,797	0	0	1,365,279	0	0	0	0	0	0	0	0	0	155,915
NEBO	556,509	115,013	0	0	860,322	0	0	0	0	0	0	0	0	0	0
NO. SANPETE	115,013	0	0	0	0	0	0	0	0	0	0	0	0	0	0
NO. SUMMIT	0	0	0	0	0	0	0	0	0	0	0	0	0	0	0
PARK CITY	0	70,477	0	0	70,477	0	0	0	0	0	0	0	0	0	0
PIUTE	31,795	110,700	0	0	144,851	0	0	0	0	0	0	0	0	0	0
RICH	(17,492)	8,000	0	0	37,028	0	0	0	0	0	0	0	0	0	0
SAN JUAN	(22,614)	10,474	0	0	(12,140)	0	0	0	0	0	0	0	0	0	0
SEVIER	122,520	0	0	0	247,874	0	0	0	0	0	15,000	0	0	0	15,000
SO. SANPETE	154,156	0	0	0	185,074	0	0	0	0	0	0	0	0	0	0
SO. SUMMIT	0	0	0	0	0	0	0	0	0	0	0	0	0	0	0
TINTIC	37,317	43,052	0	0	107,544	0	0	0	0	0	0	0	0	0	0
TOOELE	15,766	0	0	0	15,766	0	0	0	0	0	0	0	0	0	0
UINTAH	0	0	0	0	0	0	0	0	0	0	0	0	0	0	0
WASATCH	0	0	0	0	0	0	0	0	0	0	0	0	0	0	0
WASHINGTON	(227,540)	0	0	0	(57,484)	0	0	0	0	0	0	0	0	0	0
WAYNE	47,032	0	0	0	47,032	0	0	0	0	0	0	0	0	0	0
WEBER	2,787,431	0	0	0	2,787,431	0	0	0	0	0	0	0	0	0	0
SALT LAKE	0	0	0	0	0	0	0	0	0	0	0	0	0	0	0
OGDEN	0	0	0	0	9,446	0	0	0	0	0	0	0	0	0	940
PROVO	0	0	0	0	6,909	0	0	0	0	0	0	0	0	0	0
LOGAN	0	0	0	0	1,606	0	0	0	0	0	0	0	0	0	0
MURRAY	0	0	0	0	0	0	0	0	0	0	126,647	0	0	0	126,647
TOTALS	8,669,195	3,010,343	19,399,549	59,161	19,399,549	90,930	162,084	1,010,667	1,322,848	126,647	1,322,848	1,322,848	1,322,848	369	

UTAH STATE OFFICE OF EDUCATION
F4 Statewide Revenues
 1994-95

32 CAPITAL PROJECTS FUND

5000 OTHER FINANCING SOURCES

TOTAL REVENUES, 32 CAPITAL PROJECTS FUND	5300					5700 Decrease In Reserved Fund Balance	5800 Decrease In Designated Fund Balance	Miscellaneous Other Financing Sources
	5100 Sale of Bonds	5200 Interfund Transfers	Sale/Compens. for Loss-Fixed Assets	5500 State Building Revolving Account	5900			
8,146,864	72,835,565	0	439,905	0	0	0	0	0
290,104	0	0	0	0	0	0	0	514,380
3,788,699	0	15,000	17,939	0	0	12,408,573	0	0
2,637,904	0	0	10,420	0	0	4,210,229	0	0
1,688,616	0	0	0	0	0	0	0	0
144,221	0	0	0	0	0	0	0	0
7,882,876	26,000,000	0	397,887	3,650,050	1,224,297	0	0	0
2,139,930	0	0	28,432	0	3,271	0	0	0
2,850,266	0	0	0	0	0	0	0	0
316,603	0	0	0	0	0	0	0	0
1,103,044	0	0	3,797	0	0	0	0	0
19,485,860	0	0	127,513	0	0	0	0	0
2,262,105	0	650,895	(4,159)	0	0	0	0	368,613
22,774,920	30,000,000	0	1,091,807	0	0	10,864,022	0	52,310
578,300	0	0	0	0	0	0	0	75,464
382,240	0	0	0	0	0	0	0	0
3,106,544	0	0	1,581	0	0	0	0	1,382,694
524,343	0	0	3,063	0	0	18,378	0	0
5,338,243	0	0	45,095	0	0	0	0	568,348
1,760,839	0	0	2,092	0	0	3,435,655	0	0
463,960	0	0	0	0	0	0	0	0
3,726,210	0	0	0	0	671,277	0	0	0
290,918	0	0	0	0	0	0	0	0
424,700	0	0	10,825	0	0	0	0	197,628
1,429,479	0	94,373	0	0	0	0	0	0
900,587	0	0	31,111	0	0	0	0	0
780,857	0	0	47,000	0	0	0	9,248	0
678,980	0	445,068	1,747	0	0	0	0	680,000
174,177	0	0	0	0	0	0	0	0
2,603,102	0	0	97,801	0	0	0	0	0
3,565,627	0	0	400	0	0	0	457,635	0
428,710	0	0	0	0	0	0	52,930	0
2,311,380	15,000,000	0	8,186	0	0	0	0	0
126,705	0	0	0	0	0	0	0	0
7,141,535	0	0	110,546	0	0	0	0	0
8,331,048	15,000,000	22,457,844	210,175	0	0	0	0	0
5,304,867	0	751,074	200,780	0	0	0	425,641	10,341
3,056,094	8,000,000	0	3,000	0	0	0	0	0
1,319,377	0	0	7,656	0	0	0	0	194,958
2,714,463	0	0	6,655	0	0	0	0	0
TOTALS	132,975,296	24,414,254	2,901,254	3,650,050	1,898,845	31,882,311	4,044,736	0

UTAH STATE OFFICE OF EDUCATION
F4 Statewide Revenues
 1994-95

32 CAPITAL PROJECTS FUND

	TOTAL OTHER FINANCING SOURCES	32 CAPITAL PROJECTS FUND
ALPINE	73,275,470	81,722,334
BEAVER	514,380	804,484
BOX ELDER	12,441,512	16,230,211
CACHE	4,220,650	6,858,553
CARBON	0	1,688,616
DAGGETT	0	144,221
DAVIS	31,272,234	39,155,110
DUCHESNE	31,703	2,171,633
EMERY	0	2,850,266
GARFIELD	0	316,603
GRAND	3,797	1,106,841
GRANITE	496,126	19,981,986
IRON	11,563,068	13,825,173
JORDAN	31,167,271	53,942,191
JUAB	0	578,300
KANE	0	382,240
MILLARD	1,384,275	4,490,818
MORGAN	21,441	545,784
NEBO	613,443	5,951,686
NO. SANPETE	3,437,747	5,198,586
NO. SUMMIT	0	463,960
PARK CITY	671,277	4,397,487
PIUTE	0	290,918
RICH	208,453	633,153
SAN JUAN	94,373	1,523,852
SEVIER	720,359	1,620,946
SO. SANPETE	47,000	827,857
SO. SUMMIT	446,815	1,125,795
TINTIC	0	174,177
TOOELE	555,436	3,158,538
UINTAH	53,330	3,618,957
WASATCH	0	428,710
WASHINGTON	15,008,186	17,319,566
WAYNE	0	126,705
WEBER	110,546	7,252,081
SALT LAKE	37,668,019	45,999,067
OGDEN	1,387,836	6,692,703
PROVO	8,197,958	11,254,052
LOGAN	7,656	1,327,033
MURRAY	6,655	2,721,118
TOTALS	235,627,016	368,602,312

372

373

BEST COPY AVAILABLE

UTAH STATE OFFICE OF EDUCATION
F4 Statewide Revenues
 1994-95

1000 REVENUES FROM LOCAL SOURCES		40 BUILDING RESERVE FUND					5000 OTHER FINANCING SOURCES			5900	
1100 Ad Valorem Taxes		1900 Other Revenues From Local Sources	TOTAL REVENUES, 40 BUILDING RESERVE FUND	5200 Interfund Transfers	5700 Decrease In Reserved Fund Balance	5800 Decrease In Designated Fund Balance	Miscellaneous Other Financing Sources	TOTAL OTHER FINANCING SOURCES			
ALPINE	0	0	0	0	0	0	0	0	0	0	
BEAVER	0	0	0	0	0	0	0	0	0	0	
BOX ELDER	0	0	0	0	0	0	0	0	0	0	
CACHE	0	0	0	0	0	0	0	0	0	0	
CARBON	0	0	0	0	0	0	0	0	0	0	
DAGGETT	0	0	0	0	0	0	0	0	0	0	
DAVIS	0	0	0	0	0	0	0	0	0	0	
DUCHESNE	0	0	0	0	0	0	0	0	0	0	
EMERY	0	0	0	0	0	0	0	0	0	0	
GARFIELD	0	0	0	0	0	0	0	0	0	0	
GRAND	0	25,665	25,665	0	0	0	0	0	0	0	
GRANITE	0	0	0	0	0	0	0	0	0	0	
IRON	0	0	0	0	0	0	0	0	0	0	
JORDAN	0	0	0	0	0	0	0	0	0	0	
JUAB	0	0	0	0	0	0	0	0	0	0	
KANE	0	0	0	0	0	0	0	0	0	0	
MILLARD	0	0	0	0	0	0	0	0	0	0	
MORGAN	0	16,131	16,131	0	0	0	0	0	0	0	
NEBO	0	0	0	0	0	0	0	0	0	0	
NO. SANPETE	0	0	0	0	0	0	0	0	0	0	
NO. SUMMIT	0	10,929	10,929	27,361	0	0	0	27,361	0	0	
PARK CITY	0	0	0	0	0	0	0	0	0	0	
PIUTE	0	0	0	0	0	0	0	0	0	0	
RICH	0	24,000	24,000	0	0	0	0	0	0	0	
SAN JUAN	0	0	0	0	0	0	0	0	0	0	
SEVIER	0	0	0	0	0	0	0	0	0	0	
SO. SANPETE	0	0	0	0	0	0	0	0	0	0	
SO. SUMMIT	541,770	197,671	739,441	0	0	0	0	0	0	0	
TINTIC	0	0	0	0	0	0	0	0	0	0	
TOOELE	0	0	0	0	0	0	0	0	0	0	
UINTAH	0	0	0	0	0	0	0	0	0	0	
WASATCH	0	0	0	0	0	0	0	0	0	0	
WASHINGTON	0	0	0	0	0	0	0	0	0	0	
WAYNE	0	0	0	0	0	0	0	0	0	0	
WEBER	0	0	0	0	0	0	0	0	0	0	
SALT LAKE	6,398,595	774,373	7,172,968	0	0	0	0	0	0	0	
OGDEN	0	0	0	0	0	0	0	0	0	0	
PROVO	0	0	0	974,155	0	0	0	974,155	0	0	
LOGAN	0	0	0	0	0	0	0	0	0	0	
MURRAY	0	0	0	0	0	0	0	0	0	0	
TOTALS	6,940,365	1,048,769	7,989,134	1,001,516	0	0	0	1,001,516	0	1,001,516	

UTAH STATE OFFICE OF EDUCATION
F4 Statewide Revenues
 1994-95

40 BUILDING RESERVE FUND

	40 BUILDING RESERVE FUND
ALPINE	0
BEAVER	0
BOX ELDER	0
CACHE	0
CARBON	0
DAGGETT	0
DAVIS	0
DUCHESNE	0
EMERY	0
GARFIELD	0
GRAND	25,665
GRANITE	0
IRON	0
JORDAN	0
JUAB	0
KANE	0
MILLARD	0
MORGAN	16,131
NEBO	0
NO. SANPETE	0
NO. SUMMIT	38,289
PARK CITY	0
PIUTE	0
RICH	24,000
SAN JUAN	0
SEVIER	0
SO. SANPETE	0
SO. SUMMIT	739,441
TINTIC	0
TOOELE	0
UINTAH	0
WASATCH	0
WASHINGTON	0
WAYNE	0
WEBER	0
SALT LAKE	7,172,968
OGDEN	0
PROVO	974,155
LOGAN	0
MURRAY	0
TOTALS	8,990,650

BEST COPY AVAILABLE

UTAH STATE OFFICE OF EDUCATION
F4 Statewide Revenues
 1994-95

51 FOOD SERVICES FUND

	1000 REVENUES FROM LOCAL SOURCES			3000 REVENUES FROM STATE SOURCES			TOTAL REVENUES, STATE SOURCES
	1500 Earnings on Investments	1610 Sales to Students	1620 Sales to Adults	1690 Other Revenues From Local Sources	TOTAL REVENUES, LOCAL SOURCES	Miscellaneous State Revenues	
ALPINE	114,225	2,890,021	166,836	173,108	3,344,190	0	697,635
BEAVER	0	69,612	0	8,686	78,298	16,800	40,461
BOX ELDER	11,727	923,801	57,411	8,317	1,001,256	0	230,259
CACHE	0	1,336,678	78,920	18,087	1,433,685	0	278,180
CARBON	0	466,555	0	13,096	479,651	0	102,582
DAGGETT	0	15,844	3,262	0	19,106	0	5,380
DAVIS	285,923	5,387,541	312,917	277,659	6,264,040	0	1,154,693
DUCHESNE	9,097	247,434	24,856	101,401	382,788	0	94,363
EMERY	0	304,044	12,314	0	316,358	0	97,829
GARFIELD	0	63,641	7,728	0	71,369	0	22,590
GRAND	3,115	81,765	3,736	25,313	113,929	0	28,213
GRANITE	82,650	3,792,594	196,474	95,334	4,167,052	0	1,478,969
IRON	0	307,650	18,984	217,076	543,710	0	93,529
JORDAN	129,919	6,487,099	336,971	0	6,953,989	0	1,373,303
JUAB	4,122	106,726	0	67,138	177,986	0	37,003
KANE	0	110,742	29	0	110,771	0	26,484
LAMILLARD	2,532	374,208	28,100	19,898	424,738	0	109,435
LEWIS	0	194,825	23,248	424	218,497	0	56,708
MORGAN	0	1,581,257	41,625	658	1,623,540	0	355,494
NEBO	154	156,483	16,401	5,905	178,943	0	58,421
NO. SANPETE	0	94,684	3,664	0	98,348	0	23,299
NO. SUMMIT	0	241,290	0	0	241,290	0	39,646
PARK CITY	0	27,677	0	634	33,916	0	12,119
PIUTE	0	54,066	7,366	0	61,432	0	16,391
RICH	0	192,261	13,206	55,020	260,487	0	90,030
SAN JUAN	0	249,151	25,017	111,227	385,395	0	107,909
SEVIER	0	194,913	3,130	0	198,043	0	78,329
SO. SANPETE	0	56,561	4,612	8,670	69,843	0	19,043
SO. SUMMIT	86	6,075	1,625	1,003	8,789	0	5,359
TINTIC	0	626,316	35,516	32,484	694,316	1,983	147,664
TOOELE	4,654	640,586	0	0	645,240	0	143,791
UINTAH	0	194,483	265	0	194,748	0	49,941
WASATCH	0	1,019,864	87,730	0	1,107,594	0	289,012
WASHINGTON	0	46,893	0	0	46,893	0	17,434
WAYNE	88,170	2,594,993	244,276	0	2,927,439	0	617,787
WEBER	988	996,256	84,001	218,458	1,299,703	0	472,919
SALT LAKE	36,521	644,715	78,644	50,225	810,105	0	308,938
OGDEN	0	810,161	55,257	33,200	898,618	0	223,711
PROVO	0	503,612	32,901	1,860	536,373	18,716	155,279
LOGAN	0	632,598	38,552	17,386	695,393	0	103,960
MURRAY	6,857	0	0	0	6,857	0	0
TOTALS	780,739	34,725,675	2,051,180	1,562,266	39,119,860	37,499	9,228,576

UTAH STATE OFFICE OF EDUCATION
F4 Statewide Revenues
 1994-95

51 FOOD SERVICES FUND

4000 REVENUES FROM FEDERAL SOURCES

	4571 Lunch		4572 Lunch		4573 Special Milk		4574 Breakfast		4575 Food Service		4578 NET		4579 Other Child Nutrition Program Revenue	TOTAL REVENUES, FEDERAL SOURCES
	Reimbursement	Meals	Reimbursement	ee & Reduced	Reimbursement	Reimbursement	Reimbursement	Equipment	Education and Training Pgm.)					
ALPINE	546,282	1,754,423	2,861	0	135,122	0	0	0	0	0	751,563	0	3,190,251	
BEAVER	0	100,351	972	0	47,322	0	0	0	0	0	0	0	101,323	
BOX ELDER	180,326	590,174	0	0	32,441	0	0	0	0	0	228,143	0	1,045,965	
CACHE	210,367	592,087	2,896	0	116,460	0	0	0	0	0	45,698	0	883,489	
CARBON	80,870	337,629	0	0	2,048	0	0	0	0	0	147,683	0	682,642	
DAGGETT	4,053	11,615	0	0	369,187	0	0	0	0	0	1,132,776	0	17,716	
DAVIS	873,282	2,377,000	0	0	60,369	0	0	0	0	0	14,618	0	4,752,245	
DUCHESNE	430,089	61,437	0	0	36,793	0	0	0	0	0	82,506	0	505,076	
EMERY	61,437	221,263	0	0	20,823	0	0	0	0	0	18,043	0	401,999	
GARFIELD	18,885	80,965	68	0	29,427	0	0	0	0	0	26,199	0	138,784	
GRAND	21,266	98,964	0	0	87,002	0	0	0	0	0	0	0	175,846	
GRANITE	6,520,779	375,919	0	0	291,132	0	0	0	0	0	882,780	0	6,520,779	
IRON	81,008	2,309,287	0	0	13,105	0	0	0	0	0	62,207	0	543,929	
JORDAN	1,022,629	120,536	0	0	20,402	0	0	0	0	0	0	0	4,505,828	
JUAB	27,983	96,002	731	0	33,981	0	0	0	0	0	837	0	223,831	
KANE	22,313	372,508	12,320	0	214,719	0	0	0	0	0	104,611	0	586,834	
MILLARD	86,546	75,199	0	0	27,417	0	0	0	0	0	93,774	0	139,448	
MORGAN	41,909	218,722	0	0	19,907	0	0	0	0	0	31,659	0	149,787	
NEBO	1,324,918	35,275	1,329	0	0	0	0	0	0	0	0	0	1,644,248	
NO. SANPETE	44,755	39,857	2,519	0	0	0	0	0	0	0	0	0	384,668	
NO. SUMMIT	21,699	49,095	121	0	0	0	0	0	0	0	0	0	58,303	
PARK CITY	30,675	57,217	0	0	19,701	0	0	0	0	0	5,814	0	104,710	
PIUTE	9,822	439,596	0	0	116,831	0	0	0	0	0	424	0	85,183	
RICH	12,047	488,617	0	0	42,017	0	0	0	0	0	0	0	88,965	
SAN JUAN	74,107	316,345	11,007	0	0	0	0	0	0	0	100,470	0	731,004	
SEVIER	81,673	28,981	1,085	0	102,915	0	0	0	0	0	112,895	0	683,185	
SO. SANPETE	53,352	26,737	0	0	31,347	0	0	0	0	0	92,190	0	514,911	
SO. SUMMIT	13,862	498,530	0	0	6,963	0	0	0	0	0	13,775	0	57,703	
TINTIC	4,990	581,455	55,485	0	105,463	0	0	0	0	0	3,428	0	35,155	
TOOELE	119,988	122,416	0	0	0	0	0	0	0	0	208,377	0	929,810	
UINTAH	125,040	66,952	559	0	0	0	0	0	0	0	120,222	0	858,064	
WASATCH	33,251	1,122,677	0	0	61,008	0	0	0	0	0	0	0	218,115	
WASHINGTON	917,256	1,382,292	0	0	0	0	0	0	0	0	172,965	0	1,195,684	
WAYNE	13,292	985,339	1,116	0	27,197	0	0	0	0	0	14,261	0	95,064	
WEBER	481,063	394,444	0	0	0	0	0	0	0	0	712,120	0	2,376,868	
SALT LAKE	2,873,283	210,843	94,391	0	3,326,579	0	0	0	0	0	6,969,529	1,978	44,099,820	
OGDEN	268,964	16,579,312	0	0	0	0	0	0	0	0	0	0	2,376,868	
PROVO	209,000	1,382,292	0	0	601,035	0	0	0	0	0	558,984	0	4,033,302	
LOGAN	103,027	985,339	1,322	0	393,208	0	0	0	0	0	523,348	0	2,567,812	
MURRAY	81,953	394,444	1,116	0	217,730	0	0	0	0	0	334,919	717	1,749,027	
TOTALS	17,128,031	16,579,312	94,391	0	3,326,579	0	0	0	0	0	6,969,529	1,978	44,099,820	

380

BEST COPY AVAILABLE

UTAH STATE OFFICE OF EDUCATION
F4 Statewide Revenues
1994-95

51 FOOD SERVICES FUND

5000 OTHER FINANCING SOURCES

TOTAL REVENUES, 51 FOOD SERVICE FUND	5200 Interfund Transfers	5700 Decrease In Reserved Fund		5800 Decrease In Designated Fund		5900 Miscellaneous Other Financing Sources		TOTAL OTHER FINANCING SOURCES	51 FOOD SERVICE FUND
		Balance	In	Balance	In	Sources	Sources		
7,232,076	0	0	0	0	0	0	0	0	7,232,076
220,082	0	0	0	0	0	0	0	0	220,082
2,277,480	0	42,245	0	0	0	0	42,245	0	2,319,725
2,595,354	0	0	0	0	0	0	0	0	2,595,354
1,264,875	0	0	0	0	0	0	0	0	1,264,875
42,202	0	0	0	0	0	0	0	0	42,202
12,170,978	0	0	0	0	0	0	0	0	12,170,978
982,227	0	55,052	0	0	0	0	55,052	0	1,037,279
816,186	0	0	0	0	0	0	0	0	816,186
232,743	38,633	0	0	0	0	0	38,633	0	271,376
317,988	0	0	0	0	0	0	0	0	317,988
12,166,800	0	0	0	3,963	0	0	3,963	0	12,170,763
1,181,168	0	0	0	0	0	(10,097)	(10,097)	0	1,171,071
12,833,120	0	328,825	0	0	0	(22,600)	306,225	0	13,139,345
438,819	0	0	0	0	0	0	0	0	438,819
276,703	0	0	0	0	0	0	0	0	276,703
1,121,007	0	0	0	0	0	0	0	0	1,121,007
424,991	0	0	0	0	0	0	0	0	424,991
3,623,282	0	0	0	0	0	0	0	0	3,623,282
622,032	0	0	0	0	0	0	0	0	622,032
179,950	0	0	0	0	0	0	0	0	179,950
385,646	0	0	0	0	0	0	0	0	385,646
131,218	33,070	0	0	0	0	0	33,070	0	164,288
166,788	0	0	0	0	0	0	0	0	166,788
1,081,521	0	0	0	0	0	0	0	0	1,081,521
1,176,489	0	9,065	0	0	0	0	9,065	0	1,185,554
791,283	0	0	0	0	0	0	0	0	791,283
146,589	24,000	0	0	0	0	0	24,000	0	170,589
49,303	5,000	0	0	0	0	0	5,000	0	54,303
1,773,773	0	0	0	78,284	0	101	78,385	0	1,852,158
1,647,095	0	0	0	0	0	0	0	0	1,647,095
462,804	0	0	0	0	0	0	0	0	462,804
2,592,290	0	0	0	0	0	0	0	0	2,592,290
159,391	10,000	0	0	0	0	0	10,000	0	169,391
5,922,094	0	404,238	0	0	0	0	404,238	0	6,326,332
5,805,924	0	0	0	0	0	0	0	0	5,805,924
3,686,855	0	0	0	0	0	0	0	0	3,686,855
2,871,356	0	5,635	0	0	0	(5,635)	0	0	2,871,356
1,340,731	0	9,250	0	0	0	0	9,250	0	1,349,981
1,274,541	0	0	0	0	0	0	0	0	1,274,541
TOTALS	110,703	854,310	82,247	(38,231)	1,009,029	93,494,784			

UTAH STATE OFFICE OF EDUCATION
F4 Statewide Revenues
 1994-95

52-59 ENTERPRISE FUND(S)
 5000 OTHER FINANCING SOURCES

	1000 REVENUES FRC 3000 REVENUES FRC 4000 REVENUES FROM FEDERAL		52-59 ENTERPRISE FUND(S)		5000 OTHER FINANCING SOURCES		5900	
	TOTAL REVENUES, LOCAL SOURCES	TOTAL REVENUES, STATE SOURCES	TOTAL REVENUES, FEDERAL SOURCES	TOTAL REVENUES, ENTERPRISE FUNDS(S)	5200 Interfund Transfers	5700 Decrease In Reserved Fund Balance		5800 Decrease In Designated Fund Balance
ALPINE	0	0	0	0	0	0	0	0
BEAVER	0	0	0	0	0	0	0	0
BOX ELDER	0	0	0	0	0	0	0	0
CACHE	0	0	0	0	0	0	0	0
CARBON	0	0	0	0	0	0	0	0
DAGGETT	0	0	0	0	0	0	0	0
DAVIS	1,828,480	729,890	0	2,558,370	0	0	0	0
DUCHESNE	0	0	0	0	0	0	0	0
EMERY	0	0	0	0	0	0	0	0
GARFIELD	0	0	0	0	0	0	0	0
GRAND	0	0	0	0	0	0	0	0
GRANITE	491,923	50,369	0	542,292	130,000	0	0	0
IRON	152,275	0	0	152,275	74,693	0	0	(2,703)
JORDAN	333,158	0	0	333,158	0	17,778	0	0
JUAB	689	0	0	689	0	0	0	0
KANE	0	0	0	0	0	0	0	0
MILLARD	23,421	0	0	23,421	0	0	0	0
MORGAN	46,829	0	0	46,829	0	0	0	0
NEBO	0	0	0	0	0	0	0	0
NO. SANPETE	0	0	0	0	0	0	0	0
NO. SUMMIT	0	0	0	0	0	0	0	0
PARK CITY	0	0	0	0	0	0	0	0
PIUTE	0	0	0	0	0	0	0	0
RICH	0	0	0	0	0	0	0	0
SAN JUAN	130,374	0	0	130,374	46,400	0	0	0
SEVIER	0	0	0	0	0	0	0	0
SO. SANPETE	0	0	0	0	0	0	0	0
SO. SUMMIT	0	0	0	0	0	0	0	0
TINTIC	0	0	0	0	0	0	0	0
TOOELE	24,037	0	0	24,037	0	0	28,982	0
UINTAH	0	0	0	0	0	0	0	0
WASATCH	0	0	0	0	0	0	0	0
WASHINGTON	0	0	0	0	0	0	0	0
WAYNE	0	0	0	0	0	0	0	0
WEBER	0	0	0	0	0	0	0	0
SALT LAKE	0	0	0	0	0	0	0	0
OGDEN	214,838	0	0	214,838	0	0	0	0
PROVO	0	0	0	0	0	0	0	0
LOGAN	0	0	0	0	0	0	0	0
MURRAY	0	0	0	0	0	0	0	0
TOTALS	3,368,570	793,036	4,13,530	4,575,136	376,093	17,778	28,982	(2,703)

38A

BEST COPY AVAILABLE

UTAH STATE OFFICE OF EDUCATION
F4 Statewide Revenues
 1994-95

52-59 ENTERPRISE FUND(S)

	TOTAL OTHER FINANCING SOURCES	52-59 ENTERPRISE FUND(S)
ALPINE	125,000	673,853
BEAVER	0	0
BOX ELDER	0	0
CACHE	0	0
CARBON	0	0
DAGGETT	0	0
DAVIS	0	2,558,370
DUCHESNE	0	0
EMERY	0	0
GARFIELD	0	0
GRAND	0	0
GRANITE	130,000	672,292
IRON	71,990	224,265
JORDAN	17,778	350,936
JUAB	0	689
KANE	0	0
MILLARD	0	23,421
MORGAN	0	46,829
NEBO	0	0
NO. SANPETE	0	0
NO. SUMMIT	0	0
PARK CITY	0	0
PIUTE	0	0
RICH	0	0
SAN JUAN	46,400	176,774
SEVIER	0	0
SO. SANPETE	0	0
SO. SUMMIT	0	0
TINTIC	0	0
TOOELE	28,982	53,019
UINTAH	0	0
WASATCH	0	0
WASHINGTON	0	0
WAYNE	0	0
WEBER	0	0
SALT LAKE	0	0
OGDEN	0	214,838
PROVO	0	0
LOGAN	0	0
MURRAY	0	0
TOTALS	420,150	4,995,286

UTAH STATE OFFICE OF EDUCATION
F4 Statewide Revenues
 1994-95

1000 REVENUES FROM FEDERAL		60-69 INTERNAL SERVICE FUND(S)		5000 OTHER FINANCING SOURCES		5900	
TOTAL REVENUES, LOCAL SOURCES	TOTAL REVENUES, STATE SOURCES	TOTAL REVENUES, FEDERAL SOURCES	TOTAL REVENUES, 60-69 INTERNAL SERVICE FUND(S)	5200 Interfund Transfers	5700 Decrease In Reserved Fund Balance	5800 Decrease In Designated Fund Balance	Miscellaneous Other Financing Sources
12,617,250	48,492	0	12,665,742	0	0	0	0
ALPINE	0	0	0	0	0	0	0
BEAVER	0	0	0	0	0	0	0
BOX ELDER	0	0	0	0	0	0	0
CACHE	0	0	0	0	0	0	0
CARBON	0	0	0	0	0	0	0
DAGGETT	0	0	0	0	0	0	0
DAVIS	1,466,810	0	1,466,810	0	0	0	0
DUCHESNE	0	0	0	0	0	0	0
EMERY	0	0	0	0	0	0	0
GARFIELD	0	0	0	0	0	0	0
GRAND	0	0	0	0	0	0	0
GRANITE	349,188	0	349,188	85,254	0	0	0
IRON	0	0	0	0	0	0	0
JORDAN	20,928,431	0	20,928,431	0	0	0	0
JUAB	0	0	0	0	0	0	0
KANE	0	0	0	0	0	0	0
MILLARD	0	0	0	0	0	0	0
MORGAN	0	0	0	0	0	0	0
NEBO	0	0	0	0	0	0	0
NO. SANPETE	0	0	0	0	0	0	0
NO. SUMMIT	0	0	0	0	0	0	0
PARK CITY	0	0	0	0	0	0	0
PIUTE	0	0	0	0	0	0	0
RICH	0	0	0	0	0	0	0
SAN JUAN	256,085	0	256,085	0	0	0	0
SEVIER	0	0	0	0	0	0	0
SO. SANPETE	0	0	0	0	0	0	0
SO. SUMMIT	0	0	0	0	0	0	0
TINTIC	0	0	0	0	0	0	0
TOOELE	0	0	0	0	0	0	0
UINTAH	0	0	0	0	0	0	0
WASATCH	0	0	0	0	0	0	0
WASHINGTON	0	0	0	0	0	0	0
WAYNE	0	0	0	0	0	0	0
WEBER	0	0	0	0	0	0	0
SALT LAKE	5,268,657	0	5,268,657	0	0	0	0
OGDEN	114,651	0	114,651	0	0	0	0
PROVO	0	0	0	0	0	0	0
LOGAN	0	0	0	0	0	0	0
MURRAY	379,644	0	379,644	0	0	0	0
TOTALS	41,380,716	48,492	41,429,208	85,254	0	0	0

UTAH STATE OFFICE OF EDUCATION
F4 Statewide Revenues
 1994-95

60-69 INTERNAL SERVICE FUND(S)

TOTAL OTHER FINANCING SOURCES	60-69 INTERNAL SERVICE FUND(S)
ALPINE	0
BEAVER	0
BOX ELDER	0
CACHE	0
CARBON	0
DAGGETT	0
DAVIS	1,466,810
DUCHESNE	0
EMERY	0
GARFIELD	0
GRAND	0
GRANITE	434,442
IRON	85,254
JORDAN	0
JUAB	20,928,431
KANE	0
MILLARD	0
MORGAN	0
NEBO	0
NO. SANPETE	0
NO. SUMMIT	0
PARK CITY	0
PIUTE	0
RICH	0
SAN JUAN	0
SEVIER	256,085
SO. SANPETE	0
SO. SUMMIT	0
TINTIC	0
TOOELE	0
UINTAH	0
WASATCH	0
WASHINGTON	0
WAYNE	0
WEBER	0
SALT LAKE	5,268,657
OGDEN	114,651
PROVO	0
LOGAN	0
MURRAY	379,644
TOTALS	41,514,462
	85,254



71 TRUST FUNDS

1000 RECEIPTS		3000 RECEIPTS		4000 RECEIPTS FROM FEDERAL		5000 OTHER FINANCING SOURCES		5900	
TOTAL RECEIPTS, LOCAL SOURCES	TOTAL RECEIPTS, STATE SOURCES	TOTAL RECEIPTS, FEDERAL SOURCES	TOTAL RECEIPTS, 71 TRUST FUNDS	5200 Interfund Transfers	5700 Decrease In Reserved Fund Balance	5800 Decrease In Designated Fund Balance	Miscellaneous Sources	Other Financing Sources	
776,525	0	0	776,525	0	0	0	0	0	0
0	0	0	0	0	0	0	0	0	0
794,062	0	0	794,062	0	0	0	0	0	0
524,369	0	0	524,369	0	0	56,600	0	0	0
0	0	0	0	0	0	0	0	0	0
0	0	0	0	0	0	0	0	0	0
416,205	278,903	0	695,108	0	0	0	0	0	0
5,108	10,051	0	15,159	0	0	0	0	0	0
0	0	0	0	0	0	0	0	0	0
0	0	0	0	0	0	0	0	0	0
0	0	0	0	0	0	0	0	0	0
1,600	0	0	1,600	0	0	0	0	0	0
432,436	580,595	105,874	1,118,905	0	0	0	0	3,363	0
206,323	0	0	206,323	0	976	0	0	0	0
5,578	341	0	5,919	0	0	0	0	0	0
0	0	0	0	0	0	0	0	0	0
174,210	0	0	174,210	0	0	0	0	0	0
48,455	0	0	48,455	0	0	2,162	0	0	0
0	0	0	0	0	0	0	0	0	0
83,328	0	0	83,328	0	0	0	0	0	0
0	0	0	0	0	0	0	0	0	0
94,396	0	0	94,396	0	0	0	0	0	0
0	0	0	0	0	0	0	0	0	0
0	0	0	0	0	0	0	0	0	0
298,587	0	0	298,587	0	0	0	0	0	0
0	0	0	0	0	0	0	0	0	0
0	0	0	0	0	0	0	0	0	0
7,962	0	0	7,962	0	0	0	0	0	0
0	0	0	0	0	0	0	0	0	0
0	0	0	0	0	0	0	0	0	0
33,647	11,759	0	45,406	0	0	0	0	0	99,650
0	0	0	0	0	0	0	0	0	0
119,771	19,548	0	139,319	0	0	0	0	0	0
0	0	0	0	0	0	0	0	0	0
638,883	0	0	638,883	0	0	0	0	0	0
366,089	29,185	2,025	397,299	0	0	0	0	0	0
0	0	0	0	93,184	0	0	0	0	0
0	0	0	0	0	0	0	0	0	0
235,934	0	0	235,934	95,500	0	0	0	0	0
5,263,467	930,382	107,899	6,301,748	188,684	976	58,762	103,013	0	0
TOTALS	5,263,467	930,382	6,301,748	188,684	976	58,762	103,013	0	0

392

393

BEST COPY AVAILABLE

UTAH STATE OFFICE OF EDUCATION
F4 Statewide Revenues
 1994-95

71 TRUST FUNDS

	TOTAL OTHER FINANCING SOURCES	71 TRUST FUNDS
ALPINE	0	776,525
BEAVER	0	0
BOX ELDER	0	794,062
CACHE	56,600	580,969
CARBON	0	0
DAGGETT	0	0
DAVIS	0	695,108
DUCHESNE	0	15,159
EMERY	0	0
GARFIELD	0	0
GRAND	0	0
GRANITE	0	1,600
IRON	3,363	1,122,268
JORDAN	976	207,299
JUAB	0	5,919
KANE	0	0
KANE	0	0
MILLARD	0	174,210
MORGAN	2,162	50,617
NEBO	0	0
NO. SANPETE	0	83,328
NO. SUMMIT	0	0
PARK CITY	0	94,396
PIUTE	0	0
RICH	0	0
SAN JUAN	0	298,587
SEVIER	0	0
SO. SANPETE	0	0
SO. SUMMIT	0	7,962
TINTIC	0	0
TOOELE	0	0
UINTAH	99,650	145,056
WASATCH	0	0
WASHINGTON	0	139,319
WAYNE	0	0
WEBER	0	638,883
SALT LAKE	0	397,299
OGDEN	93,184	93,184
PROVO	0	0
LOGAN	0	0
MURRAY	95,500	331,434
TOTALS	351,435	6,653,183

UTAH STATE OFFICE OF EDUCATION
P4 Statewide Revenues
 1994-95

		1000 RECEIPTS		3000 RECEIPTS		4000 RECEIPTS FROM FEDERAL		76 AGENCY FUNDS		5000 OTHER FINANCIAL LIABILITIES			
		TOTAL ADDITIONS, LOCAL SOURCES		TOTAL ADDITIONS, STATE SOURCES		TOTAL ADDITIONS, FEDERAL SOURCES		TOTAL ADDITIONS, 76 AGENCY FUNDS		TOTAL OTHER FINANCING SOURCES		9500 Current Liabilities	
		9600 Long-Term Liabilities		9590 Other Current Liabilities		9500 Current Liabilities							
ALPINE	2,534,706	0	0	0	0	0	0	2,534,706	0	0	0	0	0
BEAVER	0	0	0	0	0	0	0	0	0	0	0	0	0
BOX ELDER	0	0	0	0	0	0	0	0	0	0	0	0	0
CACHE	0	0	0	0	0	0	0	0	0	0	0	0	0
CARBON	68,448	178,538	0	0	0	0	246,986	0	0	0	0	0	0
DAGGETT	7,837	0	0	0	0	0	7,837	0	0	0	0	0	0
DAVIS	0	0	0	0	0	0	0	0	0	0	0	0	0
DUCHESNE	0	0	0	0	0	0	0	0	0	0	0	0	0
EMERY	62,342	0	0	0	0	0	62,342	0	0	0	0	0	0
GARFIELD	0	0	0	0	0	0	0	0	0	0	0	0	0
GRAND	0	0	0	0	0	0	0	0	0	0	0	0	0
GRANITE	0	0	0	0	0	0	0	0	0	0	0	0	0
IRON	0	0	0	0	0	0	0	0	0	0	0	0	0
JORDAN	0	0	0	0	0	0	0	0	0	0	0	0	0
JUAB	17,543	0	0	0	0	0	17,543	0	0	0	0	0	0
KANE	0	0	0	0	0	0	0	0	0	0	0	0	0
KANE	0	0	0	0	0	0	0	0	0	0	0	0	0
MILLARD	0	0	0	0	0	0	0	0	0	0	0	0	0
MORGAN	0	0	0	0	0	0	0	0	0	0	0	0	0
NEBO	40,757	0	0	0	0	0	40,757	0	0	0	0	0	0
NEBO	9,306	0	0	0	0	0	9,306	0	0	0	0	0	0
NO. SANPETE	0	0	0	0	0	0	0	0	0	0	0	0	0
NO. SUMMIT	0	0	0	0	0	0	0	0	0	0	0	0	0
PARK CITY	0	0	0	0	0	0	0	0	0	0	0	0	0
PIUTE	0	0	0	0	0	0	0	0	0	0	0	0	0
RICH	0	0	0	0	0	0	0	0	0	0	0	0	0
SAN JUAN	0	0	0	0	0	0	0	0	0	0	0	0	0
SEVIER	237,488	237,143	0	0	0	0	600,071	0	0	0	0	0	0
SO. SANPETE	0	0	0	0	0	0	0	0	0	0	0	0	0
SO. SUMMIT	0	0	0	0	0	0	0	0	0	0	0	0	0
TINTIC	0	0	0	0	0	0	0	0	0	0	0	0	0
TOOELE	0	0	0	0	0	0	0	0	0	0	0	0	0
UINTAH	0	0	0	0	0	0	0	0	0	0	0	0	0
WASATCH	0	0	0	0	0	0	0	0	0	0	0	0	0
WASHINGTON	0	0	0	0	0	0	0	0	0	0	0	0	0
WAYNE	0	0	0	0	0	0	0	0	0	0	0	0	0
WEBER	54,142	0	0	0	0	0	54,142	0	0	0	0	0	0
SALT LAKE	1,228,859	0	0	0	0	0	1,228,859	0	0	0	0	0	0
OGDEN	0	0	0	0	0	0	0	0	0	0	0	0	0
PROVO	674,885	1,391,161	0	0	0	0	3,402,540	0	0	0	0	0	0
LOGAN	0	0	0	0	0	0	0	0	0	0	0	0	0
MURRAY	0	73,000	0	0	0	0	73,000	0	0	0	0	0	0
TOTALS	4,936,013	1,879,842	1,461,934	8,277,789	0	0	0	0	0	0	0	0	0

UTAH STATE OFFICE OF EDUCATION
F4 Statewide Revenues
 1994-95

76 AGENCY FUNDS

	TOTAL LIABILITIES	76 AGENCY FUNDS
ALPINE	0	2,534,406
BEAVER	0	0
BOX ELDER	0	0
CACHE	0	0
CARBON	0	246,986
DAGGETT	0	7,837
DAVIS	0	0
DUCHESNE	0	0
EMERY	0	62,342
GARFIELD	0	0
GRAND	0	0
GRANITE	0	0
IRON	0	0
JORDAN	0	0
JUAB	0	17,543
KANE	0	0
MILLARD	0	0
MORGAN	0	0
NEBO	0	40,757
NO. SANPETE	0	9,306
NO. SUMMIT	0	0
PARK CITY	0	0
PIUTE	0	0
RICH	0	0
SAN JUAN	0	0
SEVIER	0	600,071
SO. SANPETE	0	0
SO. SUMMIT	0	0
TINTIC	0	0
TOOELE	0	0
UINTAH	0	0
WASATCH	0	0
WASHINGTON	0	0
WAYNE	0	0
WEBER	0	54,142
SALT LAKE	0	1,228,859
OGDEN	0	0
PROVO	0	3,402,540
LOGAN	0	0
MURRAY	0	73,000
TOTALS	0	8,277,789

1207

UTAH STATE OFFICE OF EDUCATION
F4 Statewide Revenues
 1994-95

1000 RECEIPTS		3000 RECEIPTS		4000 RECEIPTS FROM FEDERAL		77 STUDENT ACTIVITIES FUND		5000 OTHER FINANCING LIABILITIES		9600 Long-Term Liabilities	
TOTAL ADDITIONS, LOCAL SOURCES	TOTAL ADDITIONS, STATE SOURCES	TOTAL ADDITIONS, FEDERAL SOURCES	TOTAL ADDITIONS, 77 STUDENT ACTIVITIES FUND	TOTAL OTHER FINANCING SOURCES	9500 Current Liabilities	9590 Other Current Liabilities	9600 Long-Term Liabilities				
ALPINE	9,015,529	0	9,015,529	0	0	0	0				
BEAVER	0	0	0	0	0	0	0				
BOX ELDER	0	0	0	0	0	0	0				
CACHE	4,024,782	0	4,024,782	0	0	0	0				
CARBON	806,501	0	806,501	0	0	0	0				
DAGGETT	58,977	0	58,977	0	0	0	0				
DAVIS	0	0	0	0	0	0	0				
DUCHESNE	0	0	0	0	0	0	0				
EMERY	1,067,108	0	1,067,108	0	0	0	0				
GARFIELD	0	0	0	0	0	0	0				
GRAND	0	0	0	0	0	0	0				
GRANITE	0	0	0	0	0	0	0				
IRON	0	0	0	0	0	0	0				
JORDAN	16,421,348	0	16,421,348	0	0	0	0				
JUAB	345,931	0	345,931	0	0	0	0				
KANE	0	0	0	0	0	0	0				
MILLARD	0	0	0	0	0	0	0				
MORGAN	0	0	0	0	0	0	0				
NEBO	92,788	0	92,788	0	0	0	0				
NO. SANPETE	4,796,641	0	4,796,641	0	0	0	0				
NO. SUMMIT	521,478	0	521,478	0	0	0	0				
PARK CITY	0	0	0	0	0	0	0				
PIUTE	0	0	0	0	0	0	0				
RICH	0	0	0	0	0	0	0				
SAN JUAN	0	0	0	0	0	0	0				
SEVIER	1,325,135	0	1,325,135	0	0	0	0				
SO. SANPETE	0	0	0	0	0	0	0				
SO. SUMMIT	197,729	0	197,729	0	0	0	0				
TINTIC	0	0	0	0	0	0	0				
TOOELE	1,500,000	0	1,500,000	0	0	0	0				
UINTAH	853,331	0	853,331	0	6,171	0	0				
WASATCH	0	0	0	0	0	0	0				
WASHINGTON	0	0	0	0	0	0	0				
WAYNE	112,455	0	112,455	0	0	0	0				
WEBER	0	0	0	0	0	0	0				
SALT LAKE	2,969,351	0	2,969,351	0	0	0	0				
OGDEN	0	0	0	0	0	0	0				
PROVO	673,249	0	673,249	0	0	0	0				
LOGAN	0	0	0	0	0	0	0				
MURRAY	0	0	0	0	0	0	0				
TOTALS	400 44,782,333	0	44,782,333	0	6,171	0	0				

400

BEST COPY AVAILABLE

UTAH STATE OFFICE OF EDUCATION
F4 Statewide Revenues
 1994-95

77 STUDENT ACTIVITIES FUND

	TOTAL LIABILITIES	77 STUDENT ACTIVITIES FUND
ALPINE	0	9,015,529
BEAVER	0	0
BOX ELDER	0	0
CACHE	0	4,024,782
CARBON	0	806,501
DAGGETT	0	58,977
DAVIS	0	0
DUCHESNE	0	0
EMERY	0	1,067,108
GARFIELD	0	0
GRAND	0	0
GRANITE	0	0
IRON	0	0
JORDAN	0	16,421,348
JUAB	0	345,931
KANE	0	0
MILLARD	0	0
MORGAN	0	92,788
NEBO	0	4,796,641
NO. SANPETE	0	521,478
NO. SUMMIT	0	0
PARK CITY	0	0
PIUTE	0	0
RICH	0	0
SAN JUAN	0	0
SEVIER	0	1,325,135
SO. SANPETE	0	0
SO. SUMMIT	0	197,729
TINTIC	0	0
TOOELE	0	1,500,000
UINTAH	6,171	859,502
WASATCH	0	0
WASHINGTON	0	0
WAYNE	0	112,455
WEBER	0	0
SALT LAKE	0	2,969,351
OGDEN	0	0
PROVO	0	673,249
LOGAN	0	0
MURRAY	0	0
TOTALS	6,171	44,788,504



UTAH STATE OFFICE OF EDUCATION
F4 Statewide Revenues
 1994-95

SUMMARY OF REVENUES AND OTHER FINANCING SOURCES

	TOTAL LOCAL REVENUES - All Funds		TOTAL STATE REVENUES - All Funds		TOTAL FEDERAL REVENUES - All Funds		TOTAL PAYMENTS FROM OTHER DISTRICTS - All Funds		TOTAL REVENUES - All Funds		TOTAL OTHER FINANCING SOURCES - All Funds		TOTAL LIABILITIES - All Funds		GRAND TOTAL REVENUES & OTHER SOURCES - All Funds	
	Funds	All Funds	Funds	All Funds	Funds	All Funds	Funds	All Funds	Funds	All Funds	Funds	All Funds	Funds	All Funds	Funds	All Funds
ALPINE	69,187,657	100,218,734	8,365,372	177,771,763	0	0	0	0	73,631,819	0	0	0	0	251,703,582		
BEAVER	2,924,886	3,285,683	313,027	6,523,596	0	0	0	0	525,748	0	0	0	0	7,049,344		
BOX ELDER	18,025,816	24,984,963	2,449,125	45,467,414	7,510	0	0	0	12,876,223	0	0	0	0	58,343,637		
CACHE	17,362,511	32,382,816	2,392,482	52,137,308	0	0	0	0	4,924,328	0	0	0	0	57,061,636		
CARBON	8,539,590	12,062,068	1,890,005	22,491,663	0	0	0	0	240,408	0	0	0	0	22,732,071		
DAGGETT	1,174,125	848,941	185,146	2,294,892	86,680	0	0	0	24,328	0	0	0	0	2,319,220		
DAVIS	67,055,818	136,998,069	13,589,323	217,643,210	0	0	0	0	31,296,794	0	0	0	0	248,940,004		
DUCHESNE	5,749,894	11,998,132	1,678,344	19,451,292	24,922	0	0	0	87,201	0	0	0	0	19,538,493		
EMERY	18,337,715	3,479,517	936,352	22,753,584	0	0	0	0	940,580	0	0	0	0	23,694,164		
GARFIELD	2,066,931	4,040,316	612,796	6,720,043	0	0	0	0	256,915	0	0	0	0	6,976,958		
GRAND	3,272,187	3,487,956	506,626	7,286,769	20,000	0	0	0	3,797	0	0	0	0	7,290,566		
GRANITE	96,541,552	169,708,045	20,517,175	287,141,843	375,071	0	0	0	541,907	0	0	0	0	287,683,750		
IRON	13,357,894	14,121,493	1,730,088	29,209,475	0	0	0	0	11,659,690	0	0	0	0	40,869,165		
JORDAN	130,235,314	160,055,050	12,838,308	303,128,672	0	0	0	0	31,492,250	0	0	0	0	334,620,922		
JUAB	3,015,357	4,006,353	498,093	7,519,803	0	0	0	0	7,429	0	0	0	0	7,527,232		
KANE	2,371,589	4,397,510	463,586	7,232,685	0	0	0	0	0	0	0	0	0	7,232,685		
MILLARD	17,383,316	2,816,200	1,438,659	21,638,174	0	0	0	0	2,141,775	0	0	0	0	23,779,949		
MORGAN	2,851,318	4,903,857	409,534	8,164,709	0	0	0	0	227,671	0	0	0	0	8,392,379		
NEBO	24,349,981	42,595,338	4,013,694	70,959,013	0	0	0	0	858,594	0	0	0	0	71,817,607		
NO. SANPETE	3,721,255	7,306,996	1,148,164	12,176,415	0	0	0	0	3,451,924	0	0	0	0	15,628,339		
NO. SUMMIT	2,052,039	2,429,043	184,498	4,665,580	0	0	0	0	66,297	0	0	0	0	4,731,877		
PARK CITY	15,978,305	1,926,762	378,527	18,283,594	0	0	0	0	1,334,581	0	0	0	0	19,618,175		
PIUTE	491,805	2,217,961	229,080	2,938,846	0	0	0	0	84,486	0	0	0	0	3,023,332		
RICH	1,628,105	1,811,822	196,212	3,636,139	0	0	0	0	218,590	0	0	0	0	3,854,729		
SAN JUAN	5,886,191	11,031,214	7,024,873	23,942,278	0	0	0	0	718,210	0	0	0	0	24,660,488		
SEVIER	7,034,313	12,970,576	1,916,405	21,921,294	0	0	0	0	731,437	0	0	0	0	22,652,731		
SO. SANPETE	2,102,066	9,042,366	1,283,362	12,427,794	0	0	0	0	278,328	0	0	0	0	12,706,122		
SO. SUMMIT	6,291,697	887,109	220,729	7,399,535	0	0	0	0	507,641	0	0	0	0	7,907,176		
TINTIC	448,872	1,767,933	98,160	2,314,965	0	0	0	0	28,527	0	0	0	0	2,343,492		
TOOELE	11,350,514	16,661,148	3,026,053	31,641,525	603,810	0	0	0	1,745,953	0	0	0	0	33,387,478		
UINTAH	13,237,844	13,350,069	3,198,599	29,786,512	0	0	0	0	541,060	0	0	6,171	0	30,333,743		
WASATCH	4,491,917	6,812,495	571,852	11,876,264	0	0	0	0	215,111	0	0	0	0	12,091,375		
WASHINGTON	23,210,690	34,364,722	3,345,209	60,920,621	0	0	0	0	15,008,186	0	0	0	0	75,928,807		
WAYNE	878,404	2,460,162	269,060	3,607,626	0	0	0	0	80,084	0	0	0	0	3,687,710		
WEBER	33,095,414	66,539,204	6,236,564	105,871,181	0	0	0	0	2,480,356	0	0	0	0	108,351,537		
SALT LAKE	80,031,232	41,910,850	14,329,271	136,311,586	40,233	0	0	0	37,668,019	0	0	0	0	173,979,605		
OGDEN	18,317,337	30,665,084	6,018,636	55,001,058	0	0	0	0	4,243,267	0	0	0	0	59,244,325		
PROVO	23,152,039	33,240,040	6,152,367	62,607,446	63,000	0	0	0	9,334,472	0	0	0	0	71,941,918		
LOGAN	9,241,290	12,106,428	1,562,394	23,085,277	175,165	0	0	0	112,363	0	0	0	0	23,197,640		
MURRAY	13,430,359	12,266,938	1,325,145	27,022,442	0	0	0	0	222,887	0	0	0	0	27,245,329		
TOTALS	779,875,139	1,058,159,462	133,542,894	1,972,973,885	1,396,391	0	6,171	0	250,809,235	0	0	0	0	2,223,789,291		



UTAH STATE OFFICE OF EDUCATION
F4 Statewide Expenditures
 1994-95

10 MAINTENANCE AND OPERATION FUND

1000 INSTRUCTION

	131 Salaries - Teachers	132 Salaries - Substitute Teachers	161 Salaries - Tchr. Aides & Paraprof.	Salaries - All Other	TOTAL SALARIES (Subtotal)	200 Employee Benefits	300-500 Purchased Services	611 General Supplies
ALPINE	55,990,925	668,643	2,349,687	0	59,009,255	20,389,813	1,024,768	2,411,942
BEAVER	2,055,023	34,443	71,227	0	2,160,693	897,135	12,054	141,030
BOX ELDER	15,292,871	177,038	1,085,502	0	16,555,411	5,652,383	244,668	498,324
CACHE	16,397,621	233,219	1,216,384	0	17,847,223	6,584,618	1,062,863	6,145
CARBON	6,564,360	98,544	595,299	0	7,258,203	2,791,481	298,983	345,582
DAGGETT	437,338	10,401	58,198	31,967	537,904	225,355	20,904	3,136
DAVIS	71,346,388	1,013,267	6,047,927	5,130,045	83,537,627	28,799,644	1,425,861	1,649,699
DUCHESNE	6,195,587	138,992	559,076	0	6,893,655	2,543,536	96,180	90,560
EMERY	5,482,470	50,664	485,252	4,095	6,022,481	2,311,543	0	368,991
GARFIELD	1,778,358	35,217	151,548	183,812	2,148,935	979,641	170,235	99,220
GRAND	2,422,403	36,015	318,259	0	2,776,677	989,130	141,212	200
GRANITE	108,328,925	1,722,771	7,060,624	0	117,112,320	39,609,243	882,871	3,682,443
JORDAN	7,846,694	84,549	922,192	242	8,853,677	3,300,808	91,140	2,071
JUAB	93,205,847	1,434,980	6,337,088	460,184	101,438,099	38,732,617	1,624,890	2,292,690
KANE	2,098,003	23,801	329,404	0	2,451,208	809,922	23,148	136,934
KANE	2,276,426	28,706	242,367	0	2,547,499	1,098,616	53,510	125,932
MILLARD	6,108,330	74,015	614,671	7,113	6,804,129	2,575,008	238,997	189,488
MORGAN	2,697,244	36,862	108,623	0	2,842,730	1,127,295	270,334	134,335
NEBO	22,349,119	317,565	1,570,681	489,468	24,726,833	9,157,656	557,958	843,554
NO. SANPETE	3,285,450	44,380	380,563	0	3,710,393	1,331,781	100,827	219,261
NO. SUMMIT	1,561,481	13,052	65,242	0	1,639,775	609,070	49,958	25,394
PARK CITY	4,656,638	58,930	395,195	10,845	5,121,608	1,916,014	261,119	300,312
PIUTE	765,135	3,543	66,232	0	834,910	311,866	82,506	0
RICH	1,055,577	11,611	80,401	0	1,147,589	483,148	42,152	35,008
SAN JUAN	6,774,250	112,972	774,787	0	7,662,009	2,759,086	329,662	418,239
SEVIER	6,512,861	134,805	499,455	32,325	7,179,446	2,677,540	373,009	438,076
SO. SANPETE	4,180,176	73,972	423,979	63,914	4,742,041	1,764,857	57,725	224,057
SO. SUMMIT	1,704,915	37,282	105,496	15,161	1,862,854	720,484	144,124	0
TINTIC	646,552	0	32,753	0	679,305	267,077	11,702	16,678
TOOELE	10,923,761	215,258	744,224	0	11,883,243	4,737,862	656,201	48,600
UINTAH	9,750,460	130,711	665,628	94,144	10,640,943	4,061,421	350,063	137,760
WASATCH	4,668,420	60,876	246,128	22,287	4,997,711	2,070,896	70,121	171,798
WASHINGTON	20,673,902	274,114	1,265,897	0	22,213,913	8,245,063	626,008	811,671
WAYNE	1,080,979	14,765	78,758	0	1,174,502	494,436	41,144	4,355
WEBER	37,643,982	512,564	2,376,795	0	40,533,341	13,650,796	413,757	3,724,471
SALT LAKE	41,295,912	619,468	3,446,567	136,541	45,498,488	13,803,907	1,697,186	139,543
OGDEN	18,544,924	320,876	1,874,043	511,051	21,160,894	6,986,546	143,271	1,778,733
PROVO	19,436,154	324,667	2,108,200	685,300	22,554,321	8,285,290	946,317	0
LOGAN	8,237,160	129,618	581,816	99,173	9,047,767	3,263,159	672,000	0
MURRAY	9,304,254	128,951	540,845	0	9,974,050	3,713,679	30,194	345,275
TOTALS	641,576,875	9,352,107	46,877,013	7,977,667	705,783,662	250,729,422	15,339,621	21,861,508

UTAH STATE OFFICE OF EDUCATION
F4 Statewide Expenditures
 1994-95

		10 MAINTENANCE AND OPERATION FUND				2100 STUDENTS		
		1000 INSTRUCTION		670 Computer Supplies (Instructional Only)		TOTAL EXPENDITURES, INSTRUCTION (Function 1000)		
		612 Educational Supplies	641 Books (Textbooks Only)	670 Computer Supplies (Instructional Only)	TOTAL SUPPLIES AND MATERIALS (Subtotal)	700 Property (Instructional Equipment)	800 Other Objects	141 Salaries - Attend. & Soc. Work Personnel
ALPINE	0	0	1,000,982	0	3,412,924	1,736,107	0	85,572,867
BEAVER	1,234	58,366	0	0	200,630	58,330	2,700	3,331,542
BOX ELDER	0	449,578	0	0	947,902	428,281	114,057	23,942,702
CACHE	469,093	634,027	0	20,198	1,129,463	821,738	22,663	27,468,567
CARBON	0	50,361	0	14,543	410,486	0	9,412	10,768,565
DAGGETT	0	0	0	0	3,136	104,694	12,942	904,935
DAVIS	0	706,183	0	0	2,355,882	2,208,729	10,896	118,338,639
DUCHESNE	0	21,940	0	72,216	184,716	337,583	55,056	10,110,726
EMERY	0	171	0	36,242	405,404	0	61,521	8,800,949
GARFIELD	0	87,418	0	0	186,638	151,514	2,411	3,639,374
GRAND	0	0	0	0	200	0	0	3,907,219
GRANITE	0	1,629,256	0	32,067	5,311,699	20,092	0	162,936,225
IRON	340,495	278,898	0	457,019	653,531	0	0	12,899,156
JORDAN	0	653,486	0	0	3,403,195	3,404,267	378,079	148,981,147
JUAB	0	35,744	0	0	172,678	60,592	4,733	3,522,281
KANE	0	52,097	0	22,880	200,909	205,225	134,963	4,240,722
MILLARD	0	17,863	0	16,593	223,944	180,528	86,266	10,108,873
MORGAN	0	44,308	0	2,743	181,386	140,563	36,396	4,598,703
NEBO	0	255,262	0	92,788	1,191,604	53,508	0	35,687,559
NO. SANPETE	0	33,667	0	0	252,928	96,104	7,403	5,499,436
NO. SUMMIT	0	0	0	46,409	25,394	56,750	0	2,380,947
PARK CITY	0	131,365	0	0	478,086	0	0	7,776,827
PIUTE	71,423	18,626	0	0	90,049	87,225	0	1,406,556
RICH	0	0	0	0	35,008	51,343	0	1,759,240
SAN JUAN	0	103,437	0	31,730	553,406	157,085	181,611	11,642,859
SEVIER	0	267,011	0	12,865	717,952	360,786	7,324	11,316,057
SO. SANPETE	48,923	98,748	0	0	322,805	48,758	100	6,936,286
SO. SUMMIT	12,788	1,803	0	7,452	58,178	74,251	461	2,860,352
TINTIC	0	5,234	0	1,026	35,726	231	5	994,046
TOOELE	0	40,827	0	42,908	132,335	(2,772)	0	17,406,869
UINTAH	0	15,411	0	18,724	171,895	188,680	27,947	15,440,949
WASATCH	10,394	10,000	0	0	192,192	296,757	170,840	7,798,517
WASHINGTON	72,951	474,352	0	0	1,286,023	560,633	218,309	33,149,949
WAYNE	0	13,484	0	378	91,168	95,381	12,454	1,909,085
WEBER	0	992,377	0	0	4,716,848	24,043	712,970	60,051,755
SALT LAKE	1,144,254	1,255,888	0	251,178	2,790,863	714,098	0	64,504,542
OGDEN	0	118,434	0	122,273	2,019,440	108,944	35,607	30,454,702
PROVO	824,265	67,019	0	73,572	964,856	1,106,691	1,466,396	35,323,871
LOGAN	369,747	147,717	0	0	517,464	366,678	9,581	13,876,649
MURRAY	0	412,140	0	13,408	770,823	375,823	16,202	14,880,771
TOTALS	3,365,567	10,183,481	1,389,211	36,799,767	14,579,239	3,799,305	1,027,131,016	1,868,742

UTAH STATE OFFICE OF EDUCATION
F4 Statewide Expenditures
 1994-95

10 MAINTENANCE AND OPERATION FUND

2100 SUPPORT SERVICES - STUDENTS:

	142 Salaries - Guidance Personnel	143 Salaries - Health Services Personnel	144 Salaries - Psychological Personnel	152 Salaries - Secretarial and Clerical	Salaries - All Other	TOTAL SALARIES (Subtotal)	200 Employee Benefits	300-500 Purchased Services
ALPINE	1,561,958	43,356	494,679	238,905	28,474	2,367,372	874,120	203,180
BEAVER	37,559	0	0	0	0	37,559	13,141	22,298
BOX ELDER	412,821	26,364	128,462	60,750	29,148	657,545	210,286	12,997
CACHE	395,645	20,011	93,470	4,612	36,693	550,431	191,893	6,065
CARBON	275,847	0	85,560	0	35,321	396,728	139,312	50,038
DAGGETT	0	0	0	0	0	0	0	1,005
DAVIS	2,021,573	0	446,061	38,272	0	2,831,749	947,542	26,407
DUCHESNE	94,945	0	86,281	0	0	181,226	52,929	44,267
EMERY	54,758	19,813	49,737	0	0	124,308	37,554	0
GARFIELD	0	0	0	0	0	0	0	0
GRAND	44,956	0	16,572	0	0	90,064	20,466	0
GRANITE	4,265,550	144,228	1,381,999	1,193,182	832,706	8,882,472	2,912,268	70,496
IRON	119,565	30,399	29,088	4,000	0	183,052	66,929	33,005
JORDAN	2,370,867	163,068	1,983,660	61,993	294,659	5,132,890	1,710,605	23,727
JUAB	62,973	21,641	0	14,940	1,964	109,281	39,477	19,247
KANE	15,316	0	0	0	0	15,316	0	20,842
MILLARD	38,559	28	86,083	0	0	124,670	165,442	0
MORGAN	67,595	0	0	0	7,300	74,895	28,009	2,831
NEBO	655,875	0	381,506	129,751	0	1,209,844	378,679	158,916
NO. SANPETE	49,965	0	8,629	0	0	58,594	23,645	11,641
NO. SUMMIT	50,370	0	0	0	0	50,370	22,239	6,664
PARK CITY	229,574	5,160	0	14,830	0	249,564	131,069	40,674
PIUTE	0	0	0	0	0	0	0	0
RICH	4,950	0	0	0	0	4,950	0	1,719
SAN JUAN	200,627	0	39,606	0	0	240,233	83,945	18,976
SEVIER	68,475	30,022	0	20,388	60,763	179,648	61,523	8,921
SO. SANPETE	72,337	0	0	74,811	0	147,148	61,110	13,254
SO. SUMMIT	63,183	0	13,469	0	157	84,658	26,204	1,361
TINTIC	0	650	0	0	0	3,341	1,165	19,027
TOOELE	384,350	0	24,529	37,757	0	446,636	173,749	56,394
UINTAH	187,737	0	41,708	0	41,225	270,670	88,926	53,590
WASATCH	102,353	0	0	0	0	102,353	0	27,607
WASHINGTON	794,282	27,816	46,738	66,337	20,686	955,859	311,559	258,669
WAYNE	18,359	0	0	6,324	0	24,683	12,814	5,367
WEBER	1,293,879	137,061	0	224,305	4,700	1,659,945	576,518	32,317
SALT LAKE	1,551,896	72,605	11,212	100,305	11,333	1,757,222	541,250	33,508
OGDEN	775,453	36,542	109,149	146,178	642,099	1,770,925	602,825	58,456
PROVO	358,413	0	492,697	73,642	45,080	1,009,524	376,767	103,340
LOGAN	209,955	13,829	0	21,820	0	245,604	31,294	0
MURRAY	427,765	22,678	39,207	41,884	48,737	599,101	210,114	13,548
TOTALS	19,340,285	815,270	6,090,102	2,574,986	2,141,044	32,830,429	11,125,368	1,460,353

UTAH STATE OFFICE OF EDUCATION
F4 Statewide Expenditures
 1994-95

10 MAINTENANCE AND OPERATION FUND
2200 SUPPORT SERVICES - INSTRUCTIONAL STAFF

	TOTAL									
	600 Supplies and Materials	700 Property	800 Other Objects	SUPPORT SERVICES - STUDENTS	115 Salaries - Supervisors & Directors	133 Salaries - Sabbatical Leave	145 Salaries - Media Personnel - Certif.	152 Salaries - Secretarial and Clerical		
ALPINE	9,087	0	0	3,753,759	1,066,321	50,103	437,939	426,374		
BEAVER	0	0	0	72,998	48,464	0	29,394	0		
BOX ELDER	6,095	0	10,316	897,239	209,621	0	141,134	52,219		
CACHE	15,330	488	6,092	770,300	335,116	0	556,928	164,666		
CARBON	4,363	0	81	590,522	86,428	0	30,247	22,347		
DAGGETT	331	0	0	1,336	0	0	0	0		
DAVIS	6,526	43,251	0	3,855,475	2,044,304	0	763,127	426,788		
DUCHESNE	2,114	0	0	280,536	212,245	2,133	158,016	19,860		
EMERY	1,892	0	1,436	165,190	88,851	0	0	0		
GARFIELD	0	0	0	0	0	0	0	0		
GRAND	0	0	0	110,530	78,144	0	64,322	25,686		
GRANITE	38,549	0	956	11,904,741	940,834	62,692	2,286,291	1,120,559		
IRON	5,184	0	0	288,170	187,178	0	73,631	13,194		
JORDAN	1,974	0	540	6,869,736	799,022	0	890,645	583,765		
JUAB	6,222	0	0	174,227	40,845	0	0	8,807		
KANE	0	0	0	36,158	0	0	34,080	0		
MILLARD	0	0	0	290,111	187,849	0	109,528	10,470		
MORGAN	124,227	0	0	229,962	46,569	0	0	0		
NEBO	731	0	0	1,748,170	513,028	0	253,583	164,154		
NO. SANPETE	0	0	288	94,168	77,313	0	0	3,476		
NO. SUMMIT	243	0	0	79,516	53,328	0	0	0		
PARK CITY	0	0	0	421,307	0	0	0	0		
PIUTE	0	0	0	0	0	0	0	0		
RICH	7,904	0	0	14,573	360	0	0	0		
SAN JUAN	2,798	0	0	345,952	235,000	0	0	0		
SEVIER	7,077	0	0	257,169	0	0	2,169	0		
SO. SANPETE	1,257	0	0	222,769	39,796	0	0	0		
SO. SUMMIT	1,897	0	0	118,597	11,100	0	0	0		
TINTIC	2,650	0	4,477	118,597	15,319	0	65,350	13,573		
TOOELE	10,102	3,706	44,490	70,673	100,570	0	10,466	7,849		
UINTAH	19,319	16,417	142	690,587	248,434	0	37,386	18,613		
WASATCH	682	0	0	449,064	217,183	0	118,771	93,593		
WASHINGTON	30,807	0	0	1,556,894	217,183	67,073	64,862	55,000		
WAYNE	629	0	0	43,493	25,523	0	330,267	105,482		
WEBER	47,237	0	67,816	2,363,833	770,980	0	449,009	237,488		
SALT LAKE	17,003	0	0	2,348,983	1,213,342	0	1,503,316	610,545		
OGDEN	42,651	31,886	20,226	2,526,969	354,438	0	579,406	164,059		
PROVO	11,843	14,554	11,328	1,527,356	127,167	0	561,764	159,804		
LOGAN	9,416	0	310	286,624	218,466	0	141,928	70,625		
MURRAY	14,275	6,103	0	843,141	208,368	0	160,265	3,884		
TOTALS	450,415	116,405	168,499	46,151,469	10,801,506	182,001	10,222,413	4,675,109		

412

BEST COPY AVAILABLE

UTAH STATE OFFICE OF EDUCATION
F4 Statewide Expenditures
 1994-95

10 MAINTENANCE AND OPERATION FUND
 2200 SUPPORT SERVICES - INSTRUCTIONAL STAFF

Media Personnel - Noncertif	Salaries - All Other	TOTAL SALARIES (Subtotal)	200 Employee Benefits	300-500 Purchased Services	600 Supplies & Materials (Except as Below)	644 Library Books	650 Periodicals
592,262	955,980	3,528,979	1,386,498	107,738	181,679	139,806	31,113
4,926	0	82,784	33,091	187	624	16,638	2,117
90,108	5,416	498,498	153,494	24,999	9,350	0	0
0	0	1,056,710	391,340	273,720	50,382	154,643	12,247
49,849	7,562	196,433	67,346	73,726	57,229	21,135	3,855
15,807	0	15,807	5,313	270	209	9,075	1,719
662,186	184,367	4,080,772	1,445,813	656,120	169,704	182,648	54,062
78,330	0	470,584	136,583	179,775	2,125	5,187	649
0	0	88,851	64,484	0	0	6,686	0
28,147	0	28,147	11,009	0	1,417	13,175	3,886
30,828	0	198,981	26,929	0	0	0	0
702,265	1,306,289	6,418,930	2,145,099	1,296,504	274,294	181,113	79,247
67,929	0	341,932	115,519	9,732	87,949	87,949	12,415
1,259,450	397,127	3,930,009	1,079,693	906,788	458,399	66,604	62,056
40,400	-56,616	146,668	67,500	52,047	42,969	6,424	0
51,473	0	85,553	0	0	0	7,450	3,386
0	0	307,848	75,525	8,175	0	0	0
50,246	0	96,815	51,827	46,048	10,371	4,245	904
158,204	0	1,088,969	373,599	31,444	8,035	91,673	2,314
18,827	80,326	179,942	58,201	34,485	20,450	0	0
22,489	0	75,817	26,059	0	0	0	0
73,048	0	111,699	48,066	7,056	0	88,789	8,010
2,386	0	34,590	13,902	0	0	2,771	669
0	0	2,529	431	7,168	6,225	0	1,438
15,183	110,621	750,767	264,915	120,908	21,237	20,678	6,652
109,976	0	109,976	58,799	0	57,411	0	0
61,020	0	114,389	61,391	2,549	68,578	8,635	2,901
10,493	0	94,792	26,044	2,920	852	0	0
0	0	25,785	6,927	438	2,490	4,754	9
63,615	154,175	374,359	117,665	81,325	46,101	23,848	0
125,295	0	586,093	244,304	57,184	16,029	11,290	6,687
36,621	0	156,483	0	0	0	0	0
264,869	18,922	1,003,796	390,967	30,223	51,503	198,289	15,906
18,175	0	43,698	15,201	110	373	7,513	2,942
295,767	3,084	1,756,327	626,623	29,280	36,462	146,781	28,349
59,974	708,962	4,096,139	1,405,771	306,645	183,054	87,953	19,824
98,630	532,387	1,728,920	553,351	157,790	134,480	41,983	12,368
149,574	81,810	1,080,119	395,788	167,793	7,490	35,712	14,521
39,722	1,096	471,837	48,854	15,647	7,490	23,290	9,877
83,682	77,731	533,930	174,940	101,077	39,825	37,689	2,834
5,431,756	4,682,470	35,995,255	12,168,862	4,945,838	2,126,888	1,734,426	402,957
TOTALS							

1-21-95



UTAH STATE OFFICE OF EDUCATION
F4 Statewide Expenditures
 1994-95

10 MAINTENANCE AND OPERATION FUND
 2300 SUPPORT SVCS. - DIST. GEN. ADMINISTRATION

	2200 SUPPORT SERVICES - INSTRUCTIONAL STAFF		TOTAL EXP.,		111-1114 Salaries -		115 Salaries -		133 Salaries -		152 Salaries -	
	660 Audio Visual	700 Property	800 Other Objects	INSTRUCTIONAL STAFF	District Administration	Supervisors & Directors	Sabbatical Leave	Secretarial & Clerical				
ALPINE	43,175	8,553	2,942	5,430,483	167,048	0	0	56,138	0	0	0	9,955
BEAVER	2,342	0	0	137,783	87,842	0	0	37,307	0	0	0	16,601
BOX ELDER	0	0	0	686,341	133,251	0	0	66,344	0	0	0	11,623
CACHE	60,826	0	4,220	2,004,088	84,990	0	0	35,760	0	0	0	146,524
CARBON	14,653	228	11,316	445,921	131,538	0	0	7,500	0	0	0	37,692
DAGGETT	2,392	0	0	34,785	42,878	0	0	0	0	0	0	20,672
DAVIS	182,585	148,739	105	6,920,548	431,175	0	0	0	0	0	0	39,151
DUCHESNE	35	26,189	0	821,127	69,579	0	0	0	0	0	0	21,282
EMERY	13,258	0	0	173,279	73,506	0	0	0	0	0	0	13,192
GARFIELD	671	0	0	58,305	58,607	0	0	0	0	0	0	11,298
GRAND	0	0	0	225,910	68,280	0	0	0	0	0	0	3,264
GRANITE	128,397	0	38,366	10,561,950	275,916	0	0	308,503	0	0	0	0
IRON	24,574	0	0	743,872	102,778	0	0	0	0	0	0	0
JORDAN	147,996	128,211	57,911	6,837,667	358,203	0	0	0	0	0	0	0
JUAB	4,249	5,699	14,956	340,512	74,459	0	0	0	0	0	0	0
KANE	7,488	0	7,376	111,253	64,832	0	0	7,800	0	0	0	0
MILLARD	0	0	0	391,548	91,735	0	0	0	0	0	0	0
MORGAN	0	3,705	0	213,915	68,462	0	0	405	0	0	0	32,157
NEBO	32,656	1,435	0	1,630,125	86,000	0	0	107,568	0	0	0	86,354
NO. SANPETE	0	57,290	53,072	403,440	91,003	0	0	0	0	0	0	34,211
NO. SUMMIT	0	(50)	0	101,876	56,280	0	0	0	0	0	0	12,324
PARK CITY	19,756	0	0	283,326	107,959	0	0	113,540	0	0	0	65,048
PIUTE	3,315	0	0	55,247	73,823	0	0	0	0	0	0	11,935
RICH	5,010	0	0	22,801	33,662	0	0	0	0	0	0	22,548
SAN JUAN	6,045	3,108	0	1,194,309	123,985	0	0	0	0	0	0	51,731
SEVIER	0	0	0	226,186	131,781	0	0	16,994	0	0	0	61,499
SO. SANPETE	67,935	0	6,022	332,400	71,980	0	0	9,370	0	0	0	16,582
SO. SUMMIT	0	0	0	124,608	69,613	0	0	0	0	0	0	22,818
TINTIC	969	0	302	41,674	46,538	0	0	0	0	0	0	0
TOOELE	18,648	3,759	0	665,705	130,236	0	0	0	0	0	0	47,690
UINTAH	3,867	1,530	1,648	928,632	88,656	0	0	0	0	0	0	28,140
WASATCH	0	0	0	156,483	151,140	0	0	6,410	0	0	0	47,552
WASHINGTON	124,388	11,830	0	1,826,902	85,913	0	0	0	0	0	0	49,814
WAYNE	1,179	28	0	71,044	32,660	0	0	0	0	0	0	1,154
WEBER	117,953	0	65,550	2,807,325	242,765	0	0	87,947	0	0	0	112,887
SALT LAKE	107,979	17,933	0	6,225,298	170,837	0	0	0	0	0	0	67,386
OGDEN	29,621	73,908	181,713	2,951,392	106,896	0	0	0	0	0	0	0
PROVO	3,218	53,048	35,717	1,920,396	127,598	0	0	149,696	0	0	0	67,876
LOGAN	8,416	0	886	586,297	59,700	0	0	0	0	0	0	14,901
MURRAY	3,335	14,314	1,604	909,548	77,494	0	0	112,727	0	0	0	45,336
TOTALS	416 1,186,932	559,457	483,706	59,604,301	4,551,598	973,004	0	1,750,131	0	0	0	0

416

BEST COPY AVAILABLE

UTAH STATE OFFICE OF EDUCATION
F4 Statewide Expenditures
 1994-95

2300 SUPPORT SVCS. - DIST. GEN. ADMINISTRATION
 10 MAINTENANCE AND OPERATION FUND

	Salaries - All Other	TOTAL SALARIES (subtotal)	200 Employee Benefits	300-500 Purchased Services	522 Liability Insurance	600 Supplies and Materials	700 Property	800 Other Objects
ALPINE	0	223,186	83,951	241,292	0	14,357	0	25,670
BEAVER	0	97,797	57,281	27,902	17,295	0	0	0
BOX ELDER	0	170,558	54,317	47,113	66,909	40,438	0	31,192
CACHE	0	101,591	49,931	24,067	26,419	24,424	0	40,846
CARBON	0	233,642	96,648	38,050	31,017	19,147	0	18,469
DAGGETT	0	62,001	17,851	44,549	0	0	0	8,620
DAVIS	0	577,699	180,501	910,965	0	38,006	13,761	20,910
DUCHESNE	0	107,271	50,430	72,467	0	1,257	0	19,008
EMERY	0	94,178	67,631	0	22,485	0	0	0
GARFIELD	0	106,542	44,170	78,286	7,275	14,306	15,674	18,201
GRAND	0	89,562	37,395	16,083	10,347	0	0	0
GRANITE	0	822,152	308,192	229,315	541,793	56,061	0	18,720
IRON	0	115,970	56,560	54,494	41,318	4,210	0	0
JORDAN	0	479,615	151,560	204,973	0	9,653	463	30,487
JUAB	0	85,757	39,912	37,644	11,334	8,488	1,436	(17,362)
KANE	0	75,896	26,674	9,777	0	1,271	0	41,140
MILLARD	0	91,735	58,138	51,815	44,800	5,704	0	0
MORGAN	0	101,024	56,617	64,122	16,442	9,465	1,980	7,959
NEBO	0	279,922	106,397	62,707	104,760	13,510	0	0
NO. SANPETE	0	125,214	66,243	17,823	14,487	352	0	3,144
NO. SUMMIT	0	68,604	26,965	40,841	1,961	6,119	699	3,103
PARK CITY	0	286,547	105,239	169,925	22,428	19,308	0	0
PIUTE	0	85,758	54,976	45,973	0	8,348	717	0
RICH	0	56,210	41,912	27,481	3,975	16,383	0	0
SAN JUAN	0	175,716	75,033	36,043	0	17,213	0	7,250
SEVIER	0	210,274	96,551	61,741	34,403	3,877	298	9,984
SO. SANPETE	0	97,932	59,627	30,030	0	0	0	0
SO. SUMMIT	76	92,507	46,532	44,004	0	7,048	0	320
TINTIC	0	46,538	32,814	18,751	2,689	3,415	4,756	17,958
TOOELE	0	177,926	81,657	104,262	0	5,290	350	12,304
UINTAH	124	116,920	50,922	100,359	50,465	2,195	0	7,733
WASATCH	16,742	221,844	0	68,174	20,701	3,019	0	7,541
WASHINGTON	0	135,727	81,163	62,463	0	20,421	0	0
WAYNE	0	33,814	48,899	27,028	0	13,771	12,251	5,906
WEBER	0	443,599	162,654	297,795	0	16,548	0	85,844
SALT LAKE	0	238,223	88,277	232,517	2,660	23,304	0	(158,116)
OGDEN	41,683	148,579	49,196	40,622	0	48,213	0	38,745
PROVO	7,298	352,468	123,086	134,367	116,942	4,655	(641)	15,593
LOGAN	1,740	76,341	16,902	28,332	0	1,161	0	26,866
MURRAY	0	235,557	90,909	46,506	41,742	2,007	0	6,121
TOTALS	67,663	7,342,397	2,943,712	3,850,659	1,254,647	482,944	51,744	354,156

UTAH STATE OFFICE OF EDUCATION
F4 Statewide Expenditures
1994-95

10 MAINTENANCE AND OPERATION FUND
2300 DIST ADMIN 2400 SUPPORT SERVICES- SCHOOL ADMINISTRATION 2400 SUPPORT

TOTAL EXPEND., SUPPORT SVCS.- DIST. GEN. ADMIN.	121 Salaries -		152 Salaries -		TOTAL SALARIES (Subtotal)	200 Employee Benefits	300-500 Purchased Services	522 Liability Insurance
	Principals and Assistants	Clerical	Secretarial and Clerical	Salaries - All Other				
ALPINE	588,456	3,537,481	1,460,385	148,950	5,146,816	1,827,138	42,642	0
BEAVER	200,275	160,029	84,936	0	244,965	111,430	1,930	0
BOX ELDER	410,527	1,219,539	384,957	0	1,604,496	493,333	67,404	0
CACHE	267,278	1,463,464	436,843	0	1,900,307	674,800	15,007	0
CARBON	436,973	574,158	197,151	0	771,309	279,282	9,586	0
DAGGETT	133,021	39,402	18,408	0	57,810	18,275	0	0
DAVIS	1,741,842	5,104,250	1,960,893	0	7,065,143	2,548,774	253,024	0
DUCHESNE	250,433	603,021	300,256	0	903,277	305,914	0	0
EMERY	184,294	536,672	189,773	0	726,445	267,712	0	0
GARFIELD	284,454	195,178	105,285	18,147	318,610	78,809	7,700	0
GRAND	153,388	220,508	77,387	0	297,895	91,050	8,724	0
GRANITE	1,976,233	6,932,545	3,078,859	0	10,011,404	3,711,509	150,096	0
IRON	272,552	677,969	355,034	0	1,033,003	390,797	22,622	0
JORDAN	876,751	6,041,472	3,378,081	29,363	9,448,916	3,243,219	304,497	0
JUAB	167,209	153,943	60,791	0	214,734	80,613	7,707	0
KANE	154,758	179,894	138,337	0	318,231	106,620	0	0
MILLARD	252,192	357,802	230,102	0	587,904	258,730	29,218	0
MORGAN	257,609	200,542	112,844	0	313,386	125,651	18,032	0
NEBO	567,296	1,781,538	692,164	0	2,473,702	932,023	6,165	0
NO. SANPETE	227,263	242,820	103,075	0	345,895	149,266	16,034	0
NO. SUMMIT	148,292	133,177	42,718	0	175,895	74,591	2,848	0
PARK CITY	603,447	434,420	148,289	0	582,709	199,536	10,612	0
PIUTE	195,772	25,086	23,752	0	48,838	34,505	0	0
RICH	145,961	88,286	38,206	0	126,492	38,724	1,942	0
SAN JUAN	311,255	495,223	269,770	0	764,993	291,060	9,539	0
SEVIER	417,128	540,945	160,109	0	701,054	277,531	50,604	0
SO. SANPETE	187,589	283,735	13,573	0	297,308	107,742	11,926	0
SO. SUMMIT	190,411	136,826	50,121	228	187,175	62,346	16,603	0
TINTIC	126,921	28,243	14,676	0	42,919	15,163	301	0
TOOELE	381,789	690,102	335,929	0	1,026,031	391,264	20,604	0
UINTAH	328,594	788,810	338,026	0	1,126,836	445,195	24,204	0
WASATCH	321,279	241,550	69,071	0	310,621	0	5,129	0
WASHINGTON	299,774	1,722,352	993,486	0	2,715,838	975,551	21,917	0
WAYNE	141,669	82,612	49,018	0	131,630	57,435	0	0
WEBER	1,006,441	3,221,377	958,304	0	4,179,681	1,417,586	85,094	0
SALT LAKE	426,865	2,491,829	1,091,065	0	3,582,894	1,465,833	107,630	0
OGDEN	325,353	1,759,648	757,247	0	2,516,896	899,875	89,178	0
PROVO	746,470	1,276,105	714,176	27,912	2,018,193	740,470	10,449	0
LOGAN	149,602	540,844	152,122	2,671	695,637	91,415	7,056	0
MURRAY	422,842	659,074	246,162	240	905,476	380,932	44,449	0
TOTALS	420 16,280,258	45,862,471	19,831,382	227,511	65,921,365	23,661,699	1,480,473	0

BEST COPY AVAILABLE

UTAH STATE OFFICE OF EDUCATION
F4 Statewide Expenditures
 1994-95

10 MAINTENANCE AND OPERATION FUND
2500 SUPPORT SERVICES - BUSINESS

	600 Supplies and Materials	700 Property	800 Other Objects	SCHOOL ADMIN.	100 Salaries	200 Employee Benefits	300-500 Purchased Services	522 Liability Insurance
ALPINE	15,719	0	10,345	7,042,660	481,542	189,362	52,167	0
BEAVER	0	0	0	358,325	0	14,171	0	0
BOX ELDER	0	0	0	2,172,408	159,120	56,486	26,700	0
CACHE	0	0	0	2,590,114	181,964	67,005	10,967	0
CARBON	8,982	0	1,512	1,070,671	128,201	48,838	77,218	0
DAGGETT	1,571	0	0	77,656	36,008	12,324	7,062	0
DAVIS	164,551	271,748	25,785	10,329,025	626,138	249,267	83,588	0
DUCHESNE	(7)	0	0	1,209,184	94,026	28,688	2,734	0
EMERY	0	0	0	994,157	108,724	41,643	0	0
GARFIELD	9,733	0	0	414,852	33,258	9,730	524	0
GRAND	1,400	0	0	399,069	82,918	30,143	36,348	0
GRANITE	3,023	0	0	13,876,032	1,245,472	472,146	117,313	0
IRON	1,434	0	0	1,447,856	223,279	79,699	70,024	0
JORDAN	0	0	0	12,996,632	903,328	325,264	671,742	0
JUAB	0	0	0	303,054	57,908	20,287	12,391	0
KANE	4,373	0	0	429,224	70,616	26,470	13,854	0
MILLARD	0	0	275	876,127	64,738	13,399	0	0
MORGAN	9,581	7,013	2,556	476,220	72,934	28,504	3,079	0
NEBO	0	0	0	3,411,890	241,336	91,728	35,095	0
NO. SANPETE	0	0	1,562	512,757	68,313	24,696	17,231	0
NO. SUMMIT	0	0	0	253,334	47,652	14,685	2,235	0
PARK CITY	0	0	0	792,857	132,824	48,818	23,487	0
PIUTE	0	0	0	83,343	0	0	0	0
RICH	1,297	0	0	168,455	28,113	12,211	16,000	600
SAN JUAN	0	0	0	1,065,592	176,629	57,810	132,695	48,224
SEVIER	2,699	0	2,611	1,034,499	59,585	24,830	2,347	0
SO. SANPETE	0	0	0	416,976	51,787	25,179	9,786	0
SO. SUMMIT	10,742	0	0	276,866	62,657	21,103	4,064	8,495
TINTIC	0	0	0	58,383	20,134	4,599	5,700	0
TOOELE	34,843	2,095	4,645	1,479,482	184,928	69,670	101,401	0
UINTAH	17,775	0	2,850	1,616,860	116,152	46,781	2,739	0
WASATCH	0	0	0	315,750	0	0	0	0
WASHINGTON	0	0	0	3,713,306	201,964	76,974	61,929	82,276
WAYNE	0	0	1,546	190,611	8,571	4,803	7,040	0
WEBER	0	0	20,915	5,703,276	452,706	149,380	28,070	0
SALT LAKE	0	0	0	5,156,357	582,330	213,607	9,366	0
OGDEN	0	0	0	3,530,494	356,733	125,592	45,886	0
PROVO	546	24,000	8,323	2,780,156	370,682	135,659	15,038	0
LOGAN	2,721	0	410	796,768	107,324	13,005	16,795	36,208
MURRAY	2,250	0	0	1,342,599	137,217	62,008	13,612	0
MURRAY	2,277	4,242	5,223	1,342,599	137,217	62,008	13,612	0
TOTALS	295,510	309,098	95,733	91,763,877	8,009,867	2,936,563	1,736,226	175,803

12
19
1

UTAH STATE OFFICE OF EDUCATION
F4 Statewide Expenditures
 1994-95

10 MAINTENANCE AND OPERATION FUND									
2500 SUPPORT SERVICES - BUSINESS					2600 OPERATION & MAINTENANCE OF PLANT				
TOTAL EXPENDITURES									
SUPPORT SERVICES - BUSINESS									
600 Supplies and Materials	700 Property	800 Other Objects	800 Other Objects	181 Salaries - Operation & Maint. Supervisor	182 Salaries - Custodial & Maint. Personnel	Salaries - All Other	TOTAL SALARIES (Subtotal)		
20,685	0	406	744,162	53,509	3,849,290	37,309	3,940,108		
16,160	0	0	62,387	0	209,205	0	209,205		
4,184	0	0	246,490	40,634	1,304,033	22,406	1,367,073		
5,300	0	75,152	340,388	0	1,173,376	0	1,173,376		
35,539	0	145	289,941	45,870	749,691	0	795,561		
5,304	0	2,266	62,964	8,306	109,008	0	117,314		
28,644	11,320	579	999,536	541,481	7,188,142	171,732	7,901,355		
33,390	0	0	125,448	42,781	670,156	0	712,937		
0	0	0	183,757	56	140,333	0	140,389		
0	0	830	44,342	1,200	198,124	3,811	203,135		
0	0	0	149,409	12,996	236,767	0	249,763		
27,102	0	0	1,862,033	1,222,116	9,039,025	173,991	10,435,132		
7,289	0	0	380,291	73,880	858,759	0	932,639		
25,897	206	582	1,927,019	215,319	7,017,685	701,308	7,934,312		
439	0	0	91,025	0	237,463	0	237,463		
1,241	2,597	2,643	117,421	0	215,663	0	215,663		
0	0	0	78,137	37,640	724,033	0	761,673		
2,696	1,396	6,383	114,991	33,010	163,618	0	196,628		
28,756	0	0	396,915	53,478	2,511,665	36,435	2,601,578		
1,008	0	5,513	116,761	0	272,121	0	272,121		
500	0	149	65,221	0	92,878	0	92,878		
17	0	0	205,146	0	392,865	0	392,865		
0	0	0	0	0	103,098	2,924	106,022		
0	0	0	56,924	16,378	82,603	0	98,981		
12,611	0	0	427,969	0	761,358	875	762,233		
3,856	299	485	91,402	30,924	620,169	63,144	714,237		
0	0	0	86,752	23,398	325,956	27,608	376,962		
757	0	2,610	99,686	0	200,414	395	200,809		
1,585	0	316	32,334	6,722	57,419	9,096	73,237		
10,493	6,930	0	373,422	17,384	1,041,330	0	1,058,714		
1,812	0	216	167,700	39,719	932,678	20,598	992,995		
0	0	0	0	19,476	235,630	16,515	271,621		
15,919	0	1,197	440,259	48,998	1,487,499	0	1,536,497		
0	0	0	20,414	0	129,163	0	129,163		
33,612	0	8,373	672,141	0	3,348,164	0	3,348,164		
49,811	0	0	855,114	0	2,687,677	0	2,687,677		
19,565	0	25	547,800	51,224	1,217,237	865,637	2,134,098		
35,587	0	15,723	572,689	0	1,409,279	12,275	1,421,554		
12,367	0	12,186	197,885	0	534,998	0	534,998		
5,731	0	0	218,568	12,121	865,960	18,745	896,826		
447,858	22,748	135,779	13,464,843	2,648,619	53,394,532	2,184,804	58,227,956		

424

BEST COPY AVAILABLE

UTAH STATE OFFICE OF EDUCATION
F4 Statewide Expenditures
 1994-95

10 MAINTENANCE AND OPERATION FUND										2700 STIRANS
2600 OPERATION & MAINTENANCE OF PLANT SERVICES										TOTAL
200 Employee Benefits	300-500 Purchased Services	522 Liability Insurance	600 Supplies and Materials	700 Property	800 Other Objects	EXPENDITURES, OPERATION & MAINT. OF PLANT	152 Salaries - Secretarial and Clerical			
ALPINE	1,357,215	0	5,822,582	0	7,890	12,265,123	80,309			
BEAVER	103,888	0	151,482	0	0	506,012	0			
BOX ELDER	520,509	0	290,088	0	465	3,270,570	19,325			
CACHE	425,268	0	974,418	5,478	2,773	2,843,153	13,576			
CARBON	290,330	0	673,507	977	724	2,040,806	24,508			
DAGGETT	47,512	0	57,466	0	8,041	246,154	4,234			
DAVIS	2,842,807	0	4,826,944	21,736	0	17,315,120	125,042			
DUCHESNE	317,662	0	494,033	0	0	1,812,220	22,701			
EMERY	45,525	0	66,366	14,890	0	268,670	28,987			
GARFIELD	73,580	5,810	81,986	48,968	10,435	646,866	0			
GRAND	90,588	0	185,598	0	0	613,997	600			
GRANITE	3,670,343	198,849	5,966,271	970,630	0	23,569,552	63,195			
IRON	412,590	0	613,536	1,301	0	2,236,908	15,494			
JORDAN	3,019,170	0	8,956,611	18,958	18,526	20,789,232	170,923			
JUAB	96,591	0	179,919	0	0	571,601	5,456			
KANE	105,078	0	222,902	282	0	640,592	3,936			
MILLARD	330,665	0	572,191	289	320	1,744,336	18,816			
MORGAN	84,558	0	118,277	0	0	430,746	5,407			
NEBO	979,693	0	482,329	774,049	0	6,629,972	42,193			
NO. SANPETE	108,889	0	270,340	8,000	1,083	739,490	6,619			
NO. SUMMIT	38,490	0	668	0	0	264,562	2,760			
PARK CITY	148,969	0	406,263	25,736	0	1,075,559	8,050			
PIUTE	29,914	4,755	92,368	0	0	293,863	4,436			
RICH	271,615	0	35,390	0	0	279,747	7,200			
SAN JUAN	272,448	0	758,528	9,581	0	2,106,224	0			
SEVIER	133,582	0	605,895	6,347	0	1,940,136	19,672			
SO. SANPETE	72,995	0	108,135	38,655	0	912,237	12,545			
SO. SUMMIT	15,627	0	36,886	0	0	325,516	0			
TINTIC	345,522	7,440	87,545	17,427	2,217	226,222	3,424			
TOOELE	367,595	0	24,316	64,736	(116,303)	1,563,886	22,150			
UINTAH	227,451	0	360	0	4,800	1,553,047	23,893			
WASATCH	622,201	0	88,471	2,648	592	857,825	6,900			
WASHINGTON	55,153	0	1,527,531	0	18,683	4,283,999	13,935			
WAYNE	1,100,610	0	60,585	4,440	274	317,580	0			
WEBER	909,262	221,653	1,151,940	2,139,466	7,381	10,273,504	30,256			
SALT LAKE	701,902	17,471	2,278,116	0	0	9,047,394	25,425			
OGDEN	446,006	0	1,407,123	0	2,340	4,668,937	0			
PROVO	191,474	0	1,578,849	1,451	(341,152)	3,332,854	23,093			
LOGAN	400,575	0	141,831	0	29,642	1,620,569	0			
MURRAY		0	697,596	0	220	2,331,171	2,678			
TOTALS	21,327,550	455,978	42,095,242	4,176,045	(341,050)	146,455,952	857,738			

BEST COPY AVAILABLE

UTAH STATE OFFICE OF EDUCATION
F4 Statewide Expenditures
1994-95

10 MAINTENANCE AND OPERATION FUND

2700 STUDENT TRANSPORTATION SERVICES

	171 Salaries - Student Trans. Supervisors	172 Salaries - Bus Drivers	173 Salaries - Mechanics & Other Garage Emp.	174 Salaries - Other (Trainers, etc.)	TOTAL SALARIES (Subtotal)	210 Retirement	220 Social Security	240 Insurance (Health/Accident/ Life)
ALPINE	44,196	1,710,828	115,229	277,096	2,227,658	273,606	167,313	431,852
BEAVER	0	42,360	0	0	42,360	6,632	3,234	16,667
BOX ELDER	66,711	829,272	86,803	0	1,002,111	131,047	76,604	107,658
CACHE	19,383	968,307	77,630	38,375	1,117,272	140,162	86,254	192,199
CARBON	31,720	262,833	116,687	12,569	448,317	37,840	34,524	44,588
DAGGETT	6,901	36,737	14,341	0	62,213	8,350	5,260	19,011
DAVIS	40,220	2,065,871	217,773	354,805	2,803,711	368,017	205,696	505,510
DUCHESNE	16,967	399,185	77,820	0	516,673	62,675	40,388	96,380
EMERY	40,934	220,170	33,476	0	323,567	36,808	24,785	137,799
GARFIELD	3,910	73,389	0	0	77,299	5,542	0	11,606
GRAND	20,114	112,371	20,594	4,819	158,498	20,574	12,236	28,554
GRANITE	147,721	2,442,456	282,076	0	2,935,448	391,610	223,102	430,717
IRON	33,835	340,241	82,633	3,819	476,022	46,635	36,724	46,156
JORDAN	99,609	2,478,474	300,079	193,343	3,242,428	443,447	246,774	565,471
JUAB	25,362	62,411	0	0	93,229	7,804	6,777	9,269
KANE	29,316	66,312	0	0	99,564	9,394	7,079	20,347
MILLARD	40,360	415,062	62,803	0	537,041	71,004	40,364	190,847
MORGAN	14,283	160,578	20,044	0	200,311	29,445	13,164	25,255
NEBO	49,343	543,438	155,365	288	790,627	108,862	60,585	158,364
NO. SANPETE	30,816	189,029	34,437	16,255	277,156	35,152	20,440	41,739
NO. SUMMIT	13,881	76,084	40,838	0	133,563	17,521	10,181	22,999
PARK CITY	31,846	257,980	62,488	0	360,364	47,422	27,037	93,096
PIUTE	7,728	64,630	11,286	0	88,080	8,240	7,538	28,109
RICH	17,547	106,551	0	0	131,298	12,602	7,965	21,858
SAN JUAN	0	0	0	0	0	0	0	0
SEVIER	42,936	234,246	37,122	12,785	346,761	42,698	24,893	53,132
SO. SANPETE	18,550	126,485	0	13,803	171,383	22,198	11,711	57,681
SO. SUMMIT	0	115,014	30,909	422	146,345	20,157	11,195	39,191
TINTIC	3,424	6,451	4,164	0	17,463	2,140	1,867	2,372
TOOELE	14,262	405,137	108,344	0	549,893	73,948	41,405	22,463
UINTAH	25,134	478,947	102,981	11,264	642,219	87,008	48,703	167,283
WASATCH	10,692	168,939	29,616	40,371	256,518	36,700	20,586	85,835
WASHINGTON	67,045	900,155	119,601	0	1,100,736	147,231	84,450	219,649
WAYNE	1,132	74,549	0	0	75,681	10,488	6,457	19,338
WEBER	75,272	1,388,058	149,607	0	1,643,193	730,767	0	0
SALT LAKE	51,689	727,508	4,077	0	808,699	105,921	61,686	122,078
OGDEN	9,355	104,873	0	60,599	174,827	25,463	12,955	33,480
PROVO	56,124	450,536	69,116	0	598,869	60,083	45,743	89,608
LOGAN	0	0	0	16	16	0	0	0
MURRAY	24,243	149,427	11,472	23,141	210,961	24,728	15,552	34,260
TOTALS	1,232,560	19,254,894	2,479,411	1,063,770	24,888,374	3,709,922	1,751,226	4,192,421

428

BEST COPY AVAILABLE

UTAH STATE OFFICE OF EDUCATION
F4 Statewide Expenditures
 1994-95

10 MAINTENANCE AND OPERATION FUND
 2700 STUDENT TRANSPORTATION SERVICES

	270 Industrial Insurance	280 Unemployment Insurance	TOTAL BENEFITS (Subtotal)	421 Water / Sewer	440 Repairs	441 Garage Equipment Repairs	452 Rental of Equipment and Vehicles	490 Other Purchased Property Services
ALPINE	8,671	4,495	885,937	0	0	0	0	2,486
BEAVER	878	0	27,411	0	4,661	0	0	0
BOX ELDER	21,546	0	336,855	1,328	19,914	0	0	25,403
CACHE	32,152	0	450,767	0	823	523	125	3,904
CARBON	0	287	117,239	339	560	6,633	0	244
DAGGETT	785	0	33,406	0	0	0	0	0
DAVIS	2,294	5,099	1,086,616	4,628	0	0	0	1,746
DUCHESNE	18,457	1,954	219,854	786	0	0	0	0
EMERY	2,999	0	202,391	1,500	1,000	500	0	0
GARFIELD	0	0	17,148	0	0	0	0	0
GRAND	0	0	61,365	0	570	0	363	1,090
GRANITE	15,799	697	1,061,925	0	0	0	0	32,715
IRON	16,905	187	146,607	955	2,530	7,249	5,400	0
JORDAN	26,224	1,947	1,283,863	0	30,619	0	0	0
JUAB	4,142	0	27,992	0	12,867	0	0	225
KANE	9,983	0	46,803	0	0	0	0	5,325
MILLARD	13,816	407	316,438	1,383	84	0	0	0
MORGAN	493	0	68,356	639	89	(5,322)	0	0
NEBO	5,414	0	333,225	1,508	1,351	0	0	0
NO. SANPETE	1,569	0	98,900	26	0	0	0	0
NO. SUMMIT	0	0	50,701	563	0	422	0	0
PARK CITY	0	0	167,555	12,767	0	0	0	200
PIUTE	0	0	43,887	0	0	0	0	0
RICH	623	0	43,048	0	7,909	0	0	0
SAN JUAN	0	0	0	0	0	0	0	0
SEVIER	5,198	67	125,988	624	0	0	0	8,251
SO. SANPETE	0	0	91,590	0	15,410	0	0	1,204
SO. SUMMIT	729	0	71,272	482	399	46,955	0	7,772
TINTIC	0	0	6,379	0	2,906	1,004	0	649
TOOELE	0	0	137,816	0	0	0	0	0
UINTAH	13,657	47	316,698	0	0	0	16,847	4,291
WASATCH	0	0	143,121	0	0	0	0	0
WASHINGTON	30,000	0	481,330	0	0	0	0	4,970
WAYNE	2,357	0	38,640	0	0	0	0	0
WEBER	0	0	730,767	0	0	0	0	0
SALT LAKE	3,329	0	293,014	833	158,564	6,813	0	118,901
OGDEN	1,054	176	73,127	0	0	0	0	26,977
PROVO	4,384	0	199,818	0	23,938	943	0	0
LOGAN	0	0	0	0	0	0	0	0
MURRAY	3,052	0	77,592	134	7,928	0	0	538
TOTALS	246,509	15,363	9,915,441	28,494	292,122	65,720	22,735	246,891

UTAH STATE OFFICE OF EDUCATION
F4 Statewide Expenditures
 1994-95

10 MAINTENANCE AND OPERATION FUND
 2700 STUDENT TRANSPORTATION SERVICES

PURCHASED	511 Services from Other LEAs (In State)		512 Services from Other LEAs (Out of State)		513 Commercial	514 Student Allowance	515 Payment in Lieu - Subsistence	516 Pmt of Mileage in Lieu of Bus (Dead Miles)	521 Property Insurance
	PROPERTY SERVICES (Subtotal)	200	13,767	2,864,077					
ALPINE	2,486	0	6,567	0	0	12,380	0	0	10,425
BEAVER	4,661	0	0	0	0	6,829	0	0	0
BOX ELDER	46,645	0	0	0	0	34,839	15,801	0	6,375
CACHE	5,375	0	0	0	0	3,064	0	7,596	6,525
CARBON	7,776	0	0	0	0	0	5,053	0	3,300
DAGGETT	0	0	0	0	0	7,787	0	4,650	0
DAVIS	6,374	0	0	0	48,523	0	0	0	0
DUCHESNE	786	0	0	0	0	20,542	0	0	0
EMERY	3,000	0	0	0	0	13,919	0	0	4,175
GARFIELD	0	0	0	0	0	10,534	0	0	1,174
GRAND	2,023	0	0	0	0	8,122	0	0	1,050
GRANITE	32,715	0	0	0	4,464	0	1,824	0	0
IRON	16,134	0	0	0	0	13,263	0	1,192	4,120
JORDAN	30,619	0	0	0	0	8,539	0	0	0
JUAB	13,092	0	0	0	0	1,281	225	627	1,325
KANE	5,325	0	0	0	0	8,252	0	0	1,200
MILLARD	1,466	0	0	0	0	10,431	5,283	0	2,860
MORGAN	(4,594)	0	0	0	0	621	0	0	1,425
NEBO	2,859	0	0	0	147,754	0	0	22,940	6,040
NO. SANPETE	26	0	0	0	0	0	0	9,755	2,715
NO. SUMMIT	985	0	0	0	0	0	0	0	0
PARK CITY	12,967	0	0	0	0	0	0	0	2,750
PIUTE	0	0	0	0	0	0	793	0	850
RICH	7,909	0	0	0	0	9,113	0	1,097	1,075
SAN JUAN	8,251	0	0	0	1,170,069	48,205	30,716	0	2,550
SEVIER	1,828	0	0	0	202	6,853	0	0	3,428
SO. SANPETE	70,137	0	0	0	0	0	0	0	0
SO. SUMMIT	2,534	0	7,200	0	0	0	0	292	2,000
TINTIC	2,906	200	0	0	0	0	0	2,002	0
TOOELE	4,291	0	0	0	0	0	0	0	0
UINTAH	16,847	0	0	0	0	0	0	37,255	4,200
WASATCH	0	0	0	0	0	0	0	0	0
WASHINGTON	4,970	0	0	0	6,852	18,587	0	0	5,250
WAYNE	0	0	0	0	0	0	5,441	0	0
WEBER	118,901	0	0	0	0	0	0	0	0
SALT LAKE	193,187	0	0	0	211,113	4,353	0	0	23,468
OGDEN	0	0	0	0	798,946	2,783	0	0	75
PROVO	24,881	0	0	0	2,185	0	424	0	0
LOGAN	0	0	0	0	473,969	0	0	0	0
MURRAY	8,600	0	0	0	0	0	0	0	900
TOTALS	655,962	200	13,767	2,864,077	250,298	65,560	87,406	99,245	

432

BEST COPY AVAILABLE

UTAH STATE OFFICE OF EDUCATION
F4 Statewide Expenditures
 1994-95

10 MAINTENANCE AND OPERATION FUND

2700 STUDENT TRANSPORTATION SERVICES

	522 Liability Insurance	Communications (Telephone)	580 Travel/Per Diem	TOTAL OTHER PURCHASED SERVICES (Subtotal)	610 Misc. Supplies (Office)	624 Motor Fuel	625 Natural Gas	626 Electricity
ALPINE	95,377	219	11,204	136,172	6,765	203,316	2,782	5,053
BEAVER	675	0	597	8,101	0	10,849	0	0
BOX ELDER	0	5,687	0	62,702	10,256	119,691	8,661	7,436
CACHE	46,000	0	10,595	73,780	0	156,812	0	0
CARBON	0	35	6,253	14,641	7,428	44,888	4,597	3,346
DAGGETT	450	648	0	13,535	0	9,522	0	0
DAVIS	0	10,287	2,418	61,228	9,506	203,812	6,136	40,294
DUCHESNE	30,714	4,609	9,888	65,753	0	52,901	5,476	3,311
EMERY	0	66	250	18,410	0	47,503	2,200	4,384
GARFIELD	900	0	3,572	16,180	2,130	17,483	0	0
GRAND	0	0	2,754	11,926	2,406	14,922	0	0
GRANITE	0	0	0	6,288	14,635	374,960	0	0
IRON	0	1,518	31,048	51,141	114	45,786	2,171	3,518
JORDAN	13,350	10,860	9,160	41,909	17,124	277,722	10,312	28,044
JUAB	0	0	358	3,816	536	13,983	0	0
KANE	702	0	0	10,154	0	19,952	0	0
MILLARD	0	1,159	(769)	18,954	1,343	52,094	2,362	3,370
MORGAN	0	440	299	2,785	0	27,877	1,900	1,231
NEBO	0	0	1,399	178,133	2,080	81,751	4,473	10,617
NO. SANPETE	0	461	2,408	15,339	24,981	39,426	505	1,402
NO. SUMMIT	900	1,289	2,296	4,485	709	14,959	609	1,000
PARK CITY	0	6,713	2,197	11,660	10,830	39,035	8,645	2,633
PIUTE	0	223	607	2,473	295	14,185	0	148
RICH	0	0	1,314	12,599	0	22,551	0	248
SAN JUAN	0	0	1,064	1,252,603	345	101,397	0	0
SEVIER	0	2,379	29,365	42,227	1,195	41,324	3,829	7,403
SO. SANPETE	0	1,200	1,167	2,367	0	30,112	0	79
SO. SUMMIT	0	640	1,566	11,698	0	17,723	4,022	2,762
TINTIC	2,675	0	0	4,877	43	5,273	0	0
TOOELE	0	0	10,010	10,010	563	59,063	3,582	3,681
UINTAH	0	3,973	8,027	53,455	924	58,839	10,152	12,731
WASATCH	2,700	0	0	2,700	7,420	29,748	0	0
WASHINGTON	0	672	11,615	42,976	0	131,348	0	0
WAYNE	900	0	0	6,341	0	13,289	0	0
WEBER	0	0	0	0	363,632	0	0	0
SALT LAKE	0	1,788	1,757	242,479	7,220	81,686	371	4,300
OGDEN	0	311	784	802,899	41	0	0	26
PROVO	0	0	2,309	4,918	4,099	47,077	0	0
LOGAN	0	0	0	473,969	0	26,813	0	0
MURRAY	0	1,567	1,868	4,335	959	14,445	1,915	1,810
TOTALS	195,343	56,744	167,379	3,800,018	497,579	2,564,117	84,699	148,826

UTAH STATE OFFICE OF EDUCATION
F4 Statewide Expenditures
 1994-95

10 MAINTENANCE AND OPERATION FUND
 2700 STUDENT TRANSPORTATION SERVICES

	681 Lubricants	682 Tires and Tubes	683 Repair Parts for Vehicle (Bus)	684 Repair Parts for Garage Equipment	689 Misc. Supplies (Shop)	TOTAL SUPPLIES & MATERIALS (Subtotal)	730 Equipment	890 Misc. Expenditures
ALPINE	13,806	38,307	173,035	3,141	150	446,355	0	5,871
BEAVER	2,050	921	5,949	0	0	19,769	0	0
BOX ELDER	13,119	41,987	63,755	10,102	0	275,007	0	748
CACHE	3,861	35,465	108,772	0	2,281	307,190	174,233	16,575
CARBON	9	8,726	34,161	0	56,571	159,726	0	839
DAGGETT	767	2,291	2,553	0	0	15,133	0	9,074
DAVIS	8,282	0	266,137	4,373	8,873	547,413	623,911	24,749
DUCHESNE (979)	1,000	17,675	58,349	4,996	0	141,728	0	2,422
EMERY	3,816	4,329	24,084	0	0	83,500	0	14,123
GARFIELD	2,565	6,745	7,024	0	0	37,198	0	475
GRAND	12,247	5,661	15,770	0	463	41,787	0	0
GRANITE	5,191	32,153	104,979	0	4,097	538,974	321,282	0
IRON	0	8,803	32,294	852	4,097	102,826	178	3,302
JORDAN	0	46,397	237,380	75,290	94,475	786,744	144,135	10
JUAB	1,769	766	0	0	0	17,054	0	26,496
KANE	1,598	2,369	5,204	0	7,997	37,120	20,908	4,624
MILLARD	3,008	13,126	21,416	0	1,533	98,251	0	5,326
MORGAN	1,011	7,828	9,365	0	2,136	51,348	0	946
NEBO	6,140	17,620	101,283	0	0	223,964	0	6,011
NO. SANPETE	2,057	1,230	820	1,606	48	72,075	0	0
NO. SUMMIT	695	2,093	5,842	0	0	25,907	397	0
PARK CITY	0	8,028	58,640	3,951	0	131,762	0	785
PIUTE	723	3,800	12,781	1,047	0	32,979	106,118	2,790
RICH	3,216	5,368	19,326	0	831	51,540	0	79
SAN JUAN	0	0	26,025	0	0	127,767	42,959	799
SEVIER	2,573	6,036	25,120	1,304	0	88,784	72,633	0
SO. SANPETE	3,872	11,669	9,744	4,803	0	45,732	1,150	0
SO. SUMMIT	1,250	1,205	5,283	0	3,910	45,419	1,573	1,061
TINTIC	0	3,145	5,234	0	0	13,744	19,300	0
TOOELE	5,152	8,087	35,234	3,192	24,069	142,623	185,983	2,121
UINTAH	3,838	15,801	38,571	550	3,649	145,055	74,410	4,041
WASATCH	872	2,836	15,307	4,893	0	61,076	275,251	0
WASHINGTON	5,482	16,476	56,170	39,226	0	248,702	610,155	3,023
WAYNE	2,658	2,069	4,492	0	0	22,508	127,058	5,254
WEBER	0	0	0	0	0	363,632	0	32,803
SALT LAKE	0	0	0	0	0	93,577	0	4,940
OGDEN	0	0	0	0	0	67	0	0
PROVO	3,340	24,675	73,942	0	1,959	155,092	3,566	5,007
LOGAN	0	0	0	0	0	26,813	0	0
MURRAY	819	1,389	9,660	0	422	31,419	7,430	318
TOTALS	115,806	405,076	1,668,467	159,326	213,464	5,857,361	3,064,472	184,612

436

BEST COPY AVAILABLE

UTAH STATE OFFICE OF EDUCATION
F4 Statewide Expenditures
 1994-95

10 MAINTENANCE AND OPERATION FUND
2810 PLANNING, RESEARCH, ETC.

2700 STUDENT TRANSPORTATION		TOTAL						
EXPENDITURES, STUDENT TRANS. SERVICES*		891 Training	100 Salaries	200 Employee Benefits	300-500 Purchased Services	600 Supplies and Materials	700 Property	800 Other Objects
ALPINE	0	3,702,479	0	0	0	0	0	0
BEAVER	0	102,302	0	0	0	0	0	0
BOX ELDER	269	1,724,337	0	0	0	0	0	0
CACHE	6,784	2,151,978	0	0	0	0	0	0
CARBON	0	748,538	0	0	0	0	0	0
DAGGETT	536	133,897	0	0	0	0	0	0
DAVIS	0	5,154,002	0	0	0	0	0	0
DUCHESNE	3,321	950,536	0	0	0	0	0	0
EMERY	336	645,327	0	0	0	0	0	0
GARFIELD	0	400,142	0	0	0	0	0	0
GRAND	145	275,744	0	0	0	0	0	0
GRANITE	4,648	4,901,280	0	0	0	0	0	0
IRON	4,736	800,946	0	0	0	0	0	0
JORDAN	0	5,529,708	269,920	88,293	106,349	(10,255)	511	94
JUAB	637	182,316	0	0	0	0	0	0
KANE	0	224,498	0	0	0	0	0	0
MILLARD	618	978,095	0	0	0	0	0	0
MORGAN	1,142	320,294	0	0	0	0	0	0
NEBO	14,059	1,548,878	0	0	0	0	0	0
NO. SANPETE	0	463,496	0	0	0	0	0	0
NO. SUMMIT	0	216,038	0	0	0	0	0	0
PARK CITY	15	685,108	0	0	0	0	0	0
PIUTE	1,409	277,736	0	0	0	0	0	0
RICH	618	247,091	0	0	0	0	0	0
SAN JUAN	0	1,432,379	0	0	0	0	0	0
SEVIER	632	678,853	0	0	0	0	0	0
SO. SANPETE	5,716	388,075	0	0	0	0	0	0
SO. SUMMIT	564	280,466	0	0	0	0	0	0
TINTIC	250	64,919	0	0	0	0	0	0
TOOELE	0	1,032,737	0	0	0	0	0	0
UINTAH	1,639	1,254,364	0	0	0	0	0	0
WASATCH	1,380	740,046	0	0	0	0	0	0
WASHINGTON	6,748	2,498,640	0	0	0	0	0	0
WAYNE	0	275,482	20,968	11,008	492	1,521	0	0
WEBER	0	2,889,296	0	0	0	0	0	0
SALT LAKE	0	1,635,896	0	0	0	0	0	0
OGDEN	0	1,050,920	0	0	0	0	0	0
PROVO	883	993,034	0	0	0	0	0	0
LOGAN	0	500,798	0	0	0	0	0	0
MURRAY	0	340,655	0	0	0	0	0	0
TOTALS	57,086	48,423,326	290,888	99,301	106,841	(8,734)	511	94

BEST COPY AVAILABLE

UTAH STATE OFFICE OF EDUCATION

F4 Statewide Expenditures

1994-95

10 MAINTENANCE AND OPERATION FUND

2810 PLANNING 2820 INFORMATION SERVICES

	TOTAL EXPENDITURES, PLANNING, RESEARCH, ETC.	100 Salaries	200 Employee Benefits	300-500 Purchased Services	600 Supplies and Materials	700 Property	800 Other Objects	TOTAL EXPENDITURES, INFORMATION SERVICES
ALPINE	0	63,371	21,781	900	3,680	0	0	89,732
BEAVER	0	0	0	0	0	0	0	0
BOX ELDER	0	0	0	0	0	0	0	0
CACHE	0	0	0	0	0	0	0	0
CARBON	0	0	0	0	0	0	0	0
DAGGETT	0	0	0	0	0	0	0	0
DAVIS	0	122,610	43,113	39,422	21,997	0	0	227,142
DUCHESNE	0	0	0	0	0	0	0	0
EMERY	0	0	0	0	0	0	0	0
GARFIELD	0	0	0	0	0	0	0	0
GRAND	0	0	0	0	0	0	0	0
GRANITE	0	223,203	72,818	55,584	12,644	0	0	364,249
IRON	0	0	0	0	0	0	0	0
JORDAN	454,912	65,234	21,339	32,318	1,535	0	309	120,735
JUAB	0	0	0	0	0	0	0	0
KANE	0	0	0	0	0	0	0	0
MILLARD	0	0	0	0	0	0	0	0
MORGAN	0	0	0	0	0	0	0	0
NEBO	0	0	0	0	0	0	0	0
NO. SANPETE	0	0	0	0	0	0	0	0
NO. SUMMIT	0	0	0	0	0	0	0	0
PARK CITY	0	0	0	0	0	0	0	0
PIUTE	0	0	0	0	0	0	0	0
RICH	0	0	0	0	0	0	0	0
SAN JUAN	0	0	0	0	0	0	0	0
SEVIER	0	0	0	0	0	0	0	0
SO. SANPETE	0	0	0	0	0	0	0	0
SO. SUMMIT	0	0	0	0	0	0	0	0
TINTIC	0	0	0	250	0	0	0	250
TOOELE	0	0	0	0	0	0	0	0
UINTAH	0	0	0	0	0	0	0	0
WASATCH	0	0	0	0	0	0	0	0
WASHINGTON	0	0	0	0	0	0	0	0
WAYNE	33,989	0	0	0	0	0	0	0
WEBER	0	0	0	0	0	0	0	0
SALT LAKE	0	162,420	55,328	335	30,687	0	0	248,770
OGDEN	0	0	0	0	0	0	0	0
PROVO	0	0	0	0	0	0	0	0
LOGAN	0	0	0	0	0	0	0	0
MURRAY	0	11,245	2,491	2,145	390	0	0	16,271
TOTALS	488,901	648,083	216,870	130,954	70,933	0	309	1,067,149

AAO

BEST COPY AVAILABLE

UTAH STATE OFFICE OF EDUCATION
F4 Statewide Expenditures
 1994-95

10 MAINTENANCE AND OPERATION FUND

	2830 STAFF SERVICES				2840 DATA PR			
	100 Salaries	200 Employee Benefits	300-500 Purchased Services	600 Supplies and Materials	700 Property	800 Other Objects	TOTAL EXPENDITURES, STAFF SERVICES	100 Salaries
ALPINE	229,169	78,935	135,092	18,823	0	12,762	474,781	217,672
BEAVER	0	0	0	0	0	0	0	0
BOX ELDER	27,135	8,377	10,076	352	0	5,000	50,940	0
CACHE	0	0	0	0	0	1,360	1,360	0
CARBON	0	0	0	0	0	0	0	98,676
DAGGETT	0	0	0	0	0	0	0	0
DAVIS	244,846	84,387	113,203	5,734	3,234	0	451,404	1,218,419
DUCHESNE	0	0	0	0	0	0	0	0
EMERY	0	0	0	0	0	0	0	0
GARFIELD	0	0	0	0	0	0	0	0
GRAND	0	0	0	0	0	0	0	0
GRANITE	441,895	148,678	41,295	57,570	0	0	689,438	343,196
IRON	0	0	0	0	0	0	0	43,565
JORDAN	451,687	147,751	38,154	8,599	0	0	646,191	696,401
JUAB	0	0	0	0	0	0	0	0
KANE	0	0	0	0	0	0	0	0
MILLARD	0	0	0	0	0	0	0	45,327
MORGAN	0	0	0	0	0	0	0	0
NEBO	0	0	0	0	0	0	0	221,975
NO. SANPETE	0	0	0	0	0	0	0	0
NO. SUMMIT	0	0	0	0	0	0	0	0
PARK CITY	0	0	0	0	0	0	0	0
PIUTE	0	0	0	0	0	0	0	0
RICH	0	0	0	0	0	0	0	0
SAN JUAN	0	0	0	0	0	0	0	0
SEVIER	0	0	0	0	0	0	0	44,316
SO. SANPETE	0	0	0	0	0	0	0	36,327
SO. SUMMIT	0	0	1,102	0	0	0	1,102	9,920
TINTIC	0	0	0	0	0	0	0	0
TOOELE	0	0	0	0	0	0	0	0
UNITAH	0	0	0	0	0	0	0	0
WASATCH	0	0	0	0	0	0	0	0
WASHINGTON	0	0	0	0	0	0	0	0
WAYNE	0	0	0	0	0	0	0	0
WEBER	188,867	98,898	17,684	0	5,081	4,842	315,372	188,275
SALT LAKE	235,074	80,077	8,743	22,940	0	0	346,834	275,202
OGDEN	109,137	32,426	24,975	20,900	0	210,916	398,355	0
PROVO	185,216	60,119	77,108	50,085	1,913	483	374,924	116,056
LOGAN	0	0	0	0	0	0	0	0
MURRAY	56,471	18,924	5,273	880	0	512	82,060	21,986
TOTALS	2,169,497	758,571	472,705	185,883	10,228	235,875	3,832,761	3,577,313

UTAH STATE OFFICE OF EDUCATION
F4 Statewide Expenditures
 1994-95

10 MAINTENANCE AND OPERATION FUND

	2840 DATA PROCESSING SERVICES						EXPENDITURES,			TOTAL	
	200 Employee Benefits	300-500 Purchased Services	600 Supplies and Materials	700 Property	800 Other Objects	PROCESSING SERVICES	EXPENDITURES,		CENTRAL	100 Salaries	
							DATA	SUPPORT SERVICES			
ALPINE	85,191	51,878	26,560	0	0	381,301	945,814	0	30,824	0	
BEAVER	0	0	0	0	0	0	0	0	0	0	
BOX ELDER	0	0	0	0	0	0	0	50,940	0	0	
CACHE	0	47,948	0	5,245	0	53,193	54,553	234,671	0	0	
CARBON	20,309	5,661	23,721	0	0	148,367	148,367	0	0	0	
DAGGETT	0	0	0	0	0	0	0	0	0	0	
DAVIS	432,159	127,737	454,072	170,469	0	2,402,856	3,081,402	0	0	0	
DUCHESNE	0	0	0	0	0	0	0	0	0	0	
EMERY	0	0	0	0	0	0	0	0	0	0	
GARFIELD	0	0	0	0	0	0	0	0	0	0	
GRAND	0	7,193	0	0	0	7,193	7,193	0	0	0	
GRANITE	130,740	101,678	57,091	0	0	632,705	1,686,392	0	0	0	
IRON	17,629	1,450	373	0	0	63,017	63,017	0	0	0	
JORDAN	227,800	488,940	203,080	1,467	133	1,617,821	2,839,659	0	0	0	
JUAB	0	0	0	0	0	0	0	0	0	0	
KANE	0	0	0	0	0	0	0	0	0	0	
MILLARD	10,093	22,252	0	0	0	77,671	77,671	0	0	0	
MORGAN	0	0	0	0	0	0	0	0	0	0	
NEBO	84,368	6,867	429	0	0	313,639	313,639	0	0	0	
NO. SANPETE	0	53,943	248	0	0	54,191	54,191	0	0	78,438	
NO. SUMMIT	0	2,808	0	0	0	2,808	2,808	0	0	0	
PARK CITY	0	0	0	0	0	0	0	0	0	0	
PIUTE	0	0	0	0	0	0	0	0	0	0	
RICH	0	0	0	0	0	0	0	0	0	0	
SAN JUAN	14,597	5,502	3,666	10,304	0	78,385	78,385	0	0	100,358	
SEVIER	12,806	28,238	857	106	0	78,334	78,334	0	0	0	
SO. SANPETE	0	0	0	0	0	0	0	0	0	0	
SO. SUMMIT	2,108	6,560	0	0	0	18,588	19,690	0	0	0	
TINTIC	0	0	0	0	0	0	250	0	0	0	
TOOELE	0	0	0	0	0	0	0	0	0	0	
UNITAH	0	32,805	0	0	0	32,805	32,805	0	0	6,859	
WASATCH	0	0	0	0	0	0	0	0	0	0	
WASHINGTON	0	0	0	0	0	0	0	0	0	0	
WAYNE	0	0	0	0	0	0	0	0	0	0	
WEBER	58,240	69,969	18,046	7,668	3,350	345,548	660,920	0	0	88,313	
SALT LAKE	93,746	24,174	9,681	0	0	402,803	998,407	0	0	0	
OGDEN	0	0	0	0	0	0	398,355	0	0	0	
PROVO	38,176	53,084	18,492	0	728	226,536	601,460	0	0	0	
LOGAN	0	0	0	0	0	0	0	0	0	0	
MURRAY	1,780	87,418	17,191	23,693	0	152,068	250,399	0	0	0	
TOTALS	1,229,741	1,226,105	833,507	218,952	4,211	7,089,829	12,478,640	539,463	0	0	

444

BEST COPY AVAILABLE

UTAH STATE OFFICE OF EDUCATION
F4 Statewide Expenditures
 1994-95

	2900 OTHER SUPPORT SERVICES						10 MAINTENANCE AND OPERATION FUND			INSIR & SUPP	
	200 Employee Benefits	300-500 Purchased Services	600 Supplies and Materials	700 Property	800 Other Objects	TOTAL EXPENDITURES, OTHER SUPPORT SERVICES	TOTAL EXPENDITURES FOR SUPPORT SERVICES	TOTAL EXPENDITURES, INSTRUCTION & SUPPORT SVCS	TOTAL		
ALPINE	2,478	0	0	0	0	33,302	34,208,238	119,781,105			
BEAVER	0	0	0	0	0	1,440,082	1,440,082	4,771,624			
BOX ELDER	0	0	0	0	0	9,458,852	9,458,852	33,401,554			
CACHE	50,822	0	0	0	0	285,493	11,307,345	38,775,912			
CARBON	0	0	0	0	0	5,771,739	5,771,739	16,540,304			
DAGGETT	0	0	0	0	0	689,813	689,813	1,594,748			
DAVIS	0	0	0	0	0	49,396,950	49,396,950	167,735,589			
DUCHESNE	0	0	0	0	0	5,449,484	5,449,484	15,560,210			
EMERY	0	0	0	0	0	2,614,674	2,614,674	11,415,623			
GARFIELD	0	0	4,424	0	0	1,848,961	1,848,961	5,488,335			
GRAND	0	0	0	0	0	1,939,663	1,939,663	5,846,882			
GRANITE	0	0	0	0	0	70,338,213	70,338,213	233,274,438			
IRON	0	0	0	0	0	6,233,612	6,233,612	19,132,768			
JORDAN	0	0	0	0	0	58,666,404	58,666,404	207,647,551			
JUAB	0	0	0	0	0	1,829,944	1,829,944	5,352,225			
KANE	0	0	0	0	0	1,713,904	1,713,904	5,954,626			
MILLARD	0	0	0	0	0	4,688,218	4,688,218	14,797,091			
MORGAN	0	0	0	0	0	2,043,737	2,043,737	6,642,441			
NEBO	29,813	2,306	17,548	0	0	128,105	16,374,990	52,062,549			
NO. SANPETE	0	0	0	0	0	2,611,566	2,611,566	8,111,002			
NO. SUMMIT	0	0	0	0	0	1,131,647	1,131,647	3,512,594			
PARK CITY	0	0	0	0	0	4,066,750	4,066,750	11,843,577			
PIUTE	0	0	0	0	0	905,961	905,961	2,312,517			
RICH	0	0	0	0	0	935,552	935,552	2,694,792			
SAN JUAN	39,553	21,158	23,178	5,370	0	189,618	7,151,682	18,794,541			
SEVIER	0	0	0	0	0	4,723,707	4,723,707	16,039,764			
SO. SANPETE	0	0	0	0	0	2,546,798	2,546,798	9,483,084			
SO. SUMMIT	0	0	0	0	0	1,435,840	1,435,840	4,296,192			
TINTIC	0	0	0	0	0	621,376	621,376	1,615,422			
TOOELE	0	0	0	0	0	6,187,608	6,187,608	23,594,477			
UINTAH	3,408	0	0	0	0	10,267	6,341,333	21,782,282			
WASATCH	0	0	9,358	0	25,313	34,671	2,556,696	10,355,213			
WASHINGTON	0	0	0	0	0	14,619,774	14,619,774	47,769,723			
WAYNE	0	0	0	0	0	1,094,282	1,094,282	3,003,367			
WEBER	33,848	1,116	21,868	3,418	1,268	149,831	26,546,566	86,598,321			
SALT LAKE	0	0	0	0	0	26,694,314	26,694,314	91,198,856			
OGDEN	379,670	66,190	835	0	(777,751)	(331,056)	15,669,164	46,123,866			
PROVO	0	0	0	0	0	12,474,415	12,474,415	47,798,286			
LOGAN	0	0	0	0	0	4,138,543	4,138,543	18,015,192			
MURRAY	0	0	0	0	0	6,658,923	6,658,923	21,539,694			
TOTALS	539,593	90,770	77,211	3,418	(745,800)	504,655	435,127,321	1,462,258,337			

12
13
31

UTAH STATE OFFICE OF EDUCATION
F4 Statewide Expenditures
 1994-95

3300 COMMUNITY SERVICES		10 MAINTENANCE AND OPERATION FUND					5000 DEBT	
	100 Salaries	200 Employee Benefits	300-500 Purchased Services	600 Supplies and Materials	700 Property	800 Other Objects	TOTAL EXPENDITURES, COMMUNITY SERVICES	830 Interest
ALPINE	0	0	0	0	0	0	0	0
BEAVER	2,020	447	0	0	0	0	2,467	0
BOX ELDER	0	0	0	0	0	0	0	0
CACHE	0	0	0	0	0	0	0	0
CARBON	0	0	0	0	0	0	0	0
DAGGETT	0	0	0	0	0	0	0	0
DAVIS	142,349	20,369	(1,522)	1,408	0	0	162,604	588,525
DUCHESNE	(288)	57	0	0	0	0	(231)	0
EMERY	0	0	0	0	0	0	0	0
GARFIELD	0	0	0	0	0	0	0	0
GRAND	0	0	0	0	0	0	0	0
GRANITE	182,794	70,922	6,050	167,530	0	0	427,296	0
IRON	14,835	3,119	675	0	0	0	18,629	0
JORDAN	124,286	39,026	5,485	156,392	11,797	89	337,075	0
JUAB	0	0	0	0	0	0	0	0
KANE	0	0	0	0	0	0	0	0
MILLARD	0	0	0	0	0	3,000	3,000	0
MORGAN	0	0	0	0	0	0	0	16,427
NEBO	0	0	0	0	0	0	0	164,033
NO. SANPETE	0	0	0	0	0	0	0	0
NO. SUMMIT	0	0	0	0	0	0	0	30,800
PARK CITY	0	0	0	0	0	0	0	144,560
PIUTE	0	0	0	0	0	0	0	0
RICH	0	0	0	0	0	0	0	0
SAN JUAN	0	0	0	0	0	0	0	144,544
SEVIER	0	0	0	0	0	0	0	0
SO. SANPETE	9,645	0	0	3,295	0	2,045	14,985	0
SO. SUMMIT	9,226	1,613	895	935	0	0	12,669	57,493
TINTIC	0	0	0	0	0	0	0	0
TOOBE	0	0	0	0	0	0	0	0
UINTAH	0	0	0	0	0	0	0	86,485
WASATCH	0	0	0	0	0	0	0	0
WASHINGTON	0	0	0	0	0	0	0	0
WAYNE	0	0	0	0	0	0	0	0
WEBER	104,802	13,347	0	2,898	0	5,267	126,314	0
SALT LAKE	0	0	0	0	0	0	0	0
OGDEN	76,482	16,087	10,573	15,859	0	2,115	121,116	0
PROVO	80,156	18,097	361	3,719	0	509	102,842	58,391
LOGAN	0	0	0	0	0	0	0	0
MURRAY	0	0	0	0	0	0	0	0
TOTALS	746,307	183,084	22,517	352,036	11,797	13,025	1,328,766	1,291,248

1 KANE
 2 MILLARD
 3 MORGAN
 4 NEBO

448

BEST COPY AVAILABLE

UTAH STATE OFFICE OF EDUCATION
F4 Statewide Expenditures
 1994-95

10 MAINTENANCE AND OPERATION FUND
 6000 OTHER USES OF FINANCIAL SOURCES

TOTAL EXPENDITURES, 10 MAINT. & OPERATION FUND	930 Interfund Transfers	940 Increase to Reserved Fund		945 Increase to Designated Fund		946 Increase to Desig. Fund Bal. (Spec. Trans.)		950 Undistributed Reserve	TOTAL OTHER USES OF FINANCIAL SOURCES		10 MAINTENANCE AND OPERATION FUND
		Balance	Balance	Balance	Balance	Balance	Balance		Balance	Balance	
119,781,105	443,839	0	0	0	0	0	0	250,000	693,839	120,474,944	
4,774,091	0	0	0	0	0	0	0	0	0	4,774,091	
33,401,554	15,000	0	392,543	0	0	0	0	370,000	777,543	34,179,097	
38,775,912	0	28,984	728,523	0	0	0	0	100,000	857,506	39,633,418	
16,540,304	0	250,000	0	0	118,000	0	0	0	368,000	16,908,304	
1,594,748	53,486	0	0	0	0	0	0	0	53,486	1,648,234	
168,486,718	0	0	2,052,291	0	0	0	0	0	2,052,291	170,539,009	
15,559,979	0	88,755	326,193	0	0	0	0	0	414,948	15,974,927	
11,415,623	0	0	0	0	0	0	0	0	0	11,415,623	
5,488,335	38,633	0	0	0	0	0	0	0	38,633	5,526,968	
5,846,882	0	0	0	0	0	0	0	0	0	5,846,882	
233,701,734	0	0	0	0	0	0	0	0	0	233,701,734	
19,151,397	250,895	126,676	257,460	0	0	0	0	0	635,031	19,786,428	
207,984,626	0	1,033,265	1,502,412	0	0	0	0	750,000	3,285,677	211,270,303	
5,352,225	0	35,086	0	0	0	0	0	0	35,086	5,387,311	
5,954,626	0	0	0	0	0	0	0	0	0	5,954,626	
14,800,091	183,060	0	0	0	0	0	0	0	0	14,983,151	
6,658,867	0	0	47,987	0	0	0	0	100,000	183,060	6,841,854	
52,226,582	0	0	0	0	0	0	0	400,000	147,987	52,626,582	
8,111,002	0	0	51,562	0	0	0	0	100,000	400,000	8,262,564	
3,543,394	0	0	0	0	0	0	0	0	151,562	3,543,394	
11,988,127	0	233,235	0	0	0	0	0	0	233,235	12,221,362	
2,312,517	33,070	0	108,000	0	0	0	0	0	141,070	2,453,587	
2,694,792	0	0	0	0	0	0	0	0	0	2,694,792	
18,939,086	0	0	678,687	0	0	0	0	271,717	950,404	19,889,490	
16,039,764	0	0	0	0	0	0	0	0	0	16,039,764	
9,498,069	0	0	0	0	0	0	0	0	0	9,498,069	
4,366,354	29,191	0	0	0	2,323	0	0	0	31,514	4,397,868	
1,615,422	5,000	0	0	0	0	0	0	0	5,000	1,620,422	
23,594,477	0	0	0	0	0	0	0	0	0	23,594,477	
21,868,767	0	0	983,978	0	0	0	0	0	983,978	22,852,745	
10,355,213	0	0	2,449	0	0	0	0	54,270	56,719	10,411,932	
47,769,723	0	0	19,819	0	0	0	0	2,400,000	2,419,819	50,189,542	
3,003,367	10,000	0	0	0	0	0	0	0	10,000	3,013,367	
86,724,635	0	0	0	0	0	0	0	0	0	86,724,635	
91,198,856	0	711	0	0	0	0	0	1,500,000	1,500,711	92,699,567	
46,244,982	93,184	0	0	0	0	0	0	0	93,184	46,338,166	
47,959,519	0	36,135	18,243	0	0	0	0	0	54,378	48,013,897	
18,015,192	0	0	0	0	0	0	0	50,000	50,000	18,065,192	
21,539,694	0	9,615	0	0	6,009	0	0	0	15,624	21,555,318	
TOTALS	1,464,878,351	1,155,358	1,842,462	7,170,147	126,332	6,345,987	16,640,285	1,481,518,636			

BEST COPY AVAILABLE



UTAH STATE OFFICE OF EDUCATION
F4 Statewide Expenditures
 1994-95

	3000 OPERATION OF NONINSTRUCTIONAL SERVICES										TOTAL
	23 NON K-12 PROGRAMS FUND										
	100 Salaries	200 Employee Benefits	300-500 Purchased Services	600 Supplies and Materials	700 Property	800 Other Objects	PROGRAMS FUND	NON K-12	EXPENDITURES, 23	930 Interfund Transfers	
ALPINE	1,621,466	423,966	46,596	401,548	158,453	41,733	2,693,762	0	0	0	
BEAVER	26,157	10,000	46,515	16,337	0	0	99,009	0	0	0	
BOX ELDER	758,361	163,696	145,047	53,895	2,241	31,600	1,154,840	0	0	0	
CACHE	297,812	83,627	15,164	13,849	21,485	356	432,292	0	7,078	0	
CARBON	331,217	93,906	89,563	14,469	20,960	193	550,308	0	0	0	
DAGGETT	610	0	11,275	2,671	0	23,678	38,234	0	0	0	
DAVIS	2,115,915	706,431	661,127	488,449	122,030	73,000	4,166,952	0	0	0	
DUCHESNE	215,605	64,841	61,874	1,751	260	(22,753)	321,578	0	0	0	
EMERY	410,216	180,505	51,924	1,316	0	0	643,961	0	0	0	
GARFIELD	19,024	6,569	2,992	15,666	19,145	0	63,396	0	0	0	
GRAND	121,031	35,150	41,899	0	3,070	927	202,077	0	0	0	
GRANITE	5,196,059	1,334,266	158,943	405,194	31,653	0	7,126,115	0	0	0	
IRON	352,696	106,658	27,012	59,118	33,718	0	579,202	0	0	474,693	
JORDAN	3,372,638	1,038,996	907,103	219,936	221,838	91,005	5,851,516	0	0	0	
JUAB	99,181	25,760	566	4,986	4,744	1,795	137,032	0	0	0	
KANE	7,452	2,060	1,254	6,902	155	23,682	41,505	0	0	0	
MILLARD	217,264	75,840	7,085	11,041	1,629	0	312,859	0	0	0	
MORGAN	82,843	21,966	37,801	1,557	3,147	787	148,101	0	0	0	
NEBO	819,702	239,729	67,808	35,614	41,356	0	1,204,209	0	0	0	
NO. SANPETE	67,028	6,953	13,282	15,768	15,768	2,648	126,980	0	0	0	
NO. SUMMIT	116,598	6,500	10,516	65,567	0	608	199,789	0	0	0	
PARK CITY	186,270	30,389	17,363	2,744	0	0	236,766	0	0	0	
PIUTE	45,590	21,387	26,456	18,865	5,486	0	117,784	0	0	0	
RICH	37,549	3,352	1,595	13,007	2,443	0	57,946	0	0	0	
SAN JUAN	421,224	170,379	80,569	33,251	10,000	18,832	734,255	0	94,373	0	
SEVIER	178,124	63,963	18,710	17,829	7,861	23,787	310,274	0	0	0	
SO. SANPETE	573,220	226,416	26,678	158,934	21,052	3,579	1,009,879	0	0	0	
SO. SUMMIT	117,517	34,563	23,469	29,046	12,322	1,822	218,739	0	0	0	
TINTIC	2,516	6,132	84	1,784	6,732	28	17,276	0	0	0	
TOOELE	353,767	120,882	5,622	301,055	13,789	19,868	814,983	0	0	0	
UINTAH	387,671	136,181	142,912	48,628	6,246	1,487	723,125	0	0	0	
WASATCH	113,577	5,357	9,597	19,389	0	2,589	150,509	0	0	0	
WASHINGTON	445,592	114,880	61,584	8,376	5,977	147,234	783,643	0	0	0	
WAYNE	30,491	6,580	558	7,243	916	0	45,788	0	0	0	
WEBER	293,855	58,852	1,313	3,938	3,922	134,447	496,328	0	0	0	
SALT LAKE	7,233,241	2,006,484	1,770,141	515,948	97,904	350,857	11,974,575	0	0	0	
OGDEN	550,220	128,456	15,514	27,767	8,412	244,297	974,665	0	0	0	
PROVO	948,501	216,634	302,951	120,909	8,638	43,281	1,640,914	0	0	0	
LOGAN	285,638	53,264	152,705	32,838	900	2,789	528,134	0	0	0	
MURRAY	520,504	113,811	35,522	33,465	2,620	5,671	711,593	0	165,148	0	
TOTALS	28,973,942	8,145,380	5,098,688	3,230,650	922,405	1,269,827	47,640,892	47,640,892	741,293	741,293	

452

BEST COPY AVAILABLE

UTAH STATE OFFICE OF EDUCATION
F4 Statewide Expenditures
 1994-95

23 NON K-12 PROGRAMS FUND

6000 OTHER USES OF FINANCIAL SOURCES

	940 Increase to Reserved Fund Balance	945 Increase to Designated Fund Balance	TOTAL OTHER USES OF FINANCIAL SOURCES	23 NON K-12 PROGRAMS FUND
ALPINE	0	0	0	2,693,762
BEAVER	0	0	0	99,009
BOX ELDER	0	0	0	1,154,840
CACHE	0	3,851	10,929	443,222
CARBON	0	0	0	550,308
DAGGETT	0	0	0	38,234
DAVIS	0	26,798	26,798	4,193,750
DUCHESNE	0	0	0	321,578
EMERY	0	0	0	643,961
GARFIELD	0	0	0	63,396
GRAND	0	0	0	202,077
GRANITE	0	0	0	7,126,115
IRON	0	324,322	799,015	1,378,217
JORDAN	18,615	68,779	87,394	5,938,910
JUAB	0	0	0	137,032
KANE	0	0	0	41,505
KAMILLARD	0	0	0	312,859
KIMMORGAN	0	0	0	148,101
LEWIS	0	0	0	1,204,209
NEBO	0	0	0	126,980
NO. SANPETE	0	0	0	199,789
NO. SUMMIT	0	0	0	236,866
PARK CITY	100	0	100	117,784
PIUTE	0	0	0	61,826
RICH	0	3,880	3,880	828,628
SAN JUAN	0	0	94,373	310,274
SEVIER	0	0	0	1,009,879
SO. SANPETE	0	0	0	228,644
SO. SUMMIT	0	9,905	9,905	20,391
TINTIC	0	3,115	3,115	825,329
TOOELE	0	10,346	10,346	773,650
UINTAH	0	50,525	50,525	150,509
WASATCH	0	0	0	783,643
WASHINGTON	0	0	0	45,788
WAYNE	0	0	0	496,328
WEBER	0	0	0	12,009,212
SALT LAKE	34,637	0	34,637	982,873
OGDEN	0	8,208	8,208	1,642,030
PROVO	0	1,116	1,116	528,134
LOGAN	0	0	0	882,600
MURRAY	0	5,859	171,007	
TOTALS	53,352	516,704	1,311,349	48,952,241

UTAH STATE OFFICE OF EDUCATION
F4 Statewide Expenditures
 1994-95

5000 DEBT SERVICE		31 DEBT SERVICE FUND		6000 OTHER USES OF FINANCIAL SOURCES		TOTAL	
830 Interest	840 Redemption of Principal	890 Miscellaneous Expenditures	DEBT SERVICE, 31 FUND	930 Interfund Transfers	940 Increase to Reserved Fund Balance	945 Increase to Designated Fund Balance	TOTAL OTHER USES OF FINANCIAL SOURCES
6,024,008	7,930,000	2,526	13,956,534	0	0	0	0
500,160	305,000	1,914	807,074	0	0	0	0
1,829,650	2,025,000	18,713	3,873,363	0	0	161,318	161,318
1,960,233	740,000	0	2,700,233	0	0	45,834	45,834
379,569	707,114	1,123	1,087,806	0	0	0	0
103,760	85,000	687	189,447	0	0	0	0
7,465,439	9,730,000	548,691	17,744,130	0	0	0	0
0	0	0	0	0	0	0	0
377,032	6,000,000	147	6,377,179	0	0	0	0
222,512	451,692	403	674,607	0	0	0	0
0	0	0	0	0	0	0	0
964,800	11,250,000	2,540	12,217,340	0	0	0	0
2,620,671	970,000	1,664	3,592,335	0	0	0	0
6,110,170	6,300,000	400	12,410,570	0	0	0	0
117,072	325,000	808	442,880	0	0	0	0
184,837	348,906	3,746	537,489	0	0	0	0
1,281,822	1,245,000	4,002	2,530,824	0	0	0	0
283,085	145,000	1,404	429,490	0	0	0	0
2,684,575	890,000	870	3,575,445	0	0	0	0
452,641	460,000	1,554	914,195	0	0	0	0
133,597	130,000	750	264,347	27,361	0	0	27,361
1,119,439	1,295,000	1,488	2,415,927	0	0	0	0
51,309	25,000	0	76,309	0	0	0	0
167,427	80,000	345	247,772	0	0	0	0
198,918	395,000	1,868	595,785	0	0	0	0
501,540	615,000	4,268	1,120,808	0	0	13,701	13,701
178,336	214,020	410	392,766	0	0	0	0
243,025	600,000	310	843,335	0	0	0	0
61,754	70,000	835	132,589	0	0	0	0
748,500	605,000	1,607	1,355,107	0	0	0	0
49,245	1,360,000	4,955	1,414,200	0	0	64,872	64,872
217,630	280,000	921	498,551	0	0	0	0
3,145,544	2,685,045	13,507	5,844,096	0	0	0	0
39,802	90,000	996	130,798	0	0	0	0
3,115,680	2,795,000	3,471	5,914,151	0	0	0	0
482,705	320,000	0	802,705	0	0	0	0
331,366	0	2,690	334,056	0	0	0	0
1,181,082	1,510,227	17,188	2,708,497	974,155	0	0	974,155
565,584	714,724	1,097	1,281,405	0	0	0	0
0	0	0	0	0	0	0	0
46,094,519	63,691,728	647,898	110,434,145	1,001,516	0	285,725	1,287,241

BEST COPY AVAILABLE

UTAH STATE OFFICE OF EDUCATION
F4 Statewide Expenditures
 1994-95

31 DEBT SERVICE FUND

31 DEBT SERVICE FUND	
ALPINE	13,956,534
BEAVER	807,074
BOX ELDER	4,034,681
CACHE	2,746,067
CARBON	1,087,806
DAGGETT	189,447
DAVIS	17,744,130
DUCHESNE	0
EMERY	6,377,179
GARFIELD	674,607
GRAND	0
GRANITE	12,217,340
IRON	3,592,335
JORDAN	12,410,570
JUAB	442,880
KANE	537,489
MILLARD	2,530,824
MORGAN	429,490
NEBO	3,575,445
NO. SANPETE	914,195
NO. SUMMIT	291,708
PARK CITY	2,415,927
PIUTE	76,309
RICH	247,772
SAN JUAN	595,785
SEVIER	1,134,509
SO. SANPETE	392,766
SO. SUMMIT	843,335
TINTIC	132,589
TOOELE	1,419,979
UINTAH	1,414,200
WASATCH	498,551
WASHINGTON	5,844,096
WAYNE	130,798
WEBER	5,914,151
SALT LAKE	802,705
OGDEN	334,056
PROVO	3,682,652
LOGAN	1,281,405
MURRAY	0
TOTALS	111,721,386

UTAH STATE OFFICE OF EDUCATION
F4 Statewide Expenditures
 1994-95

32 CAPITAL PROJECTS FUND

2800 MAINTENANCE OF PLANT SERVICES 1000 INSTR(10%)

	100 Salaries	200 Employee Benefits	300-500 Purchased Services	600 Supplies and Materials	700 Property	800 Other Objects	TOTAL EXPEND., MAINTENANCE OF PLANT SERVICES	610 Supplies
ALPINE	0	0	0	0	0	0	0	0
BEAVER	0	0	0	0	0	0	0	0
BOX ELDER	210,206	71,730	31,252	5,430	0	0	318,618	0
CACHE	0	0	0	0	0	0	0	0
CARBON	0	0	0	0	0	0	0	11,457
DAGGETT	0	0	17,973	2,993	5,959	0	26,925	38,837
DAVIS	0	0	0	0	0	0	0	1,501,000
DUCHESNE	0	0	8,745	228,643	0	0	237,388	195,078
EMERY	0	0	378,876	0	0	0	378,876	219,385
GARFIELD	0	0	0	0	0	0	0	0
GRAND	32,024	13,419	17,814	0	0	0	63,256	204,696
GRANITE	0	0	0	0	0	0	0	0
IRON	0	0	0	0	0	0	0	0
JORDAN	0	0	0	0	0	0	0	0
JUAB	0	0	0	0	0	0	0	1,167,300
KANE	0	0	0	0	0	0	0	0
MILLARD	0	0	35,601	122,702	20,057	0	178,360	104,427
MORGAN	0	0	0	0	347,867	0	347,867	666
NEBO	0	0	0	0	0	0	0	0
NO. SANPETE	0	0	0	0	0	0	0	0
NO. SUMMIT	51,408	22,352	0	21,424	0	0	95,184	65,888
PARK CITY	0	0	115,860	140	0	0	116,000	0
PIUTE	0	0	0	0	0	0	0	0
RICH	0	0	0	0	0	0	0	37,196
SAN JUAN	11,171	3,689	0	0	0	0	14,860	7,468
SEVIER	0	0	0	0	0	0	0	0
SO. SANPETE	0	0	22,280	107,678	0	0	129,958	89,788
SO. SUMMIT	0	0	0	0	0	0	0	0
TINTIC	0	0	0	0	0	0	0	0
TOOELE	0	0	152,554	104,580	0	0	257,134	510,000
UINTAH	0	0	0	0	0	0	0	337,791
WASATCH	28,104	396	0	0	0	0	28,500	1,262
WASHINGTON	0	0	0	0	0	0	0	0
WAYNE	0	0	0	0	0	0	0	0
WEBER	0	0	0	0	0	0	0	0
SALT LAKE	0	0	0	0	0	0	0	0
OGDEN	0	0	211,894	0	0	0	211,894	0
PROVO	139,205	31,149	259,440	17,098	3,196	0	450,088	755,266
LOGAN	0	(3,508)	0	0	0	0	(3,508)	45,951
MURRAY	0	0	100,165	5,545	0	0	105,710	0
TOTALS	472,118	139,227	1,352,455	616,233	377,079	0	2,957,111	5,293,456

460

BEST COPY AVAILABLE

UTAH STATE OFFICE OF EDUCATION
F4 Statewide Expenditures
 1994-95

	1000 INSTRUCTION (10%)				2000 SUPPORT SERVICES (10%)				2500 SUPPORT SRVCS BUS (10%)			
	TOTAL EXPENDITURES, INSTRUCTION				TOTAL EXPENDITURES, SUPPORTING SERVICES				TOTAL EXPENDITURES, SUPPORTING SERVICES			
	641 Textbooks	730 Equipment	610 Supplies	730 Equipment	641 Textbooks	730 Equipment	610 Supplies	730 Equipment	641 Textbooks	730 Equipment	610 Supplies	730 Equipment
ALPINE	0	0	0	0	0	0	0	0	0	0	0	0
BEAVER	0	0	0	0	0	0	0	0	0	0	0	0
BOX ELDER	0	53,830	0	0	0	0	0	0	0	0	0	0
CACHE	0	180,382	0	0	0	0	0	6,230	0	0	0	0
CARBON	94,572	316,535	0	0	10,300	0	0	32,797	0	0	0	0
DAGGETT	15,547	0	0	0	54,384	0	0	0	0	0	0	0
DAVIS	1,029,000	320,000	0	0	2,850,000	0	0	0	0	0	0	0
DUCHESNE	214,332	188,208	0	0	597,618	0	0	0	0	0	0	0
EMERY	57,076	81,124	0	0	357,585	0	0	0	0	0	0	0
GARFIELD	0	0	0	0	0	0	0	0	0	0	0	0
GRAND	82,237	2,869	0	0	289,802	0	0	0	0	0	0	0
GRANITE	0	0	0	0	0	0	0	0	0	0	0	0
IRON	0	0	0	0	0	0	0	0	0	0	0	0
JORDAN	0	0	0	0	0	0	0	0	0	0	0	0
JUAB	1,274,643	0	0	0	2,441,943	0	0	0	0	0	0	0
KANE	0	0	0	0	0	0	0	0	0	0	0	0
MILLARD	118,949	161,448	0	0	384,825	0	0	0	0	0	0	0
MORGAN	0	86,720	0	0	87,386	0	0	4,499	0	0	0	0
NEBO	0	0	0	0	0	0	0	0	0	0	0	0
NO. SANPETE	0	0	0	0	0	0	0	0	0	0	0	0
NO. SUMMIT	24,700	51,579	0	0	142,167	0	0	0	0	0	0	0
PARK CITY	0	0	0	0	0	0	0	0	0	0	0	0
PIUTE	0	0	0	0	0	0	0	0	0	0	0	0
RICH	44,339	10,331	0	0	91,866	0	0	0	0	0	0	0
SAN JUAN	0	107,283	0	0	107,283	0	0	0	0	0	0	0
SEVIER	0	99,942	0	0	107,410	0	0	0	0	0	0	0
SO. SANPETE	0	0	0	0	0	0	0	0	0	0	0	0
SO. SUMMIT	40,990	34,291	0	0	165,069	0	0	4,060	0	0	0	0
TINTIC	0	0	0	0	0	0	0	0	0	0	0	0
TOOELE	150,000	478,000	0	0	1,138,000	0	0	0	0	0	0	0
UINTAH	89,791	250,000	0	0	677,582	0	0	10,000	0	0	0	8,000
WASATCH	118,333	13,677	0	0	133,272	0	0	25,002	0	0	0	0
WASHINGTON	0	0	0	0	0	0	0	2,381	0	0	0	0
WAYNE	0	0	0	0	0	0	0	0	0	0	0	0
WEBER	0	0	0	0	0	0	0	0	0	0	0	0
SALT LAKE	0	0	0	0	0	0	0	0	0	0	0	0
OGDEN	0	0	0	0	0	0	0	0	0	0	0	0
PROVO	139,850	0	0	0	895,116	0	0	0	0	0	0	0
LOGAN	90,792	0	0	0	136,743	0	0	0	0	0	0	0
MURRAY	0	0	0	0	0	0	0	0	0	0	0	0
TOTALS	3,585,151	2,436,219	80,322	11,314,826	11,314,826	59,968	140,290	13,059	8,000	13,059	8,000	8,000

UTAH STATE OFFICE OF EDUCATION
F4 Statewide Expenditures
 1994-95

	2500 BUS (10%)		2600 MAINTENANCE OF PLANT SERVICES (10%)		2700 TRANS (10%)		2830 STAFF SERVICES (10%)		
	TOTAL EXPENDITURES, BUSINESS	610 Supplies	730 Equipment	TOTAL EXPENDITURES, MAINTENANCE OF PLANT	732 Buses	610 Supplies	730 Equipment	TOTAL EXPENDITURES, STAFF SERVICES	
ALPINE	0	0	0	0	0	0	0	0	0
BEAVER	0	0	0	0	0	0	0	0	0
BOX ELDER	0	0	0	0	0	0	0	0	0
CACHE	0	154,840	30,095	184,935	0	0	0	0	0
CARBON	0	0	0	0	0	0	0	0	0
DAGGETT	0	0	0	0	0	0	0	0	0
DAVIS	0	650,000	0	650,000	0	0	0	0	0
DUCHESNE	0	142,212	0	142,212	0	0	0	0	0
EMERY	0	0	0	0	0	0	0	0	0
GARFIELD	0	0	0	0	0	0	0	0	0
GRAND	0	0	0	0	0	0	0	0	0
GRANITE	0	0	0	0	0	0	0	0	0
IRON	0	0	0	0	0	0	0	0	0
JORDAN	0	0	0	0	1,823,983	0	0	0	0
JUAB	0	0	0	0	0	0	0	0	0
KANE	0	0	0	0	0	0	0	0	0
MILLARD	0	0	0	0	0	0	0	0	0
MORGAN	0	53,617	5,576	59,193	0	0	0	0	0
NEBO	0	0	0	0	0	0	0	0	0
NO. SANPETE	0	0	0	0	0	0	0	0	0
NO. SUMMIT	1,650	1,718	3,595	5,313	0	0	0	0	0
PARK CITY	0	0	0	0	0	0	0	0	0
PIUTE	0	0	0	0	0	0	0	0	0
RICH	2,805	0	5,000	5,000	0	0	0	0	0
SAN JUAN	0	0	0	0	80,821	0	0	0	0
SEVIER	0	0	0	0	0	0	0	0	0
SO. SANPETE	0	0	0	0	0	0	0	0	0
SO. SUMMIT	1,773	58,300	0	58,300	0	0	0	0	0
TINTIC	0	0	0	0	0	0	0	0	0
TOOELE	8,000	850,443	110,000	960,443	176,302	0	0	0	0
UINTAH	6,831	592,117	0	592,117	0	0	0	0	0
WASATCH	0	12,308	0	12,308	70,391	0	0	0	0
WASHINGTON	0	0	0	0	0	0	0	0	0
WAYNE	0	0	0	0	0	0	0	0	0
WEBER	0	0	0	0	0	0	0	0	0
SALT LAKE	0	0	0	0	0	0	0	0	0
OGDEN	0	0	0	0	0	0	0	0	0
PROVO	0	0	0	0	0	0	0	0	0
LOGAN	0	0	0	0	0	0	0	0	0
MURRAY	0	0	0	0	0	0	0	0	0
TOTALS	464 21,059	2,503,246	166,574	2,669,820	2,151,497	0	0	0	0

BEST COPY AVAILABLE

UTAH STATE OFFICE OF EDUCATION
F4 Statewide Expenditures
 1994-95

	2840 DATA PROCESSING (10%)		32 CAPITAL PROJECTS FUND		2900 OTHER SUPPORT SERVICES (10%)		4000 FACILITIES ACQ & CON (10%)	
	610 Supplies	730 Equipment	610 Supplies	730 Equipment	TOTAL EXPENDITURES, DATA PROCESSING	TOTAL EXPENDITURES, OTHER SUPPORT SERVICES	460 Construction and Remodeling	710 School Sites
ALPINE	0	0	0	0	0	0	0	0
BEAVER	0	0	0	0	0	0	0	0
BOX ELDER	0	0	0	0	0	0	0	0
CACHE	0	0	0	0	0	0	112,233	35,955
CARBON	0	0	0	0	0	0	0	0
DAGGETT	0	0	0	0	0	0	0	0
DAVIS	0	0	0	0	0	0	0	0
DUCHESNE	0	0	0	0	0	0	0	0
EMERY	0	0	0	0	0	0	0	0
GARFIELD	0	0	0	0	0	0	0	0
GRAND	0	0	0	0	0	0	0	0
GRANITE	0	0	0	0	0	0	0	0
IRON	0	0	0	0	0	0	0	0
JORDAN	0	0	0	0	0	0	0	0
JUAB	0	0	0	0	0	0	0	0
KANE	0	0	0	0	0	0	0	0
MILLARD	0	0	0	0	0	0	0	0
MORGAN	0	0	0	0	0	0	0	0
NEBO	0	0	0	0	0	0	0	0
NO. SANPETE	0	0	0	0	0	0	0	0
NO. SUMMIT	0	0	0	0	0	0	0	0
PARK CITY	0	0	0	0	0	0	0	0
PIUTE	0	0	0	0	0	0	0	0
RICH	0	0	0	0	0	0	60,575	0
SAN JUAN	0	0	0	0	0	0	100,000	0
SEVIER	0	0	0	0	0	0	1,017,354	0
SO. SANPETE	0	0	0	0	0	0	0	0
SO. SUMMIT	0	0	0	0	0	0	0	0
TINTIC	0	0	0	0	0	0	0	0
TOOELE	0	0	0	0	0	0	0	0
UINTAH	0	0	0	0	0	0	0	0
WASATCH	0	0	0	0	0	0	0	53,959
WASHINGTON	0	0	0	0	0	0	0	0
WAYNE	0	0	0	0	0	0	0	0
WEBER	0	0	0	0	0	0	0	0
SALT LAKE	0	0	0	0	0	0	0	0
OGDEN	0	0	0	0	0	0	0	0
PROVO	0	0	0	0	0	0	0	0
LOGAN	0	0	0	0	0	0	0	0
MURRAY	0	0	0	0	0	0	0	0
TOTALS	0	0	0	0	0	0	1,290,162	89,914

1
2
4
7
1

UTAH STATE OFFICE OF EDUCATION
 P4 Statewide Expenditures
 1994-95

32 CAPITAL PROJECTS FUND

4000 FACILITIES ACQUISITION & CONSTRUCTION (10%)

	720 Buildings	731 Machinery	732 Vehicles	733 Furniture and Fixtures	734 Audio-Visual Equipment	739 Other Equipment	TOTAL EXPENDITURES, FACILITIES (10%)
ALPINE	0	0	0	0	0	0	0
BEAVER	3,688,242	0	0	2,250	0	0	3,690,492
BOX ELDER	0	0	0	0	0	0	0
CACHE	417,299	35,170	24,758	0	0	0	625,416
CARBON	0	0	0	0	0	0	0
DAGGETT	0	0	0	0	0	1,105	1,105
DAVIS	0	0	0	0	0	0	0
DUCHESNE	0	0	0	0	0	0	0
EMERY	0	0	0	0	0	0	0
GARFIELD	101,255	0	0	0	0	0	101,255
GRAND	0	0	0	0	0	0	0
GRANITE	0	0	0	0	0	0	0
IRON	0	0	0	0	0	0	0
JORDAN	5,304,017	0	0	0	0	0	5,304,017
JUAB	0	0	0	0	0	0	0
KANE	0	0	0	0	0	0	0
MILLARD	0	0	0	0	0	0	0
MORGAN	0	0	0	0	0	0	0
NEBO	2,094,162	0	0	0	0	0	2,094,162
NO. SANPETE	0	0	0	0	0	0	0
NO. SUMMIT	0	0	0	0	0	0	0
PARK CITY	0	0	0	0	0	0	0
PIUTE	0	0	0	0	0	0	0
RICH	0	0	0	0	0	0	0
SAN JUAN	0	0	0	0	0	0	60,575
SEVIER	635,161	0	0	0	0	0	100,000
SO. SANPETE	0	0	0	0	0	0	1,652,515
SO. SUMMIT	0	0	0	0	0	0	0
TINTIC	0	0	0	0	0	0	0
TOOLE	0	0	0	0	0	0	0
UINTAH	0	0	0	0	0	0	0
WASATCH	209,660	0	0	0	0	0	263,619
WASHINGTON	0	0	0	0	0	0	0
WAYNE	0	0	0	0	0	0	0
WEBER	0	0	0	0	0	0	0
SALT LAKE	0	0	0	0	0	0	0
OGDEN	0	0	0	0	0	0	0
PROVO	0	0	0	0	0	0	0
LOGAN	0	0	0	0	0	0	0
MURRAY	0	0	0	0	0	0	0
TOTALS	12,449,796	35,170	24,758	2,250	0	1,105	13,893,156

468

BEST COPY AVAILABLE

UTAH STATE OFFICE OF EDUCATION
F4 Statewide Expenditures
 1994-95

5000 DEBT SERVICE (10%) 32 CAPITAL PROJECTS FUND 4000 FACILITIES ACQUISITION & CONSTRUCTION SERVICES

	830 Interest	840 Redemption of Principal	TOTAL EXPENDITURES, DEBT SERVICE	TOTAL EXPENDITURES, 10% OF BASIC PROGRAM	100 Salaries	200 Employee Benefits	300-500 Purchased Services	600 Supplies and Materials
ALPINE	0	0	0	0	8,348	1,882	18,411,811	0
BEAVER	0	0	0	3,690,492	0	0	0	0
BOX ELDER	0	0	0	53,830	12,350	4,107	506,842	0
CACHE	0	0	0	996,962	399,578	135,810	1,386	82
CARBON	0	0	0	465,661	0	0	27,344	1,853
DAGGETT	0	0	0	55,489	0	0	0	0
DAVIS	0	0	0	3,500,000	191,831	71,082	18,396,168	2,681,465
DUCHESNE	0	0	0	597,618	47,709	12,430	189,864	30
EMERY	0	0	0	499,797	364,010	153,402	4,534	0
GARFIELD	0	0	0	101,255	0	0	0	0
GRAND	0	0	0	312,619	0	0	0	0
GRANITE	0	0	0	0	2,217,238	788,762	697,599	3,917
IRON	0	0	0	0	31,909	13,387	12,036,365	289,182
JORDAN	0	0	0	9,569,943	358,400	117,954	1,751,580	(163,019)
JUAB	0	0	0	0	0	0	84,535	0
KANE	0	0	0	0	0	0	0	0
KILLARD	0	0	0	384,825	0	0	1,035,126	3,985
L	0	0	0	151,078	0	0	309,487	18,328
MORGAN	0	0	0	2,094,162	0	0	0	1,555
NEBO	0	0	0	0	0	0	0	107,596
NO. SANPETE	0	0	0	149,130	0	0	15,712	0
NO. SUMMIT	0	0	0	0	0	0	0	0
PARK CITY	0	0	0	0	0	0	0	0
PIUTE	0	0	0	0	0	0	2,562	1,606
RICH	0	0	0	163,086	0	0	6,000	0
SAN JUAN	0	0	0	288,104	1,066	82	159,449	25,697
SEVIER	0	0	0	1,759,925	0	0	0	0
SO. SANPETE	0	0	0	248,565	8,490	1,442	2,287	0
SO. SUMMIT	0	0	0	0	0	0	86,872	8,764
TINTIC	0	0	0	0	0	0	431	0
TOOELE	0	0	0	2,292,745	0	0	424,318	0
UINTAH	0	0	0	1,301,532	2,896	1,363	898,840	0
WASATCH	0	0	0	481,971	0	0	0	0
WASHINGTON	0	0	0	0	0	0	1,598,356	0
WAYNE	0	0	0	0	0	0	0	805
WEBER	0	0	0	0	0	0	0	0
SALT LAKE	0	0	0	0	475,722	169,169	24,313	123,097
OGDEN	0	0	0	0	35,708	10,014	1,381,028	245,107
PROVO	0	0	0	895,116	32,210	13,252	504,124	30,542
LOGAN	0	0	0	136,743	0	0	36,510	0
MURRAY	0	0	0	0	46,451	6,115	931,092	209,540
TOTALS	0	0	0	30,190,648	4,233,916	1,500,253	59,524,535	3,590,133



UTAH STATE OFFICE OF EDUCATION
F4 Statewide Expenditures
 1994-95

32 CAPITAL PROJECTS FUND
4000 FACILITIES ACQUISITION & CONSTRUCTION SERVICES

	710 Land and Improvements	720 Buildings	731 Machinery	732 Vehicles	733 Furniture and Fixtures	734 Audio-Visual Equipment	739 Other Equipment	750 Media Materials
ALPINE	3,039,754	802,741	34,580	689,937	1,060,841	0	0	0
BEAVER	0	0	0	0	0	0	0	0
BOX ELDER	1,018	12,036,886	0	457,908	86,325	0	407,134	0
CACHE	0	3,977,652	0	0	0	0	440,146	0
CARBON	0	529,666	0	133,195	26,457	0	327,662	0
DAGGETT	4,263	461	0	0	0	0	9,852	0
DAVIS	721,319	0	0	407,468	561,211	27,249	2,241,639	574,933
DUCHESNE	65,959	107,043	5,120	129,086	27,247	7,927	4,423	95,192
EMERY	26,406	110,982	0	185,510	0	0	11,946	52,222
GARFIELD	52,944	111,411	0	0	0	0	20,516	0
GRAND	121,551	321,217	39,926	9,800	0	18,757	249,129	0
GRANITE	1,379,331	4,457,128	3,503,649	1,011,629	167,891	24,716	0	0
IRON	66,062	4,457,128	0	263,218	265,416	121,929	993,705	0
JORDAN	2,413,251	62,135,884	4,142,170	104,622	0	0	0	0
JUAB	106,214	39,304	0	88,395	0	15,442	61,461	0
KANE	625,303	0	0	0	30,311	0	37,407	0
MILLARD	0	8,415,474	53,925	188,912	20,192	0	0	0
MORGAN	217,695	69,228	288	68,959	0	0	0	0
NEBO	1,418,166	10,433,890	149,520	1,057,247	43,272	815,692	203,768	0
NO. SANPETE	131,533	3,508,844	13,692	194,355	0	0	56,022	0
NO. SUMMIT	40,341	92,781	0	70,644	0	0	0	0
PARK CITY	34,278	2,160,335	20,230	242,897	99,478	0	436,951	0
PIUTE	4,115	67,564	0	2,316	1,030	2,015	0	0
RICH	0	0	0	50,499	2,103	42,439	1,735	0
SAN JUAN	72,714	116,747	31,012	44,798	23,087	0	109,742	0
SEVIER	0	0	0	0	0	0	0	0
SO. SANPETE	204,979	215,602	0	127,295	5,369	22,163	0	0
SO. SUMMIT	10,463	421,736	14,050	80,711	29,603	0	20,186	0
TINTIC	0	2,035,670	0	0	0	89,933	0	0
TOOELE	43,778	(38,382)	0	122,117	5,225	0	100	0
UINTAH	110,719	0	0	0	0	0	261,443	0
WASATCH	0	0	0	146,605	2,966,900	0	238,052	0
WASHINGTON	2,349,680	7,495,325	0	0	0	0	0	0
WAYNE	0	48,897	0	0	0	0	0	0
WEBER	287,797	93,483	0	720,274	69,712	0	3,000	0
SALT LAKE	2,513,812	44,024,026	39,846	0	266,333	0	1,715,447	0
OGDEN	25,000	0	0	0	0	0	659,385	0
PROVO	554,120	4,403,912	0	0	733,309	0	0	0
LOGAN	283,251	341,336	0	0	419,708	0	0	0
MURRAY	153,299	0	0	146,661	40,887	0	184,717	0
TOTALS	17,079,116	168,536,842	8,048,008	6,745,057	6,951,908	1,188,262	8,695,568	722,347

472

BEST COPY AVAILABLE

UTAH STATE OFFICE OF EDUCATION
F4 Statewide Expenditures
 1994-95

4000 FACILITIES ACQUISITION & CONST. SERVICES		32 CAPITAL PROJECTS FUND							6000 OTHER USES OF FINANCIAL SOURCES	
TOTAL EXPEND., FACIL. ACQ. & CONST. SERVICES		EXPENDITURES, 32 CAPITAL PROJECTS FUND		930 Interfund Transfers - M & O		930 Interfund Transfers - 10% to Debt Service		930 Interfund Transfers - 10% to Oth Cap Outlay to Debt Sv.		940 Increase to Reserved Fund Balance
800 Other Objects	24,428,906	800 Other Objects	24,428,906	930 Interfund Transfers	930 Interfund Transfers - M & O	930 Interfund Transfers - 10% to Debt Service	930 Interfund Transfers - 10% to Oth Cap Outlay to Debt Sv.	940 Increase to Reserved Fund Balance	(10,000)	
ALPINE	379,012	379,012	379,012	0	0	0	0	0	0	
BEAVER	31,139	31,139	31,139	0	0	0	0	0	0	
BOX ELDER	4,000	13,889,018	13,889,018	0	350,000	0	0	0	0	
CACHE	266,937	5,221,591	5,221,591	0	640,000	0	0	0	0	
CARBON	0	1,046,177	1,511,838	0	0	0	0	0	0	
DAGGETT	12,953	27,529	109,943	3,561	0	0	0	0	0	
DAVIS	0	25,874,365	29,374,365	0	0	0	0	0	0	
DUCHESNE	482,598	1,174,628	2,009,634	0	0	0	0	0	0	
EMERY	0	909,012	1,787,685	0	0	0	940,580	0	0	
GARFIELD	0	184,871	286,126	0	0	0	0	0	0	
GRAND	0	760,380	1,136,256	0	0	0	0	0	0	
GRANITE	39,503	14,291,363	14,291,363	0	0	0	0	0	0	
IRON	0	14,081,173	14,081,173	16,206	0	0	0	1,926,911	0	
JORDAN	108,829	70,969,671	80,539,614	0	0	0	0	26,127,833	0	
JUAB	42,691	438,042	438,042	0	0	0	0	0	0	
KANE	0	693,021	693,021	0	0	0	0	0	0	
MILLARD	0	9,717,615	10,280,801	0	544,733	0	0	12,944	0	
MORGAN	0	683,985	835,062	0	193,920	0	0	0	0	
NEBO	0	14,123,110	16,565,139	0	0	0	0	0	0	
NO. SANPETE	0	4,012,042	4,012,042	0	0	0	0	0	0	
NO. SUMMIT	0	219,477	463,791	0	0	0	0	0	0	
PARK CITY	181,846	3,176,015	3,292,015	0	471,873	0	0	0	0	
PIUTE	0	81,208	81,208	0	0	0	0	0	0	
RICH	0	102,776	265,862	0	0	0	0	0	0	
SAN JUAN	0	584,393	887,357	46,400	577,437	0	0	0	0	
SEVIER	0	0	1,759,925	0	0	0	0	0	0	
SO. SANPETE	3,346	581,041	581,041	0	0	231,328	0	0	0	
SO. SUMMIT	0	682,317	1,060,840	0	0	0	0	0	0	
TINTIC	0	2,126,034	2,126,034	0	0	0	0	0	0	
TOOELE	0	429,814	2,722,559	0	0	0	0	0	0	
UINTAH	229,311	1,631,914	3,190,580	388,080	0	0	0	0	0	
WASATCH	0	0	510,471	0	0	0	0	0	0	
WASHINGTON	72,404	14,867,322	14,867,322	0	0	0	0	0	0	
WAYNE	0	49,702	49,702	0	0	0	0	0	0	
WEBER	0	1,174,266	1,174,266	0	1,791,585	0	0	0	0	
SALT LAKE	0	49,351,765	49,351,765	3,000,000	0	0	0	257,367	0	
OGDEN	578,251	2,934,494	3,146,388	751,074	2,682,945	0	0	0	0	
PROVO	0	6,271,469	7,616,673	0	0	0	0	0	0	
LOGAN	82,150	1,162,955	1,296,190	0	0	0	95,457	0	0	
MURRAY	0	1,718,762	1,824,472	0	0	0	0	0	0	
TOTALS	2,514,970	289,330,913	322,478,672	4,205,321	7,252,493	231,328	1,036,037	28,315,055	0	

1-24-95

BEST COPY AVAILABLE

UTAH STATE OFFICE OF EDUCATION
 F4 Statewide Expenditures
 1994-95

32 CAPITAL PROJECTS FUND

6000 OTHER USES OF FINANCIAL SOURCES

	945 Increase to Designated Fund Balance	TOTAL OTHER USES OF FINANCIAL SOURCES	32 CAPITAL PROJECTS FUND
ALPINE	47,435,286	47,425,286	71,854,192
BEAVER	0	0	3,721,631
BOX ELDER	1,041,842	1,391,842	15,280,860
CACHE	0	640,000	6,858,553
CARBON	0	0	1,511,838
DAGGETT	0	3,561	113,504
DAVIS	9,348,780	9,348,780	38,723,145
DUCHESNE	0	0	2,009,634
EMERY	0	940,580	2,728,265
GARFIELD	0	0	286,126
GRAND	0	0	1,136,256
GRANITE	0	1,926,911	16,218,274
IRON	0	16,206	14,097,379
JORDAN	0	26,127,833	106,667,447
JUAB	0	0	438,042
KANE	0	0	693,021
MILLARD	0	557,677	10,838,478
MORGAN	0	193,920	1,028,982
NEBO	0	0	16,565,139
NO. SANPETE	0	0	4,012,042
NO. SUMMIT	0	0	463,791
PARK CITY	1,406,000	1,877,873	5,169,888
PIUTE	0	0	81,208
RICH	201,709	201,709	467,571
SAN JUAN	70,729	694,566	1,581,923
SEVIER	0	0	1,759,925
SO. SANPETE	0	231,328	812,369
SO. SUMMIT	0	0	1,060,840
TINTIC	0	0	2,126,034
TOOELE	435,979	435,979	3,158,538
UINTAH	0	388,080	3,578,660
WASATCH	0	0	510,471
WASHINGTON	5,220,512	5,220,512	20,087,834
WAYNE	0	0	49,702
WEBER	110,546	1,902,131	3,076,397
SALT LAKE	0	3,257,367	52,609,132
OGDEN	0	3,434,019	6,580,407
PROVO	0	0	7,616,673
LOGAN	0	95,457	1,391,647
MURRAY	0	0	1,824,472
TOTALS	476 65,271,383	106,311,617	428,790,290

476

BEST COPY AVAILABLE

UTAH STATE OFFICE OF EDUCATION
F4 Statewide Expenditures
 1994-95

4000 FACILITIES ACQUISITION & CONSTRUCTION SERVICES		40 BUILDING RESERVE FUND		6000 OTHER USES OF FINANCIAL SOURCES		TOTAL	
300 Purchased Professional & Technical Services	400 Purchased Property Services	700 Property	EXPENDITURES, 40 BUILDING RESERVE FUND	930 Interfund Transfers	940 Increase to Reserved Fund Balance	945 Increase to Designated Fund Balance	TOTAL OTHER USES OF FINANCIAL SOURCES
ALPINE	0	0	0	0	0	0	0
BEAVER	0	0	0	0	0	0	0
BOX ELDER	0	0	0	0	0	0	0
CACHE	0	0	0	0	0	0	0
CARBON	0	0	0	0	0	0	0
DAGGETT	0	0	0	0	0	0	0
DAVIS	0	0	0	0	0	0	0
DUCHESNE	0	0	0	0	0	0	0
EMERY	0	0	0	0	0	0	0
GARFIELD	0	0	0	0	0	0	0
GRAND	0	91,038	91,038	0	0	0	0
GRANITE	0	0	0	0	0	0	0
IRON	0	0	0	0	0	0	0
JORDAN	0	0	0	0	0	0	0
JUAB	0	0	0	0	0	0	0
KANE	0	0	0	0	0	0	0
MILLARD	0	0	0	0	0	0	0
MORGAN	8,391	1,210,383	1,218,774	0	0	0	0
NEBO	0	0	0	0	0	0	0
NO. SANPETE	0	0	0	0	0	0	0
NO. SUMMIT	0	131,015	131,015	0	0	0	0
PARK CITY	0	0	0	0	0	0	0
PIUTE	0	0	0	0	0	0	0
RICH	0	0	0	0	0	0	0
SAN JUAN	0	0	0	0	0	0	0
SEVIER	0	0	0	0	0	0	0
SO. SANPETE	0	0	0	0	0	0	0
SO. SUMMIT	0	0	0	445,068	294,373	0	739,441
TINTIC	0	0	0	0	0	0	0
TOOELE	0	0	0	0	0	0	0
UINTAH	0	0	0	0	0	0	0
WASATCH	0	0	0	0	0	0	0
WASHINGTON	0	0	0	0	0	0	0
WAYNE	0	0	0	0	0	0	0
WEBER	0	0	0	0	0	0	0
SALT LAKE	0	188,902	188,902	19,457,844	0	0	19,457,844
OGDEN	0	0	0	0	0	0	0
PROVO	0	974,155	974,155	0	0	0	0
LOGAN	0	0	0	0	0	0	0
MURRAY	0	0	0	0	0	0	0
TOTALS	8,391	1,399,285	2,603,884	19,902,912	294,373	0	20,197,285

-247-

UTAH STATE OFFICE OF EDUCATION
 F4 Statewide Expenditures
 1994-95

40 BUILDING RESERVE FUND

4000 FACILITIES ACQUISITION & CONSTRUCTION SERVICES

40 BUILDING RESERVE FUND	
ALPINE	0
BEAVER	0
BOX ELDER	0
CACHE	0
CARBON	0
DAGGETT	0
DAVIS	0
DUCHESNE	0
EMERY	0
GARFIELD	0
GRAND	91,038
GRANITE	0
IRON	0
JORDAN	0
JUAB	0
KANE	0
MILLARD	0
MORGAN	1,218,774
NEBO	0
NO. SANPETE	0
NO. SUMMIT	131,015
PARK CITY	0
PIUTE	0
RICH	0
SAN JUAN	0
SEVIER	0
SO. SANPETE	0
SO. SUMMIT	739,441
TINTIC	0
TOOBE	0
UINTAH	0
WASATCH	0
WASHINGTON	0
WAYNE	0
WEBER	0
SALT LAKE	19,646,746
OGDEN	0
PROVO	974,155
LOGAN	0
MURRAY	0
TOTALS	480 22,801,169

BEST COPY AVAILABLE

UTAH STATE OFFICE OF EDUCATION
F4 Statewide Expenditures
 1994-95

51 FOOD SERVICES FUND

	100 Salaries	200 Employee Benefits	300-500 Purchased Services	600 Supplies and Materials (except food)	630 Food	700 Property	800 Other Objects	TOTAL EXPENDITURES, 51 FOOD SERVICES FUND
ALPINE	2,318,185	1,005,830	80,175	186,863	2,955,234	183,733	412,350	7,122,370
BEAVER	90,065	52,115	2,988	0	55,710	0	755	201,633
BOX ELDER	923,890	263,590	32,119	14,028	952,949	35,083	67,905	2,289,474
CACHE	1,074,838	460,834	5,805	101,753	965,254	18,730	8,057	2,635,272
CARBON	409,720	200,990	4,454	28,005	587,853	4,310	78	1,235,410
DAGGETT	14,511	8,250	0	0	16,418	0	666	39,845
DAVIS	4,268,209	2,067,629	32,073	374,640	3,599,474	115,921	1,545,767	12,003,713
DUCHESNE	369,499	194,580	78,791	0	399,058	5,521	68,524	1,115,973
EMERY	342,385	179,704	0	27,334	326,786	0	20,135	896,344
GARFIELD	94,849	47,679	3,543	4,756	100,802	3,398	438	255,465
GRAND	114,167	49,450	555	14,166	105,531	0	25,000	308,870
GRANITE	4,546,847	1,307,573	727,278	495,753	4,738,891	184,310	876,601	12,877,253
IRON	488,577	168,231	22,057	35,028	485,251	0	0	1,199,144
JORDAN	5,569,929	2,028,670	373,332	534,178	4,599,376	103,263	16,955	13,225,703
JUAB	145,500	65,683	5,070	10,353	146,122	14,197	2,553	431,365
KANE	139,851	35,067	0	9,481	100,566	0	11,493	296,458
MILLARD	481,363	218,169	770	0	381,913	3,933	37,398	1,123,545
MORGAN	163,971	105,462	8,616	13,659	160,753	1,424	542	454,428
NEBO	1,307,672	566,022	150,852	101,925	1,230,802	59,190	11,249	3,427,712
NO. SANPETE	237,918	108,519	16,599	27,664	236,418	0	2,553	629,671
NO. SUMMIT	76,941	32,304	315	787	68,762	700	0	179,809
PARK CITY	150,599	60,386	1,081	14,239	133,117	9,660	0	369,082
PIUTE	46,473	21,064	156	607	73,464	1,154	0	142,918
RICH	71,784	36,205	1,000	0	54,227	0	1,250	164,466
SAN JUAN	344,213	153,552	144,303	66,774	365,799	6,774	102	1,081,516
SEVIER	440,223	210,210	21,369	53,998	433,788	9,717	13,459	1,182,764
SO. SANPETE	313,457	246,635	6,499	9,333	191,731	1,132	17,735	786,522
SO. SUMMIT	73,187	29,515	3,405	1,296	60,772	0	404	168,579
TINTIC	22,368	7,623	2,320	1,456	16,540	2,837	367	53,511
TOOELE	703,597	162,327	7,243	74,766	701,791	8,216	96,449	1,754,389
UINTAH	671,941	375,236	10,727	28,441	575,520	3,925	8,435	1,674,225
WASATCH	207,642	65,227	29,471	3,010	170,695	8,089	5,409	489,543
WASHINGTON	787,161	397,974	12,614	93,815	1,093,212	58,072	153,825	2,596,673
WAYNE	72,492	33,035	0	2,905	65,777	0	0	174,209
WEBER	1,949,082	877,988	191,012	1,453	2,386,592	64,765	348,955	5,819,846
SALT LAKE	1,754,859	552,195	140,911	191,134	2,445,390	206,771	355,072	5,646,332
OGDEN	1,326,590	492,390	77,436	152,583	1,078,854	131,699	390,163	3,649,716
PROVO	827,955	331,920	65,207	84,012	1,112,418	22,995	352,478	2,796,985
LOGAN	481,806	160,804	10,479	28,339	552,889	37,828	3,328	1,275,473
MURRAY	435,817	144,858	23,548	60,358	528,417	4,509	0	1,197,507
TOTALS	33,860,133	13,525,405	2,274,173	2,848,893	34,254,916	1,311,855	4,898,337	92,973,713

BEST COPY AVAILABLE

485

482

UTAH STATE OFFICE OF EDUCATION
 F4 Statewide Expenditures
 1994-95

51 FOOD SERVICES FUND

6000 OTHER USES OF FINANCIAL SOURCES

	930 Interfund Transfers	940 Increase to Reserved Fund Balance	945 Increase to Designated Fund Balance	TOTAL OTHER USES OF FINANCIAL SOURCES	51 FOOD SERVICES FUND
ALPINE	0	0	0	0	7,122,370
BEAVER	0	0	0	0	201,633
BOX ELDER	0	0	0	0	2,289,474
CACHE	0	4,524	0	4,524	2,639,795
CARBON	0	0	0	0	1,235,410
DAGGETT	0	0	0	0	39,845
DAVIS	0	0	0	0	12,003,713
DUCHESNE	0	0	0	0	1,115,973
EMERY	0	0	0	0	896,344
GARFIELD	0	0	0	0	255,465
GRAND	0	0	0	0	308,870
GRANITE	0	0	0	0	12,877,253
IRON	0	9,307	0	9,307	1,208,451
JORDAN	0	0	0	0	13,225,703
JUAB	0	0	0	0	431,365
KANE	0	0	0	0	296,458
MILLARD	0	2,565	0	2,565	1,126,110
MORGAN	0	0	0	0	454,428
NEBO	0	0	0	0	3,427,712
NO. SANPETE	0	0	0	0	629,671
NO. SUMMIT	0	0	0	0	179,809
PARK CITY	0	4,094	0	4,094	373,176
PIUTE	0	0	0	0	142,918
RICH	0	0	0	0	164,466
SAN JUAN	0	0	0	0	1,081,516
SEVIER	0	0	0	0	1,182,764
SO. SANPETE	0	0	0	0	786,522
SO. SUMMIT	0	0	0	0	168,579
TINTIC	0	0	102	102	53,613
TOOELE	0	0	97,769	97,769	1,852,158
UINTAH	0	0	0	0	1,674,225
WASATCH	0	0	0	0	489,543
WASHINGTON	0	0	0	0	2,596,673
WAYNE	0	0	0	0	174,209
WEBER	0	0	0	0	5,819,846
SALT LAKE	0	0	0	0	5,646,332
OGDEN	0	0	0	0	3,649,716
PROVO	0	0	0	0	2,796,985
LOGAN	0	0	0	0	1,275,473
MURRAY	51,084	0	0	51,084	1,248,591
TOTALS	484	20,490	97,871	169,445	93,143,157

BEST COPY AVAILABLE



UTAH STATE OFFICE OF EDUCATION
F4 Statewide Expenditures
 1994-95

52 - 59 ENTERPRISE FUND(S)

3200 OTHER ENTERPRISE SERVICES										TOTAL EXPEND., 52-
	100 Salaries	200 Employee Benefits	300-500 Purchased Services	600 Supplies and Materials	700 Property	800 Other Objects	59 ENTERPRISE FUND(S)			
ALPINE	451,193	133,791	16,505	45,475	18,441	0	665,405			
BEAVER	0	0	0	0	0	0	0			
BOX ELDER	0	0	0	0	0	0	0			
CACHE	0	0	0	0	0	0	0			
CARBON	0	0	0	0	0	0	0			
DAGGETT	0	0	0	0	0	0	0			
DAVIS	1,143,009	357,614	162,090	72,141	32,934	549,626	2,317,414			
DUCHESNE	0	0	0	0	0	0	0			
EMERY	0	0	0	0	0	0	0			
GARFIELD	0	0	0	0	0	0	0			
GRAND	0	0	0	0	0	0	0			
GRANITE	207,266	67,355	5,783	2,088	396,390	0	673,099			
IRON	114,999	25,276	264,600	66,395	14,515	0	226,968			
JORDAN	0	0	0	0	0	0	264,600			
JUAB	0	0	0	0	0	0	0			
KANE	0	0	0	0	0	0	0			
MILLARD	711	54	7,597	4,064	2,199	4,000	18,625			
MORGAN	0	0	0	46,829	0	0	46,829			
NEBO	0	0	0	0	0	0	0			
NO. SANPETE	0	0	0	0	0	0	0			
NO. SUMMIT	0	0	0	0	0	0	0			
PARK CITY	0	0	0	0	0	0	0			
PIUTE	0	0	0	0	0	0	0			
RICH	0	0	0	0	0	0	0			
SAN JUAN	29,663	7,906	31,085	11,308	21,895	58,710	160,567			
SEVIER	0	0	0	0	0	0	0			
SO. SANPETE	0	0	0	0	0	0	0			
SO. SUMMIT	0	0	0	0	0	0	0			
TINTIC	0	0	0	0	0	0	0			
TOOELE	4,670	1,034	12,095	8,127	731	0	26,657			
UINTAH	0	0	0	0	0	0	0			
WASATCH	0	0	0	0	0	0	0			
WASHINGTON	0	0	0	0	0	0	0			
WAYNE	0	0	0	0	0	0	0			
WEBER	0	0	0	0	0	0	0			
SALT LAKE	0	0	0	0	0	0	0			
OGDEN	111,382	26,710	11,627	65,119	0	0	214,838			
PROVO	0	0	0	0	0	0	0			
LOGAN	0	0	0	0	0	0	0			
MURRAY	0	0	0	0	0	0	0			
TOTALS	2,062,892	619,740	511,381	321,546	487,105	612,336	4,615,001			

52 - 59 ENTERPRISE FUND(S)
 6000 OTHER USES OF FINANCIAL SOURCES

	930 Interfund Transfers	940 Increase to Reserved Fund Balance	945 Increase to Designated Fund Balance	TOTAL OTHER USES OF FINANCIAL SOURCES	52 - 59 ENTERPRISE FUND(S)
ALPINE	0	0	0	0	665,405
BEAVER	0	0	0	0	0
BOX ELDER	0	0	0	0	0
CACHE	0	0	0	0	0
CARBON	0	0	0	0	0
DAGGETT	0	0	0	0	0
DAVIS	0	0	0	0	2,317,414
DUCHESNE	0	0	0	0	0
EMERY	0	0	0	0	0
GARFIELD	0	0	0	0	0
GRAND	0	0	0	0	673,099
GRANITE	0	0	0	0	226,968
IRON	0	0	0	0	264,600
JORDAN	0	0	0	0	0
JUAB	0	0	0	0	0
KANE	0	0	0	0	18,625
MILLARD	0	0	0	0	46,829
MORGAN	0	0	0	0	0
NEBO	0	0	0	0	0
NO. SANPETE	0	0	0	0	0
NO. SUMMIT	0	0	0	0	0
PARK CITY	0	0	0	0	0
PIUTE	0	0	0	0	0
RICH	0	0	0	0	0
SAN JUAN	0	1,325,029	0	1,325,029	1,485,596
SEVIER	0	0	0	0	0
SO. SANPETE	0	0	0	0	0
SO. SUMMIT	0	0	0	0	0
TINTIC	0	0	0	0	0
TOOELE	0	0	0	0	0
UINTAH	0	26,362	0	26,362	53,019
WASATCH	0	0	0	0	0
WASHINGTON	0	0	0	0	0
WAYNE	0	0	0	0	0
WEBER	0	0	0	0	0
SALT LAKE	0	0	0	0	0
OGDEN	0	0	0	0	214,838
PROVO	0	0	0	0	0
LOGAN	0	0	0	0	0
MURRAY	0	0	0	0	0
TOTALS	0	1,325,029	26,362	1,351,391	5,966,392

BEST COPY AVAILABLE

UTAH STATE OFFICE OF EDUCATION
F4 Statewide Expenditures
 1994-95

60 - 69 INTERNAL SERVICE FUND(S)

2900 OTHER SUPPORT SERVICES		60 - 69 INTERNAL SERVICE FUND(S)				TOTAL EXPEND., 60	
	100 Salaries	200 Employee Benefits	300-500 Purchased Services	600 Supplies and Materials	700 Property	800 Other Objects	69 INTERNAL SERVICE FUND(S)
ALPINE	245,474	102,446	11,164,629	108,283	18,096	86,049	11,724,977
BEAVER	0	0	0	0	0	0	0
BOX ELDER	0	0	0	0	0	0	0
CACHE	0	0	0	0	0	0	0
CARBON	0	0	0	0	0	0	0
DAGGETT	0	0	0	0	0	0	0
DAVIS	704,782	273,659	151,769	224,005	29,251	30,009	1,413,475
DUCHESNE	0	0	0	0	0	0	0
EMERY	0	0	0	0	0	0	0
GARFIELD	0	0	0	0	0	0	0
GRAND	0	0	0	0	0	0	0
GRANITE	196,090	60,850	43,881	117,132	16,066	0	434,019
IRON	0	0	0	0	0	0	0
JORDAN	76,262	18,248,577	917,701	5,775	0	0	19,248,315
JUAB	0	0	0	0	0	0	0
KANE	0	0	0	0	0	0	0
MILLARD	0	0	0	0	0	0	0
MORGAN	0	0	0	0	0	0	0
NEBO	0	0	0	0	0	0	0
NO. SANPETE	0	0	0	0	0	0	0
NO. SUMMIT	0	0	0	0	0	0	0
PARK CITY	0	0	0	0	0	0	0
PIUTE	0	0	0	0	0	0	0
RICH	0	0	0	0	0	0	0
SAN JUAN	33,580	11,938	19,152	182,443	0	14,600	261,713
SEVIER	0	0	0	0	0	0	0
SO. SANPETE	0	0	0	0	0	0	0
SO. SUMMIT	0	0	0	0	0	0	0
TINTIC	0	0	0	0	0	0	0
TOOELE	0	0	0	0	0	0	0
UINTAH	0	0	0	0	0	0	0
WASATCH	0	0	0	0	0	0	0
WASHINGTON	0	0	0	0	0	0	0
WAYNE	0	0	0	0	0	0	0
WEBER	0	0	0	0	0	0	0
SALT LAKE	2,356,797	870,101	672,371	1,324,549	63,374	47,171	5,334,363
OGDEN	37,271	13,355	20,473	22,076	5,147	0	98,322
PROVO	0	0	0	0	0	0	0
LOGAN	0	0	0	0	0	0	0
MURRAY	0	81,354	1,824	0	0	0	83,178
TOTALS	3,650,257	19,662,280	12,991,800	1,984,262	131,934	177,829	38,598,362

BEST COPY AVAILABLE

UTAH STATE OFFICE OF EDUCATION
F4 Statewide Expenditures
 1994-95

6000 OTHER		6000 OTHER USES OF FINANCIAL SOURCES		60 - 69 INTERNAL SERVICE FUND(S)	
930 Interfund Transfers	940 Increase to Reserved Fund Balance	945 Increase to Designated Fund Balance	TOTAL OTHER USES OF FINANCIAL SOURCES	60 - 69 INTERNAL SERVICE FUND(S)	INTERNAL SERVICE FUND(S)
ALPINE	0	0	0	11,724,977	0
BEAVER	0	0	0	0	0
BOX ELDER	0	0	0	0	0
CACHE	0	0	0	0	0
CARBON	0	0	0	0	0
DAGGETT	0	0	0	0	0
DAVIS	0	0	0	1,413,475	0
DUCHESNE	0	0	0	0	0
EMERY	0	0	0	0	0
GARFIELD	0	0	0	0	0
GRAND	0	0	0	0	0
GRANITE	0	0	0	434,019	0
IRON	0	0	0	0	0
JORDAN	0	0	0	19,248,315	0
JUAB	0	0	0	0	0
KANE	0	0	0	0	0
MILLARD	0	0	0	0	0
MORGAN	0	0	0	0	0
NEBO	0	0	0	0	0
NO. SANPETE	0	0	0	0	0
NO. SUMMIT	0	0	0	0	0
PARK CITY	0	0	0	0	0
PIUTE	0	0	0	0	0
RICH	0	0	0	0	0
SAN JUAN	0	0	0	0	261,713
SEVIER	0	0	0	0	0
SO. SANPETE	0	0	0	0	0
SO. SUMMIT	0	0	0	0	0
TINTIC	0	0	0	0	0
TOOELE	0	0	0	0	0
UINTAH	0	0	0	0	0
WASATCH	0	0	0	0	0
WASHINGTON	0	0	0	0	0
WAYNE	0	0	0	0	0
WEBER	0	0	0	0	0
SALT LAKE	0	0	0	5,334,363	0
OGDEN	0	0	0	98,322	0
PROVO	0	0	0	0	0
LOGAN	0	0	0	0	0
MURRAY	0	0	0	83,178	0
TOTALS	0	0	0	26,873,385	0

492

BEST COPY AVAILABLE

UTAH STATE OFFICE OF EDUCATION
F4 Statewide Expenditures
 1994-95

71 TRUST FUNDS

--- OTHER OUTLAYS

	100 Salaries	200 Employee Benefits	300-500 Purchased Services	600 Supplies and Materials	700 Property	800 Other Objects	TOTAL EXPENDITURES, 71 TRUST FUNDS
ALPINE	0	0	0	2,513	585,845	0	588,358
BEAVER	0	0	0	0	0	0	0
BOX ELDER	0	0	0	0	0	740,774	740,774
CACHE	0	0	0	0	0	580,969	580,969
CARBON	0	0	0	0	0	0	0
DAGGETT	0	0	0	0	0	0	0
DAVIS	50,496	15,556	248,326	162,105	108,808	4,894	590,185
DUCHESNE	0	0	0	0	1,998	13,974	15,972
EMERY	0	0	0	0	0	0	0
GARFIELD	0	0	0	0	0	0	0
GRAND	0	0	0	0	0	0	0
GRANITE	0	0	0	0	0	0	0
IRON	321,897	110,852	485,957	79,692	63,203	32	1,061,633
JORDAN	2,416	554	14,618	146,686	22,773	0	187,047
JUAB	240	52	49	59	0	5,342	5,742
KANE	0	0	0	0	0	0	0
MILLARD	0	0	150	169	9,042	2,500	11,861
MORGAN	17,425	1,448	14,902	2,692	9,478	4,672	50,617
NEBO	0	0	101,138	1,172	0	0	102,310
NO. SANPETE	0	0	0	0	0	0	0
NO. SUMMIT	0	0	0	0	0	0	0
PARK CITY	0	0	0	0	0	76,708	76,708
PIUTE	0	0	0	0	0	0	0
RICH	0	0	0	0	0	0	0
SAN JUAN	14,148	1,759	101,714	15,849	3,548	1,989	139,007
SEVIER	0	0	0	0	0	0	0
SO. SANPETE	0	0	0	0	0	0	0
SO. SUMMIT	0	0	0	0	0	18,314	18,314
TINTIC	0	0	0	0	0	0	0
TOOELE	0	0	0	0	0	0	0
UINTAH	0	0	0	0	0	62,563	62,563
WASATCH	0	0	0	0	0	0	0
WASHINGTON	0	0	0	0	0	0	0
WAYNE	0	0	6,863	56,598	41,691	17,002	122,154
WEBER	0	0	0	0	0	0	0
SALT LAKE	63,879	12,898	101,895	81,584	25,189	636,019	636,019
OGDEN	0	0	0	0	0	0	0
PROVO	0	0	0	0	0	0	0
LOGAN	0	0	0	0	0	0	0
MURRAY	146,904	40,487	13,845	111,993	11	20,029	333,269
TOTALS	617,405	183,606	1,089,457	661,112	871,586	2,185,780	5,608,947

UTAH STATE OFFICE OF EDUCATION
F4 Statewide Expenditures
 1994-95

71 TRUST FUNDS

6000 OTHER USES OF FINANCIAL SOURCES

	930 Interfund Transfers		940 Increase to Reserved Fund Balance		945 Increase to Designated Fund Balance		TOTAL OTHER USES OF FINANCIAL SOURCES		71 TRUST FUNDS
ALPINE	0	0	0	0	0	0	0	588,358	0
BEAVER	0	0	0	0	0	0	0	0	0
BOX ELDER	0	0	0	9,884	9,884	0	9,884	750,658	0
CACHE	0	0	0	0	0	0	0	580,969	0
CARBON	0	0	0	0	0	0	0	0	0
DAGGETT	0	0	0	0	0	0	0	0	0
DAVIS	0	0	0	0	0	0	0	590,185	0
DUCHESNE	0	0	0	0	0	0	0	15,972	0
EMERY	0	0	0	0	0	0	0	0	0
GARFIELD	0	0	0	0	0	0	0	0	0
GRAND	0	0	0	0	0	0	0	0	0
GRANITE	0	0	0	0	0	0	0	0	0
IRON	0	0	0	37,389	37,389	0	37,389	1,099,022	0
JORDAN	0	0	0	0	0	0	0	187,047	0
JUAB	0	0	0	177	177	0	177	5,919	0
KANE	0	0	0	0	0	0	0	0	0
KANE	0	0	0	0	0	0	0	11,861	0
MILLARD	0	0	0	0	0	0	0	50,617	0
MORGAN	0	0	0	0	0	0	0	1,457,155	0
NEBO	0	0	0	1,457,155	1,457,155	0	1,457,155	102,310	0
NO. SANPETE	0	0	0	0	0	0	0	0	0
NO. SUMMIT	0	0	0	0	0	0	0	0	0
PARK CITY	0	0	0	0	0	0	0	76,708	0
PIUTE	0	0	0	0	0	0	0	0	0
RICH	0	0	0	0	0	0	0	0	0
SAN JUAN	0	0	0	0	0	0	0	139,007	0
SEVIER	0	0	0	0	0	0	0	0	0
SO. SANPETE	0	0	0	0	0	0	0	0	0
SO. SUMMIT	0	0	0	0	0	0	0	18,314	0
TINTIC	0	0	0	0	0	0	0	0	0
TOOELE	0	0	0	0	0	0	0	145,056	0
UINTAH	0	0	0	82,493	82,493	0	82,493	122,154	0
WASATCH	0	0	0	0	0	0	0	0	0
WASHINGTON	0	0	0	0	0	0	0	0	0
WAYNE	0	0	0	0	0	0	0	636,019	0
WEBER	0	0	0	0	0	0	0	287,651	0
SALT LAKE	0	2,206	2,206	0	0	0	2,206	30,001	0
OGDEN	0	0	0	30,001	30,001	0	30,001	0	0
PROVO	0	0	0	0	0	0	0	0	0
LOGAN	0	0	0	0	0	0	0	0	0
MURRAY	0	0	0	0	0	0	0	333,269	0
TOTALS	496	0	2,206	1,617,099	1,617,099	1,619,305	1,619,305	7,228,252	497

BEST COPY AVAILABLE

UTAH STATE OFFICE OF EDUCATION
F4 Statewide Expenditures
 1994-95

76 AGENCY FUNDS

	800 OTHER	6000 OTHER	9000 LIABILITIES	76 AGENCY FUNDS				
TOTAL DELETIONS, TOTAL OTHER USES	OF FINANCIAL SOURCES			9500 Current Liabilities	9590 Other Current Liabilities	9600 Long-Term Liabilities	TOTAL LIABILITIES	76 AGENCY FUNDS
ALPINE	0	0	0	0	0	0	0	0
BEAVER	0	0	0	0	0	0	0	0
BOX ELDER	0	0	0	0	0	0	0	0
CACHE	0	0	0	0	0	0	0	0
CARBON	305,077	0	0	0	0	0	0	305,077
DAGGETT	0	0	0	0	0	0	0	0
DAVIS	0	0	0	0	0	0	0	0
DUCHESNE	0	0	0	0	0	0	0	0
EMERY	37,976	0	0	0	0	0	0	37,976
GARFIELD	0	0	0	0	0	0	0	0
GRAND	0	0	0	0	0	0	0	0
GRANITE	0	0	0	0	0	0	0	0
IRON	0	0	0	0	0	0	0	0
JORDAN	0	0	0	0	0	0	0	0
JUAB	11,259	0	0	0	0	0	0	11,259
KANE	0	0	0	0	0	0	0	0
MILLARD	0	0	0	0	0	0	0	0
MORGAN	0	0	0	0	0	0	0	0
NEBO	33,373	0	0	0	0	0	0	33,373
NEBO	7,686	0	0	0	0	0	0	7,686
NO. SANPETE	0	0	0	0	0	0	0	0
NO. SUMMIT	0	0	0	0	0	0	0	0
PARK CITY	0	0	0	0	0	0	0	0
PIUTE	0	0	0	0	0	0	0	0
RICH	0	0	0	0	0	0	0	0
SAN JUAN	0	0	0	0	0	0	0	0
SEVIER	574,010	0	0	0	0	0	0	574,010
SO. SANPETE	0	0	0	0	0	0	0	0
SO. SUMMIT	0	0	0	0	0	0	0	0
TINTIC	0	0	0	0	0	0	0	0
TOOELE	0	0	0	0	0	0	0	0
UINTAH	0	0	0	0	0	0	0	0
WASATCH	0	0	0	0	0	0	0	0
WASHINGTON	0	0	0	0	0	0	0	0
WAYNE	0	0	0	0	0	0	0	0
WEBER	54,142	0	0	0	0	0	0	54,142
SALT LAKE	1,042,824	0	0	0	0	0	0	1,042,824
OGDEN	0	0	0	0	0	0	0	0
PROVO	3,421,083	0	0	0	0	0	0	3,421,083
LOGAN	0	0	0	0	0	0	0	0
MURRAY	73,000	0	0	0	0	0	0	73,000
TOTALS	5,560,430	0	0	0	0	0	0	5,560,430

UTAH STATE OFFICE OF EDUCATION
F4 Statewide Expenditures
 1994-95

77 STUDENT ACTIVITIES FUND

6000 OTHER 9000 LIABILITIES

TOTAL DELETIONS, TOTAL OTHER USES
 OF FINANCIAL

	77 STUDENT ACTIVITIES FUND	9500 Current Liabilities	9590 Other Current Liabilities	9600 Long-Term Liabilities	TOTAL LIABILITIES	77 STUDENT ACTIVITIES FUND
ALPINE	8,657,961	0	0	0	0	8,657,961
BEAVER	0	0	0	0	0	0
BOX ELDER	0	0	0	0	0	0
CACHE	3,981,250	0	0	0	0	3,981,250
CARBON	824,331	0	0	0	0	824,331
DAGGETT	51,021	0	0	0	0	51,021
DAVIS	0	0	0	0	0	0
DUCHESNE	0	0	0	0	0	0
EMERY	1,057,382	0	0	0	0	1,057,382
GARFIELD	0	0	0	0	0	0
GRAND	0	0	0	0	0	0
GRANITE	0	0	0	0	0	0
IRON	0	0	0	0	0	0
JORDAN	16,141,262	0	0	0	0	16,141,348
JUAB	314,021	280,086	0	0	0	314,021
KANE	0	0	0	0	0	0
MILLARD	0	0	0	0	0	0
MORGAN	92,788	0	0	0	0	92,788
NEBO	4,707,201	0	0	0	0	4,707,201
NO. SANPETE	506,919	0	0	0	0	506,919
NO. SUMMIT	0	0	0	0	0	0
PARK CITY	0	0	0	0	0	0
PIUTE	0	0	0	0	0	0
RICH	0	0	0	0	0	0
SAN JUAN	0	0	0	0	0	0
SEVIER	1,326,297	0	0	0	0	1,326,297
SO. SANPETE	0	0	0	0	0	0
SO. SUMMIT	193,838	0	0	0	0	193,838
TINTIC	0	0	0	0	0	0
TOOELE	1,500,000	0	0	0	0	1,500,000
UINTAH	859,502	0	0	0	0	859,502
WASATCH	0	0	0	0	0	0
WASHINGTON	0	0	0	0	0	0
WAYNE	129,230	0	0	0	0	129,230
WEBER	0	0	0	0	0	0
SALT LAKE	2,866,010	0	0	0	0	2,866,010
OGDEN	0	0	0	0	0	0
PROVO	627,781	0	0	0	0	627,781
LOGAN	0	0	0	0	0	0
MURRAY	0	0	0	0	0	0
TOTALS	43,836,795	280,086	0	0	0	44,116,881

UTAH STATE OFFICE OF EDUCATION
F4 Statewide Expenditures
 1994-95

SUMMARY OF EXPENDITURES

EXPENDITURES & OTHER USES OF FINANCIAL SOURCES	
ALPINE	237,738,503
BEAVER	9,603,438
BOX ELDER	57,689,610
CACHE	56,883,275
CARBON	22,423,074
DAGGETT	2,080,285
DAVIS	247,524,821
DUCHESNE	19,438,084
EMERY	23,156,730
GARFIELD	6,806,562
GRAND	7,585,123
GRANITE	283,247,834
IRON	41,388,800
JORDAN	385,634,243
JUAB	7,167,829
KANE	7,523,099
KANE	29,821,909
MILLARD	10,276,863
MORGAN	83,596,816
NEBO	14,562,367
NO. SANPETE	4,809,506
NO. SUMMIT	20,493,927
PARK CITY	2,871,806
PIUTE	3,636,427
RICH	25,863,657
SAN JUAN	22,327,543
SEVIER	12,499,605
SO. SANPETE	7,650,859
SO. SUMMIT	3,953,049
TINTIC	33,387,478
TOOELE	30,370,779
UINTAH	12,004,287
WASATCH	79,623,942
WASHINGTON	3,543,094
WAYNE	102,721,518
WEBER	192,944,542
SALT LAKE	58,228,378
OGDEN	68,775,256
PROVO	22,541,851
LOGAN	26,000,428
MURRAY	
TOTALS	2,288,397,196

UTAH STATE OFFICE OF EDUCATION
Status of School Bonds and Other Indebtedness of Administrative Units
 1994 - 95

	BONDS OUTSTANDING AT BEGIN OF YEAR	ISSUED FOR NEW CAPITAL OUTLAY	ISSUED FOR		ISSUED FOR REFUNDING BONDS	TOTAL BONDS ISSUED DURING CURRENT YEAR	TOTAL OUTSTANDING PLUS ISSUED	TOTAL BONDS RETIRED DURING YEAR	TOTAL OUTSTANDING AT END OF YEAR
			FUNDING CURRENT FLOATING DEBT	FUNDING DEBT					
ALPINE	61,515,000	73,000,000				73,000,000	134,515,000	7,930,000	126,585,000
BEAVER	9,885,000						9,885,000	305,000	9,580,000
BOX ELDER	35,235,000						35,235,000	2,025,000	33,210,000
CACHE	30,990,000						30,990,000	740,000	30,250,000
CARBON	12,371,318						12,371,318	701,257	11,670,061
DAGGETT	2,025,000						2,025,000	85,000	1,940,000
DAVIS	121,495,000	26,000,000				26,000,000	147,495,000	9,730,000	137,765,000
DUCHESNE	4,355,000						4,355,000	3,000,000	1,355,000
EMERY	4,559,239						4,559,239	451,692	4,107,547
GARFIELD									
GRAND	22,950,000						22,950,000	11,250,000	11,700,000
GRANITE	36,085,000						36,085,000	970,000	35,115,000
IRON	100,700,000	30,000,000				30,000,000	130,700,000	6,300,000	124,400,000
JORDAN	2,225,000						2,225,000	325,000	1,900,000
JUAB	3,218,636						3,218,636	348,906	2,869,730
KANE	17,925,000						17,925,000	1,145,000	16,780,000
MILLARD	4,920,000						4,920,000	145,000	4,775,000
MORGAN	46,000,000						46,000,000	890,000	45,110,000
NEBO	8,100,000						8,100,000	460,000	7,640,000
NO. SANPETE	8,100,000						8,100,000	130,000	7,970,000
NO. SUMMIT	2,055,000						2,055,000	1,295,000	770,000
PARK CITY	20,365,000						20,365,000	25,000	20,340,000
PIUTE	1,258,454						1,258,454	80,000	1,178,454
RICH	2,445,000						2,445,000	395,000	2,050,000
SAN JUAN	2,825,000						2,825,000	615,000	2,210,000
SEVIER	8,315,000						8,315,000	485,598	7,829,402
SO. SANPETE	2,670,598						2,670,598	600,000	2,070,598
SO. SUMMIT	4,745,000						4,745,000	70,000	4,675,000
TINTIC	1,135,000						1,135,000	605,000	530,000
TOOELE	12,595,000						12,595,000	1,360,000	11,235,000
UINTAH	1,360,000						1,360,000	280,000	1,080,000
WASATCH	3,120,000						3,120,000	2,685,045	480,955
WASHINGTON	52,067,244	15,000,000				15,000,000	67,067,244		67,067,244
WAYNE	2,007,711						2,007,711	2,795,000	48,262,711
WEBER	51,740,000						51,740,000	320,000	51,420,000
SALT LAKE	10,000,000	15,000,000				15,000,000	25,000,000	200,000	24,800,000
OGDEN	13,265,000						13,265,000		13,065,000
PROVO	21,515,000	8,000,000				8,000,000	29,515,000	2,120,000	27,395,000
LOGAN	9,675,000						9,675,000	650,000	9,025,000
MURRAY									
TOTALS	747,713,200	167,000,000				167,000,000	914,713,200	61,512,498	853,200,702

504

505

BEST COPY AVAILABLE

UTAH STATE OFFICE OF EDUCATION
Status of School Bonds and Other Indebtedness of Administrative Units
 1994 - 95

	TOTAL INTEREST EXPENSE OUTSTANDING AT YEAR END	SCHOOL BUILDING REVOLVING ACCOUNT BALANCE AT YEAR END	TOTAL INDEBTEDNESS AT CLOSE OF YEAR	TOTAL AMOUNT IN SCHOOL SINKING FUND
ALPINE			126,585,000	
BEAVER	4,921,628		9,580,000	216,182
BOX ELDER			33,210,000	
CACHE		368,220	30,618,220	368,220
CARBON			11,670,061	
DAGGETT			1,940,000	
DAVIS	47,000,297	4,543,218	142,308,218	
DUCHESNE		2,526,412	2,526,412	
EMERY	85,364		1,355,000	
GARFIELD			4,107,547	
GRAND				
GRANITE	514,800		11,700,000	
IRON	23,085,523		35,115,000	
JORDAN		1,833,974	126,233,974	
JUAB			1,900,000	
KANE	852,925		2,869,730	
MILLARD		3,821,415	20,601,415	
MORGAN	2,919,275		4,775,000	
NEBO	30,944,858		45,110,000	
NO. SANPETE			7,640,000	
NO. SUMMIT			1,925,000	
PARK CITY			19,070,000	
PIUTE			1,233,454	
RICH	1,716,322		2,365,000	
SAN JUAN			2,430,000	
SEVIER	2,344,537		7,700,000	
SO. SANPETE	798,987		2,185,000	
SO. SUMMIT			4,145,000	
TINTIC	743,750	743,750	1,808,750	
TOOELE	5,373,345		11,990,000	
UINTAH				
WASATCH			2,840,000	
WASHINGTON			64,382,199	
WAYNE			2,007,711	
WEBER			48,945,000	
SALT LAKE	20,973,175		24,680,000	
OGDEN			13,065,000	
PROVO			27,395,000	
LOGAN			9,025,000	
MURRAY				
TOTALS	142,274,786	13,836,989	867,037,691	584,402

UTAH PUBLIC SCHOOLS
CURRENT EXPENDITURES SUMMARY
FISCAL YEAR 1994-95

DISTRICT	STUDENTS IN ADM ¹	TOTAL CURRENT EXPENDITURES ²	CURRENT EXPENDITURES PER STUDENT IN ADM ¹ (2) / (1)	USOE ADMINISTRATIVE BUDGET ³	ADJUSTED TOTAL CURRENT EXPENDITURES (2) + (4)	ADJUSTED CURRENT EXPENDITURES PER STUDENT IN ADM (5) / (1)
	(1)	(2)	(3)	(4)	(5)	(6)
Alpine	41,520	\$134,282,520	\$3,234	\$1,683,464	\$135,965,984	\$3,275
Beaver	1,437	4,914,927	3,420	61,617	4,976,544	3,463
Box Elder	11,226	36,287,056	3,232	454,921	36,741,977	3,273
Cache	12,950	45,102,330	3,483	565,436	45,667,766	3,526
Carbon	5,005	19,015,936	3,799	238,398	19,254,334	3,847
Daggett	210	1,656,270	7,887	20,764	1,677,034	7,986
Davls	57,897	182,640,864	3,155	2,289,719	184,930,584	3,194
Duchesne	4,568	16,967,662	3,714	212,719	17,180,381	3,761
Emery	3,317	14,189,984	4,278	177,896	14,367,880	4,332
Garfield	1,129	5,272,404	4,670	66,099	5,338,503	4,729
Grand	1,562	6,528,758	4,180	81,849	6,610,608	4,232
Granite	76,844	244,932,087	3,187	3,070,649	248,002,736	3,227
Iron	6,292	21,541,316	3,424	270,058	21,811,374	3,467
Jordan	70,371	236,363,938	3,359	2,963,231	239,327,169	3,401
Juab	1,701	6,032,688	3,547	75,630	6,108,318	3,591
Kane	1,476	6,022,072	4,080	75,497	6,097,569	4,131
Millard	3,866	16,136,811	4,174	202,303	16,339,113	4,226
Morgan	2,036	7,192,253	3,533	90,167	7,282,420	3,577
Nebo	18,332	59,506,686	3,246	746,019	60,252,705	3,287
No. Sanpete	2,395	9,196,194	3,840	115,290	9,311,484	3,888
No. Summit	990	3,853,797	3,893	48,314	3,902,111	3,942
Park City	2,971	12,540,307	4,221	157,214	12,697,521	4,274
Plute	392	2,234,485	5,700	28,013	2,262,498	5,772
Rich	571	2,895,095	5,070	36,295	2,931,390	5,134
San Juan	3,448	20,079,782	5,824	251,735	20,331,517	5,897
Sevier	4,923	18,680,117	3,794	234,188	18,914,305	3,842
So. Sanpete	2,983	10,179,911	3,413	127,623	10,307,534	3,455
So. Summit	1,164	4,998,764	4,294	62,668	5,061,432	4,348
Tintic	248	1,624,382	6,550	20,364	1,644,746	6,632
Tooele	7,420	28,112,232	3,789	352,435	28,464,667	3,836
Uintah	6,644	25,488,761	3,836	319,546	25,808,307	3,884
Wasatch	3,285	10,410,106	3,169	130,509	10,540,615	3,209
Washington	16,480	49,206,169	2,986	616,884	49,823,053	3,023
Wayne	599	3,067,648	5,121	38,458	3,106,106	5,185
Weber	27,552	90,863,887	3,298	1,139,136	92,003,023	3,339
Salt Lake	25,136	100,075,476	3,981	1,254,619	101,330,095	4,031
Ogden	12,708	49,829,878	3,921	624,704	50,454,582	3,970
Provo	13,537	54,840,957	4,051	687,526	55,528,483	4,102
Logan	5,850	19,019,394	3,251	238,441	19,257,835	3,292
Murray	6,749	22,813,055	3,380	286,001	23,099,056	3,423
State Total	467,784	\$1,604,596,954	\$3,430	\$20,116,401	\$1,624,713,361	\$3,473

¹ Average daily membership. Prior to 1994-95, Average Daily Attendance was used as the count of students (estimated by multiplying, district-by-district, ADM by 0.9462).

² As defined by the National Center for Education Statistics. Includes instruction, support services (including student body activities), non-instructional services (including food service and enterprise operations), direct program support, and authorized expenditures in the capital projects fund. Excludes community services, property expenditures, and support for private school students.

³ Prorated on the basis of total current expenditures in column 1.

UTAH PUBLIC SCHOOLS
UNADJUSTED CURRENT EXPENDITURES PER PUPIL IN ADM¹
COMPARISONS OF SELECTED SERVICES AND ACTIVITIES
SCHOOL DISTRICTS RANKED HIGH TO LOW
 FISCAL YEAR 1994-95

Instruction ² (1)		Support Services							
		Students ³ (2)		Instructional Staff ⁴ (3)		District Administration ⁵ (4)		School Administration ⁶ (5)	
District	Per ADM	District	Per ADM	District	Per ADM	District	Per ADM	District	Per ADM
Daggett	\$4,070	Tintic	\$285	San Juan	\$345	Daggett	\$633	Daggett	\$370
Tintic	4,007	Ogden	196	Salt Lake	247	Piute	498	Garfield	367
Piute	3,366	Granite	155	Ogden	226	Tintic	493	Wayne	318
San Juan	3,331	Park City	142	Juab	197	Rich	261	San Juan	309
Rich	3,134	Murray	124	Duchesne	174	Garfield	238	Emery	300
Garfield	3,089	Carbon	118	Tintic	168	Wayne	216	Rich	295
Wayne	3,028	Morgan	113	Daggett	166	Park City	203	Kane	291
Emery	2,737	Provo	112	Cache	155	So. Summit	180	Ogden	276
Kane	2,734	Juab	102	Grand	145	No. Summit	149	Park City	267
Grand	2,685	So. Summit	102	No. Sanpete	145	Beaver	139	Duchesne	265
Millard	2,626	San Juan	100	Piute	141	Morgan	126	No. Summit	256
Park City	2,618			Uintah	140	Grand	113	Grand	255
Provo	2,594	STATE AVG.	98	Provo	138	Kane	105	Beaver	249
Salt Lake	2,538			Granite	137	Wasatch	98	Uintah	243
So. Summit	2,506	Jordan	98	Murray	133	Juab	97	So. Summit	238
No. Summit	2,439	Nebo	95	Alpine	131	No. Sanpete	95	Tintic	235
Tooele	2,435	Washington	94			San Juan	90	Morgan	230
Ogden	2,388	Salt Lake	93	STATE AVG.	126	Carbon	89	Iron	230
Uintah	2,360	Tooele	93			Sevier	85	Millard	227
Logan	2,333	Weber	87	Wayne	119	Millard	65	Washington	225
Wasatch	2,320	Alpine	83	Iron	118	So. Sanpete	63	No. Sanpete	214
So. Sanpete	2,309	No. Summit	80	Davis	117	Murray	63	Carbon	214
Beaver	2,278	Box Elder	80	So. Sanpete	111	Emery	56	Piute	213
No. Sanpete	2,256	Millard	75	Washington	110	Provo	55	Sevier	210
Duchesne	2,229	So. Sanpete	75	So. Summit	107	Duchesne	55	Weber	207
Sevier	2,227	Wayne	73	Morgan	103	Uintah	53	Provo	205
Morgan	2,190	Grand	71	No. Summit	103	Tooele	51	Salt Lake	205
		Davis	66	Weber	102	Iron	43	Cache	200
STATE AVG.	2,184	Uintah	65	Millard	101	Box Elder	37	Tooele	199
		Duchesne	61	Logan	100	Weber	37	Murray	198
Weber	2,179	Cache	59	Beaver	96				
Carbon	2,173	Sevier	52	Park City	95	STATE AVG.	35	STATE AVG.	196
Murray	2,149	Beaver	51	Jordan	95				
Granite	2,120	Emery	50	Tooele	89	Nebo	31	Box Elder	194
Jordan	2,103	Logan	49	Carbon	89	Davis	30	Nebo	186
Box Elder	2,095	Iron	46	Nebo	89	Granite	26	Jordan	185
Cache	2,058	Wasatch	40	Kane	75	Ogden	26	Granite	181
Iron	2,050	No. Sanpete	39	Box Elder	61	Logan	26	Juab	178
Davis	2,050	Rich	26	Emery	52	Cache	21	Davis	174
Juab	2,035	Kane	24	Garfield	52	Washington	18	Alpine	170
Alpine	2,019	Daggett	6	Wasatch	48	Salt Lake	17	So. Sanpete	140
Washington	1,978	Garfield	0	Sevier	46	Alpine	14	Logan	136
Nebo	1,944	Piute	0	Rich	40	Jordan	12	Wasatch	96

¹ Average daily membership. Prior to 1994-95, Average Daily Attendance was used as the count of students (estimated by multiplying, district-by-district, ADM by 0.9462).

² All activities dealing directly with the interaction between teachers and students.

³ Includes expenditures for attendance, social work, guidance, health, and psychological services.

⁴ Includes expenditures for instructional improvement and educational media (library and audiovisual).

⁵ Includes expenditures for board of education members and staff and district executive administration.

⁶ Includes expenditures for the offices of principals, vice-principals, and full-time department chairpersons.

UTAH PUBLIC SCHOOLS
 UNADJUSTED CURRENT EXPENDITURES PER PUPIL IN ADM¹
 COMPARISONS OF SELECTED SERVICES AND ACTIVITIES
 SCHOOL DISTRICTS RANKED HIGH TO LOW
 FISCAL YEAR 1994-95

Support Services (cont'd.)								Other	
Business ²		Operation and Maintenance ³		Student Transportation ⁴		Central and Other District ⁵		Current Expenditures ⁶	
(1)		(2)		(3)		(4)		(5)	
District	Per ADM	District	Per ADM	District	Per ADM	District	Per ADM	District	Per ADM
Daggett	\$300	Daggett	\$1,272	Daggett	\$638	San Juan	\$75	Sevier	\$624
San Juan	166	Tintic	842	Plute	438	Wayne	57	Emery	600
So. Summit	137	Piute	684	Rich	433	Davis	50	Cache	554
Tintic	130	San Juan	612	San Juan	403	Provo	44	No. Sanpete	520
Park City	118	Garfield	530	Millard	253	Jordan	40	Wayne	507
Rich	105	Wayne	523	Wayne	248	Salt Lake	40	Provo	504
No. Summit	99	Millard	492	So. Summit	240	Murray	34	Carbon	472
Grand	96	Rich	490	Park City	231	Carbon	30	Nebo	442
Kane	78	Duchesne	449	No. Summit	218	Weber	29	Tooele	441
Morgan	64	So. Summit	441	Duchesne	208			Juab	440
Iron	60	Kane	434	Emery	195	STATE AVG.	27	Daggett	433
Carbon	58	Grand	434	No. Sanpete	194			Jordan	422
Emery	55	Carbon	408	Tintic	184	Cache	26	Alpine	391
Juab	54	Park City	401	Uintah	178	Nebo	24	San Juan	391
Tooele	49	Sevier	393	Grand	177	Alpine	24	Uintah	390
No. Sanpete	49	Ogden	384	Morgan	157	No. Sanpete	23	Iron	383
Provo	47	No. Summit	365	Box Elder	154	Granite	22	Salt Lake	382
Beaver	43	Uintah	362	Cache	153	Millard	20	Plute	362
Ogden	43	Murray	361	Carbon	150	So. Summit	17	So. Summit	327
Uintah	39	Salt Lake	360	Wasatch	141	Sevier	16		
Garfield	39	Iron	355	Kane	138	Wasatch	11	STATE AVG.	320
Wayne	34	Beaver	352	Garfield	131	Iron	10		
Salt Lake	34	Juab	336	So. Sanpete	130	Grand	7	Morgan	311
Logan	34	Box Elder	320	Iron	127	Uintah	6	Millard	295
Murray	32	Nebo	319	Sevier	123	Ogden	5	Ogden	294
		Tooele	317	Washington	115	Box Elder	5	Rich	288
STATE AVG.	32			Tooele	114	No. Summit	3	Box Elder	267
		STATE AVG.	315	Juab	107	Tintic	1	So. Sanpete	263
Nebo	31			Weber	105	Beaver	0	Davis	253
So. Sanpete	29	Davis	310			Daggett	0	Duchesne	246
Duchesne	27	No. Sanpete	305	STATE AVG.	97	Duchesne	0	Murray	237
Jordan	27	Alpine	295			Emery	0	Weber	234
Davis	27	Weber	295	Alpine	89	Garfield	0	Garfield	223
Washington	27	Jordan	295	Logan	86	Juab	0	Logan	212
Cache	26	Granite	294	Nebo	84	Kane	0	Tintic	204
Weber	24	So. Sanpete	293	Ogden	83	Morgan	0	Kane	201
Granite	24	Provo	279	Davis	78	Park City	0	Grand	198
Box Elder	22	Logan	276	Jordan	77	Plute	0	No. Summit	181
Millard	20	Wasatch	269	Provo	73	Rich	0	Granite	169
Sevier	19	Washington	260	Beaver	71	So. Sanpete	0	Washington	159
Alpine	18	Morgan	238	Salt Lake	65	Tooele	0	Park City	147
Plute	0	Emery	234	Granite	60	Washington	0	Wasatch	147
Wasatch	0	Cache	231	Murray	49	Logan	0	Beaver	140

¹ Average daily membership. Prior to 1994-95, Average Daily Attendance was used as the count of students (estimated by multiplying, district-by-district, ADM by 0.9462).
² Includes expenditures for fiscal services, purchasing, warehousing, and printing.
³ Includes expenditures for maintenance and operation of buildings and equipment, vehicle servicing, and security services.
⁴ Includes expenditures for supervision, vehicle operation, monitoring, and vehicle servicing and maintenance.
⁵ Includes expenditures for planning, research, development, evaluation, information, staff, and data processing.
⁶ Food Services, Enterprise, Trust, Agency, and Student Activities funds.

UTAH PUBLIC SCHOOLS
CURRENT EXPENDITURES PER PUPIL IN ADM¹
COMPARISONS OF SELECTED SERVICES AND ACTIVITIES
SCHOOL DISTRICTS RANKED HIGH TO LOW
FISCAL YEAR 1994-95

TOTAL CURRENT EXPENDITURES, LESS OTHER ²		TOTAL CURRENT EXPENDITURES, UNADJUSTED ³		TOTAL CURRENT EXPENDITURES, PLUS USOE ⁴	
(1)		(2)		(3)	
District	Per ADM	District	Per ADM	District	Per ADM
Daggett	\$7,454	Daggett	\$7,887	Daggett	\$7,986
Tintic	6,346	Tintic	6,550	Tintic	6,632
San Juan	5,432	San Juan	5,824	San Juan	5,897
Piute	5,339	Piute	5,700	Piute	5,772
Rich	4,782	Wayne	5,121	Wayne	5,185
Wayne	4,615	Rich	5,070	Rich	5,134
Garfield	4,447	Garfield	4,670	Garfield	4,729
Park City	4,074	So. Summit	4,294	So. Summit	4,348
Grand	3,982	Emery	4,278	Emery	4,332
So. Summit	3,967	Park City	4,221	Park City	4,274
Millard	3,879	Grand	4,180	Grand	4,232
Kane	3,879	Millard	4,174	Millard	4,226
No. Summit	3,712	Kane	4,080	Kane	4,131
Emery	3,678	Provo	4,051	Provo	4,102
Ogden	3,627	Salt Lake	3,981	Salt Lake	4,031
Salt Lake	3,599	Ogden	3,921	Ogden	3,970
Provo	3,547	No. Summit	3,893	No. Summit	3,942
Duchesne	3,468	No. Sanpete	3,840	No. Sanpete	3,888
Uintah	3,446	Uintah	3,836	Uintah	3,884
Tooele	3,348	Carbon	3,799	Carbon	3,847
Carbon	3,328	Sevier	3,794	Sevier	3,842
No. Sanpete	3,319	Tooele	3,789	Tooele	3,836
Beaver	3,280	Duchesne	3,714	Duchesne	3,761
Morgan	3,221	Juab	3,547	Juab	3,591
Sevier	3,170	Morgan	3,533	Morgan	3,577
So. Sanpete	3,149	Cache	3,483	Cache	3,526
Murray	3,143				
		STATE AVG.	3,430	STATE AVG.	3,473
STATE AVG.	3,110				
		Iron	3,424	Iron	3,467
Juab	3,107	Beaver	3,420	Beaver	3,463
Weber	3,064	So. Sanpete	3,413	So. Sanpete	3,455
Iron	3,041	Murray	3,380	Murray	3,423
Logan	3,040	Jordan	3,355	Jordan	3,397
Wasatch	3,022	Weber	3,298	Weber	3,339
Granite	3,019	Logan	3,251	Logan	3,292
Box Elder	2,966	Nebo	3,246	Nebo	3,287
Jordan	2,933	Alpine	3,234	Alpine	3,275
Cache	2,928	Box Elder	3,232	Box Elder	3,273
Davis	2,901	Granite	3,187	Granite	3,227
Alpine	2,843	Wasatch	3,169	Wasatch	3,209
Washington	2,827	Davis	3,155	Davis	3,194
Nebo	2,804	Washington	2,986	Washington	3,023

¹ Average daily membership. Prior to 1994-95, Average Daily Attendance was used as the count of students (estimated by multiplying, district-by-district, ADM by 0.9462).

² Food Services, Enterprise, Trust, Agency, and Student Activities funds.

³ As defined by the National Center for Education Statistics.

⁴ Includes Utah State Office of Education administrative funds.

511

GLOSSARY OF TERMS

ADULT EDUCATION - Organized public educational programs, other than regular full-time and summer elementary and secondary day school, which provide opportunities for adult and out-of-school youth who have not graduated to further their education.

AIDE - A person who acts as an assistant to a teacher to assist with routine activities. The assignment may include making minor decisions regarding students such as monitoring, conducting rote exercises, operating equipment, and clerical duties.

ALTERNATIVE HIGH SCHOOL - A nonstandard high school for students with special needs, interests, or learning styles.

APPLIED TECHNOLOGY EDUCATION - Organized educational programs, services, and activities which are directly related to the preparation of individuals for paid or unpaid employment or additional preparation for a career requiring other than a baccalaureate or advanced degree.

APPROPRIATION - An authorization granted by a legislative body to make expenditures and incur obligations for specific purposes.

ASSESSED VALUATION - The total value of property subject to the ad valorem property tax in a taxing entity (such as a school district). Related terms:

Taxable Property - Property which is subject to assessment and taxation according to its value, but it does not include monies, credits, bonds, stocks, representative property, franchises, goodwill, copyrights, patents, or other intangibles.

Fair Market Value - The amount at which property would change hands between a willing buyer and a willing seller, neither being under any compulsion to buy or sell and both having reasonable knowledge of the relevant facts. Fair Market Value includes the adjustment for intangibles for real property assessed by the county assessor. (Intangible values may lessen the actual amount that may be received in a particular sales transaction.)

Taxable Value - Fair Market Value less any applicable reduction allowed for residential property. From January 1, 1994, forward, the residential exemption is 32 percent, U. C. 59-2-103(2).

ASSESSED VALUATION, ADJUSTED - The Utah Neighborhood Redevelopment Act allows redevelopment agencies (RDA's) to receive tax increment funds (taxes raised as a result of increased value or tax rate in relation to the established redevelopment project's base tax year) to finance redevelopment projects. This is also known as Tax Increment Financing or TIF. As tax increment dollars are sent to redevelopment agencies and not to taxing entities, the equivalent valuation (or redevelopment valuation adjustment) of those increment dollars must be reduced. An **ADJUSTED** assessed value (the assessed value less the adjustment for redevelopment) is the value taxing entities use to multiply by the tax rate and estimated collection rate to determine an estimated dollar yield.

ASSESSED VALUATION PER PUPIL, ADJUSTED - The adjusted assessed valuation per pupil is the adjusted assessed valuation for a school district divided by the district's total average daily membership (ADM).

AVERAGE DAILY ATTENDANCE (ADA) - The aggregate attendance of a school during a reporting period (normally a school year) divided by the number of days school is in session during this period. Only days on which the pupils are under the guidance and direction of teachers are considered days in session. ADA data were no longer reported after 1982-83 and average daily attendance is estimated to be 0.9462 of Average Daily Membership.

AVERAGE DAILY MEMBERSHIP (ADM) -

Membership - The number of pupils on the current roll of a class or school as of a given date.

Aggregate Days of Membership - The sum of all days of membership of all students during a school year (990 hours of instruction).

Average Daily Membership (ADM) - The aggregate days of membership divided by the number of days school is in session. Only days on which pupils are under the guidance and direction of teachers are considered as days in session.

AVERAGE CONTRACT SALARY - The weighted arithmetic mean of the total amount regularly paid or stipulated to be paid to individuals such as classroom teachers, substitute teachers, principals, supervisors, and other instructional personnel.

It includes the regular salaries for full-time and part-time employees considered to be in positions of a permanent nature. It does not include employee benefits or career ladder monies.

BASIC STATE-SUPPORTED SCHOOL PROGRAM - All educational programs for kindergarten, elementary, and secondary school students which are funded by multiplying the number of weighted pupil units (WPU) for each district by the current value of the WPU.

CAPITAL OUTLAY - An expenditure that results in the acquisition of fixed assets or additions to fixed assets which are presumed to have benefits for more than one year. It is an expenditure for land or existing buildings; improvements of ground; construction of buildings; additions to buildings; remodeling of buildings; or initial, additional, and replacement of equipment, furniture and fixtures, machinery, vehicles, and media materials.

CATEGORICAL PROGRAMS - State aid that is designated for specific purposes. Examples would be transportation aid, special education aid, and aid for applied technology education.

CERTIFICATED PERSONNEL - Professional personnel required to hold an official certificate issued by the State Board of Education.

CLASS SIZE - The membership of a class at a given date.

CLASSIFIED PERSONNEL - Personnel who are not required to hold an official certificate from the State Board of Education. Classified personnel include such positions as secretaries, aides, custodians, bus drivers, food service workers, etc.

CLASSROOM TEACHER - A school staff member assigned the professional activities of instructing pupils.

CURRENT EXPENDITURES (ELEMENTARY/SECONDARY) - Funds for maintaining and operating regular local day schools excluding capital outlay, debt, and interest on school debt. These expenditures include such items as salaries and benefits, fixed charges, student transportation, school books and materials, and energy costs.

CURRENT EXPENDITURES FOR OTHER PROGRAMS - Current expenses for summer schools, adult education, post-high school vocational education, personnel retraining, and community services including day care, services to private school pupils, community centers, recreational activities, public libraries, etc., when operated by school districts and not part of the regular public elementary and secondary day school program.

CURRENT EXPENDITURES PER PUPIL IN AVERAGE DAILY ATTENDANCE - Current expenditures (elementary/secondary) for the regular school year divided by a count of full-time pupils in attendance (or full-time equivalency of pupils) for the year. This includes state, local, and federal revenue.

DEBT SERVICE - Expenditures for retirement of long-term debt including principal and interest.

DROPOUT - An individual in grades 7-12 who:

- (1) Was enrolled in public school at some time during the previous school year.
- (2) Was not enrolled within five school days of the start of the current school year.
- (3) Has not graduated from high school or completed a state- or district-approved education program.
- (4) Does not meet any of the following exclusionary conditions: (a) transfer to another public school district, home school, private school, or state- or district-approved educational program; (b) temporary absence due to suspension or school-approved illness; or © death.

DROPOUT RATE - The percentage of dropouts under 22 years of age eligible to be enrolled in grades seven through twelve.

Annual Dropout Rate - Also called the single-year event dropout rate, it is the proportion of students who leave school without completing high school during a specific 1-year period. This rate allows for annual comparisons and pinpointing when students drop out. It is an indication of the effectiveness of intervention programs over time.

EARLY GRADUATION - A curriculum program which allows students the option to complete high school graduation requirements at the conclusion of the eleventh grade or prior to the conclusion of the 12th grade.

ELEMENTARY SCHOOL - A school classified as elementary by state and local practice and composed of any span of grades K-6.

EXPENDITURES - Charges incurred, whether paid or unpaid, which are presumed to be of benefit in the current fiscal year. For elementary/secondary schools, these include all expenditures for current outlays plus capital outlays and interest on school debt.

FALL ENROLLMENT - The total number of students (a headcount) registered on or about October 1st of each year.

FOUNDATION PROGRAM - A state equalization aid program that typically guarantees a certain foundation level of expenditure for each student together with a minimum tax rate that each school district must levy for education purposes. The difference between what a local school district raises at the minimum tax rate and the foundation expenditure is made up in state aid.

FULL TIME EQUIVALENT (FTE) - Hours of work assigned to a given position divided by the hours of work assigned to a full-time position with "1.00" representing one FTE position.

FUND - An independent accounting entity with its own assets, liabilities, and fund balance. Generally, funds are established to account for financing of specific activities of an agency's operations.

GENERAL EDUCATIONAL DEVELOPMENT (GED) RECIPIENT - A person who has obtained certification of high school completion equivalency by meeting state requirements and passing an approved exam which is intended to provide an appraisal of the person's achievement or performance in the broad subject matter areas usually required for high school graduation.

HIGH SCHOOL - A secondary school offering the final years of high school work necessary for graduation, usually including grades 10-12, grades 9-12, or grades 7-12 in some small school districts.

HIGH SCHOOL GRADUATES -

Regular Graduates - Those graduates who receive a regular high school diploma upon completion of the Carnegie Units or other performance requirements in a traditional high school program (alternative high school graduates are included).

Other Completers - Those graduates receiving an exiting credential certifying high school attendance or completion of a secondary program without having completed all the state-mandated Carnegie Units or testing requirements for a regular high school diploma. (Special Education program recipients who do not have the same requirements as regular high school programs are included.)

INSTRUCTIONAL STAFF - Includes all public elementary and secondary day school positions that are in the nature of teaching or in the improvement of the teaching-learning situation. This includes consultants or supervisors of instruction, curriculum specialists, principals, teachers, guidance personnel, librarians, psychological personnel, and others required to possess educational certification. Excluded are instructional aides, administrative staff, attendance personnel, and clerical personnel.

INTEREST ON SCHOOL DEBT - The amount spent by and for local education agencies for interest payments on bonds and short- and long-term loans. School housing authority interest payments are also included.

JUNIOR HIGH SCHOOL - A separately organized and administered secondary school intermediate between the elementary and senior high schools usually including grades 7-9 or grades 7-8.

LEA - A local education agency.

LEEWAY PROGRAM - A state-supported voted leeway program or board leeway program authorized under Section 53A-17a-133 or 134 of the Utah Code that allows districts to levy additional taxes in support of the Basic School Program.

MAINTENANCE AND OPERATION (M & O) - Expenditures for the regular operation of local education agencies such as expenditures for administration, instruction, attendance, and health services; transportation; operation and maintenance of plant; and fixed charges. Also called Current Operating Expenditures.

MIDDLE SCHOOL - A separately organized and administered intermediate school that includes some combination of elementary grades 4-6 and secondary grades 7-9.

MINIMUM BASIC TAX RATE - The tax rate that each school district must impose to contribute to the cost of the basic program, authorized under Section 53A-17a-135 of the Utah Code.

NECESSARILY EXISTENT SMALL SCHOOLS - A school which, due to isolation or other reasons, cannot reasonably merge with another school and has both of the following:

- (1) Average daily membership that does not exceed:
 - (a) 160 for elementary schools, including kindergarten at a weighting of .55 per average daily membership;
 - (b) 400 for junior high and qualified middle schools;
 - (c) 450 for senior high schools; or,
 - (d) 600 for six year high schools containing grades 7-12.
- (2) One-way bus travel over State Board approved bus routes from the school to the nearest school within the district of the same type requiring: (a) students in kindergarten through grade 6 to travel more than 45 minutes or (b) students in grades 7 through 12 to travel more than 1 hour and 15 minutes.

NONREVENUE RECEIPTS - The amount received by local education agencies from the sale of bonds, real property, or equipment; it also includes loans and proceeds from insurance adjustments.

PART-TIME STUDENT - A student carrying less than a full course load as determined by the State Board or the local board of education.

PRIVATE SCHOOL OR INSTITUTION - A school or institution which is controlled by an individual or agency other than a governmental entity, which is usually supported primarily by other than public funds, and the operation of whose program rests with other than publicly elected or appointed officials.

PROPERTY TAX - The sum of money collected from an ad valorem tax levied against the taxable value of property.

PUPIL-TEACHER RATIO - The count of pupils over a given period of time divided by the full-time equivalent number of classroom teachers serving these pupils during the same period.

RACIAL/ETHNIC GROUP - Classification indicating general racial or ethnic heritage.

American Indian or Alaskan Native - A person having origins in any of the original peoples of North America.

Asian - A person having origins in any of the original peoples of the Far East or Southeast Asia. This area includes, for example, China, Japan, Korea, Taiwan, Burma, Cambodia, Indonesia, Java, Malaysia, Laos, Thailand, Vietnam, and the Philippine Islands.

Black, not of Hispanic Origin - A person having origins in any of the Black racial groups in Africa.

Hispanic - A person of Mexican, Puerto Rican, Cuban, Central or South American, or other Spanish language culture or origin regardless of race.

Pacific Islander - A person having origins in the Pacific Island. This area includes Fiji, Guam, Hawaii, Moorea, New Zealand, Samoa, Tahiti, and Tonga.

White, not of Hispanic Origin - A person having origins in any of the original peoples of Europe, North Africa, the Middle East, or the Indian subcontinent.

REGULAR DAY SCHOOL - Programs for regular day school students from kindergarten through grade 12.

REVENUES - All funds received from external sources, net of refunds and correcting transactions. Noncash transactions such as receipt of services, commodities, or other receipts "in kind" are excluded. Funds received from the issuance of debt, liquidation of investments, and nonroutine sale of property are also excluded.

SCHOOL DISTRICT - A local education agency directed by an elected local board of education that exists primarily to operate public schools or to contract for public school services.

SCHOOL YEAR - A minimum of 990 hours of instruction in each of grades 2 through 12 required to qualify for full minimum funding; the 990 hours shall be scheduled during the 12-month period beginning July 1. The school year for kindergarten and first grade is shorter: (1) the kindergarten program is a half-day program providing a minimum of 450 hours of instruction during a school year to qualify for full minimum school funding; (2) in grade one, the school shall provide a minimum of 810 hours of instruction during a school year to qualify for full minimum school funding.

SECONDARY SCHOOL - A school classified as secondary by state and local practice and composed of any span of grades 7 through 12. Both junior high schools and senior high schools are included.

SPECIAL EDUCATION - Direct instructional activities or special learning experiences designed primarily for students identified as having certain disabilities. Such services are provided to qualifying children with the following conditions: learning disabled, speech pathology, visually impaired, intellectually disabled, behavior disorders, mild moderate disabled, severely disabled, hearing impaired, and physically impaired.

STATE-SUPPORTED MINIMUM SCHOOL PROGRAM - School programs for elementary and secondary schools.

USOE - Utah State Office of Education

WEIGHTED PUPIL UNIT (WPU) - The unit of measure of factors computed in accordance with the Minimum School Program Act for the purpose of determining the costs of the total basic school program on a uniform basis for each district.

YEAR-END ENROLLMENT - The total number of students registered on or about the end of the regular school year.



U.S. DEPARTMENT OF EDUCATION
Office of Educational Research and Improvement (OERI)
Educational Resources Information Center (ERIC)



NOTICE

REPRODUCTION BASIS

This document is covered by a signed "Reproduction Release (Blanket)" form (on file within the ERIC system), encompassing all or classes of documents from its source organization and, therefore, does not require a "Specific Document" Release form.

This document is Federally-funded, or carries its own permission to reproduce, or is otherwise in the public domain and, therefore, may be reproduced by ERIC without a signed Reproduction Release form (either "Specific Document" or "Blanket").