

DOCUMENT RESUME

ED 414 323

TM 027 845

AUTHOR Paredes, Theresa  
 TITLE Feedback. Texas Academic Skills Program (TASP) Data Summary. Publication Number 96.13.  
 INSTITUTION Austin Independent School District, TX. Dept. of Accountability, Student Services, and Research.  
 PUB DATE 1997-08-00  
 NOTE 17p.  
 PUB TYPE Reports - Evaluative (142)  
 EDRS PRICE MF01/PC01 Plus Postage.  
 DESCRIPTORS \*Achievement Tests; College Students; \*Feedback; \*High School Graduates; High Schools; Higher Education; Mathematics Education; Public Schools; Readiness; Reading Skills; \*State Programs; \*Testing Programs; Writing (Composition)  
 IDENTIFIERS \*Austin Independent School District TX; \*Texas Academic Skills Program

ABSTRACT

The Texas Academic Skills Program (TASP) measures reading, mathematics, and writing skills through multiple-choice test items and a writing test essay. It is administered, by law, to students entering Texas public institutions of higher education before they complete 9 semester hours. Passing all sections indicates a general readiness to perform college-level work. Students must pass all sections of the TASP by the time they have earned 60 semester hours or they may not earn an associate's degree or take upper-level work. Report data from the Texas Higher Education Coordinating Board have been summarized in this document to provide information about TASP results for students from the Austin Independent School District (AISD) for the district as a whole and for the individual high schools. Of the 2,887 AISD graduates reported, 32% were first-time TASP takers. Of these, 81.8% passed reading, 74.9% passed mathematics, 85.1% passed writing, and 62.9% passed all 3 tests. Figures 2 through 13 reflect the performance of students from individual AISD high schools. (SLD)

\*\*\*\*\*  
 \* Reproductions supplied by EDRS are the best that can be made \*  
 \* from the original document. \*  
 \*\*\*\*\*

U.S. DEPARTMENT OF EDUCATION  
Office of Educational Research and Improvement  
EDUCATIONAL RESOURCES INFORMATION  
CENTER (ERIC)

- This document has been reproduced as received from the person or organization originating it.
- Minor changes have been made to improve reproduction quality.

- Points of view or opinions stated in this document do not necessarily represent official OERI position or policy.

PERMISSION TO REPRODUCE AND  
DISSEMINATE THIS MATERIAL  
HAS BEEN GRANTED BY

H. Williams

TO THE EDUCATIONAL RESOURCES  
INFORMATION CENTER (ERIC)

# FEEDBACK

## TEXAS ACADEMIC SKILLS PROGRAM (TASP) DATA SUMMARY

AUTHOR:

Theresa Paredes  
Evaluation Associate

96.13  
Office of Program Evaluation

August 1997  
Austin Independent School District

# FEEDBACK

**Author:**  
Theresa Paredes, Evaluation Associate

## TEXAS ACADEMIC SKILLS PROGRAM (TASP) DATA SUMMARY

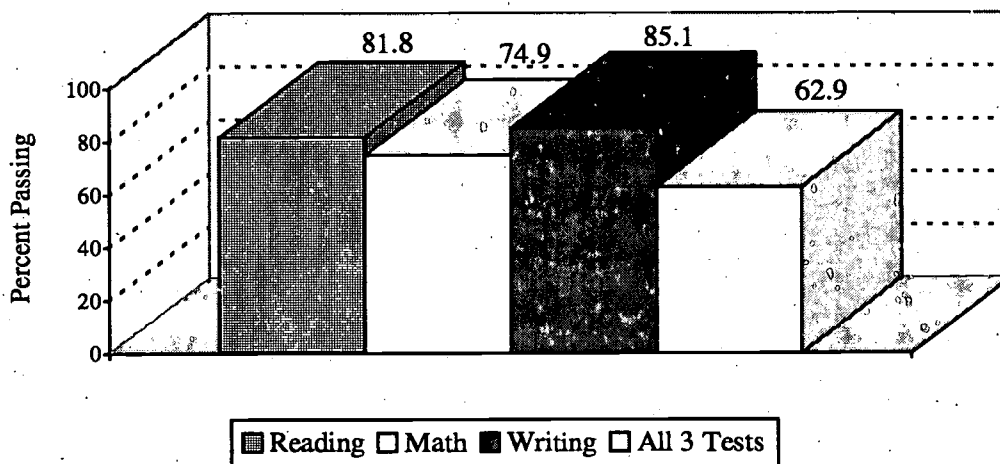
**Office of Program Evaluation:**  
Holly Williams, Assistant Director

The Student Texas Academic Skills Program (TASP) Test measures reading, mathematics, and writing skills. Each section is comprised of 40-50 multiple-choice test items. The writing section also requires students to produce an essay. It is administered, by law, to students entering public institutions of higher education before they complete nine semester hours. Passing all sections demonstrates a general readiness to perform all college level work. Students must pass all sections of the TASP by the time they have earned 60 semester hours or they may not earn an associate's degree or take upper-level course work.

It is required by Texas Education Code (54.403) that each year high schools receive information about the performance of their graduates during the first year the students are enrolled at a Texas public college or university. Report data provided by the Texas Higher Education Coordinating Board (THECB) in collaboration with the Texas Education Agency (TEA) have been summarized to reveal the following information about former AISD TASP takers.

Figures 1 through 13 contain percent passing TASP Reading, Math, Writing, and All 3 tests for the district and for each high school that had graduates who entered public higher education in 1994-95 or 1995-96 and also took the TASP test. Please note that report data may not reflect *fully* the preparedness level of a high school's 1994-95 graduating class, but the data may still serve as a credible index of high school graduate college-preparedness levels.

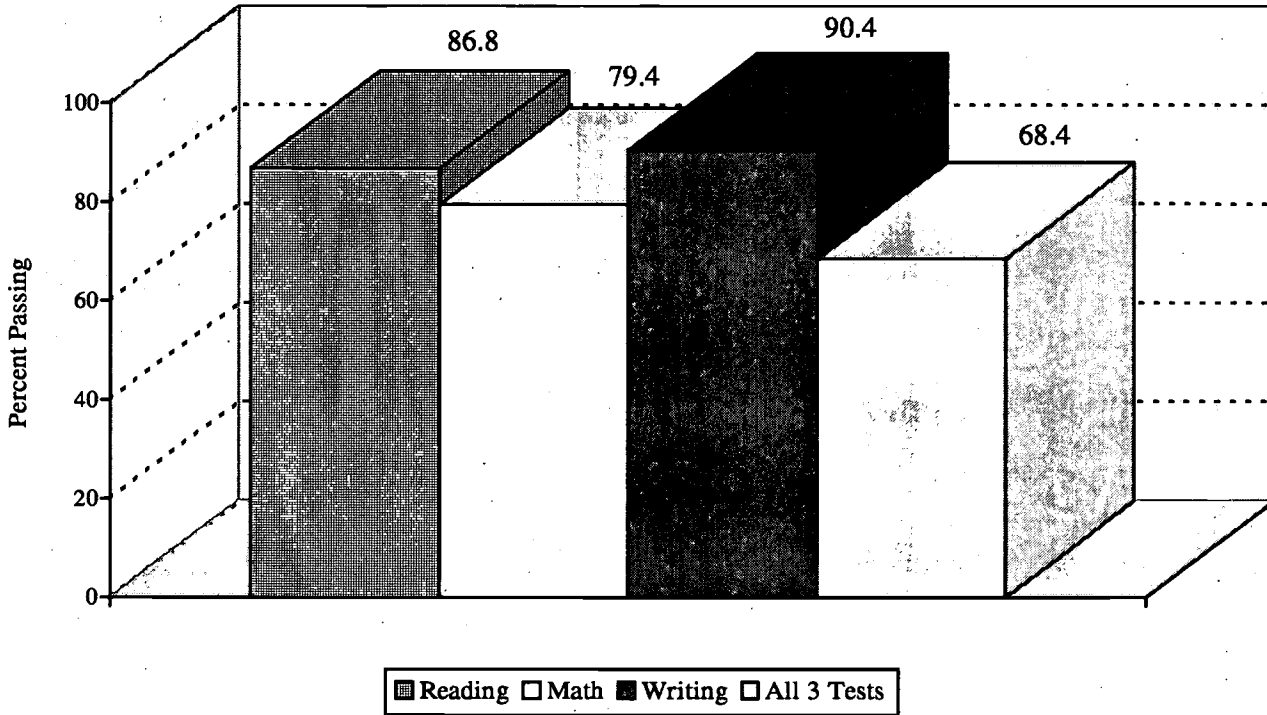
Figure 1: Percent Passing TASP Reading, Math, Writing, and All 3 Tests for the District



Of the 2,887 1994-95 AISD graduates reported, 917 (32%) were first time TASP test takers. Of these, most (81.8%) passed reading, three fourths (74.9%) passed math, a vast majority (85.1%) passed writing, and slightly less than two thirds (62.9%) passed all three tests. Student performance varied across campuses. For a look at the performance of students from each high school, refer to figures 2 through 13.

FIGURE 2  
**ANDERSON HIGH SCHOOL**  
1994-95 Graduates

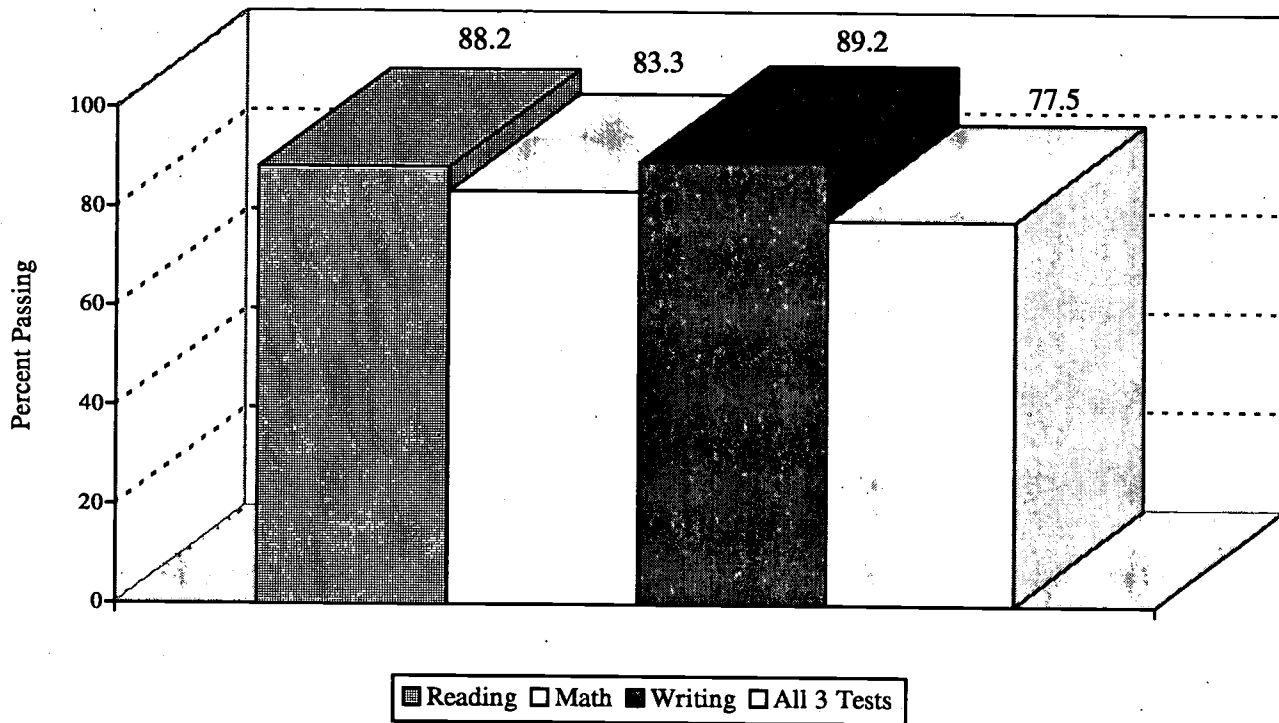
Percent Passing TASP Reading, Math, Writing, and All 3 Tests



Of the 289 1994-95 Anderson graduates reported, 136 (47%) were first time TASP test takers. Of these, most (86.8%) passed reading, more than three fourths (79.4%) passed math, nearly all (90.4%) passed writing, and two out of three (68.4%) passed all three tests.

FIGURE 3  
**AUSTIN HIGH SCHOOL**  
1994-95 Graduates

Percent Passing TASP Reading, Math, Writing, and All 3 Tests



Of the 342 1994-95 Austin graduates reported, 102 (30%) were first time TASP test takers. Of these, most (88.2%) passed reading, 83.3% passed math, a vast majority (89.2%) passed writing, and three fourths (77.5%) passed all three tests.

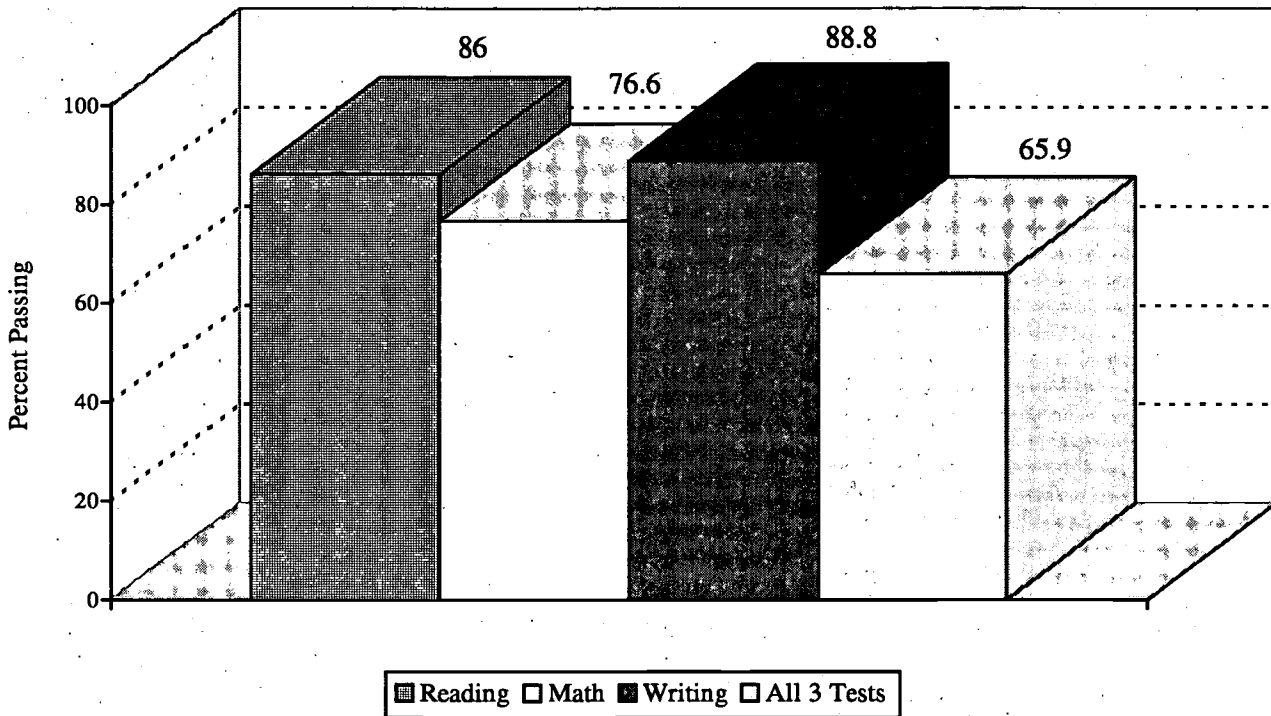
**THIS PAGE INTENTIONALLY LEFT BLANK**

FIGURE 4

# BOWIE HIGH SCHOOL

1994-95 Graduates

Percent Passing TASP Reading, Math, Writing, and All 3 Tests



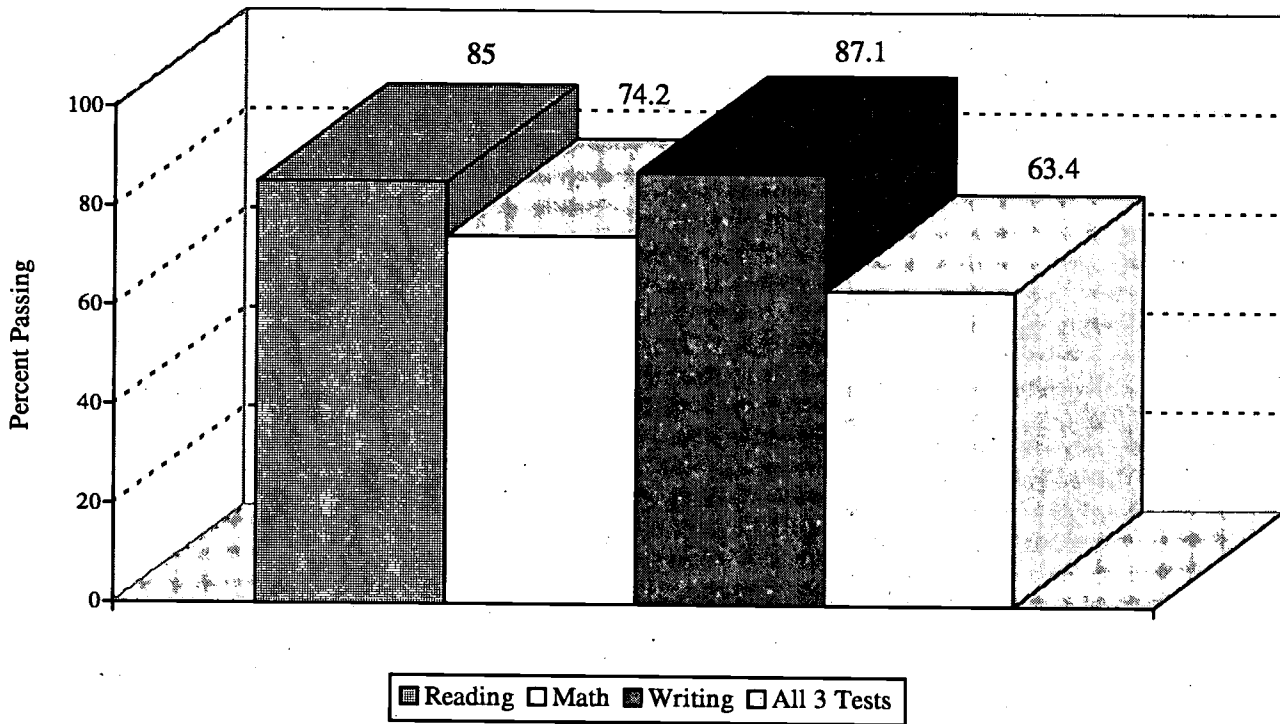
Of the 501 1994-95 Bowie graduates reported, 214 (43%) were first time TASP test takers. Of these, most (86%) passed reading, 76.6% passed math, a vast majority (88.8%) passed writing, and two thirds (65.9%) passed all three tests.

FIGURE 5

# CROCKETT HIGH SCHOOL

1994-95 Graduates

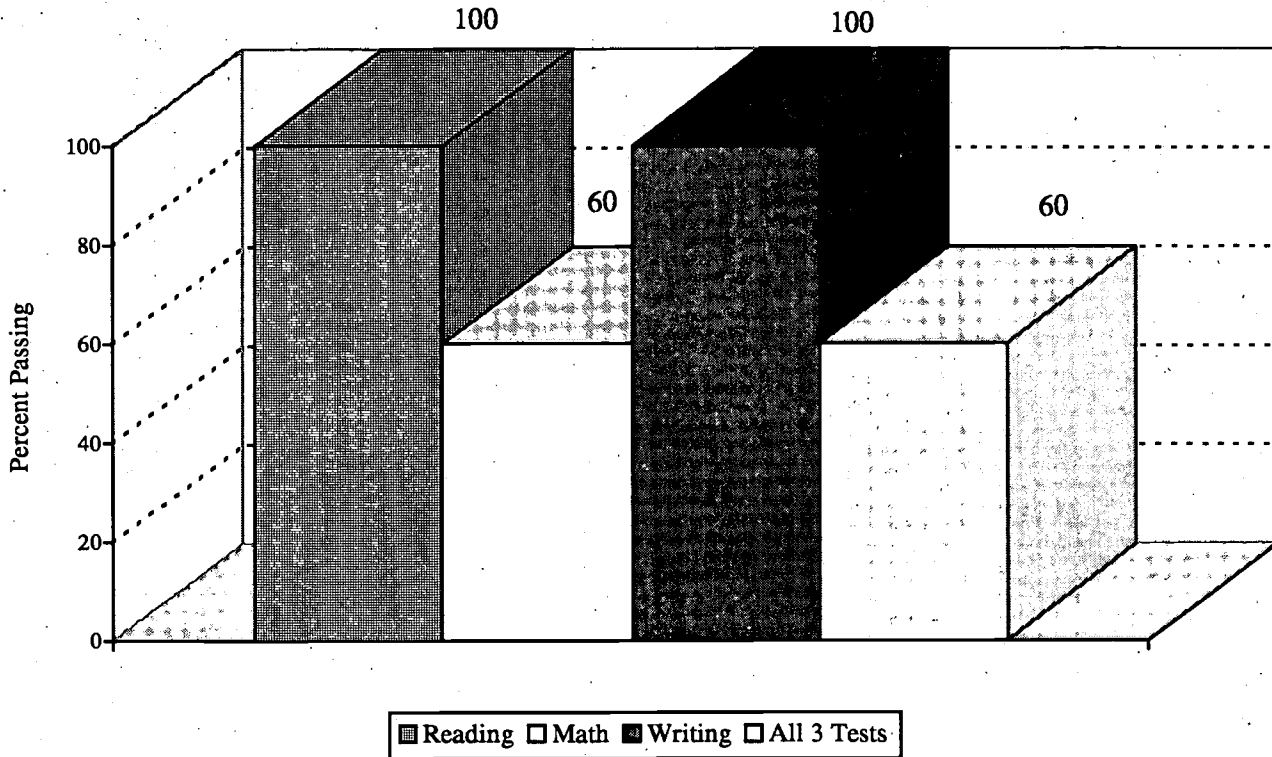
Percent Passing TASP Reading, Math, Writing, and All 3 Tests



Of the 246 1994-95 Crockett graduates reported, 93 (38%) were first time TASP test takers. Of these, most (85%) passed reading, 74.2% passed math, a vast majority (87.1%) passed writing, and the majority (63.4%) passed all three tests.



FIGURE 6  
**EVENING HIGH SCHOOL**  
 1994-95 Graduates  
 Percent Passing TASP Reading, Math, Writing, and All 3 Tests



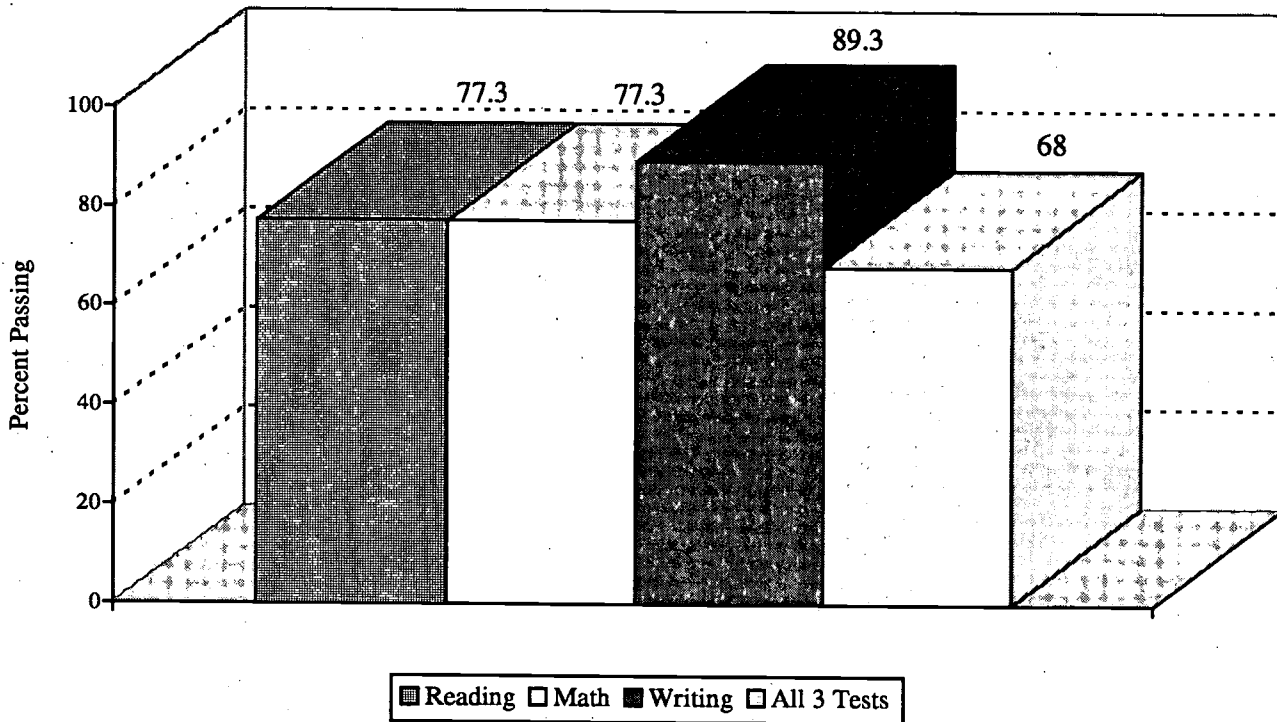
Of the 41 1994-95 Evening high school graduates reported, 5 (12%) were first time TASP test takers. Of these, all (100%) passed reading and writing, and over half (60%) passed math and all three tests.

FIGURE 7

# LBJ HIGH SCHOOL

1994-95 Graduates

Percent Passing TASP Reading, Math, Writing, and All 3 Tests



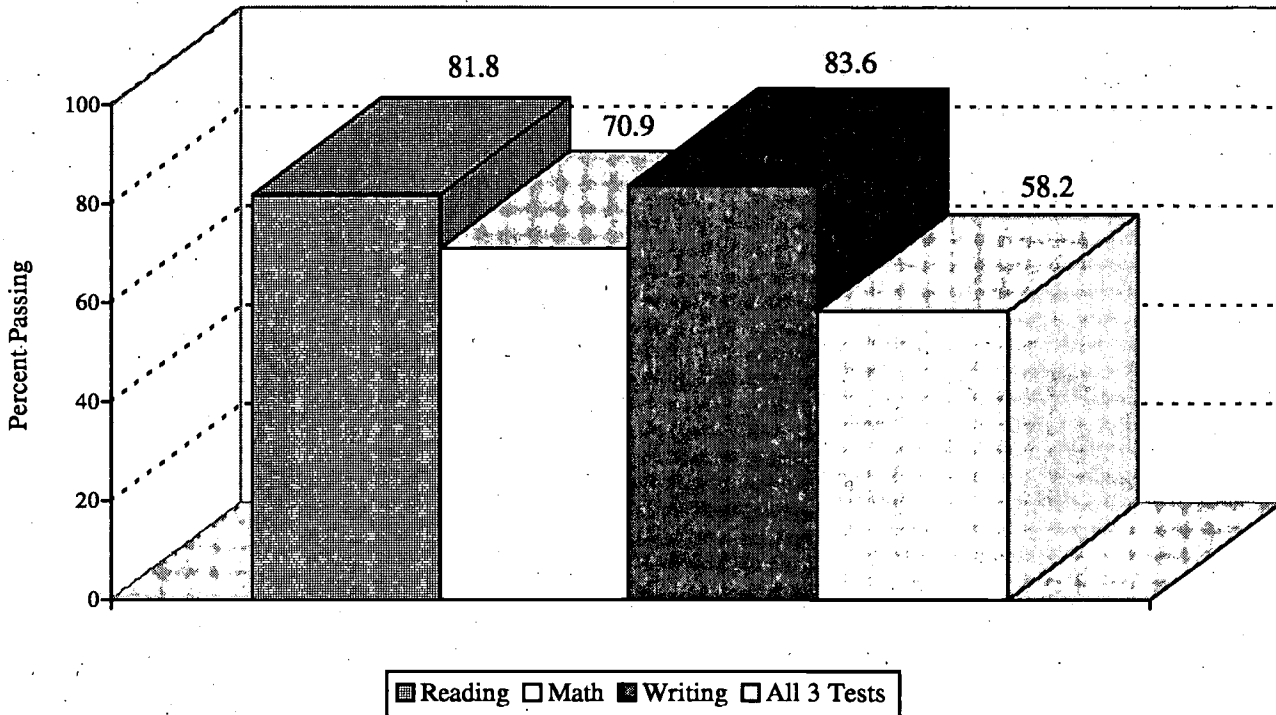
Of the 251 1994-95 LBJ graduates reported, 75 (30%) were first time TASP test takers. Of these, three fourths (77.3%) passed reading and math, a vast majority (89.3%) passed writing, and 68% passed all three tests.

FIGURE 8

# JOHNSTON HIGH SCHOOL

1994-95 Graduates

Percent Passing TASP Reading, Math, Writing, and All 3 Tests



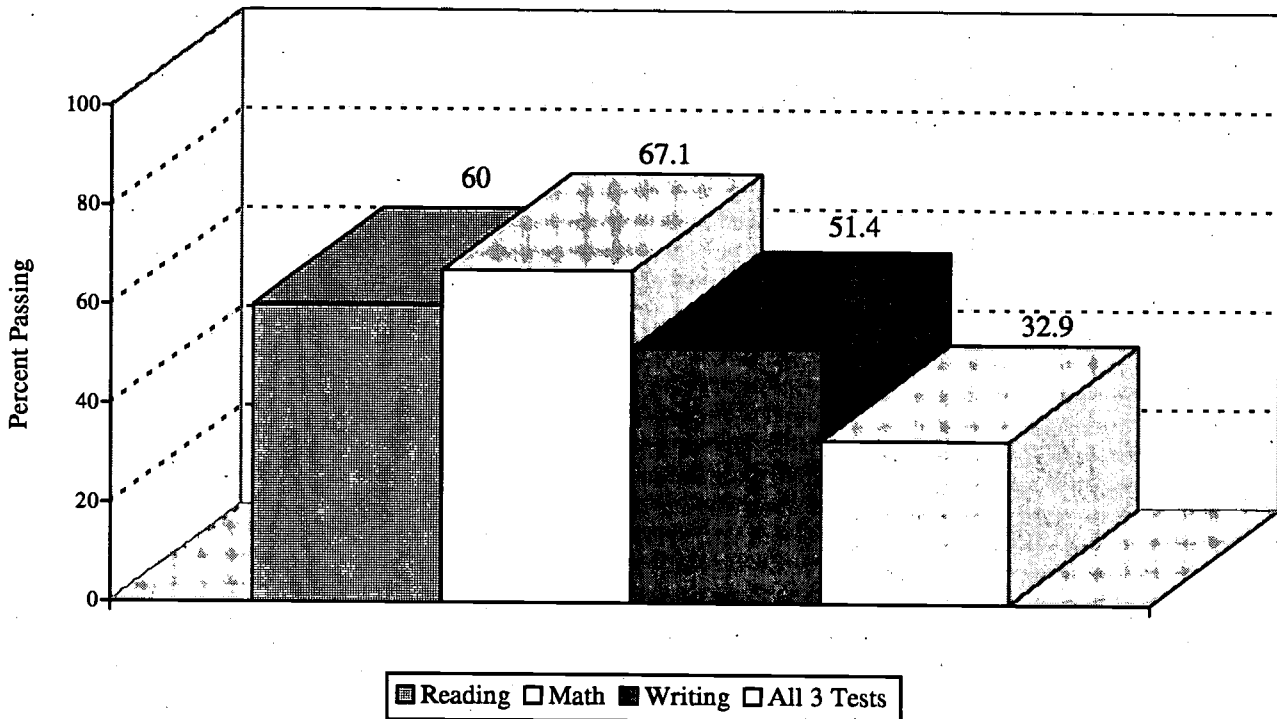
Of the 214 1994-95 Johnston graduates reported, 55 (26%) were first time TASP test takers. Of these, most (81.8%) passed reading, 70.9% passed math, 83.6% passed writing, and over half (58.2%) passed all three tests.

FIGURE 9

# LANIER HIGH SCHOOL

1994-95 Graduates

Percent Passing TASP Reading, Math, Writing, and All 3 Tests



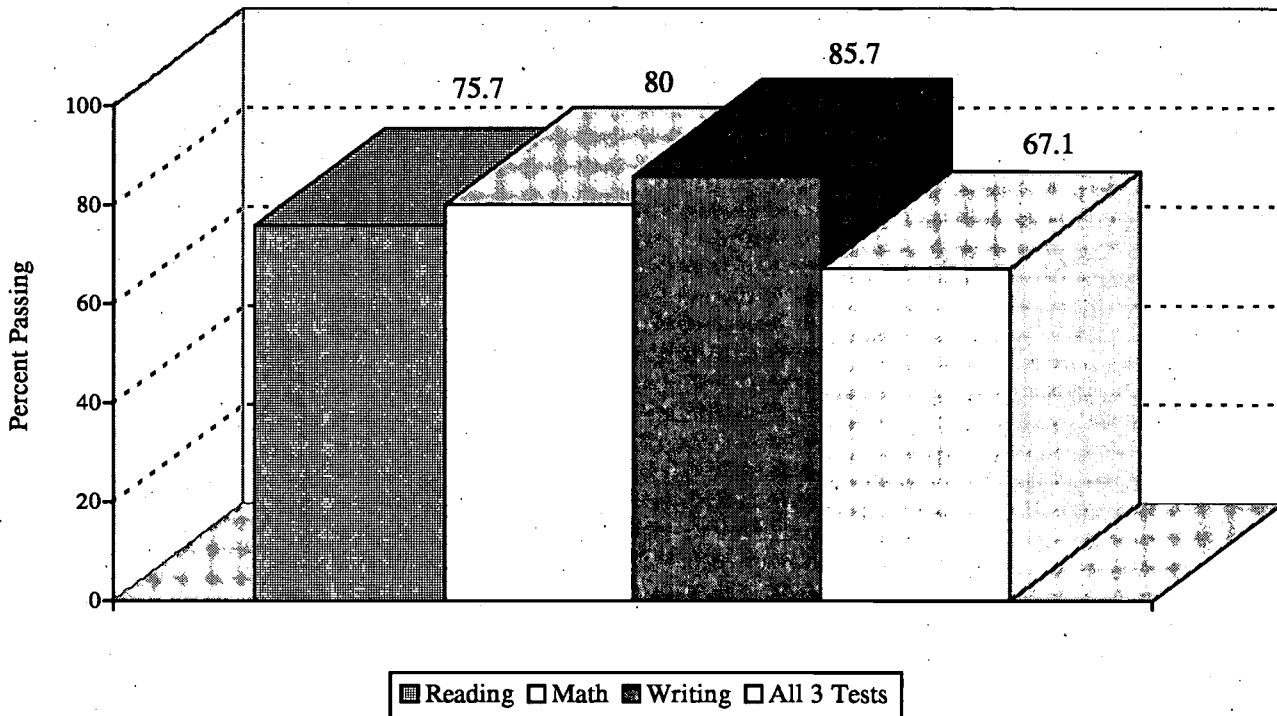
Of the 263 1994-95 Lanier graduates reported, 70 (27%) were first time TASP test takers. Of these, over half (60%) passed reading, two thirds (67.1%) passed math, half (51.4%) passed writing, and one third (32.9%) passed all three tests.

FIGURE 10

# McCALLUM HIGH SCHOOL

1994-95 Graduates

Percent Passing TASP Reading, Math, Writing, and All 3 Tests



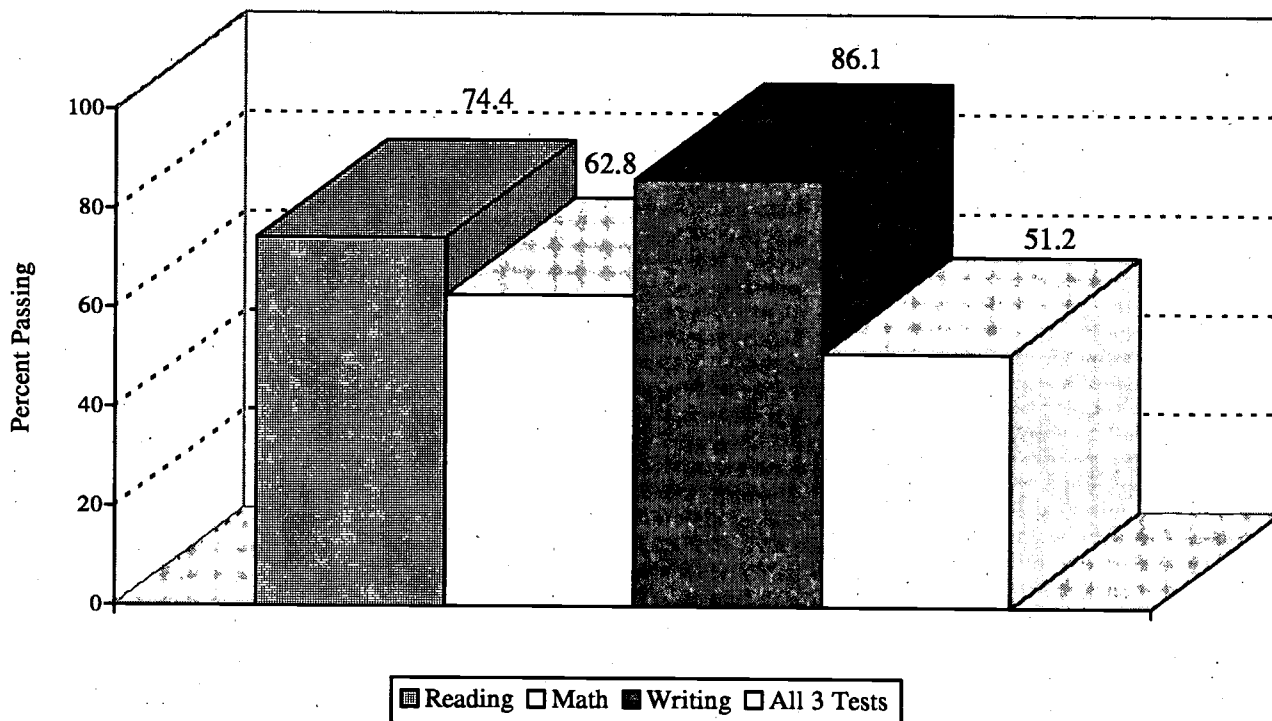
Of the 265 1994-95 McCallum graduates reported, 70 (26%) were first time TASP test takers. Of these, three fourths (75.7%) passed reading, most (80%) passed math, 85.7% passed writing, and two thirds (67.1%) passed all three tests.

FIGURE 11

# REAGAN HIGH SCHOOL

1994-95 Graduates

Percent Passing TASP Reading, Math, Writing, and All 3 Tests



Of the 168 1994-95 Reagan graduates reported, 43 (26%) were first time TASP test takers. Of these, most (74.4%) passed reading, 62.8% passed math, 86.1% passed writing, and half (51.2%) passed all three tests.

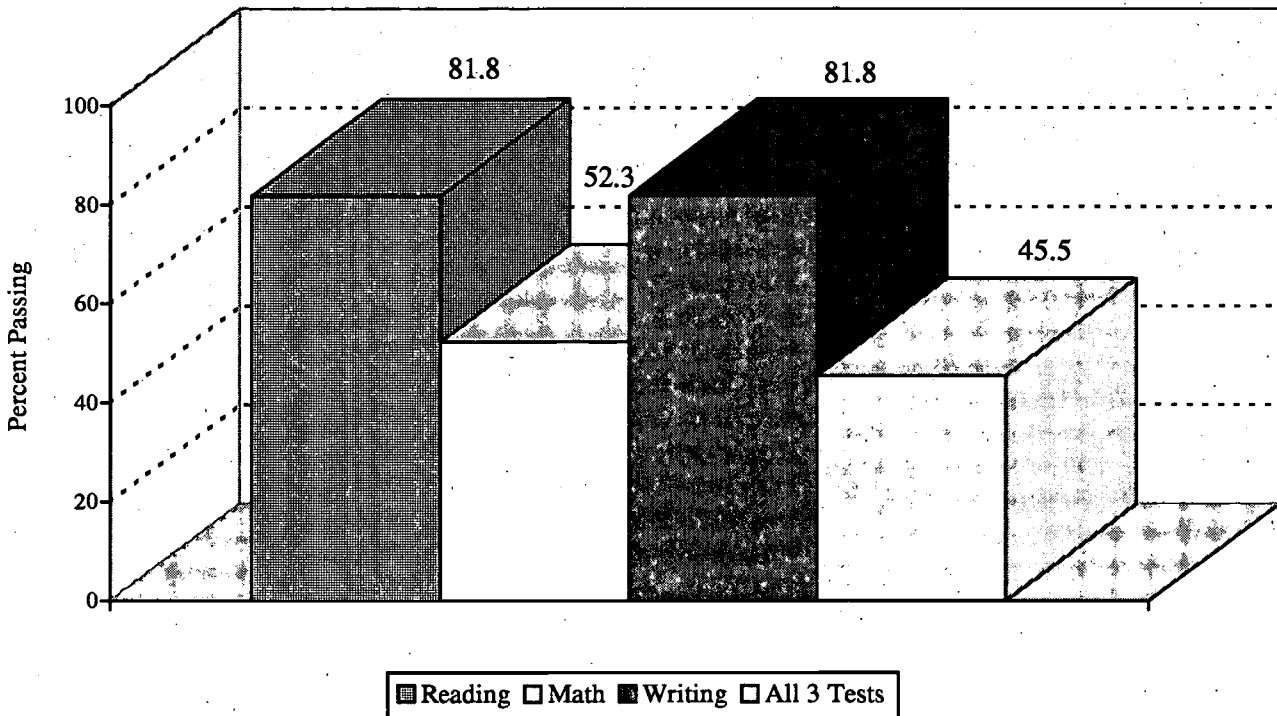


FIGURE 12

# TRAVIS HIGH SCHOOL

1994-95 Graduates

Percent Passing TASP Reading, Math, Writing, and All 3 Tests



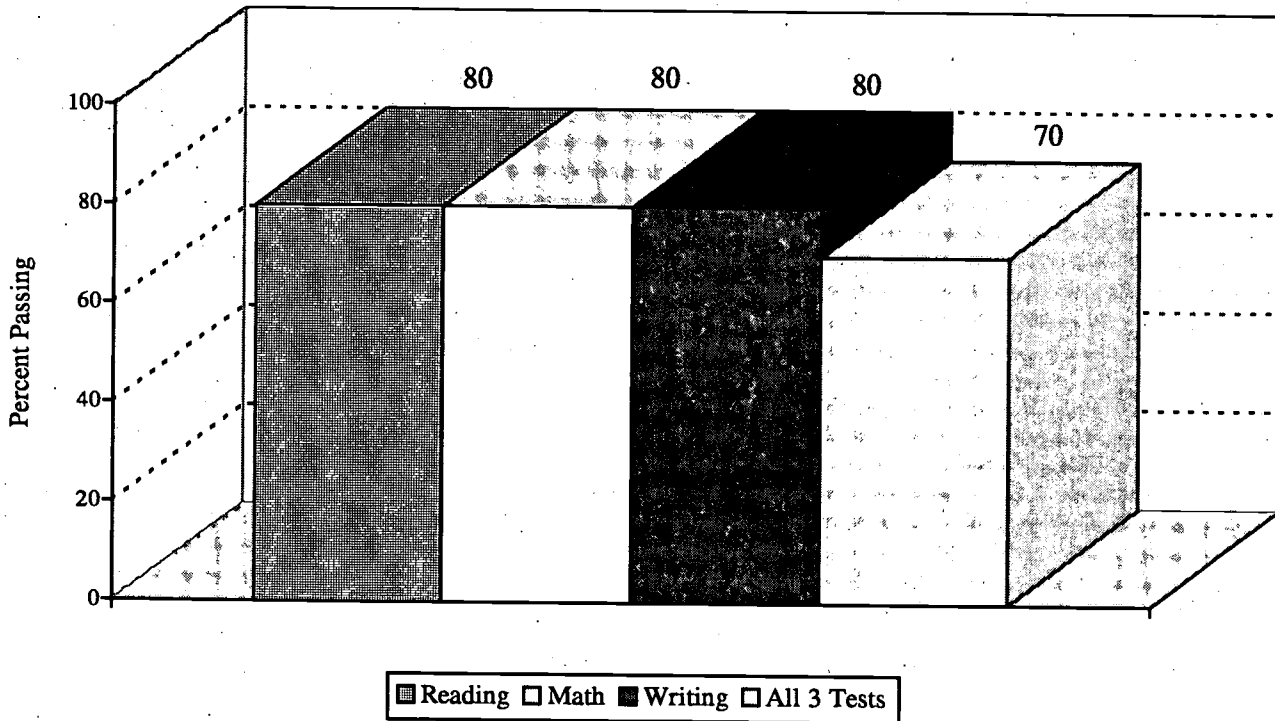
Of the 240 1994-95 Travis graduates reported, 44 (18%) were first time TASP test takers. Of these, a vast majority (81.8%) passed reading and writing, 52.3% passed math, and almost half (45.5%) passed all three tests.

FIGURE 13

# W.R. ROBBINS ACADEMY

1994-95 Graduates

Percent Passing TASP Reading, Math, Writing, and All 3 Tests



Of the 56 1994-95 Robbins graduates reported, 10 (18%) were first time TASP test takers. Of these, 80% passed reading, math, and writing, and most (70%) passed all three tests.



---

# Austin Independent School District

**Department of Accountability, Student Services, and Research**


Dr. Mel D. Coleman, Executive Director

**Office of Program Evaluation**

Dr. Holly Williams, Assistant Director

## **Author**

Theresa Paredes, Evaluation Associate



## **Board of Trustees**

Kathy Rider, President

Jerry Carlson, Vice President

Liz Hartman, Secretary

Tom Agnor

Rudy Montoya

Loretta Edelen

Melissa Knippa

Geoff Rips

Ted Whatley

## **Superintendent of Schools**

Dr. James H. Fox, Jr.



**U.S. DEPARTMENT OF EDUCATION**  
*Office of Educational Research and Improvement (OERI)*  
*Educational Resources Information Center (ERIC)*



## NOTICE

### REPRODUCTION BASIS



This document is covered by a signed "Reproduction Release (Blanket)" form (on file within the ERIC system), encompassing all or classes of documents from its source organization and, therefore, does not require a "Specific Document" Release form.



This document is Federally-funded, or carries its own permission to reproduce, or is otherwise in the public domain and, therefore, may be reproduced by ERIC without a signed Reproduction Release form (either "Specific Document" or "Blanket").