

DOCUMENT RESUME

ED 413 400

UD 031 994

TITLE Facts & Figures: Answers to Frequently Asked Questions about Limited English Proficient (LEP) Students and Bilingual/ESL Programs, 1996-1997.

INSTITUTION New York City Board of Education, Brooklyn, NY. Office of Bilingual Education.

PUB DATE 1997-00-00

NOTE 17p.

PUB TYPE Reports - Descriptive (141)

EDRS PRICE MF01/PC01 Plus Postage.

DESCRIPTORS *Bilingual Education; Educational Testing; Elementary Secondary Education; *English (Second Language); Hispanic Americans; Immigrants; Language Proficiency; *Limited English Speaking; School Districts; Urban Schools; *Urban Youth

IDENTIFIERS *New York City Board of Education

ABSTRACT

In question and answer form, this document presents information about limited English proficient (LEP) students and programs for them in the New York City (New York) schools. City and state regulations govern the identification of LEP students and their selection for English as a second language (ESL) or bilingual programs. The Board of Education has developed a Language Assessment Battery to identify these students, who are required to receive ESL instruction, native language arts instruction, and social studies, mathematics, and science using their native language and English using ESL methodologies. There were 162,154 general education LEP students in the New York city public schools in 1996-97. Spanish is the predominant language of New York's LEP students, for 67.5%, followed by Chinese for 9.3%. Of these students, 154,992 were already receiving mandated ESL or bilingual instruction in 967 schools. In the city, 6,893 teachers were providing bilingual or ESL instruction, a figure that does not include counselors, program supervisors, resource teachers, or coordinators. A map of the community school districts in New York City shows the districts with 3,000 or more LEP students. (Contains nine tables.) (SLD)

* Reproductions supplied by EDRS are the best that can be made *
* from the original document. *



BOARD OF EDUCATION OF THE CITY OF NEW YORK
Rudolph F. Crew, Ed.D., Chancellor

facts & figures



**answers to
frequently asked questions
about
limited English proficient
(LEP) students
and bilingual/ESL
programs**

U.S. DEPARTMENT OF EDUCATION
Office of Educational Research and Improvement
EDUCATIONAL RESOURCES INFORMATION
CENTER (ERIC)

This document has been reproduced as received from the person or organization originating it.
 Minor changes have been made to improve reproduction quality.

• Points of view or opinions stated in this document do not necessarily represent official OERI position or policy.

PERMISSION TO REPRODUCE AND DISSEMINATE THIS MATERIAL HAS BEEN GRANTED BY

C. G. Burgos
NYC Board of Ed.

TO THE EDUCATIONAL RESOURCES INFORMATION CENTER (ERIC)

1996-1997

OFFICE OF BILINGUAL EDUCATION
Lillian Hernández, Ed.D., Executive Director

BEST COPY AVAILABLE

57031994



OFFICE OF BILINGUAL EDUCATION
Lillian Hernández, Ed.D., Executive Director

facts & figures

**answers to
frequently asked
questions about
limited English proficient
(LEP) students
and bilingual/ESL programs**



BOARD OF EDUCATION OF THE CITY OF NEW YORK
Rudolph F. Crew, Ed.D., Chancellor



BOARD OF EDUCATION OF THE CITY OF NEW YORK

William C. Thompson, Jr.
President

Irene H. Impellizzeri
Vice President

Jerry Cammarata
Carol A. Gresser
Sandra E. Lerner
Luis O. Reyes
Ninfa Segarra
Members

Jessica Radow
Leilani Roundtree
Student Advisory Members

Rudolph F. Crew, Ed.D.
Chancellor

Judith A. Rizzo, Ed.D.
Deputy Chancellor for Instruction

Lewis H. Spence
Deputy Chancellor for Operations

Judith Chin
Executive Director, Division of Instructional Support

Lillian Hernández, Ed.D.
Executive Director, Office of Bilingual Education

It is the policy of the Board of Education of the City School District of New York not to discriminate on the basis of race, color, creed, religion, national origin, age, disability, marital status, sexual orientation, or sex in its educational programs, activities, and employment policies, and to maintain an environment free of sexual harassment, as required by law. Inquiries regarding compliance with appropriate laws may also be directed to: Director, Office of Equal Opportunity, 110 Livingston Street, Room 601, Brooklyn, NY 11201, Telephone # (718) 935-3320.

Production/design by Ernie Mortuzans
Title VII Grants Unit • Office of Bilingual Education

TABLE OF CONTENTS

	<i>Page</i>
City and state regulations which govern the identification of and programs for limited English proficient (LEP) students.....	1
Limited English proficient (LEP) students who are entitled to bilingual and/or English as a second language (ESL) instruction.....	1
Bilingual instructional program elements required for limited English proficient (LEP) students.....	1
Number of entitled LEP students enrolled in New York City schools.....	2
LEP student enrollment by borough.....	3
The predominant languages of LEP students (500 or more).....	4
LEP student enrollments by predominant language and borough.....	5
Number of entitled LEP students receiving bilingual and/or ESL instruction.....	6
Languages in which there are bilingual programs.....	7
Number of public schools which have bilingual or ESL programs.....	8
Community School Districts which have the largest number of entitled LEP students (3,000 or more LEP students).....	9
Number of teachers providing bilingual and ESL instruction.....	10
Attachment A - LEP Student Enrollments, General Education, 1989-90 through 1996-97.....	11
Attachment B - Map of the Community School Districts.....	12

1 .

What are the city and state regulations that govern the identification of and programs for limited English proficient (LEP) students?

- The Consent Decree of August 29, 1974: An agreement between the Board of Education of the City of New York and Aspira of New York which specifies a particular program for students "whose English language deficiency prevents them from effectively participating in the learning process and who can more effectively participate in Spanish."

- The Lau Plan of September 15, 1977: An agreement between the New York City Board of Education and the Office of Civil Rights for students "whose limited English language ability prevents them from effectively participating in the learning process and whose home language is other than English or Spanish."

- Regulations of the New York State Commissioner of Education, Part 154: Establishes "standards for the use of funds made available by the Legislature to provide financial assistance to school districts having pupils of limited English proficiency. In accordance with the provisions of this Part, each school district receiving such funds shall provide a program of bilingual education or English as a second language (ESL) for pupils identified as having limited English proficiency."

2 .

How are limited English proficient (LEP) students who are entitled to bilingual and/or English as a second language (ESL) instruction identified?

- The New York City Board of Education developed the Language Assessment Battery (LAB) which is specifically designed to identify LEP students. Students who come from homes where a language other than English is spoken and who score at or below the 40th percentile on the English LAB are entitled to bilingual/ESL programs; under the Consent Decree, Spanish-speaking students are entitled if they score at or below the 20th percentile on the English LAB and higher on the Spanish version of the LAB.

3 .

What bilingual instructional program elements are required for limited English proficient (LEP) students?

- Under city and state regulations, LEP students are required to receive English as a second language (ESL) instruction, native language arts instruction, and social studies, science, and math using their native language and English using ESL methodologies as media of instruction.

If there are insufficient numbers of LEP students to mandate the bilingual program elements above, at least ESL instruction ("ESL-only") must be provided. "ESL-only" instruction is referred to as a Free-Standing ESL Program.

Under state (Part 154) regulations, where there are 20 or more LEP students in a school with the same native language in the same grade, a bilingual program is to be provided. However, Community School Districts are allocated funds to enable them to form bilingual classes with as few as 15 LEP students in a school with the same native language in the same grade.

4.

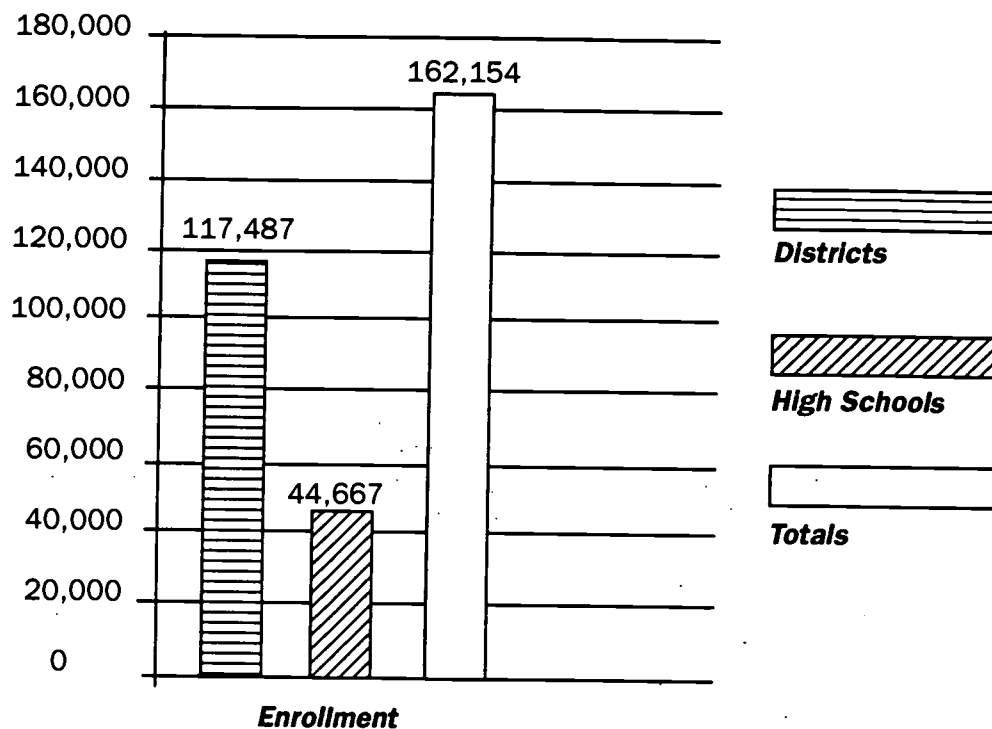
How many entitled LEP students are enrolled in New York City schools?

• There are **162,154** general education LEP students enrolled in the New York City public schools (**117,487** in Community School Districts: Elementary through Intermediate schools, kindergarten-ninth grade; and **44,667** in High Schools, grades 9-12).

TABLE 1

CITYWIDE LEP STUDENT ENROLLMENTS*

DISTRICTS	117,487	72.5%
HIGH SCHOOLS	44,667	27.5%
TOTALS	162,154	



* See Attachment A for general education LEP student enrollments 1989-90 through 1996-97.

NOTE: 17% of 1,075,605 students are classified limited English proficient (LEP). This is based upon 162,154 LEP students on general education registers (including those receiving special education resource room/related services) and approximately an additional 20,000 LEP students eligible for self-contained special education programs/services.

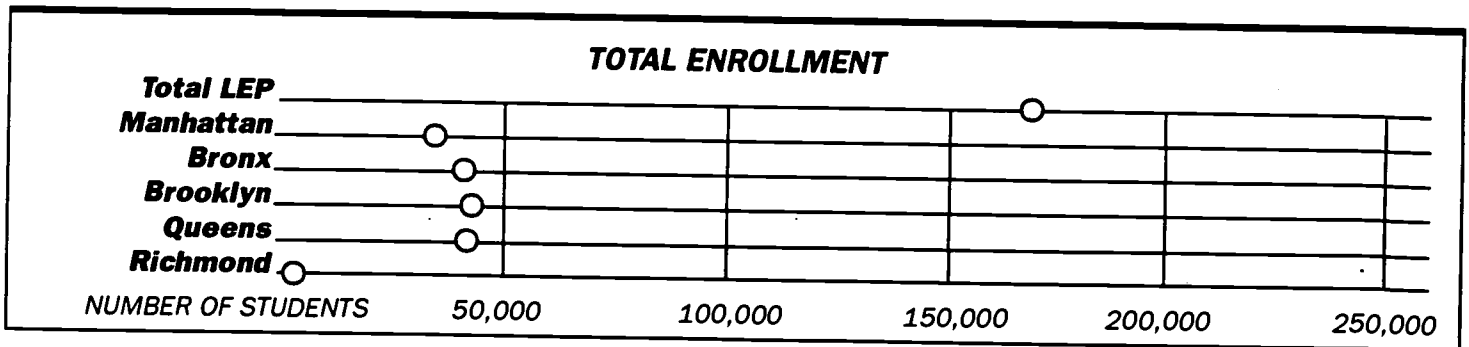
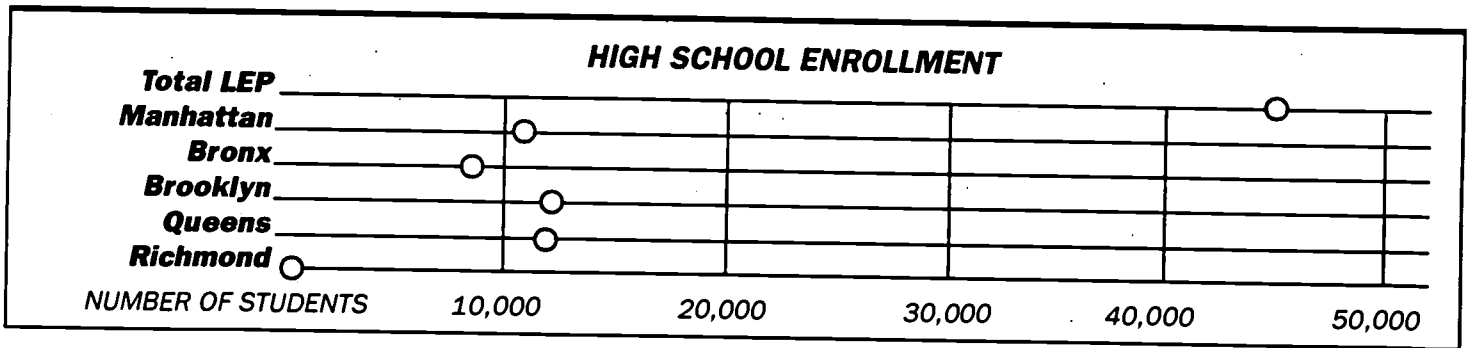
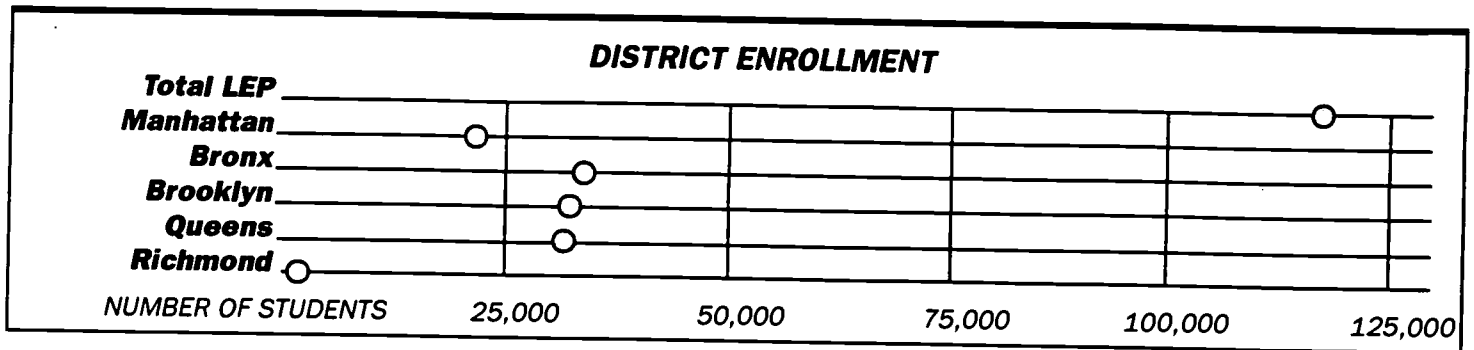
5.

What is the LEP student enrollment by borough?

- LEP student enrollments by borough are listed below in Table 2.

**TABLE 2
LEP STUDENT ENROLLMENTS BY BOROUGH**

	Total LEP Student Enrollments	DISTRIBUTION BY BOROUGH				
		Manhattan	Bronx	Brooklyn	Queens	Richmond
DISTRICTS	117,487	23,257	32,202	30,592	30,110	1,326
HIGH SCHOOLS	44,667	11,130	8,712	12,266	12,129	430
TOTALS	162,154	33,440	40,914	42,858	42,239	1,756
		21.2%	25.2%	26.5%	26.0%	1.1%



6.

What are the predominant languages of LEP students (500 or more)?

- The predominant languages are listed below in Table 3.

**TABLE 3
PREDOMINANT LANGUAGES OF LEP STUDENTS**

Language	Number	Percent of Total LEP
Spanish	109,560	67.5
Chinese	15,159	9.3
Russian	7,380	4.6
Haitian Creole	5,751	3.6
Bengali	3,393	2.1
Korean	2,482	1.5
Arabic	2,283	1.4
Urdu	2,181	1.3
Polish	1,693	1.0
Punjabi	1,531	*
French	1,176	*
Albanian	1,001	*
Hindi	748	*
Vietnamese	652	*
		[*Less than 1%]

NOTE: These 14 languages are among 145 spoken by LEP students and account for 95.6% of all LEP students. See Table 4 for enrollment distributions by borough.

7

What are the LEP student enrollments by predominant language and borough?

- The LEP student enrollments by predominant language and borough are listed below in Table 4.

TABLE 4
LEP STUDENT ENROLLMENTS
BY PREDOMINANT LANGUAGE AND BOROUGH

Predominant Language Group	Total LEP Student Enrollments	DISTRIBUTION BY BOROUGH				
		Manhattan	Bronx	Brooklyn	Queens	Richmond
Spanish	109,560	26,228	37,957	21,789	22,720	866
Chinese	15,159	5,633	204	5,027	4,185	110
Russian	7,380	164	121	4,859	2,164	72
Haitian Creole	5,751	276	33	4,423	1,010	9
Bengali	3,393	277	325	833	1,951	7
Korean	2,482	81	128	177	2,026	70
Arabic	2,283	261	199	1,163	576	84
Urdu	2,181	52	92	1,043	954	40
Polish	1,693	230	14	841	559	49
Punjabi	1,531	10	34	105	1,379	3
French	1,176	280	107	465	307	17
Albanian	1,001	60	398	235	189	119
Hindi	748	23	32	59	617	17
Vietnamese	652	63	252	205	129	3

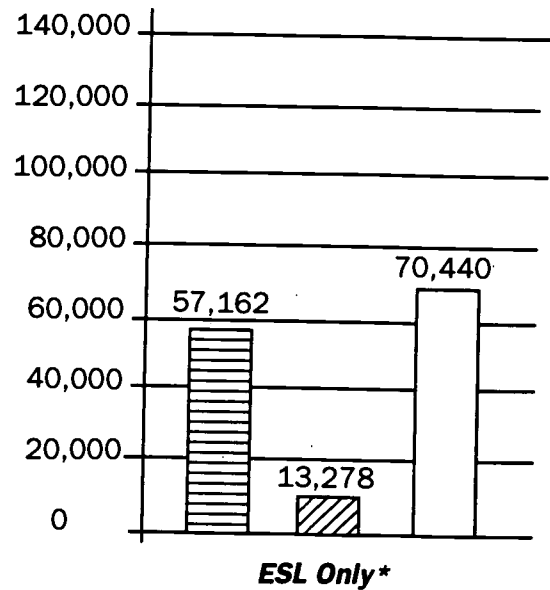
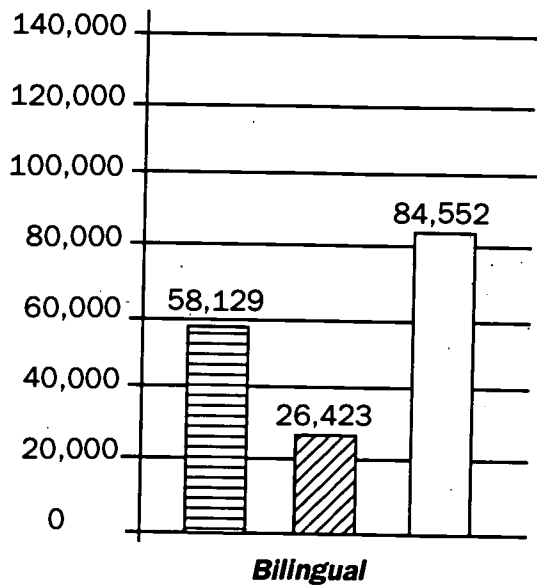
10

How many entitled LEP students are receiving bilingual and/or ESL instruction?

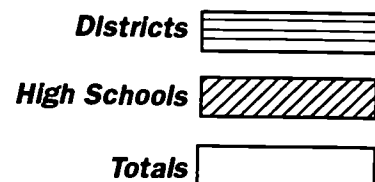
- 154,992 LEP students are receiving a mandated bilingual or ESL-only program.
- Of the balance of 7,162 LEP students, 44 did not have a complete program survey document (primarily long-term absentees) and 7,118 are not receiving bilingual/ESL instruction.

**TABLE 5
LEP STUDENT RECEIVING
BILINGUAL OR ESL INSTRUCTION**

	<i>Bilingual</i>	<i>ESL Only*</i>	<i>TOTAL</i>
DISTRICTS	58,129	57,162	115,291
HIGH SCHOOLS	26,423	13,278	39,701
TOTAL	84,552	70,440	154,992
	54.6%	45.4%	



* **NOTE:** ESL is also a required instructional component of bilingual programs for LEP students. Free-Standing ESL (or "ESL-only") refers to programs that teach English as a second language but do not use the students' native language.



9

In which languages are there bilingual programs?

- The languages in which there are bilingual programs are listed below in Table 6.

**TABLE 6
LANGUAGES IN WHICH THERE ARE
BILINGUAL PROGRAMS**

<i>Language</i>	<i>Number of LEP Students*</i>
Spanish	71,738
Chinese	7,003
Haitian Creole	2,332
Russian	1,411
Korean	648
Bengali	310
Polish	269
French	144
Arabic	142
Urdu	48
Vietnamese	47
Totals	84,092

** An additional 460 LEP students were reported by districts/high schools as receiving bilingual instruction but without specifying their native language.*

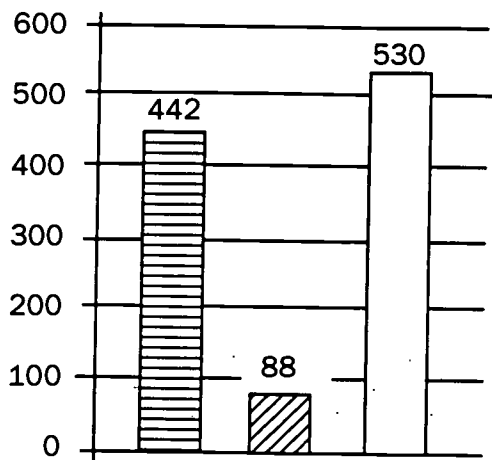
10.

How many public schools have bilingual or ESL programs?

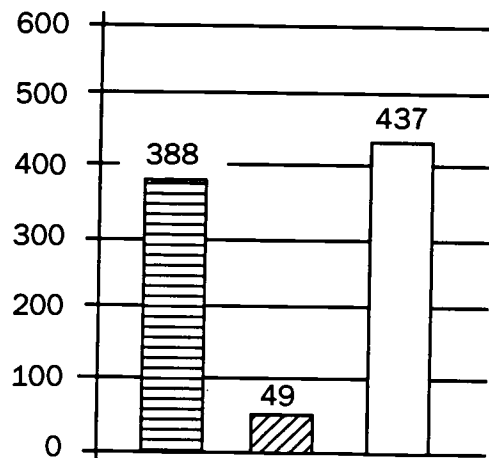
- There are 967 schools that provide bilingual and/or ESL programs.

**TABLE 7
NUMBER OF SCHOOLS
WITH BILINGUAL OR ESL PROGRAMS**

	Bilingual*	ESL Only	TOTALS
DISTRICTS	442	388	830
HIGH SCHOOLS	88	49	137
TOTAL	530	437	967




Schools with Bilingual Programs



Schools with ESL Programs

* Schools that provide bilingual instruction may also have free-standing ESL programs ("ESL-only").

Districts 

High Schools 

Totals 

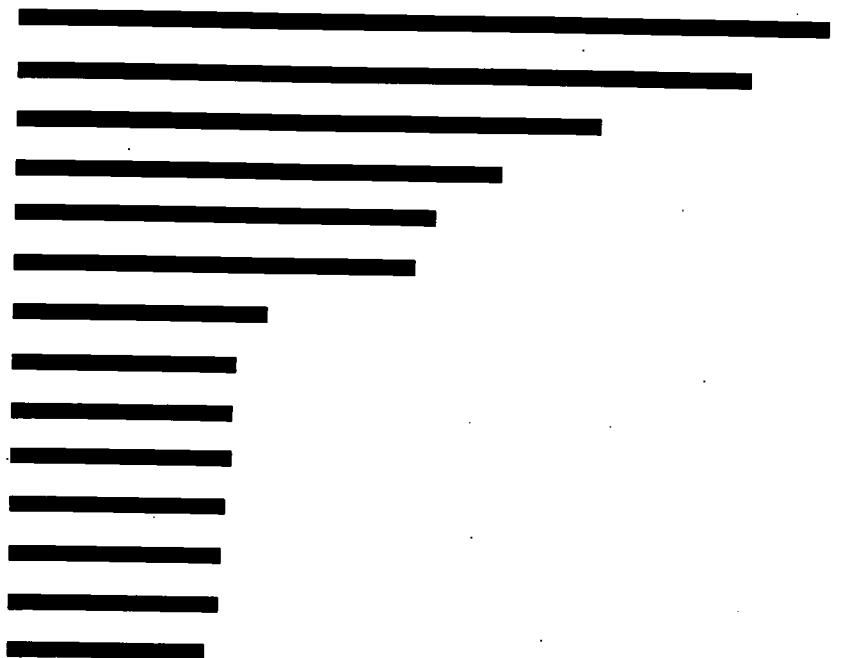
11

Which Community School Districts have the largest number of entitled LEP students (3,000 or more LEP students)?

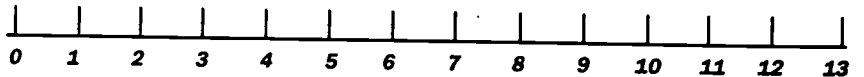
• There are 14 Community School Districts with 3,000 or more students. They are listed in Table 8 below.

**TABLE 8
DISTRICTS WITH
3,000 OR MORE LEP STUDENTS***

District	Number of LEP Students
6	12,763
10	11,706
24	9,243
9	7,794
30	6,803
20	6,358
25	4,078
28	3,783
21	3,721
12	3,703
2	3,523
19	3,458
15	3,411
27	3,128



*Number of students
in thousands*



* NOTE: The average community school district LEP student enrollment is 3,560 (including District 85). See Attachment B for outline map of the 32 Community School Districts.

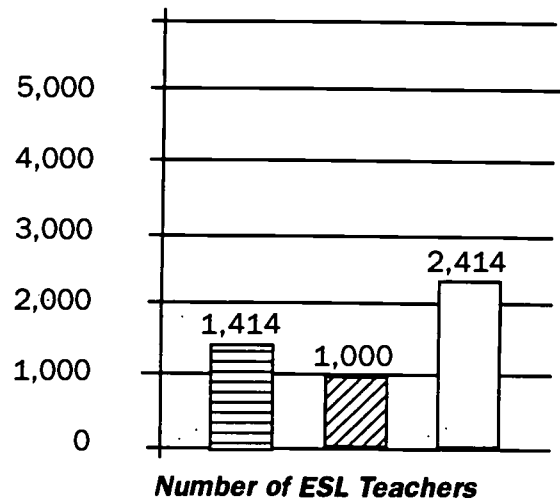
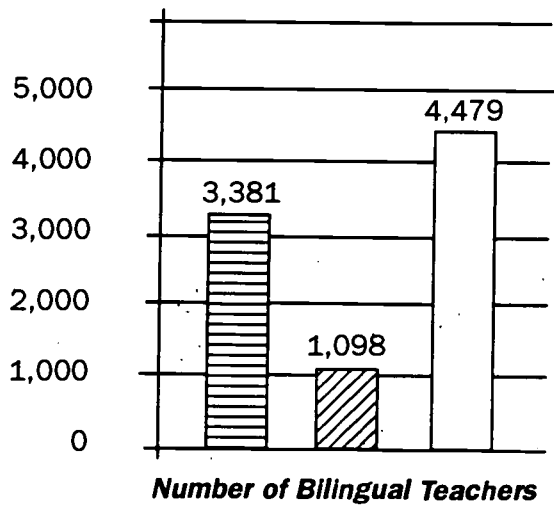
12.

How many teachers are providing bilingual and ESL instruction?


- There are 6,893 teachers providing bilingual and ESL instruction. This does not include bilingual/ESL program supervisors, coordinators, resource teachers, guidance counselors, etc.

TABLE 9
NUMBER OF TEACHERS
PROVIDING BILINGUAL AND ESL INSTRUCTION*

	<i>Bilingual</i>	<i>ESL</i>	<i>TOTAL</i>
DISTRICTS	3,381	1,414	4,795
HIGH SCHOOLS	1,098	1,000	2,098
TOTALS	4,479	2,414	6,893

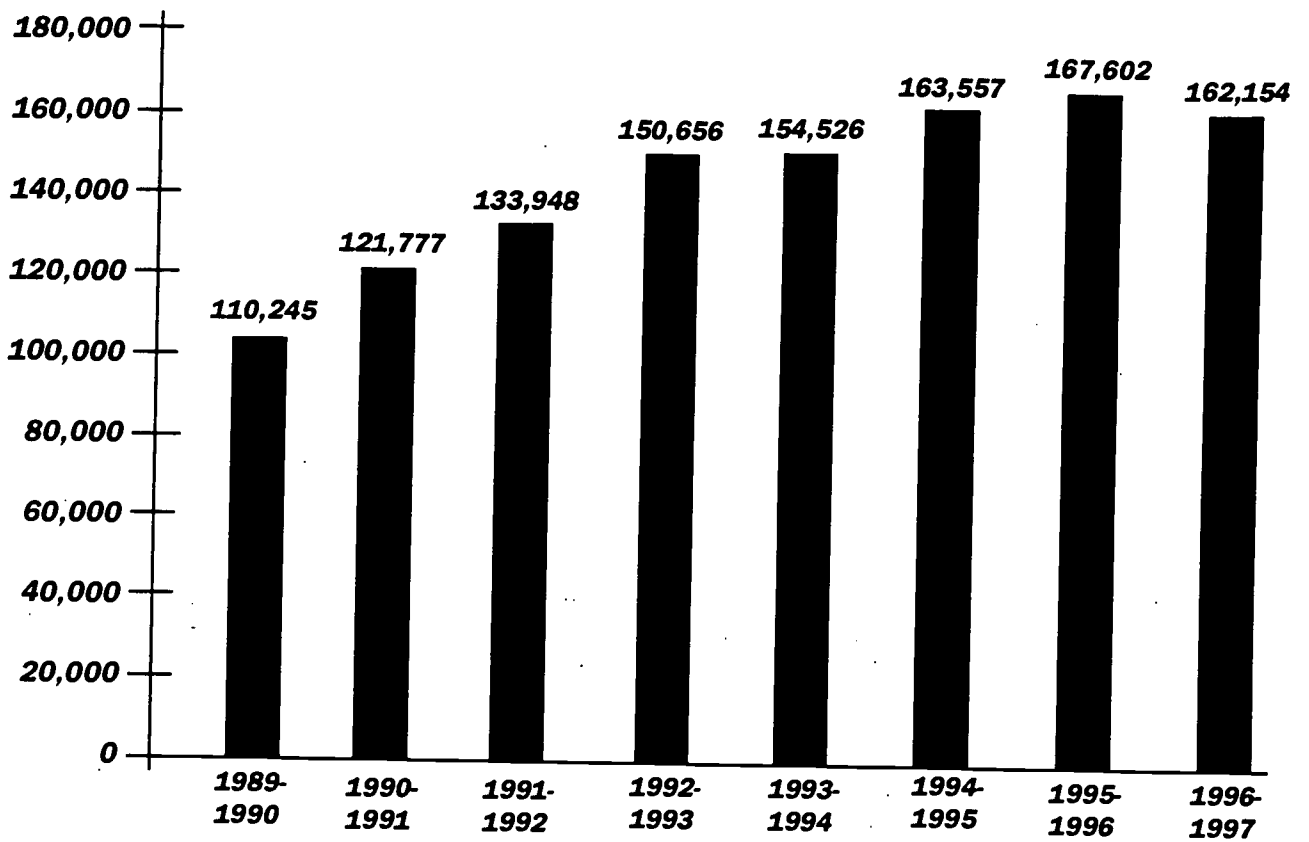


* These teachers do not necessarily possess a bilingual or ESL license/certification due to the shortage of such certified personnel. Also, figures for high schools may be duplicated since some teachers are counted for each subject they teach.



ATTACHMENT A

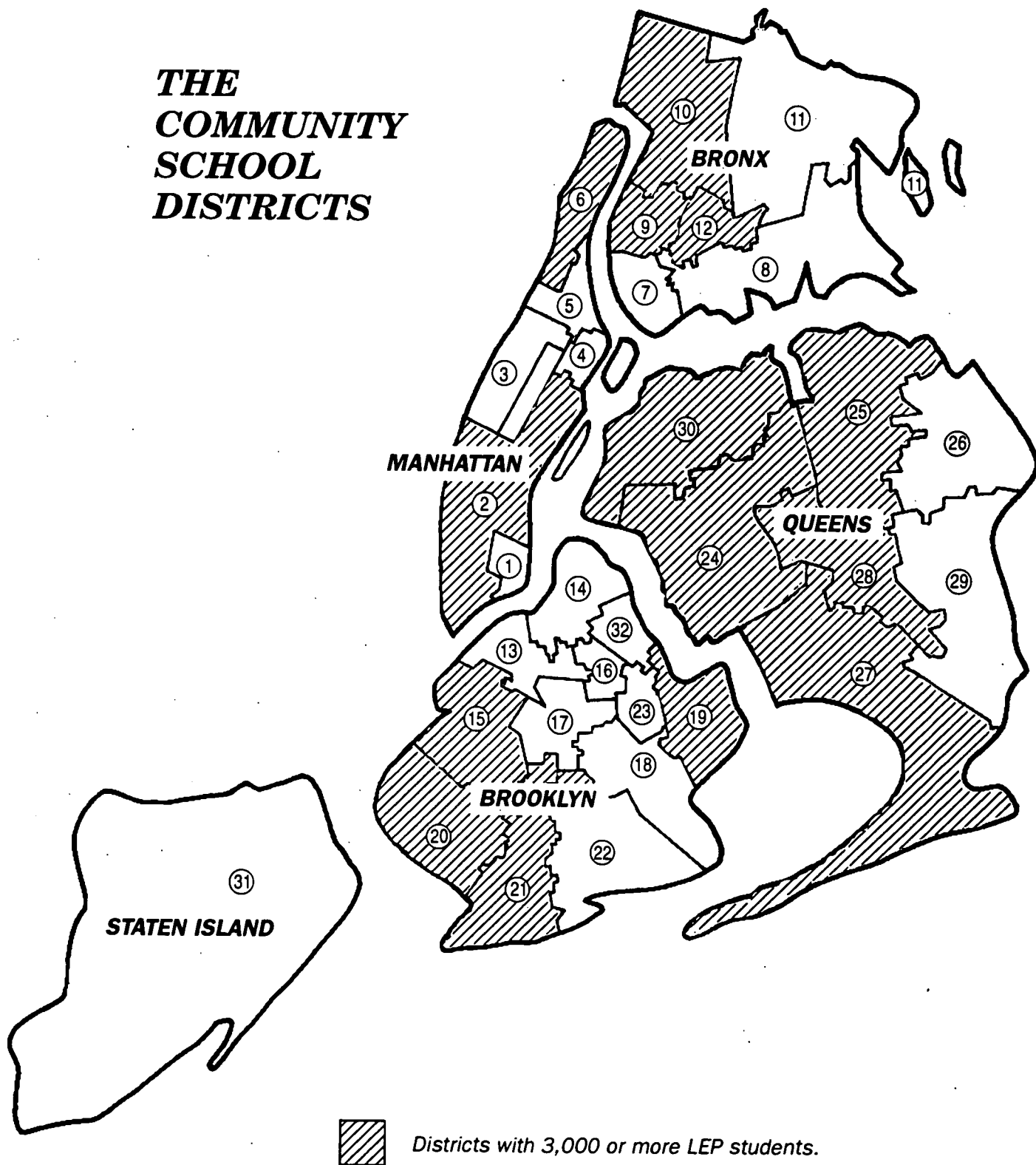
LEP STUDENT ENROLLMENTS GENERAL EDUCATION 1989-90 THROUGH 1996-97



SOURCE: Bilingual Education Student Information Survey (BESIS)

ATTACHMENT B

**THE
COMMUNITY
SCHOOL
DISTRICTS**





U.S. DEPARTMENT OF EDUCATION
Office of Educational Research and Improvement (OERI)
Educational Resources Information Center (ERIC)



NOTICE

REPRODUCTION BASIS



This document is covered by a signed "Reproduction Release (Blanket)" form (on file within the ERIC system), encompassing all or classes of documents from its source organization and, therefore, does not require a "Specific Document" Release form.



This document is Federally-funded, or carries its own permission to reproduce, or is otherwise in the public domain and, therefore, may be reproduced by ERIC without a signed Reproduction Release form (either "Specific Document" or "Blanket").