

DOCUMENT RESUME

ED 411 737

HE 030 512

AUTHOR Steen, Sara J., Ed.; De Angelis, Carl, Ed.
TITLE English Language & Orientation Programs in the United States Offered by U.S. Institutions of Higher Education and Private Language Schools.
INSTITUTION Institute of International Education, New York, N.Y.
ISBN ISBN-0-87206-238-4
PUB DATE 1997-00-00
NOTE 434p.
AVAILABLE FROM Institute of International Education, P. O. Box 371, Annapolis Junction, MD 20701-0371; phone: 800-445-0443; Internet: <http://www.iese.org> (\$42.95 plus \$5 shipping and handling).
PUB TYPE Books (010) -- Reference Materials - Directories/Catalogs (132)
EDRS PRICE MF01/PC18 Plus Postage.
DESCRIPTORS *College Instruction; College Students; *English (Second Language); Foreign Students; Graduate Study; Higher Education; Program Descriptions; *Second Language Instruction; Undergraduate Study

ABSTRACT

This directory describes over 800 preacademic intensive English Programs and English as a Second Language (ESL) courses open to international students at undergraduate and graduate levels. Listed by state first are Intensive English Programs, full-time preacademic educational programs offering at least 15 hours of intensive English classes each week. Listed separately by state are ESL courses for international students; these offer fewer than 15 hours of instruction each week. Each entry includes the name of the sponsor college or other institution, the title of the program, its address, telephone and FAX numbers, e-mail, and Internet addresses. There is an extensive bibliographic guide to funding support for study in the United States. Appendices provide the standards for postsecondary programs of Teachers of English to Speakers of Other Languages; the National Association of International Educators principles of self-study programs; a list of University and College Intensive English Programs consortium member organizations; a list of American Association of Intensive English Programs member organizations. Indexes are provided of sponsoring institutions, beginning dates of programs, and programs for English for specific purposes including business, science, teaching assistantships, and other professions. (JLS)

* Reproductions supplied by EDRS are the best that can be made *
* from the original document. *

English Language & Orientation Programs in the United States

Offered by U.S. Institutions of Higher Education and Private Language Schools



U.S. DEPARTMENT OF EDUCATION
Office of Educational Research and Improvement
EDUCATIONAL RESOURCES INFORMATION CENTER (ERIC)

- This document has been reproduced as received from the person or organization originating it.
- Minor changes have been made to improve reproduction quality.
- Points of view or opinions stated in this document do not necessarily represent official OERI position or policy.

PERMISSION TO REPRODUCE AND DISSEMINATE THIS MATERIAL HAS BEEN GRANTED BY


Institute of International Education

TO THE EDUCATIONAL RESOURCES INFORMATION CENTER (ERIC)



030 512

For 25 years, high-quality English instruction provided by ALA at universities across the U.S. has opened the door to success for thousands of students from around the world.



ASHLAND
Southern Oregon
State College

**BERKELEY/
SAN FRANCISCO**
ALA Berkeley

ERIC College
University

CHICAGO
Lake Forest
Academy
Saint Xavier
University

CLEVELAND
Baldwin-Wallace
College

INDIANAPOLIS
Butler University

LAKELAND
Florida Southern
College

**LAWRENCEVILLE-
PRINCETON**
Rider University

NEW ORLEANS
Nicholls State
University

PHILADELPHIA
Beaver College

PORTLAND
The University
of Portland

POUGHKEEPSIE
Oakwood Friends
School

PUEBLO
The University of
Southern Colorado

TAMPA
The University
of Tampa

BEST COPY AVAILABLE



ALA students have unlimited access to computers—and work on industry-leading software designed by ALA.



ALA programs feature 25 hours of classroom instruction per week.

ALA students learn in small classes geared to their specific level of proficiency. Friendly, professional teachers, the finest instructional materials, and motivated fellow students help ensure that ALA students achieve their goals.



ALA is the internationally recognized leader in English instruction.

ALA students can choose to live with an American family—an excellent way to develop speaking skills.

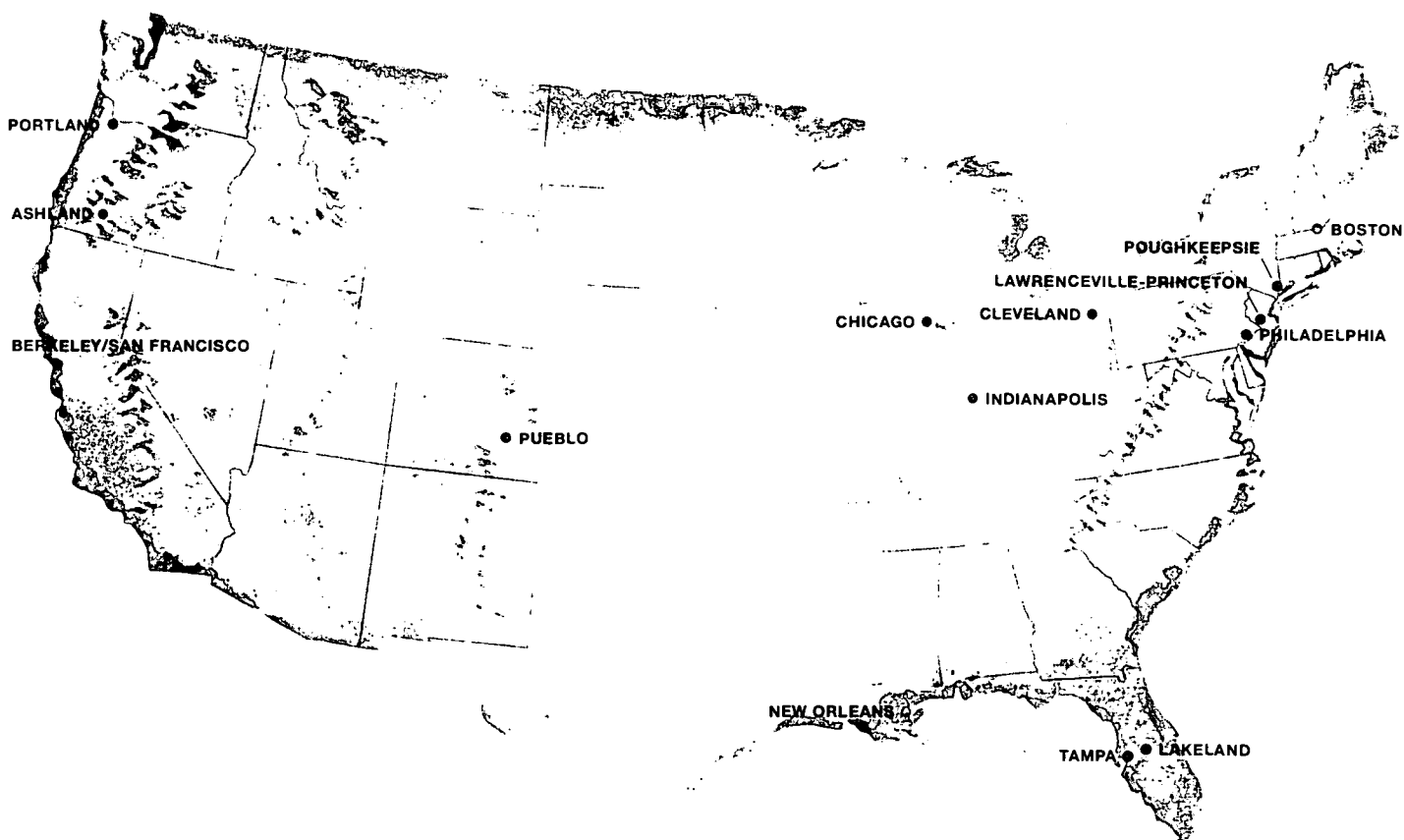
ALA students often become friends for life.



There are many opportunities to travel in the U.S.A. in self-directed groups or on trips planned by ALA.

AMERICAN
LANGUAGE
ACADEMY

ALA offers programs at campus sites across the U.S.A.—from Boston to Florida to California—providing a wide variety of choices for learning English. At all sites, students participate in the life of the campus and have free use of campus recreational facilities.



5

ASHLAND
Southern Oregon
State College

**BERKELEY/
SAN FRANCISCO**
ALA Berkeley

CHICAGO
Lake Forest
Academy
Saint Xavier
University

CLEVELAND
Baldwin-Wallace
College

INDIANAPOLIS
Butler University

LAKELAND
Florida Southern
College

**LAWRENCEVILLE-
PRINCETON**
Rider University

NEW ORLEANS
Nicholls State
University

PHILADELPHIA
Beaver College

PORTLAND
The University
of Portland

POUGHKEEPSIE
Oakwood Friends
School

PUEBLO
The University of
Southern Colorado

TAMPA
The University
of Tampa



Business programs visit centers of international commerce in Chicago and other U.S. cities.



ALA's Ski and Study Program visits some of the best slopes in Colorado.

ALA offers a range of programs to meet the needs of students and professionals:

UNIVERSITY PROGRAMS—for students who want to improve language skills in a university setting.

PRIVATE HIGH SCHOOL PROGRAMS—for younger students who want to learn in a secure, boarding school environment.

EXECUTIVE TRAINING PROGRAMS—with schedules and formats specifically tailored to the executive's needs.

HOLIDAY ENGLISH PROGRAMS—for those who want to learn English during a short vacation period.

CUSTOMIZED PROGRAMS—for special groups with special dates, housing, curricula, and activities.



ALA sites offer many recreational activities.



ALA students enjoy campus exercise rooms.



ALA high school students are fully integrated into school life.

For more information or to receive an ALA catalog, call or write:

Admissions Coordinator
American Language Academy
Executive Offices, Dept. IIE
1401 Rockville Pike, Suite 550
Rockville, MD 20852 U.S.A.

Telephone: (301) 309-1400
Fax: (301) 309-0202
E-mail: amerlang@mcimail.com

6

BEST COPY AVAILABLE

**AMERICAN
LANGUAGE
ACADEMY**


The Boston School of Modern Languages

814 South Street, Boston (Roslindale), Massachusetts U.S.A. 02131 Telephone: (617) 325-2760 FAX: (617) 325-2763

Downtown Office:

240 Commonwealth Avenue, Boston, Massachusetts U.S.A. 02116 Telephone: (617) 536-5505 FAX: (617) 536-4217

THINK CAREER STUDY ENGLISH



The Boston School of Modern Languages is an exclusive, private language institution which was established in 1925 for the purpose of teaching English to foreign students.

- 67 years of experience.
- Quality programs.
- Organized curriculum.
- Highly-educated faculty.
- Textbooks and materials developed exclusively for BSML.
- Thorough placement testing.
- 12 levels of proficiency.
- Small groups.
- Weekly progress evaluation.
- Business English.
- TOEFL preparation.
- Drama and public speaking.
- Experienced office staff.
- Individual attention and counseling.
- Complete housing program.
- Modern facilities.
- Convenient location.
- Extra-curricular activities.



NEW ENGLAND'S FIRST AND
LEADING LANGUAGE CENTER


7

English Language & Orientation Programs in the United States

Offered by U.S.
Institutions of
Higher Education
and Private
Language Schools

Carl De Angelis
Sara J. Steen
Editors

BEST COPY AVAILABLE





"You have 30 minutes to complete this section."

BEST COPY AVAILABLE

TOEFL®



TOEFL Preparation Materials. The best way of all to prepare for the actual test. Before you take the test, make sure you're prepared with the official TOEFL study materials — the only preparation materials from the developers of TOEFL. Now you have three choices to meet every need and budget: the economical *Sample Test*, our all-new *Practice Tests*, and our comprehensive *Test Preparation Kit*. No matter which you choose, you'll have the most up-to-date preparation possible. So don't get caught by surprise. Call or write today for more information or to order.



609-771-7100 • toefl@ets.org • gopher.ets.org • TOEFL Program Office, PO Box 6155, Princeton, NJ 08541-6155, USA
ETS, EDUCATIONAL TESTING SERVICE, the ETS logo, TOEFL, and the TOEFL logo are registered trademarks of Educational Testing Service. ©1996 ETS

Contents

vii	Institute of International Education	54	District of Columbia
ix	How to Use This Book Read this first. Provides sample entries and line-by-line explanations of the information provided in this book.	59	Florida
xxv	Planning for Study in the United States: A Resource Guide	70	Georgia
xxxi	TESOL Standards, Self-Study and Accreditation	73	Guam
xxxiii	NAFSA Self-Study and Evaluation Resources TESOL (Teachers of English to Speakers of Other Languages) and NAFSA: Association of International Educators are leading U.S. organizations in English as a Second Language and international educational exchange. Each organization provides a brief introductory discussion of ways to identify ESL programs of high quality. Longer statements of their standards are contained in appendixes to this book.	74	Hawaii
		75	Idaho
		76	Illinois
		84	Indiana
		86	Iowa
		90	Kansas
		94	Kentucky
		96	Louisiana
		98	Maine
		99	Maryland
		102	Massachusetts
		111	Michigan
		115	Minnesota
		116	Mississippi
		117	Missouri
		120	Montana
		121	Nebraska
		123	Nevada
		123	New Hampshire
		124	New Jersey
		125	New Mexico
		126	New York
		142	North Carolina
		144	North Dakota
		145	Ohio
		150	Oklahoma
		154	Oregon
		159	Pennsylvania
		167	Rhode Island
		168	South Carolina
		170	South Dakota
		171	Tennessee
		174	Texas
		187	Utah
		190	Vermont
		191	Virginia
		195	Washington
		204	West Virginia
		206	Wisconsin
		210	Wyoming
1	Alabama		
3	Arizona		
5	Arkansas		
7	California		
46	Colorado		
51	Connecticut		
53	Delaware		

ENTRIES

Intensive English Programs

Intensive English Programs (IEPs) are full-time preacademic educational programs that offer at least 15 hours of intensive English classes each week. IEPs usually provide several proficiency levels of English training. International students enroll for several weeks to several months to improve their English to the level required for enrollment at a U.S. college or university. Intensive English is a full-time activity that students pursue before, not in combination with, academic degree study in their chosen field.

ESL Courses

U.S. colleges and universities offer ESL courses to international students that allow them to improve their English language skills while pursuing degree study in their fields. ESL courses in this section are not full-time; they offer fewer than 15 hours of ESL instruction each week. Students with limited English language proficiency are rarely able to combine degree study with ESL. Students with limited English should complete an intensive program before beginning degree study.

- 211 Alabama
- 212 Arizona
- 212 Arkansas
- 213 California
- 219 Colorado
- 220 Connecticut
- 221 District of Columbia
- 222 Florida
- 224 Georgia
- 226 Guam
- 226 Hawaii
- 227 Idaho
- 227 Illinois
- 232 Indiana
- 233 Iowa
- 235 Kansas
- 238 Kentucky
- 239 Louisiana
- 240 Maine
- 240 Maryland
- 242 Massachusetts
- 244 Michigan
- 247 Minnesota
- 248 Mississippi
- 248 Missouri
- 250 Montana
- 250 Nebraska
- 252 Nevada
- 252 New Hampshire
- 253 New Jersey
- 255 New Mexico
- 255 New York
- 261 North Carolina
- 263 North Dakota
- 263 Ohio
- 267 Oregon
- 269 Pennsylvania
- 274 Rhode Island
- 274 South Carolina
- 274 South Dakota

- 274 Tennessee
- 276 Texas
- 281 Utah
- 282 Vermont
- 282 Virginia
- 284 Washington
- 287 West Virginia
- 287 Wisconsin
- 289 Wyoming

APPENDIXES

- 291 **A: TESOL Standards for Postsecondary Programs**
- 297 **B: NAFFSA Principles and Self-Study Program**
- 305 **C: UCIEP Member Organizations**
- 307 **D: AAIEP Member Organizations**

INDEXES

- 313 **I: Sponsoring Institutions**
- 327 **II: Beginning Dates of Intensive English Programs**
- 351 **III: English for Specific Purposes**

Advertising Policy

Advertising in *English Language and Orientation Programs in the United States* is open to accredited U.S. higher educational institutions and private organizations that sponsor Intensive English Programs or English as a Second Language courses as described in this book.

The Institute of International Education does not attempt to evaluate programs and courses listed in this book, nor can it verify statements made by advertisers in their ads. Inclusion of a program or advertisement does not imply IIE recommendation, nor does omission imply IIE disapproval. Advertisers are solely responsible for the accuracy of the information in their advertisements.

Please note that program listings are free of charge and are provided by IIE as a public educational service. They are not contingent upon the purchase of advertising space by the sponsor.

See **Index I: Sponsoring Institutions** to find the program listings of the advertisers listed here.

Accent on Language
American Language Academy
Ashland University
Boston School of Modern Languages
California State University, Fullerton
Center for English Studies
Chatham College
College of Notre Dame of Maryland
Colorado State University
Columbia University
DePaul University
Eastern Kentucky University
Economics Institute
ELS Language Centers
English Center for International Women
English Language Center
English Language Study Center
Gonzaga University
Hawaii Pacific University
IELS Language School
Interlink Language Center, Golden
International Center for Language Studies, Washington DC
Johns Hopkins University, School of Arts and Sciences
Kaplan Educational Centers
LCP International Institute
Mercer University, Macon
New World Language Institute
North Dakota State University
Old Dominion University
Olin Center
Pace University
Pennsylvania State University
Rancho Santiago College
Rennert Bilingual
Rochester Institute of Technology
Saint Louis University
San Diego State University
Spring International Language Center, Littleton
State University of New York at Buffalo
State University of New York, College at New Paltz
Texas Intensive English Program
University of Alabama
University of California, Davis
University of California, Riverside
University of Houston, Downtown
University of Iowa
University of Miami
University of Missouri, Columbia
University of North Texas
University of Pittsburgh, Main Campus
University of San Francisco
University of South Alabama
University of South Carolina
University of West Florida
Wayne State University
World Learning/School for International Training

New Programs

To Send IIE Information on New Intensive English Programs:

If you offer an Intensive English Program or course not listed in this book, you may ask to be added to the mailing list for the next edition's survey. Enclose current printed information with your letter. If your program is appropriate for *English Language and Orientation Programs in the United States*, IIE will send you a New Program Questionnaire at the time the Institute begins work on the next edition. Mail or fax your request to:

ELOPUS Editor
IIE Books
809 United Nations Plaza
New York NY 10017-3580
USA
Fax: 212-984-5358

Credits

Production Manager: Lisa Rhoades
Assistant Editor: Marie O'Sullivan
Editorial Assistants: Theresa Duhon, Katie Johntz, Carol Weeg
Database Design: Ed Battle
Cover Design: Dutton & Sherman

Eleventh Edition

English Language and Orientation Programs in the United States

Copyright © 1997 by the Institute of International Education.

All rights reserved. No part of this book may be incorporated into any information retrieval system, electronic or mechanical, without the written permission of the Institute of International Education.

Printed in the United States of America

ISBN: 087206-238-4

Institute of International Education

The Institute of International Education (IIE) is the largest U.S. higher educational exchange agency.

IIE builds international understanding through educational exchanges that reach nearly all the world's nations. Many IIE programs further international development goals.

A nonprofit organization with over 650 college and university members in the U.S. and abroad, IIE has provided information on educational exchange to higher education and the public for more than 75 years.

USIA Fulbright Program

The Institute assists the U.S. Information Agency (USIA) in the conduct of the graduate Fulbright Program for both U.S. and foreign students at the predoctoral level.

U.S. students enrolled in a U.S. college or university must apply through a campus Fulbright Program Adviser. U.S. citizens not formally enrolled in a higher educational institution may request applicant information on USIA Fulbright Program grants from IIE's U.S. Student Programs Office.

Foreign nationals who wish to apply for financial assistance through the Fulbright Program to study in the United States must apply through the binational Fulbright Commission or designated U.S. diplomatic post in their home nation. IIE cannot accept applications from foreign nationals for the USIA Fulbright Program.

Program Administration

IIE administers more than 260 programs which benefit more than 12,000 men and women from nearly 170 nations each year. The Institute is an independent nonprofit agency. It organizes international projects at the request of sponsors such as the U.S. Information Agency, U.S. Agency for International Development, foundations, corporations, universities, foreign governments and international organizations.

Guidance information on all IIE-related programs and services may be obtained through IIE's website, *IIE Online*. The website address is: <http://www.iie.org>.

Purposes and Participants

IIE administers international education, training and research activities to fulfill goals developed in consultation with its sponsor organizations.

Purposes can vary from the institutional development of a university in an emerging nation to multinational corporate staff development, from short-term training to long-term research on world food needs. Half of those assisted are foreign students pursuing U.S. graduate degrees. The Institute also assists large numbers of U.S. students and U.S. and foreign senior scholars, scientists, artists, corporate executives and community leaders each year.

Services to Higher Education and the Community

IIE provides educational advising services worldwide that assist 200,000 individuals annually. IIE publications are standard guides to international study. IIE research reports provide a substantive basis for policy choices in the field of international exchange.

U.S. Offices

U.S. offices are located in New York, the Institute's central office; Washington DC, Chicago, Denver, Houston and San Francisco. Students and educators visiting New York City are encouraged to make use of the IIE International Education Information Center in planning international study. The center is located at IIE headquarters at 809 United Nations Plaza, and is open Tuesday through Thursday from 11 to 4 except for major holidays. *The center cannot provide research assistance by phone or letter.*

Overseas Offices

IIE overseas offices are located in Bangkok, Thailand; Hong Kong; Hanoi, Vietnam; Mexico City, Mexico; Budapest, Hungary; and Moscow, Russia. In Indonesia, IIE is represented by the International Education Foundation in Jakarta.

How to Use This Book

English Language and Orientation Programs in the United States will help you to locate opportunities to study English as a Second Language (ESL) in the United States. The book provides basic information on Intensive English Programs and ESL courses at the postsecondary level. It also provides useful information in its introductory chapters, and the appendixes and indexes.

How to Use This Book offers specific information on how to use program descriptions to identify Intensive English Programs and ESL courses of interest to you. This section explains the book's overall organization, how individual program entries are organized, and the terms used in program descriptions. A list of abbreviations used in entries is included.

In addition to consulting this book, international students should seek out the U.S. Information Service (USIS) educational advising centers in their home countries. USIS centers offer much information on U.S. higher education. Advisers can assist international students to make the right educational choice.

Entries in this book are based on a survey of 1,000 U.S. postsecondary institutions and organizations on IIE's computer database of ESL sponsors. In addition, IIE sent questionnaires to all members of the ATESL professional interest section of NAFSA: Association of International Educators whose institutes were not already represented in the book. ATESL is the acronym for Administrators and Teachers in English as a Second Language. Virtually all Intensive English Programs interested in recruiting international students are members of NAFSA/ATESL. The survey was carried out during academic year 1995/96.

All Intensive English Programs and ESL courses listed prepare foreign-language speakers for academic study at U.S. educational institutions. Programs may also meet the needs of people who do not plan full-time academic study in the United States. In fact, many Intensive English Programs offer instruction geared to the needs of individuals preparing for work or technical training in an English-speaking environment. However, this book does not include programs designed to meet survival needs of refugees and immigrants, or remedial English programs for citizens and permanent residents, unless such programs are open to interna-

tional students and are bona fide regularly-scheduled ESL programs that also prepare foreign-language speakers for U.S. higher education.

Important Note

The Institute of International Education does not review or evaluate programs or courses listed in this book. Inclusion of a program or course does not imply IIE approval or recommendation. Omission does not imply IIE disapproval. Program evaluations and additional information must be requested directly from the ESL sponsor, not from IIE.

IIE tries to make the information in this book as accurate as possible. Bear in mind, however, that information-gathering for a reference book begins long before the book is printed, and that *English Language and Orientation Programs in the United States* is not published every year. For these reasons, it is a good idea to use this book as a basic, but not a final, information resource for selecting Intensive English Programs and ESL courses. **Final and full information on any program or course must be obtained directly from the sponsoring organization.**

At the point at which a choice must be made, it is especially advisable to contact the ESL sponsor in regard to information likely to have changed over time (e.g., dates and costs.) Note that entries in this book provide address, telephone, fax, e-mail and World Wide Web information helpful in making direct contact with the educational institutions and organizations that sponsor Intensive English Programs and ESL courses in the United States. Use this information!

INTENSIVE ENGLISH PROGRAMS

Intensive English Programs are full-time educational programs that provide a minimum of 15 hours of class instruction each week. These programs prepare people from other nations for U.S. higher education. They typically offer several levels of English language training. They provide orientation to U.S. academic life. Their intention is to teach international students to speak, write and understand English up to the level required for successful academic performance at a U.S. college or university. Some Intensive English Programs also offer courses to develop English proficiency in

specific fields of study such as education, law, marketing, science, etc.

This section also describes a group of programs that focus on specific academic and professional fields—often at the graduate level. These programs of English for Specific Purposes (ESP) develop both English language communications skills and skills needed for work and study in a professional field in the United States. For example, English for business programs are available that provide an introduction to U.S. management concepts and that strengthen the business-related English skills of the participants. Index III at the back of this book lists all ESP programs and Intensive English Programs that offer courses in specific fields.

For less intensive ESL (i.e., less than 15 hours/week), see **ESL Courses**, the second section of the book. Students often combine academic degree study with additional ESL courses that allow them to continue to develop English language proficiency while studying in their chosen field. These ESL courses are described in the next section of this book.

Sample Entry: Intensive English Programs

The sample entry describes a program that does not exist. In fact, the program entry could not exist, because it offers information under virtually all headings available as options in our computer database. No Intensive English Program offers quite that many options, although many come close. The advantage of this mythical program is that it allows us to provide an example of the many different kinds of useful data you may encounter in using this book, and to explain what they all mean.

CALIFORNIA

1111
EXEMPLARY STATE UNIVERSITY

Intensive English Program

Mendocino Hall 101
50 Johnson Avenue
Exemplary CA 99009-1999
Ph 299-999-9977
Fax 299-999-8866
E-mail ip@esu.edu
URL <http://www.esu/intpgms.edu>

Academic year 1996/97



Intensive English Program

Hrs/wk	Class	Lab	CAI
B:	16-20	5	
LI:	20	5	
I:	20	3	2
A:	20	2	3

IEP note • A: 5 hours electives

English for Specific Purposes • Business 5 hrs/wk, Communications, Public Relations 5 hrs/wk, Test Preparation: TOEFL 5 hrs/wk

Terms • 16 weeks beginning September, January; 8 weeks beginning June

Longest break(s) • 2 weeks beginning December, April

Average class size • 10

Program size • 50 average term, 75 summer

Distribution • Africa 5%; Americas 15%; Asia/Oceania 60%; Middle East/North Africa 15%; Other/Unknown 5%

Faculty • *Teachers*: 5 full-time, 3 part-time *Full-time teaching load*: 15 hours/week *Advanced degree ESL fields*: 5 full-time, 3 part-time *Administrators*: 1 full-time, 4 part-time

Eligibility • all foreign nationals with academic admission to host institution

Issues • I-20, IAP-66; I-20 includes academic admission conditional on English language proficiency

Academic credit • 5 undergraduate degree credits for ESL replacing freshman English *May take academic courses*: at Advanced level

Tests • International, Institutional TOEFL; Michigan tests, locally developed tests

Services • academic counseling, academic placement, airport meeting, campus orientation, conversation partners, crosscultural activities, field trips, homestay, host family, housing assistance, international student adviser, personal/cultural counseling, recreational activities, visa/tax counseling

Costs • tuition \$3,000.00 16-weeks, \$1,600.00 8-weeks; application fee \$50.00 applicable to tuition; activities fee \$75.00; health insurance \$250.00

Housing • *Campus housing*: available year-round *Off-campus housing*: readily available, moderately priced; assistance in locating provided *Room*: \$1,500.00 16-weeks, \$850.00 8-weeks

Board • board plan \$700.00 16-weeks, 10 meals per week; \$750.00, 15 meals per week; \$775.00, 19 meals per week

Other information • *Established*: 1975 *Member*: UCIEP, AAIEP *Endorsements*: TESOL standards, NAFA principles (HE) (P+C) ▶

The paragraphs that follow explain the terms used under each major heading in a program entry, using the sample entry as an example. Major headings are printed in **boldface**. Subheads under the major headings are printed in *italic* type.

OVERALL ORGANIZATION

Programs are grouped by state. See the Map of the United States of America in this book. Within each state, programs are listed alphabetically by name of the sponsor higher educational institution or corporation.

Sponsor Name and Address

CALIFORNIA

1111

EXEMPLARY STATE UNIVERSITY

Intensive English Program

Mendocino Hall 101

50 Johnson Avenue

Exemplary CA 99009-1999

Ph 299-999-9977

Fax 299-999-8866

E-mail ip@esu.edu

URL <http://www.esu/intpgms.edu>*Academic year 1996/97*

Each entry begins with a number used to identify the program within the listing sequence and in the indexes. **Intensive English Program** entry numbers are four-digit numbers beginning with 1. The name of the sponsor college, university, or corporation is next, followed by the title of the program.

The program sponsor is the organization with legal responsibility for the program. If the sponsor is a U.S. accredited college or university, the entry indicates that fact on the last line with the symbol (HE).

Accreditation is recognition by impartial evaluating agencies that a college or university meets a defined standard. It is important to know that a U.S. higher educational institution is accredited, because national and regional agencies with long experience in evaluation have verified that educational offerings of the college or university meet a minimum standard of quality.

IIE uses the standard annual reference book, *Accredited Institutions of Postsecondary Education*, published for the Council on Postsecondary Accreditation by the American Council on Education, as its resource in determining accreditation status of colleges and universities in this book.

Note that accreditation applies only to colleges and universities. There is no accepted accrediting agency for Intensive English Programs as separate entities.

If the sponsor organization is a corporation that is not a U.S. accredited college or university, the symbol (HE) does not appear at the end of the listing.

BEST COPY AVAILABLE

In some cases, a corporation-owned program is physically located on the campus of an accredited U.S. college or university, but the higher educational institution itself is not the sponsor. In such cases, the address indicates that the program is located on campus *in care of (c/o)* the higher educational institution, e.g., *John Smith English Language Program, c/o John Doe University*, and the symbol (HE) does not appear at the foot of the entry.

The program address, telephone, fax, and e-mail are as provided to IIE in response to the survey for this edition. The URL (Uniform Resource Locator) subheading indicates the program sponsor's home page address on the World Wide Web. This is followed by the *Academic year* on which the information provided is based. Standard two-letter U.S. Post Office abbreviations are used for state names in all addresses, e.g., CA for California, NY for New York, etc. See *Map of the United States of America* for identification of the two-letter U.S. Post Office state abbreviations.

Few abbreviations are used in this book because its primary readers do not speak English as their first language. Standard abbreviations used in program entries are listed at the end of *How To Use This Book*.

Intensive English Programs

Intensive English Program			
Hrs/wk:	Class	Lab	CAI
B:	16-20	5	
LI:	20	5	
I:	20	3	2
A:	20	2	3

IEP note • A: 5 hours electives
English for Specific Purposes • Business 5 hrs/wk, Communications, Public Relations 5 hrs/wk, Test Preparation: TOEFL 5 hrs/wk

All intensive ESL programs are identified by the phrase **Intensive English Program** after the address and academic year information, followed by a table that presents the number of hours/week of required work.

Class is the number of required hours per week of classroom instruction at each level of ESL.

Lab is the number of hours per week that students are required to spend in a language laboratory.

CAI is an abbreviation for **Computer-Assisted Instruction**. If other electives are offered, they will be listed here.

The levels of English language proficiency used in this book are:

- B:** Beginning level: student has no knowledge of English.
- LI:** Low Intermediate level: student has some basic knowledge of English, can understand and be understood with difficulty.
- I:** Intermediate level: student can understand and read with some ease, makes frequent mistakes in writing and speaking, has control of a limited number of grammatical structures.
- A:** Advanced level: student has control over most of the structures of English grammar, makes few mistakes although lacks full idiomatic fluency.

In the program descriptions, these terms describe the level of English language proficiency of entering students for whom a particular program is intended. Programs may divide participants into even more precisely categorized levels of English proficiency, e.g., Higher Intermediate, and offer more finely differentiated levels of instruction.

Information on other aspects of ESL instruction are provided where available, e.g., information on optional activities, at the bottom of the table that states intensive ESL class and lab hours/week. If the Intensive English Program offers courses in specific fields, this information appears next under the heading **English for Specific Purposes**.

English for Specific Purposes Programs

Five to ten percent of the nearly 400 Intensive English Programs have a special focus on a professional field or on orientation to U.S. academic life. These special programs are identified by individual names rather than by the generic title "Intensive English Program." For example, the English for Specific Purposes (ESP) program at *Exemplary State University* might have a name like the *International Business and Banking Program for Professionals*. Information on ESP programs parallels that provided on Intensive English Programs, except that the table on hours/week of class and language lab instruction does not apply and is not used. A summary phrase stating class hours/week is used instead of the table.

Terms

Terms • 16 weeks beginning September, January; 8 weeks beginning June

Provides information on length-in-weeks of program terms, and on months in which new terms begin. Many sponsors offer programs of several different lengths. Programs frequently begin at several different starting-dates during the year. Terms lists longest term first, followed in descending order of length by other terms offered. Beginning dates are sequenced from August, the first month of the academic year, and continue through the annual cycle through July. Months, rather than exact dates, are used as beginning dates in the entries.

For more information on beginning dates, see Index II, which provides guidance as to the beginning dates of all programs in this section, broken-down into thirds of each month of the year.

Longest Break(s)

Longest break(s) • 2 weeks beginning December, April

It helps people from other nations to know when the longest break(s) in a program occur, especially when alternate housing arrangements must be made during the breaks, as is often the case. Contact individual programs to determine their housing policy during breaks. Ask about any other interruptions in the programs, e.g., for holidays.

Average Class Size and Program Size

Average class size • 10
Program size • 50 average term, 75 summer

Average class size indicates the average number of students per class. Program size is the average number of enrolled students of the entire Intensive English Program at the institution. In some cases, programs have provided figures on program size for both the average term during the academic year and for their summer program, typically where there is a large difference between the academic year enrollment and the summer enrollment.

Distribution

Distribution • Africa 5%; Americas 15%; Asia/Oceania 60%; Middle East/North Africa 15%; Other/Unknown 5%

This statistic describes the percentage of total enrollment from each world region in the program.

Faculty

Faculty • *Teachers*: 5 full-time, 3 part-time *Full-time teaching load*: 15 hours/week *Advanced degree ESL fields*: 5 full-time, 3 part-time *Administrators*: 1 full-time, 4 part-time

Programs may employ faculty either full-time and/or part-time. Statistics are given on numbers of instructors employed in both categories. Information is provided on the average number of hours/week taught by a full-time faculty member.

Entries also provide the numbers of full-time and/or part-time instructors with advanced degrees in ESL-related fields. Instructors with advanced degrees hold the minimum of a master's degree in Teaching of English as a Foreign Language (TEFL) or Teaching of English as a Second Language (TESL) or in applied linguistics.

Also provided are the numbers of full- and/or part-time administrators for the program.

Eligibility

Eligibility • all foreign nationals with academic admission to host institution

Specifies the groups of applicants who are eligible for admission to the Intensive English Program, as well as any special conditions in regard to eligibility.

Issues

Issues • I-20, IAP-66. I-20 includes academic admission conditional on English language proficiency

Indicates that certificates of eligibility for U.S. Immigration and Naturalization Service (INS) visa forms are issued by the program. The two major certificates of eligibility necessary for a visa are the I-20, for the F visa, and the IAP-66, for the J visa. Note that the certificate of eligibility is not in and of itself a visa, which must be issued by appropriate consular officials at U.S. diplomatic offices in other countries. U.S. consular officials only issue visas to prospective students if they meet all conditions imposed by the U.S. embassy or consulate.

In some cases, the I-20 issued for study in a preacademic Intensive English Program may include academic admission to the formal academic program of the sponsoring college or university. If so, a brief statement of the conditions for academic

admission is provided in the entry, e.g., I-20 includes academic admission conditional on demonstrated English language proficiency.

Academic Credit

Academic credit • 5 undergraduate degree credits for ESL replacing freshman English *May take academic courses:* at Advanced level

Some ESL programs sponsored by U.S. colleges and universities offer credit towards an academic degree for work completed in preacademic intensive English. This heading indicates whether such credit is offered, the amount of credit offered, and whether ESL can replace required courses in freshman English, a foreign language, an elective, or other academic courses.

In some cases, typically at the Advanced level, ESL students may take academic courses at the sponsor college or university while still actively enrolled in the Intensive English Program. Information is provided as to whether it is possible to take academic courses, and on the conditions for taking academic courses, e.g., with permission from the ESL program staff.

Tests

Tests • International, Institutional TOEFL; Michigan tests; locally developed tests

ESL programs use standardized tests to measure English language proficiency, most commonly the Test of English as a Foreign Language (TOEFL) of the Educational Testing Service (ETS). This heading provides information on the standardized tests used by the program sponsor to measure achievement of English language proficiency.

Services

Services • academic counseling, academic placement, airport meeting, campus orientation, conversation partners, crosscultural activities, field trips, homestay, host family, housing assistance, international student adviser, personal/cultural counseling, recreational activities, visa/tax counseling

Several kinds of support services are commonly provided by ESL programs. Information is given as to whether the program offers academic counseling, academic placement (i.e., seeks to find an appropriate U.S. college or university for program students

upon successful completion of the Intensive English Program), airport meeting, campus orientation, crosscultural activities, field trips, homestay, a host family program (in which arrangements are made for ESL students to visit with U.S. families), housing assistance (in which the program offers assistance in locating lodging), personal/cultural counseling, recreational activities and/or visa/tax counseling.

Costs

Costs • tuition \$3,000.00 16-weeks, \$1,600.00 8-weeks; application fee \$50.00 applicable to tuition; activities fee \$75.00; health insurance \$250.00

Cost data is provided on tuition, application fee, if any, activities fee, if any, and other fees. In some cases, an application fee may be applied to tuition if the candidate is admitted to the Intensive English Program. This information is provided where available.

If room and board are not separate costs but are included in tuition, entries provide that information.

Housing

Housing • *Campus housing:* available year-round *Off-campus housing:* readily available, moderately priced; assistance in locating provided *Room:* \$1,500.00 16-weeks, \$850.00 8-weeks

Indicates whether the program offers campus housing or not. Also indicates charges for housing (room) or housing plus food (room and board).

Off-campus housing may be available. Entries state whether off-campus housing is available or not, whether it is readily available or difficult to find, and whether it is moderately priced or expensive. If the program offers assistance in locating off-campus housing, that fact is indicated.

Board

Board • board plan \$700.00 16-weeks, 10 meals per week; \$750.00, 15 meals per week; \$775.00, 19 meals per week

Provides information on charges for food (board). Where the information is given, the price includes the number of meals per week. In some cases, housing and food (room and board) costs are combined into a single room and board charge, in

which case the board heading directs the reader, using the phrase, “board plan included in housing,” to the housing heading, where information on the combined cost is provided.

Other Information

Other information • *Established:* 1975 *Member:* UCIEP, AAIEP *Endorsements:* TESOL standards, NAFSA principles (HE) (P+C) ▾

Established: states the year in which the ESL program began. The year given is not the year in which the sponsor college or university was founded. It is the year in which an existing higher educational institution or private language school first offered its Intensive English Program.

Member: indicates that the sponsor organization is a member of University and College Intensive English Programs (UCIEP) and/or the American Association of Intensive English Programs (AAIEP). UCIEP is an independent consortium of university- and college-administered Intensive English Programs in the U.S. Its purpose is the advancement of professional standards and quality instruction in Intensive English Programs. AAIEP is an organization of Intensive English Programs aimed at promoting ethical and professional standards for Intensive English Programs. Details on each of these organizations are printed in the appendixes of this book.

Endorsements: “TESOL standards” indicates that the sponsor organization has endorsed the “TESOL Standards for Post-Secondary Programs” developed by *Teachers of English to Speakers of Other Languages (TESOL)*, the professional association of ESL teachers and administrators. “NAFSA principles” indicates that the sponsor organization has endorsed a set of standards developed by *NAFSA: Association of International Educators*, a nonprofit membership association composed of individuals and representatives of postsecondary institutions. The TESOL standards and the NAFSA principles are printed in full as appendixes to this book, and introductory chapters in the front of this book provide information on their roles in the field of English as a Second Language in the United States.

Users of this book are encouraged to consult the TESOL standards and NAFSA principles as part of

their decision-making process in choosing an ESL program. The fact that an ESL sponsor endorses the TESOL standards and/or NAFSA principles is an indication that the program attempts to meet defined standards of quality for ESL teaching and administration.

As noted above under the sponsor name and address heading, (HE) means that the sponsor—the legal entity responsible for the Intensive English Program—is an accredited U.S. college or university. Programs which are not identified with the (HE) symbol are sponsored by corporations or other organizations that are not U.S. accredited colleges or universities.

The (P+C) symbol at the end of an entry means that an intensive, full-time English program is located at an institution that also offers ESL courses which are not full-time and are less intensive. Information on courses is provided in the next section of this book, *ESL Courses*.

If the ▾ symbol appears, the user will be able to find the program sponsor’s ad in this book.

ESL COURSES

This section describes English as a Second Language courses and semi-intensive ESL programs. All courses are intended for international students pursuing academic study at U.S. colleges and universities. **ESL courses offer fewer than 15 hours of language instruction weekly.** Students are typically enrolled for degree study at a U.S. higher educational institution and are taking ESL courses to improve their English language proficiency as part of their academic program. Although courses are chiefly intended for students, some are open to individuals not enrolled in study for an academic degree.

For more intensive, full-time ESL programs of 15 or more hours/week, see the first section of this book, *Intensive English Programs*. Students who need to concentrate on developing English language proficiency before they can successfully pursue degree study at a U.S. college or university typically enroll in a preacademic Intensive English Program (IEP). These students may spend several weeks to several months on full-time English language study.

Sample Entry: ESL Courses

The sample ESL course entry provides examples of the data to be found in the course descriptions in this book. The paragraphs below explain terms used under each major heading, using the sample entry as an example. Major headings are printed in boldface. Subheads under major headings are printed in *italic* type.

CALIFORNIA

2222

EXEMPLARY STATE UNIVERSITY

Mendocino Hall 101
 50 Johnson Avenue
 Exemplary CA 99009-1999
Ph 299-999-9977
Fax 299-999-8866
E-mail ip@esu.edu
URL http://www.esu/intpgms.edu

Academic year 1996/97

TOEFL required for academic admission • 500 undergraduate, 550 graduate *TOEFL waived if student completes the institution's IEP*

Orientation • offered; \$35.00 orientation fee; 2 days campus orientation for international students, part of 5 days orientation for all students

Services • academic counseling, academic placement, airport meeting, career counseling, computer lab, conversation partners, crosscultural activities, field trips, homestay, host family, housing assistance, international student adviser, personal/cultural counseling, recreational activities, visa/tax counseling

ESL Courses

Fall, spring:

B, LI:

ESL, 5 hrs/wk, 16 wk/term

I, A:

Grammar, 5 hrs/wk, 16 wk term

Writing, 5 hrs/wk, 16 wk term

Spring:

A:

Reading Comprehension, 3 hrs/wk, 16 wk term

Vocabulary Development, 3 hrs/wk, 16 wk term

Other information • *Part-time ESL courses open to:*

dependents, tourists, business personnel *Member:* UCIEP,

AAIEP *Endorsements:* TESOL standards, NAFSA principles

HE) (P+C) ▀

OVERALL ORGANIZATION

Courses are organized by state. See the Map of the United States of America in this book. Within each state, courses are listed alphabetically by the name of the sponsor college or university.

Sponsor Name and Address

CALIFORNIA

2222

EXEMPLARY STATE UNIVERSITY

Mendocino Hall 101
 50 Johnson Avenue
 Exemplary CA 99009-1999
Ph 299-999-9977
Fax 299-999-8866
E-mail ip@esu.edu
URL http://www.esu/intpgms.edu

Academic year 1996/97

Each entry begins with a number used to identify it in the listing sequence and in the indexes. ESL course entry numbers are four-digit numbers beginning with 2. The name of the sponsor higher educational institution is followed by its address.

The address, telephone, fax, e-mail, and URL numbers are as provided to IIE in response to the survey for this book. They are followed by the *Academic year* on which the information provided is based.

TOEFL Required for Academic Admission

TOEFL required for academic admission • 500 undergraduate, 550 graduate *TOEFL waived if student completes the institution's IEP*

International students who apply for academic admission to a U.S. college or university often must meet a minimum standard of English language proficiency as demonstrated by their performance on the standard TOEFL examination (Test of English as a Foreign Language.) Minimum TOEFL scores required for undergraduate and, where appropriate, graduate admission are given under this heading. In some cases, the TOEFL requirement is waived if the student completes the institution's IEP, and this information is provided accordingly.

BEST COPY AVAILABLE

Orientation

Orientation • offered; \$35.00 orientation fee; 2 days campus orientation for international students, part of 5 days orientation for all students

Orientation to U.S. higher education and to U.S. society is particularly important for the international student, who, from the moment of arrival in the United States, must deal with customs and practices very different from those to which he or she is accustomed. Most campuses offer an orientation for all incoming students, both U.S. and foreign. Many campuses also offer special orientation programs for international students, frequently in combination with the more general orientation given to all new students. This heading provides data on the availability and length of orientation, the additional cost (if any) for orientation, and whether a special effort is made to orient the international student.

Services

Services • academic counseling, academic placement, airport meeting, career counseling, computer lab, conversation partners, crosscultural activities, field trips, homestay, host family, housing assistance, international student adviser, personal/cultural counseling, recreational activities, visa/tax counseling

International students require special support from campus services. If a campus provides academic and personal/cultural counseling and other special services to the international student through the office of an international student adviser or by other means, the availability of such services is indicated here.

ESL Courses

ESL Courses

Fall, spring:

B, LI:

ESL, 5 hrs/wk, 16 wk/term

I, A:

Grammar, 5 hrs/wk, 16 wk term

Writing, 5 hrs/wk, 16 wk term

Spring:

A:

Reading Comprehension, 3 hrs/wk, 16 wk term

Vocabulary Development, 3 hrs/wk, 16 wk term

ESL courses offered by the institution are listed. The level of English language proficiency at which a course is taught is indicated by one of the four

standard symbols used in this book: B (Beginning), LI (Lower Intermediate), I (Intermediate), and A (Advanced).

Each course listing indicates the number of hours per week and the terms during which the course is offered, unless the sponsor did not provide this information.

Other information

Other information • *Part-time ESL courses open to:* dependents, tourists, business personnel *Member:* UCIEP, AAIEP *Endorsements:* TESOL standards, NAFSA principles (HE) (P+C) ▶

Part-time ESL courses open to: Many U.S. colleges and universities offer part-time ESL courses to individuals who are not formally enrolled for an academic degree. This heading provides information as to whether part-time ESL is open to dependents of enrolled foreign students, or to business personnel, tourists and other groups that can benefit from ESL classes.

Member: indicates that the sponsor organization is a member of University and College Intensive English Programs (UCIEP) and/or the American Association of Intensive English Programs (AAIEP). Details on each of these organizations are printed in the appendixes of this book.

Endorsements: "TESOL standards" indicates that the sponsor organization has endorsed a set of standards for ESL programs developed by *Teachers of English to Speakers of Other Languages (TESOL)*, the professional association of ESL teachers and administrators. "NAFSA principles" indicates that the sponsor organization has endorsed a set of standards developed by *NAFSA: Association of International Educators*, a nonprofit membership association composed of individuals and representatives of postsecondary institutions. The TESOL standards and the NAFSA principles are printed in full as appendixes to this book, and introductory chapters in the front of this book provide information on their roles in the field of English as a Second Language in the United States.

As noted above under the sponsor name and address heading, (HE) at the foot of an entry means that the course(s) listed are offered by an accredited U.S. college or university.

The (P+C) symbol at the end of a course entry means that an intensive, full-time English program is also offered by this institution. Related programs are described in the previous section of this book, **Intensive English Programs**.

If the **D**-symbol appears, the user will be able to find the program sponsor's ad in this book.

Abbreviations

AAIEP	American Association of Intensive English Programs
ATESL	Administrators and Teachers in English as a Second Language
CAI	Computer-assisted instruction
CELT	Comprehensive English Language Test
ESL	English as a Second Language
ESP	English for Specific Purposes
Hrs/wk	Hours per week
IEP	Intensive English Program
Lab	Language laboratory
NAFSA	Association of International Educators
TESOL	Teachers of English to Speakers of Other Languages
TOEFL	Test of English as a Foreign Language
TOEIC	Test of English for International Communication
UCIEP	University and College Intensive English Programs

Proficiency Levels

Levels of English language proficiency used in this book are:

- B** Beginning
Student has no knowledge of English

- LI** Lower Intermediate
Student has some basic knowledge of English. Can understand and be understood with difficulty

- I** Intermediate
Student can understand and read with some ease. Makes frequent mistakes in writing and speaking. Has control of a limited number of grammatical structures.

- A** Advanced
Student has control over most of the structures of English grammar. Makes few mistakes although lacks full idiomatic fluency.

Symbols

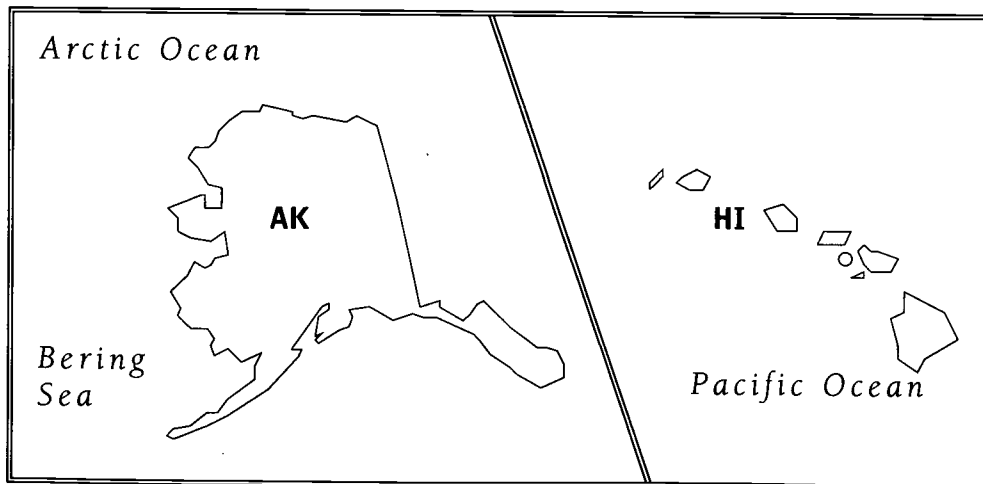
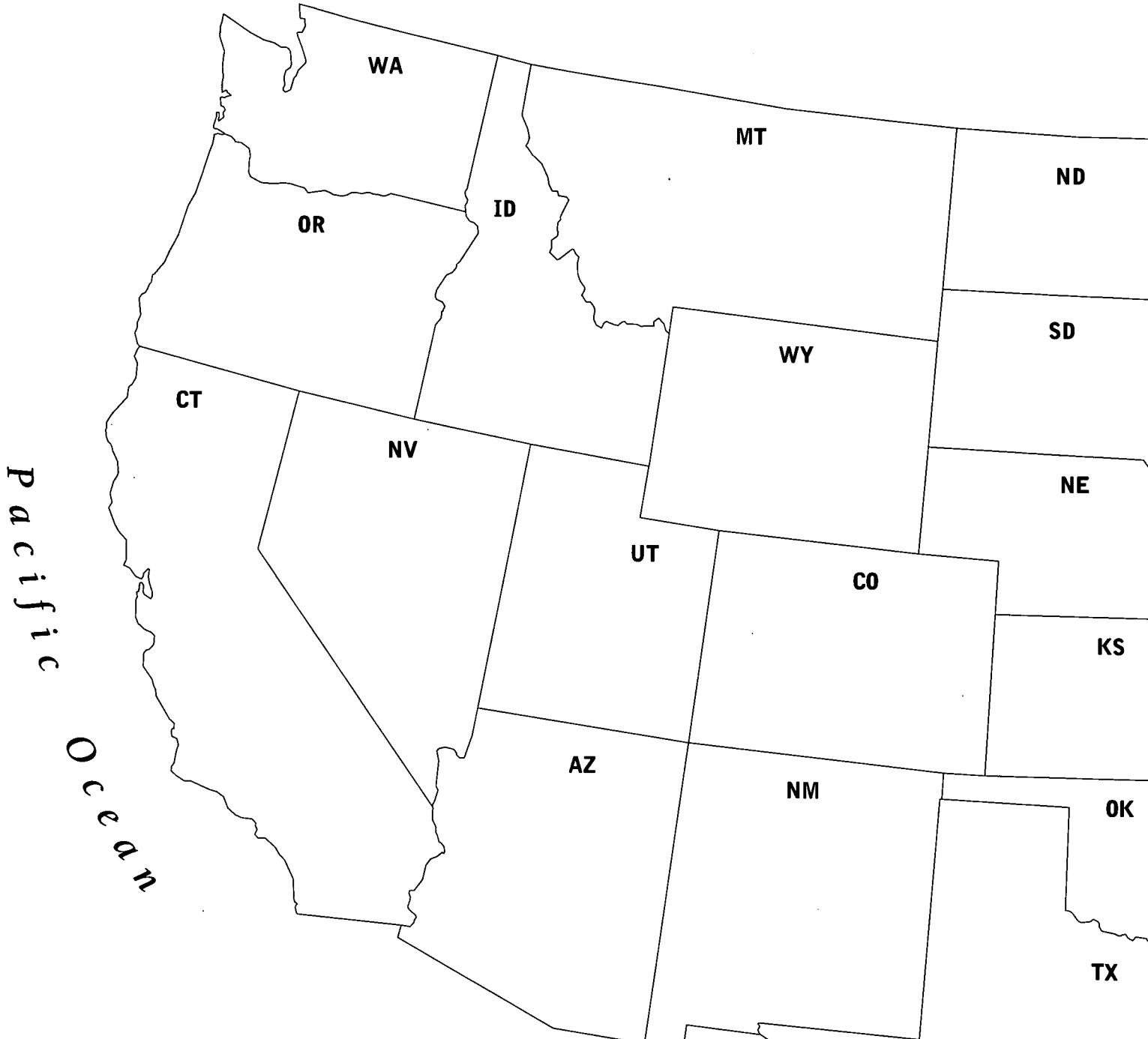
- HE** U.S. accredited higher educational institution
- P+C** Offers intensive ESL program and ESL course(s)
- D** Program sponsor's ad may be found in book

Map of the United States of America

The map on following pages shows the geographic location of the 50 states of the United States, where all ESL programs and courses described in *English Language and Orientation Programs in the United States* are located. The states are identified by their two-letter U.S. Post Office abbreviations in addresses throughout this book. Use this map for reference in identifying the geographical location of programs and courses of interest to you.

State Abbreviations

Alabama	AL	Missouri	MO
Alaska	AK	Montana	MT
Arizona	AZ	Nebraska	NE
Arkansas	AR	Nevada	NV
California	CA	New Hampshire	NH
Colorado	CO	New Jersey	NJ
Connecticut	CT	New Mexico	NM
Delaware	DE	New York	NY
District of Columbia (Washington DC)	DC	North Carolina	NC
Florida	FL	North Dakota	ND
Georgia	GA	Ohio	OH
Guam	GU	Oklahoma	OK
Hawaii	HI	Oregon	OR
Idaho	ID	Pennsylvania	PA
Illinois	IL	Rhode Island	RI
Indiana	IN	South Carolina	SC
Iowa	IA	South Dakota	SD
Kansas	KS	Tennessee	TN
Kentucky	KY	Texas	TX
Louisiana	LA	Utah	UT
Maine	ME	Vermont	VT
Maryland	MD	Virginia	VA
Massachusetts	MA	Washington	WA
Michigan	MI	West Virginia	WV
Minnesota	MN	Wisconsin	WI
Mississippi	MS	Wyoming	WY





Planning for Study in the United States: A Resource Guide

Study in the United States can be an extraordinary adventure in which the educational experiences do not start or stop at the classroom door. For students, study in the U.S. brings fresh perspectives on educational objectives, career choices, political and economic issues and human relationships. For mid-career professionals and educators, it can point a career in new directions, provide an invigorating change from routine and enhance educators' teaching and research upon their return.

Planning is the most crucial factor in the success of U.S. study and research at all educational levels, and should begin at least one year prior to departure. The choices to be made are many, and require time and thought. Choosing the right institution and program is complex, but can reward you with the experience of a lifetime.

The need for advance planning is especially important when you need financial assistance to achieve your educational or research objectives. Many grants and fellowships are awarded on the basis of competitions that require candidates to begin the application procedure eighteen months or more before departure. In many cases the deadline date for application is one full year before the award begins.

Funding Sources — Researching the Options

Funding for United States Study: A Guide for International Students and Professionals (\$39.95, available from IIE Books, PO Box 371, Annapolis Junction MD 20701) brings together information on a wide variety of grants that may be used by foreign nationals. It is compiled from a survey of more than 10,000 organizations that offer grants and/or are active in international educational exchange. The book is intended to provide information on those awards for which anyone who meets eligibility criteria may apply. Grants described in the book are offered by the U.S. and foreign governments, colleges and universities, international organizations, professional associations, foundations, corporations, libraries, research centers and binational agencies.

Types of awards offered range from small travel grants to postdoctoral research fellowships intended to cover full costs of research, living and dependents' expenses, international travel and a variety of other

expenses. Grants are offered that cover only tuition or living expenses, or that are intended to supplement financial support from other sources. Some awards are totally unrestricted in how they may be used. Duration varies from the length of a conference, to a summer or academic year, up to three or more years.

Calculate Expenses

When figuring your expenses to study or carry out research in the U.S., be sure to factor in all costs: tuition, housing, food, fees, books, health insurance, travel to and from your home country and the United States, and local travel.

Do not expect to find employment once you arrive in the U.S. On-campus work employment opportunities are limited and highly competitive. Current U.S. immigration regulations restrict employment outside the university for both international students and their spouses. Wages for teaching and research assistantships at U.S. universities are generally subject to U.S. taxes.

Women and U.S. Study

Despite recent progress, the percentage of women participants in international scholarship programs remains markedly lower than that of men.

The problems and barriers that women face in pursuing international education are wide-ranging. Family and personal concerns often weigh heavily in women's professional decisions. Societal norms and expectations—and restrictions and taboos—vary from country to country, from city to rural areas, and even from family to family within the same community. While there are strategies for helping to overcome barriers, such tremendous diversity demands that every woman who decides to pursue international educational opportunities necessarily address these issues within her own specific cultural and familial context.

It is important to focus on the positive aspects of study abroad. Pursuing advanced education overseas will benefit not only you, but also your family, and broadly speaking, perhaps even your country. Upon your return you will be better prepared to serve in your chosen profession, and you may have a significant impact on your community in your chosen field.

For practical information for women contemplating study or research in the U.S., read *Study Abroad: you can get there from here!* available free from IIE Books, PO Box 371, Annapolis Junction MD 20701.

Other Resources

Your nearest Educational Advising Center will have additional information on funding and study or research in the U.S. Most centers have general reference material with the addresses and admission requirements of various institutions, as well as information on grants. They may also have special lectures on admissions and funding possibilities.

To locate the Educational Advising Center nearest you, refer to the appendix "Overseas Educational Advising Centers" in *Funding for United States Study*, consult the *Directory of Overseas Educational Advising Centers* (\$19.95, College Board Publications, Box 886, New York NY 10101), or contact the American Embassy, consulate or USIS office in your country.

The following bibliography lists publications and Websites concerned with study and research abroad as well as funding opportunities. The list is current at time of publication of *English Language and Orientation Programs in the United States*. Contact publishers and Websites for the most up-to-date information.

Publications

Advisory List of International Educational Travel and Exchange Programs, Council on Standards for International Educational Travel, 1992

Annual Register of Grant Support, 29th edition, R.R. Bowker/Reed Publishing, 1996
URL: <http://www.reedref.com:80/bowker/index.html>, see "Product Catalog"

This comprehensive reference is organized by subject area and offers information on both traditional (corporate, private, and public) and nontraditional (educational associations and unions) sources of funding.

Assistantships and Graduate Fellowships in the Mathematical Sciences, American Mathematical Society Publications, 1995-96
URL: <http://www.ams.org>, go to "AMS Publications", then to "New Publications"

This resource gives detailed descriptions of specific academic departments at specific schools. It offers sources of support for foreign nationals wishing to study in the U.S. and sources of support for graduate study and travel for U.S. students.

Athletic Scholarships, 3rd edition, Facts on File, 1994

This guide gives a state-by-state listing of American colleges including sports opportunities and scholarship amounts. It also includes contact names and addresses and a sport-by-sport appendix.

Awards, Honors & Prizes: U.S. and Canada, Vol. 1, First edition, Gale Research/Thomson Publishing, 1986

URL: <http://www.thomson.com/gale/default.html>, go to "Gale Catalog"

Awards in this comprehensive guide are listed alphabetically by administering organization, followed by alphabetical listings and descriptions of each award offered. It is indexed by organization, award and subject.

Barron's Complete College Financing Guide, Barron's Educational Series, Inc., 1994

This book explicitly states that it is useful for international students. Offering basic financial aid information, it also describes the following types of programs: federal, state, school, employment, military, minority, women, and handicapped.

Barron's Guide to Financing a Medical School Education, Barron's Educational Series, Inc., 1994

Offering basic information about financial aid for medical school, this resource lists programs for minority applicants, and federal, state and individual assistance programs. It also includes a directory of U.S. medical schools.

Directory of Biomedical and Health Care Grants, 9th edition, Oryx Press, 1995

URL: <http://www.oryxpress.com/books>, go to "Browse our Catalogs"

This resource lists a wide range of programs sponsored by both private and governmental sources. For federal grant searches, this guide provides NSF, NIH, RFA and RFP program and reference numbers. Programs are indexed by type, subject and sponsor.

Directory of Financial Aids for Women, Reference Service Press, 1993-95

Divided into scholarships, fellowships, loans, grants, awards and internships, this resource provides full program descriptions. It includes an annotated bibliography and is indexed by program title, sponsor, area and subject.

Directory of Grants in the Humanities, 9th edition, Oryx Press, 1995/96

URL: <http://www.oryxpress.com/books>, go to "Browse our Catalogs"

This resource lists a wide range of programs sponsored by both private and governmental sources including the NEA and NEH. Listings include a full program description. Programs are indexed by type, subject and sponsor.

Directory of Research Grants, Oryx Press, 1995

URL: <http://www.oryxpress.com/books>, go to "Browse our Catalogs"

Taken from the GRANTS database, this resource lists a wide range of research programs sponsored by both private and governmental sources. Listings include a full program description. Programs are indexed by type, subject and sponsor.

Fellowships in International Affairs-A Guide to Opportunities in the U.S. & Abroad, Lynne Rienner Publishers, 1994

Published in conjunction with WIIS (Women in International Service), this guide lists fellowships meant to encourage women to pursue careers in international security. Fellowships are listed alphabetically and indexed by title, area and type.

Foundation Grants to Individuals, 9th edition, Foundation Center, 1995

URL: <http://fdncenter.org>, go to "Publications"

This guide offers descriptions of a wide range of grants for individuals. It is comprehensively indexed by subject, type, geographic area, sponsor, educational institution and foundation name. It also includes an annotated bibliography.

Free Money for Graduate School, Henry Holt & Co., 1993

Program descriptions in this resource are arranged by graduate school curricula and include restrictions, deadlines and contact information. They are indexed alphabetically.

Free Money from Colleges and Universities, Henry Holt & Co., 1993

These program listings are organized by state and include a full program description. They are indexed alphabetically and by subject.

Funding for Law: Legal Education, Research & Study, Oryx Press, 1991

URL: <http://www.oryxpress.com/books>, go to "Browse our Catalogs"

This resource offers detailed program information about law school fellowships and internships, and grants for legal research. It is indexed by subject and sponsor.

German-American Scholarship Guide-Exchange Opportunities for Historians and Social Scientists, German Historical Institute, 1994-95

This guide is divided into two sections: scholarships for study and research in the U.S., and scholarships for study and research in Germany. Programs in each section are listed alphabetically and indexed by category.

Grants for Teachers: A Guide to Federal and Private Funding, Capitol Publications, 1993

This guide describes the how-tos of applying for funding. It lists sources as follows: national and international, state and local and state funding directories. Entries are indexed by subject and by type of support.

Grants Register, St. Martin's Press, 1995-97

This guide offers a comprehensive list of programs. They are organized alphabetically with special attention to eligibility requirements, and are indexed by subject.

Grants, Fellowships, and Prizes of Interest to Historians, AHA Publications, 1995-96

URL: <http://web.gmu.edu/chnm/aha/pubs>

This guide offers information on awards for historians from undergraduate to postgraduate grants, fellowships, prizes, internships and awards. It also includes a section on article, book and essay prizes.

Guide to Grants and Fellowships in Linguistics, Linguistic Society of America, 1994-96

Programs in this guide are listed alphabetically by organization (institutions, associations, and foundations) with descriptions. It also includes a list of

government agencies and a grants calendar with deadline information. There is no index.

Guide to U.S. Department of Education Programs, GPO, 1994

Programs are very briefly outlined and broken down as follows: elementary and secondary, postsecondary, research and improvement, bilingual education and minority languages, vocational and adult, special education and rehab services. All are indexed.

Harvard College Guide to Grants, Harvard University Office of Career Services, 1994

URL: <http://www.fas.harvard.edu>, go to "Administrative Departments", "Office of Career Services", "Services & Resources"

Geared toward college students and recent graduates, this guide describes national and regional grants and fellowships for study in the U.S., study abroad, and work and practical experience. It also offers appendixes and a bibliography.

Higher Education Moneybook for Minorities and Women, Young, Matthews & Cox Publications, 1993

Programs are broken down as follows: general undergraduate, undergraduate by major field, general graduate, graduate by academic field, general postdoctoral and postdoctoral by academic field. Each is briefly described and indexed alphabetically, by state and by keywords.

Hispanic Yearbook-Anuario Hispano, T.I.Y.M. Publishing Co., Annual

URL: <http://www.catalog.com/favision>

This guide lists Hispanic organizations, publications, radio and TV stations, though not specifically for grant-giving purposes. The 1995 edition includes a diskette of 800 financial aid programs for minorities.

Home from Home, Central Bureau, 1994

This resource lists homestays, home exchanges, term stays and farm stays in 50 countries.

International Exchange Locator, Alliance for International Educational and Cultural Exchange, 1996

This is a guide to U.S. organizations, federal agencies, and congressional committees active in international educational exchange. It lists over 400 Federal agency officials in 21 agencies with complete address and fax information.

The International Foundation Directory, Europa Publications Limited, 1994

URL: <http://www.bic.org.uk/libf/europa.html>

Although this comprehensive resource doesn't contain specific program information, it lists grant-giving foundations and describes their activities. It also includes contact information for those foundations.

Journalist's Road to Success-A Career and Scholarship Guide, The Dow Jones Newspaper Fund, 1993

As the title suggests, this guide covers education, scholarship, and career information. There is a separate section covering scholarships and grants which is divided by type of program (i.e. grant, scholarship, internship, training program, etc.).

Money for Film and Video Artists, ACA (American Council for the Arts), 1991

The listings are organized by sponsoring organization and entries include comments as well as basic application and program information. Entries are indexed by organization, geographic area, medium and format, and type of support.

Money for International Exchange in the Arts, ACA (American Council for the Arts), 1992

This directory lists grants, fellowships and awards for travel abroad, support and technical assistance for international tours and exchange, international artists' residencies, programs that support artists' professional development, and more.

Money for Performing Artists, ACA (American Council for the Arts), 1991

The programs in this guide are listed by sponsoring organization and include a detailed description with contact information. They are indexed alphabetically by organization, discipline, geographic area and type of support.

Money for Visual Artists, ACA (American Council for the Arts), 1993

Programs are listed alphabetically by sponsor with detailed program description. They are indexed by organization, geographic area and type of support.

Music Scholarship Guide, Music Educators National Conference, 1994

URL: <http://www.menc.org/books/books.html>

This resource offers information on more than 2,000 scholarships in more than 600 public and

private educational institutions in the U.S. and Canada. Descriptions include detailed program and contact information.

Music, Dance & Theater Scholarships, Conway Greene Publishing Co., 1995

This resource is divided by type of scholarship and schools are listed alphabetically. It is indexed by school, and there is also a city/state locator.

Official Guide to Financing Your MBA, Graduate Management Admission Council, 1994

In addition to basic financial aid information, this guide includes a chapter on scholarships which is listed by organization. It includes complete program descriptions including eligibility requirements.

Prentice Hall Guide to Scholarships & Fellowships for Math and Science Students, Prentice Hall, 1993

This guide includes basic college and graduate school information plus admissions and financial aid expectations. The listing of scholarships and fellowships is by organization with program description and contact information.

Scholarships and Fellowships (Publication 520), IRS Tax Forms Distribution Center

Study Abroad: you can get there from here! A Guide for Women, IIE, 1996

This pamphlet offers a variety of helpful information geared toward women wishing to study abroad.

Teacher Fellowships, Scholarships and Awards: Finding and Winning Funds for Professional Development, Capitol Publications, Inc., 1994

This book offers advice on obtaining funding. It lists possible sources by award name and gives a description and contact information. Programs are indexed alphabetically, by subject area and by funding source.

Volunteer! The Comprehensive Guide to Voluntary Service in the U.S. and Abroad, CIEE and the Council of Religious Volunteer Agencies, Biennial
This guide lists over 200 agencies seeking skilled and unskilled volunteers for short- and long-term service.

Working Holidays, Central Bureau, 1996

This guide offers information on paid and voluntary vacation jobs worldwide.

World List of Universities, Other Institutions of Higher Education and University Organizations, Stockton Press for the International Association of Universities, Biennial

World of Learning, Europa Publications Ltd., Annual

A Year Between, Central Bureau, 1994
This is a resource geared toward those taking a year out between school and higher education or work, or higher education and a career.

Websites

American Communication Association
URL: <http://www.uark.edu/comminfo/www/grants.html>
This site offers detailed descriptions of grants available in the communication field.

American Society of Civil Engineers
URL: <http://www.asce.org/>
The scholarships and fellowships listed on this site are available only to ASCE members.

Federal Information Exchange
URL: <http://web.fie.com/>
Fedix/Molis will now deliver e-mail announcements of grant opportunities to any of 12 federal agencies to anyone who registers. You can do so by visiting this website.

FastWEB
URL: <http://www.fastweb.com>
This site generates a personalized list of awards based on criteria selected by the user.

Gardinet
German-American Research Directory on the Internet
URL: <http://www.jhu.edu/~aicgsdocs>
This site offers a directory of organizations and programs that facilitate continuing education and practical work opportunities for Americans traveling to Germany, and for Germans traveling to America.

IIE Online
URL: <http://www.iie.org>
The Institute of International Education's website provides guidance information on the USIA Fulbright graduate fellowships and other IIE-related programs.

National Science Foundation: Guide to Programs
URL: <http://www.nsf.gov/>, go to "Info & Pubs"
The entire guide to NSF programs is available on the website.

Pitsco's Launch to Grants and Funding
URL: <http://www.pitsco.com/p/grants.html>
This site provides links to dozens of grant and funding source information.

Smithsonian Opportunities for Research and Study in History, Art, and Science
URL: <http://www.si.edu/>
There is some basic information available on the website.

Unofficial Guide to Rotary
URL: <http://www.tecc.co.uk/public/PaulHarris/youthdoc.html>
Although it is "unofficial," this site offers some helpful information about Rotary activities and funding opportunities.

URL List for Grant Seekers
URL: <http://www.csupomona.edu/seis/grants.html>
This website provides links and URL addresses to dozens of valuable grant resources.

USIA Website
United State Information Agency
URL: <http://www.usia.gov/>
This site gives a comprehensive listing and description of all USIA programs.

World Wide Arts Resources
URL: <http://www.world-arts-resources.com/institutcouncil.html>
Focusing on the arts, this site offers information about funding and provides contact information for arts organizations all over the world.

TESOL

Standards,

Self-Study

and

Accreditation

Teachers of English to Speakers of Other Languages, Inc. (TESOL) is an international professional association for English as a Second and Foreign Language educators. Its members include researchers, administrators, materials developers, testing specialists and linguists as well as classroom teachers and teacher trainers. The TESOL standards are printed in full as an appendix to this book.

In many countries in the world, a ministry of education or a nationally controlled body has the authority and responsibility for education regulation, including evaluation, curriculum development, standards and teacher examinations.

The U.S. education system is decentralized, flexible and responsive, but there is a lack of consistency among higher education institutions and programs regarding admissions standards and program expectations. Most evaluation takes place as part of a self-regulatory process administered by regional and program-specific accrediting bodies. Accreditation is voluntary and uses peer professionals and institutional pressure to meet generally accepted standards through self-assessment and periodic peer review for program development.

Self-Evaluation by English Programs

Since the early 1980s, TESOL has promoted English language and teacher preparation program regulation through the process of self-study. Its Professional Standards Committee formulated standards for English language programs and developed a program of self-study through which English language programs assess how well they meet those standards. Programs undergo a process of clarifying goals, examining resources and functions, and identifying the strengths and weaknesses of the program. An entire staff is usually involved in the self-study process, which helps build the capacity for continuing evaluation and change.

The TESOL self-study process includes endorsement of TESOL's Statement of Core Standards for Language and Professional Preparation Programs, available from TESOL. Programs that endorse the standards and complete the self-study process, requiring a commitment of up to 2 years for completion, may send a report to TESOL for review. If the self-study is successfully completed,

a program may receive a TESOL certificate of completion.

Accreditation

Beginning in 1993, TESOL members approached the Board of Directors about the development of an accrediting program for Intensive English Programs (IEPs) in the U.S. A task force appointed by the Board surveyed the field and found support for the project. As a result, in 1995 the Board appointed the Accreditation Advisory committee to develop an accreditation program.

The accreditation program will be different from the self-study process. In addition to the self-evaluation component, it will include peer review by site evaluators and regulation by the accrediting body.

Intensive English Programs (IEPs) in the U.S. must be accredited by an agency recognized by the U.S. Department of Education in order to send I-20 forms to international students who want to study in the U.S. IEPs that are not part of university programs that are accredited by a regional accrediting body must be independently accredited. The TESOL accreditation program will fill this need.

As of the printing of this current volume, the TESOL IEP accreditation project was in its second year of development. The Accreditation Advisory committee hopes to carry out pilot accreditation studies in the fall of 1998.

For more information about TESOL, the self-study program, and TESOL's emerging accreditation program, contact the TESOL Central Office, 1600 Cameron Street, Suite 300, Alexandria VA 22314-2751. *E-mail:* accred@tesol.edu.
URL: <http://www.tesol.edu>.

NAFSA Self-Study and Evaluation Resources

NAFSA: Association of International Educators is a nonprofit membership association that provides training, information, and other educational services to professionals in the field of international education and exchange. The association's membership is composed of nearly 8,000 individuals and representatives of postsecondary institutions. NAFSA's membership includes a large professional interest section, Administrators and Teachers of English as a Second Language (ATESL), comprised of professionals in the ESL field.

NAFSA has a number of resources to assist institutions in self-study and evaluation. These include *Standards and Policies in International Education*, a compilation of the association's standards for institutions and individuals, including NAFSA's Code of Ethics; the *NAFSA Self-Study Guide*, a comprehensive handbook on assessment of international educational programs; and *Building Better English Language Programs*, a series of readings from leading ESL professionals on evaluating and improving English language programs. These and other NAFSA publications are available for a nominal cost from the association's publications service. To obtain further information and place an order, contact the service at 800-836-4994.

In addition, NAFSA's Consultant Referral Service serves as an information clearinghouse on professionals in international education and ESL who offer their expertise to institutions on a consultative basis. Referrals are free to NAFSA individuals or institutional members. For additional information, contact Bill Carroll, Director of Education and Training, at NAFSA: Association of International Educators, 1875 Connecticut Avenue NW, Suite 1000, Washington DC 20009-5728. *Phone:* 202-939-3112. *E-mail:* billc@nafsa.org.

REACH YOUR GOALS

SPRING INTERNATIONAL

ON CAMPUSES IN ARKANSAS AND COLORADO

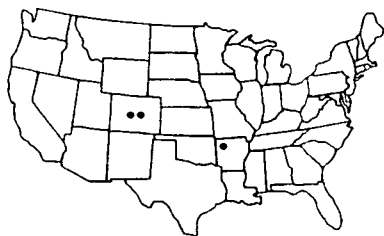


English Language Programs at
University of Arkansas, Fayetteville

Auraria Higher Education Center, including
**University of Colorado, Denver; Metro State College
and Community College of Denver**

Arapahoe Community College
Littleton, Colorado

- Intensive English 25 hours a week
- Conditional admission to U of Arkansas
- Academic counseling
- TOEFL preparation
- Experienced instructors with advanced degrees
- Dormitories or homestays
- Arrival assistance
- Special programs:
 - Business communication
 - Technical English
 - Sports and English
- Programs designed to meet specific needs



For information about Spring in Arkansas:
**Spring International Language Center, 300 Hotz Hall, University of Arkansas,
Fayetteville, Arkansas 72701 U.S.A.**
Tel. (501) 575-7600 Fax (501) 575-7673 E-Mail: silc@comp.uark.edu

BEST COPY AVAILABLE



The University of Alabama

ENGLISH LANGUAGE INSTITUTE

Strengths

- Full-time faculty with graduate degrees in field
- Small classes
- University credit courses available
- Institutional TOEFL
- Weekend activities/field trips
- American conversation partners
- State-of-the-art Resource Center
- University housing
- Airport pickup
- Beautiful campus
- Mild climate
- Southern hospitality

Programs

- Intensive English program
- Short-term programs for groups
- Academic English training
- English teacher training
- Technical writing for professionals
- International teaching assistant training

The University of Alabama

- State-supported public university of excellent quality
- More than 275 fields of study
- Over 75 programs at the graduate level
- Conditional University admission for qualified undergraduate applicants
- Undergraduate admission without TOEFL via ELI
- Concurrent University of Alabama and ELI study for qualified students
- Reasonable cost of living
- Friendly campus
- Outstanding facilities



Contact

English Language Institute
The University of Alabama
Box 870250

Tuscaloosa, AL

Telephone: (205) 348-7443

Fax: (205) 348-9746

E-mail: INFO@ELLAU.EDU

ALABAMA

1001

GADSDEN STATE COMMUNITY COLLEGE

Alabama Language Institute

PO Box 227
George Wallace Drive
Gadsden AL 35902-0227
Ph 205-549-8324
Fax 205-549-8444

Academic year 1996/97

Intensive English Program

Hrs/wk:	Class	Lab
LI:	24	1
I:	24	1
A:	24	1

IEP note • Supervised lab open daily

English for Specific Purposes • Business

Terms • 10 weeks beginning September, January, March, June

Longest break(s) • not applicable

Average class size • 15

Program size • 65 average term

Distribution • Africa 3%; Americas 17%; Asia/Oceania 63%; Europe, Eastern 1%; Europe, Western 1%; Middle East/North Africa 15%

Faculty • *Teachers:* 3 full-time, 3 part-time *Full-time teaching load:* 20 hours/week *Advanced degree ESL fields:* 3 full-time

Eligibility • foreign nationals

Issues • I-20. I-20 includes academic admission conditional on English language proficiency (TOEFL 450)

Academic credit • not offered *May take academic courses:* with TOEFL 500

Tests • Institutional TOEFL

Services • academic counseling, field trips, personal/cultural counseling, recreational activities

Costs • tuition \$1,095.00 10-weeks; health insurance \$116.00

Housing • *Campus housing:* available year-round
Off-campus housing: readily available, moderately priced; assistance in locating provided *Room and board:* \$750.00 10-weeks; \$125.00 refundable dorm deposit

Board • board plan included in housing

Other information • *Established:* 1973 (HE) (P + C)

1002

SPRING HILL COLLEGE

Intensive English Language Institute

4000 Dauphin Street
Mobile AL 36608
Ph 334-380-3090
Fax 334-460-2190
E-mail ieli@shc.edu
URL <http://www.shc.edu>

Academic year 1996/97

Intensive English Program

Hrs/wk:	Class
B:	25
LI:	25
I:	25
A:	25

IEP note • 15 hours language lab optional

English for Specific Purposes • Test Preparation: TOEFL, TOEIC 5-10 hrs/wk

Terms • 4 weeks year-round

Longest break(s) • 4 weeks beginning December

ENGLISH LANGUAGE CENTER

The University of South Alabama

The English Language Center (ELC) of the University of South Alabama offers intensive English language instruction and cultural presentation to international students who are preparing themselves for further study in the United States. The ELC is a division of the Center for International Trade and Commerce of the School of Continuing Education and Special Programs of the University.

THE PROGRAM FEATURES

- ★ Classes offered 4 times a year
- ★ Small class size (average 15 students)
- ★ Computer and language laboratories
- ★ Intermediate and advanced levels
- ★ Professional instructors
- ★ Assistance with college/university placement



- ★ A choice of elective classes such as U.S. Culture, American Short Story and TOEFL preparation

Send inquiries to:
ELC Program

University of South Alabama
219 Alpha East, Mobile, Alabama 36688, U.S.A.
Phone (334) 460-7185 Fax: (334) 460-7201

Average class size • 6

Program size • 30 average term

Distribution • Americas 20%; Asia/Oceania 70%; Europe, Western 5%; Middle East/North Africa 5%

Faculty • Teachers: 4 full-time, 2 part-time *Full-time teaching load:* 20 hours/week *Advanced degree ESL fields:* 1 part-time *Administrators:* 1 full-time

Eligibility • all applicants minimum 17 years of age

Issues • I-20

Academic credit • 12 undergraduate degree credits for ESL replacing foreign language *May take academic courses:* at Advanced level with adequate English language proficiency

Tests • Michigan tests, TOEIC, locally developed tests

Services • airport meeting, field trips, host family, personal/cultural counseling, recreational activities

Costs • tuition \$740.00 4-weeks; application fee \$25.00; activities fee \$25.00; health insurance \$50.00; room damage deposit \$100.00

Housing • Campus housing: available year-round

Off-campus housing: difficult to find, moderately priced
Room: \$315.00 4-weeks

Board • board plan \$390.00 4-weeks, 19 meals per week

Other information • *Established:* 1978 *Member:* AAIEP
Endorsements: TESOL standards (HE)

1003

UNIVERSITY OF ALABAMA

English Language Institute

Box 870250

Tuscaloosa AL 35487-0250

Ph 205-348-7413

Fax 205-348-9266

E-mail inquiry@eli.ua.edu

URL http://www.ua.edu

Academic year 1996/97

Intensive English Program

Hrs/wk:	Class	Conversation Partners
B:	20-25	2
LI:	20-25	2
I:	20-25	2
A:	20-25	2

English for Specific Purposes • Teaching Assistants
Terms • 8 weeks beginning August, October, January, March, June

Longest break(s) • 3 weeks beginning May

Average class size • 10

Program size • 85 average term

Distribution • Africa 4%; Americas 10%; Asia/Oceania 67%; Europe, Western 7%; Middle East/North Africa 12%

Faculty • Teachers: 8 full-time, 1 part-time *Full-time*

teaching load: 20 hours/week *Advanced degree ESL fields:* 8 full-time, 1 part-time *Administrators:* 2 full-time

Eligibility • foreign nationals

Issues • I-20, IAP-66. I-20 includes academic admission conditional on meeting admissions requirements for undergraduates

Academic credit • not offered *May take academic courses:* if academically admissible and 3.0 GPA in ELI classes

Tests • International, Institutional TOEFL; locally developed tests

Services • academic counseling, field trips, personal/cultural counseling, recreational activities, cultural activities

Costs • tuition \$1,275.00 8-weeks; application fee \$50.00; activities fee \$150.00; health insurance \$175.00; books \$75.00

Housing • *Campus housing:* available *Off-campus housing:* readily available, moderately priced *Room:* \$600.00 8-weeks

Board • board plan \$500.00 8-weeks

Other information • *Established:* 1982 *Member:* UCIEP *Endorsements:* TESOL standards, NAFSA principles (HE) (P + C)▶

1004

UNIVERSITY OF SOUTH ALABAMA

English Language Center

221 Alpha East
Mobile AL 36688-0002
Ph 334-460-7185
Fax 334-460-7201

Academic year 1996/97

Intensive English Program

Hrs/wk:	Class	Lab	CAI
LI:	20	4	4
I:	20	4	4
A:	20	6	4

English for Specific Purposes • Business, Test Preparation: TOEFL, Other: Specialized Programs upon Request

Terms • 10 weeks beginning September, January, March, June

Longest break(s) • not applicable

Average class size • 12

Program size • 190 average term

Distribution • Americas 20%; Asia/Oceania 40%; Europe, Eastern 10%; Europe, Western 10%; Middle East/North Africa 20%

Faculty • *Teachers:* 4 full-time, 2 part-time *Full-time teaching load:* 20 hours/week *Advanced degree ESL fields:* 4 full-time, 1 part-time *Administrators:* 1 full-time, 1 part-time

Eligibility • foreign nationals minimum 16 years of age with some prior English study

Issues • I-20

Academic credit • not offered

Tests • Institutional TOEFL, Michigan tests

Services • academic counseling, academic placement, personal/cultural counseling, recreational activities

Costs • tuition \$1,500.00 10-weeks; application fee \$100.00; health insurance \$155.00

Housing • *Campus housing:* available year-round *Off-campus housing:* readily available; assistance in locating provided *Room:* \$450.00 10-weeks

Board • board plan \$500.00 10-weeks

Other information • *Established:* 1980 *Endorsements:* TESOL standards (HE) ▶

ARIZONA

1005

AMERICAN GRADUATE SCHOOL OF INTERNATIONAL MANAGEMENT

Thunderbird Language Center (TLC) Intensive English Language Program

Thunderbird, Executive Education
15249 North 59th Avenue
Glendale AZ 85306-6004

Fax 602-439-4851

E-mail stoopsb@mhs.t-bird.edu

URL <http://www.T-bird.edu/execed.HTM> language

Academic year 1996/97

Intensive English Program

Hrs/wk:	Class	Field Trips
LI:	22-23	
I:	25	2
A:	25	2

IEP note • LI, I, A: 3-5 hours language lab

English for Specific Purposes • Business 5-10 hrs/wk, Other: Specialized Programs upon Request

Terms • 10 weeks beginning March, June, October; flexible dates for customized programs

Longest break(s) • not applicable

Average class size • 8

Program size • 15 average term

Distribution • Americas 10%; Asia/Oceania 85%; Europe, Western 5%

Faculty • *Teachers:* 1 full-time, 7 part-time *Full-time teaching load:* 15 hours/week *Advanced degree ESL fields:* 1 full-time, 7 part-time *Administrators:* 2 full-time

Eligibility • foreign nationals

Issues • I-20, IAP-66

Academic credit • not offered

Tests • Michigan tests

Services • academic counseling, academic placement, campus orientation, conversation partners, crosscultural activities, field trips, housing assistance, international student adviser, personal/cultural counseling, recreational activities, visa/tax counseling

Costs • tuition \$6,250.00 10-weeks; health insurance \$50.00 month

Housing • *Campus housing:* available year-round *Off-campus housing:* readily available, moderately priced *Room:* \$1,000.00 15-weeks

Board • board plan \$1,000.00 15-weeks

Other information • *Established:* 1994 *Endorsements:* NAFSA principles (HE)

1006

ARIZONA STATE UNIVERSITY

American Language and Culture Program

Box 873106
Tempe AZ 85287-3106
Ph 602-965-2376

Fax 602-965-8529

E-mail icgva@asuvm.inre.asu.edu

URL <http://www.asu.edu/xed/alcp/esl.html>

Academic year 1995/96

Intensive English Program

Hrs/wk:	Class	CAI
B:	21	3
LI:	21	3
I:	21	3
A:	21	3

English for Specific Purposes • Graduate Study 12-18 hrs/wk, Teaching Assistants 6 hrs/wk, Test Preparation: TOEFL 6 hrs/wk

Terms • 8 weeks beginning August, October, January, March, June

Longest break(s) • 4 weeks beginning December

Average class size • 15

Program size • 175 average term

Distribution • Africa 3%; Americas 13%; Asia/Oceania 68%; Europe, Eastern 3%; Europe, Western 3%; Middle East/North Africa 10%

Faculty • *Teachers*: 20 full-time, 2 part-time *Full-time teaching load*: 18 hours/week *Advanced degree ESL fields*: 18 full-time, 2 part-time *Administrators*: 3 full-time

Eligibility • foreign nationals

Issues • I-20

Academic credit • not offered *May take academic courses*: at Advanced level with B grade or better after 1 semester at ALCP

Tests • Institutional TOEFL; TOEIC

Services • academic counseling, field trips, recreational activities

Costs • tuition \$1,160.00 8-weeks; application fee \$50.00; activities fee \$80.00

Housing • *Campus housing*: available year-round

Off-campus housing: readily available, moderately priced
Room: \$958.00 8-weeks

Board • board plan \$622.00 8-weeks

Other information • *Established*: 1974 *Member*: AAIEP
Endorsements: TESOL standards, NAFSA principles (HE) (P + C)

1007

ENGLISH LANGUAGE PROGRAM

Intensive English Program

1833 W Southern

Mesa AZ 85224

Ph 602-461-7000

URL <http://www.mc.maricopa.edu/>

Academic year 1996/97

Intensive English Program

Hrs/wk:	Class
B:	16
LI:	16
I:	16
A:	16

Terms • 16 weeks beginning August, January

Longest break(s) • not applicable

Average class size • 15

Program size • 60 average term

Faculty • *Teachers*: 2 full-time, 1 part-time

Eligibility • all applicants

Issues • I-20. I-20 includes academic admission conditional on TOEFL 500

Academic credit • not applicable *May take academic courses*: with TOEFL 450

Tests • Institutional TOEFL, locally developed tests

Services • academic counseling, academic placement, campus orientation, international student adviser

Costs • tuition \$1,925.00; application fee \$5.00

Housing • *Campus housing*: no campus housing

Off-campus housing: readily available

Board • no board plan

Other information • *Established*: 1995

1008

GLENDALE COMMUNITY COLLEGE

Intensive English Program

6000 West Olive Avenue

Glendale AZ 85302

Ph 602-435-3136

Fax 602-435-3329

E-mail isc@gc.maricopa.edu

URL <http://www.gc.maricopa.edu>

Academic year 1996/97

Intensive English Program

Hrs/wk:	Class	Lab
I:	15	10
A:	15	10

Terms • 16 weeks beginning August, January

Longest break(s) • 1 week beginning March

Average class size • 20

Program size • 24 average term

Distribution • Americas 40%; Asia/Oceania 35%; Europe, Western 10%; Middle East/North Africa 15%

Faculty • *Teachers*: 2 full-time *Full-time teaching load*: 12 hours/week *Advanced degree ESL fields*: 2 full-time

Administrators: 1 full-time

Eligibility • all applicants

Issues • I-20. I-20 includes academic admission conditional on meeting admissions requirements and English language proficiency

Academic credit • not offered *May take academic courses*: at Advanced level

Tests • CELT

Services • academic counseling, academic placement, campus orientation, crosscultural activities, homestay, housing assistance, international student adviser, personal/cultural counseling, recreational activities, visa/tax counseling

Costs • tuition \$1,908.00 16-weeks; health insurance \$350.00; computer lab fee \$16.00

Housing • *Campus housing*: no campus housing

Off-campus housing: readily available, moderately priced; assistance in locating provided

Board • no board plan

Other information • *Established*: 1995 *Endorsements*: NAFSA principles (HE) (P + C)

1009

NORTHERN ARIZONA UNIVERSITY

Program in Intensive English

Box 6032

Flagstaff AZ 86011-6032

Ph 520-523-6284, 520-523-7503

Fax 520-523-7074

E-mail pie.nau@nau.edu

Academic year 1996/97

Intensive English Program

Hrs/wk:	Class	Lab	CAI
I:	18	6	2
A:	10	2	2

English for Specific Purposes • Test Preparation: TOEFL 4 hrs/wk

Terms • 15 weeks beginning August, January; 5 weeks beginning July, August

Longest break(s) • 4 weeks beginning December

Average class size • 10

Program size • 20 average term

Distribution • Africa 5%; Americas 10%; Asia/Oceania 60%; Europe, Eastern 5%; Europe, Western 10%; Middle East/North Africa 10%

Faculty • Teachers: 4 full-time *Full-time teaching load:* 6 hours/week *Advanced degree ESL fields:* 1 full-time
Administrators: 1 part-time
Eligibility • international students with academic admission or provisional admission to host institution
Issues • I-20, IAP-66. I-20 includes academic admission conditional on meeting admissions requirements
Academic credit • not offered *May take academic courses:* with approval of academic adviser, program director and placement exam
Tests • International, Institutional TOEFL; locally developed tests
Services • conversation partners, field trips, personal/cultural counseling, recreational activities
Costs • tuition \$3,583.00 15-weeks; application fee \$125.00 applicable to tuition; activities fee \$180.00; health insurance \$243.00; institutional TOEFL \$28.00
Financial aid • May apply for partial tuition waivers upon completion of language program
Housing • *Campus housing:* available year-round *Off-campus housing:* moderately priced; assistance in locating provided *Room:* \$788.00 15-weeks
Board • board plan \$855.00 15-weeks
Other information • *Established:* 1986 (HE) (P + C)

1010
UNIVERSITY OF ARIZONA

Center for English as a Second Language (CESL)

PO Box 210024
 Tucson AZ 85721-0024
Ph 520-621-1362, 520-621-3637
Fax 520-621-9180
E-mail cesl@ccit.arizona.edu
URL http://w3.arizona.edu/~cesl/capestat.html

Academic year 1996/97
Intensive English Program

Hrs/wk:	Class	Lab
B:	18	4
LI:	18	4
I:	18	4
A:	18	4

English for Specific Purposes • Business, Science, Other: Astronomy, US History, Specialized Programs upon Request
Terms • 16 weeks beginning August, January; 8 weeks beginning March, June, October; 4 weeks beginning July
Longest break(s) • 4 weeks beginning December, May
Average class size • 14
Program size • 250 average term
Distribution • Africa 15%; Americas 15%; Asia/Oceania 20%; Europe, Eastern 15%; Europe, Western 15%; Middle East/North Africa 15%; Other/Unknown 5%
Faculty • Teachers: 23 full-time, 7 part-time *Full-time teaching load:* 15 hours/week *Advanced degree ESL fields:* 23 full-time, 7 part-time *Administrators:* 4 full-time
Eligibility • foreign nationals
Issues • I-20
Academic credit • not offered *May take academic courses:* at Advanced level
Tests • International, Institutional TOEFL; CELT
Services • academic counseling, field trips, homestay, host family, personal/cultural counseling, recreational activities
Costs • tuition \$1,426.00 8-weeks; application fee \$35.00; activities fee \$255.00; health insurance \$206.00
Financial aid • tuition grants available (competitive)
Housing • *Campus housing:* available year-round *Off-campus housing:* readily available; assistance in locating provided *Room:* \$683.00 8-weeks

Board • board plan \$710.00 8-weeks
Other information • *Established:* 1968 *Member:* UCIEP
Endorsements: TESOL standards, NAFSA principles (HE)

ARKANSAS

1011
ARKANSAS STATE UNIVERSITY

Center for English as a Second Language

PO Box 2910
 State University AR 72467-2910
Ph 501-972-2500
Fax 501-972-3843
E-mail kakei@quapaw.astate.edu
URL http://www.astate.edu

Academic year 1996/97

Intensive English Program

Hrs/wk:	Class	Lab	Other
B:	25	1	2
LI:	25	1	2
I:	25	1	2
A:	25	1	2

Terms • 8 weeks beginning August, October, January, March, June

Longest break(s) • not applicable

Average class size • 10

Program size • 40 average term

Distribution • Africa 5%; Americas 15%; Asia/Oceania 60%; Middle East/North Africa 15%; Other/Unknown 5%

Faculty • Teachers: 6 full-time, 8 part-time *Full-time teaching load:* 20 hours/week *Advanced degree ESL fields:* 4 full-time, 1 part-time *Administrators:* 1 full-time, 4 part-time
Eligibility • foreign nationals

Issues • I-20. I-20 includes academic admission conditional on meeting admissions requirements

Academic credit • not offered *May audit academic courses*

Tests • International, Institutional TOEFL; Michigan tests
Services • academic counseling, conversation partners, field trips, personal/cultural counseling, recreational activities

Costs • tuition \$775.00 8-weeks; application fee \$25.00; activities fee \$5.00; health insurance \$235.00 January-August, \$168.00 August-January

Housing • *Campus housing:* available year-round *Off-campus housing:* readily available, moderately priced; assistance in locating provided *Room:* \$280.00-\$383.00 8-weeks

Board • board plan \$345.00 8-weeks, 10 meals per week; \$353.00, 15 meals per week; \$365.00, 19 meals per week

Other information • *Established:* 1982 *Member:* AAIEP
Endorsements: TESOL standards, NAFSA principles (HE)

1012
OUACHITA BAPTIST UNIVERSITY

Intensive English Program

OBU 3777
 Arkadelphia AR 71998-0001
Ph 501-245-5197
Fax 501-245-5312
E-mail berryt@alpha.obu.edu

Academic year 1996/97

Intensive English Program

Hrs/wk:	Class	Lab
B:	15-16	2
LI:	15-16	2
I:	15-16	2
A:	17-18	

Terms • 14 weeks beginning August, January
Longest break(s) • 1 week beginning November
Average class size • 7
Program size • 25 average term
Distribution • Africa 20%; Americas 20%; Asia/Oceania 60%
Faculty • Teachers: 2 full-time, 4 part-time *Full-time teaching load*: 9 hours/week *Advanced degree ESL fields*: 2 full-time, 1 part-time *Administrators*: 1 full-time
Eligibility • international students planning US study
Issues • I-20
Academic credit • not offered *May audit academic courses*
Tests • Institutional TOEFL
Services • academic counseling, academic placement, campus orientation, conversation partners, crosscultural activities, field trips, homestay, housing assistance, international student adviser, personal/cultural counseling, recreational activities, visa/tax counseling
Costs • tuition \$7,200.00 28-weeks; health insurance \$600.00
Housing • *Campus housing*: available year-round *Off-campus housing*: difficult to find *Room*: \$1,800.00 28-weeks; must live with American roommate
Board • board plan \$1,500.00 28-weeks
Other information • *Established*: 1991 (HE) (P + C)

1013

SPRING INTERNATIONAL LANGUAGE CENTER, FAYETTEVILLE

Intensive English Program

at University of Arkansas
 300 Hotz Hall
 Fayetteville AR 72701
Ph 501-575-7600
Fax 501-575-7673
E-mail silc@comp.uark.edu

Academic year 1996/97

Intensive English Program

Hrs/wk:	Class	Lab
B:	25	2
LI:	25	2
I:	25	2
A:	25	1

IEP note • CAI, reading lab available
English for Specific Purposes • Teaching Assistants, Test Preparation: GMAT, GRE, TOEFL 3-5 hrs/wk
Terms • 4 weeks beginning September; 9 weeks beginning May, August, October, January, March, June
Longest break(s) • not applicable
Average class size • 10
Program size • 80 average term
Distribution • Africa 2%; Americas 35%; Asia/Oceania 30%; Europe, Eastern 2%; Europe, Western 1%; Middle East/North Africa 30%
Faculty • Teachers: 10 full-time, 2 part-time *Full-time teaching load*: 20 hours/week *Advanced degree ESL fields*: 10 full-time, 2 part-time *Administrators*: 4 full-time, 1 part-time
Eligibility • all applicants minimum 18 years of age
Issues • I-20, IAP-66. I-20 includes academic admission conditional on meeting admissions requirements
Academic credit • not applicable *May take academic courses*: with program director's approval if academically admissible and minimum IEP level 500
Tests • Institutional TOEFL, Michigan tests

Services • academic counseling, academic placement, airport meeting, campus orientation, conversation partners, crosscultural activities, field trips, homestay, housing assistance, international student adviser, personal/cultural counseling, recreational activities, visa/tax counseling
Costs • tuition \$1,825.00 9-weeks; application fee \$75.00; activities fee \$75.00; health insurance \$90.00
Financial aid • scholarships for ESL and undergraduate studies, some graduate assistantships
Housing • *Campus housing*: available year-round *Off-campus housing*: readily available, moderately priced; assistance in locating provided *Room and board*: included in tuition; married student housing available
Board • room and board included in tuition
Other information • *Established*: 1992 *Member*: AAIEP
Endorsements: TESOL standards, NAFSA principles

1014

UNIVERSITY OF ARKANSAS AT LITTLE ROCK

Intensive English Language Program

2801 South University Avenue
 Little Rock AR 72204-1099
Ph 501-569-3468
Fax 501-569-3581
E-mail ielp@ualr.edu
URL <http://www.ualr.edu/ielp/index.html>

Academic year 1995/96

Intensive English Program

Hrs/wk:	Class	Lab
B:	24	1
LI:	24	1
I:	24	1
A:	24	1

IEP note • 3 hours additional language lab optional
English for Specific Purposes • Test Preparation: unspecified test 5 hrs/wk
Terms • 8 weeks beginning August, October, January, March, May, July
Longest break(s) • not applicable
Average class size • 15
Program size • 90 average term
Distribution • Americas 20%; Asia/Oceania 30%; Europe, Western 20%; Middle East/North Africa 30%
Faculty • Teachers: 6 full-time, 6 part-time *Full-time teaching load*: 20 hours/week *Advanced degree ESL fields*: 4 full-time, 3 part-time *Administrators*: 2 full-time
Eligibility • foreign nationals
Issues • I-20, IAP-66. I-20 includes academic admission conditional on English language proficiency
Academic credit • 12 undergraduate degree credits for ESL replacing foreign language or electives *May take academic courses*: at Advanced level
Tests • International TOEFL, Michigan tests, CELT
Services • academic counseling, academic placement, airport meeting, conversation partners, field trips, homestay, host family, personal/cultural counseling, recreational activities, settling in services
Costs • tuition \$1,150.00 8-weeks; application fee \$25.00; athletic facilities fee \$20.00; health insurance \$52.00 month
Housing • *Campus housing*: available year-round *Off-campus housing*: readily available, moderately priced; assistance in locating provided *Room*: \$275.00 4-weeks
Board • no board plan
Other information • *Established*: 1978 *Member*: AAIEP
Endorsements: TESOL standards, NAFSA principles (HE)

1015
UNIVERSITY OF CENTRAL ARKANSAS

Intensive English Program

109 South Minton Hall
 201 Donaghey Avenue
 Conway AR 72035
Ph 501-450-3445
Fax 501-450-5095
E-mail oip@cc1.uca.edu
URL http://www.international.uca.edu

Academic year 1995/96

Intensive English Program

Hrs/wk:	Class	Lab	Cultural Activities
B:	20	2	2
LI:	20	2	2
I:	20	2	2
A:	20	2	2

IEP note • 1 hour conversation partners; CAI available
English for Specific Purposes • Test Preparation: TOEFL 2 hrs/wk

Terms • 16 weeks beginning August, January; 10 weeks beginning June; 5 weeks beginning July

Longest break(s) • 4 weeks beginning May

Average class size • 14

Program size • 63 average term

Distribution • Africa 8%; Americas 8%; Asia/Oceania 58%; Europe, Eastern 10%; Europe, Western 4%; Middle East/North Africa 2%; Other/Unknown 10%

Faculty • *Teachers:* 3 full-time, 3 part-time *Full-time teaching load:* 20 hours/week *Advanced degree ESL fields:* 3 full-time, 2 part-time *Administrators:* 1 full-time

Eligibility • all applicants

Issues • I-20. I-20 includes academic admission conditional on meeting admissions requirements

Academic credit • not offered *May take academic courses:* with TOEFL 450

Tests • Institutional TOEFL, Michigan tests

Services • academic counseling, academic placement, field trips, personal/cultural counseling, recreational activities

Costs • tuition \$2,007.00 16-weeks; application fee \$30.00; health insurance \$250.00

Housing • *Campus housing:* available year-round *Off-campus housing:* moderately priced; assistance in locating provided *Room:* \$750.00-\$930.00 16-weeks

Board • board plan \$550.00-\$615.00 16-weeks, 10-19 meals per week

Other information • *Established:* 1991 *Endorsements:* TESOL standards, NAFSA principles (HE)

Intensive English Program

Hrs/wk:	Class
B:	20
LI:	20
I:	20
A:	20

IEP note • I, A: 10 hours additional class available
English for Specific Purposes • Test Preparation: TOEFL
Terms • 13 weeks beginning August, March, June; 12 weeks beginning December; open enrollment, students may start anytime

Longest break(s) • not applicable

Average class size • 17

Program size • 110 average term

Distribution • Americas 20%; Asia/Oceania 60%; Europe, Western 20%

Faculty • *Teachers:* 5 full-time *Full-time teaching load:* 28 hours/week *Advanced degree ESL fields:* 4 full-time

Administrators: 1 full-time

Eligibility • foreign nationals

Issues • I-20

Academic credit • not applicable

Tests • Institutional TOEFL, Michigan tests

Services • academic counseling, field trips, homestay, personal/cultural counseling, recreational activities

Costs • tuition \$850.00 12-weeks; application fee \$45.00

Housing • *Campus housing:* no campus housing

Off-campus housing: readily available, moderately priced; assistance in locating provided *Room and board:* \$450.00 month for shared room and two meals per day; Residence Club located two blocks from school

Board • no board plan

Other information • *Established:* 1989

1017

AMERICAN ENGLISH ACADEMY

Intensive English Program

111 North Atlantic Boulevard
 Suite 112
 Monterey Park CA 91754
Ph 818-457-2800
Fax 818-457-2808

Academic year 1996/97

Intensive English Program

Hrs/wk:	Class
B:	20
LI:	20
I:	20
A:	20

English for Specific Purposes • Test Preparation: TOEFL
Terms • 13 weeks beginning July, September, January, March

Longest break(s) • not applicable

Average class size • 10

Program size • 70 average term

Distribution • Americas 15%; Asia/Oceania 80%; Other/Unknown 5%

Faculty • *Teachers:* 3 full-time, 10 part-time *Full-time teaching load:* 20 hours/week *Advanced degree ESL fields:* 1 full-time, 1 part-time *Administrators:* 3 full-time, 4 part-time

Eligibility • foreign nationals

Issues • I-20

Academic credit • not applicable *May take academic courses:* with program director's approval

Tests • Institutional TOEFL, Michigan tests

Services • academic counseling, academic placement, field trips, homestay, host family, personal/cultural counseling, recreational activities

CALIFORNIA

1016

AMERICAN ACADEMY OF ENGLISH

Intensive English Program

1448 Pine Street
 Suite 201
 San Francisco CA 94109
Ph 415-567-0189
Fax 415-567-1475
E-mail aae123@aol.com

Academic year 1996/97



Costs • tuition \$330.00 4-weeks; application fee \$140.00; health insurance \$68.00

Housing • *Campus housing*: no campus housing
Off-campus housing: readily available, moderately priced; assistance in locating provided

Board • no board plan

Other information • *Established*: 1983 *Member*: AAIEP

1018

AMERICAN LANGUAGE ACADEMY, BERKELEY

Intensive English Program

2105 Martin Luther King Jr Way
Berkeley CA 94704

Ph 510-845-7611

Fax 301-309-0202

E-mail alaca@mcimail.com

Academic year 1996/97

Intensive English Program

Hrs/wk:	Class	Lab
B:	25	3
LI:	25	3
I:	25	3
A:	25	3

IEP note • CAI available

English for Specific Purposes • Test Preparation: TOEFL 25 hrs/wk

Terms • 10 weeks beginning March, June; 9 weeks beginning August, October

Longest break(s) • not applicable

Average class size • 9

Program size • 60 average term

Faculty • *Teachers*: 5 full-time, 2 part-time *Full-time teaching load*: 20 hours/week *Advanced degree ESL fields*: 5 full-time, 1 part-time

Eligibility • foreign nationals

Issues • I-20, IAP-66

Academic credit • not applicable

Tests • Institutional TOEFL

Services • academic counseling, academic placement, conversation partners, crosscultural activities, field trips, homestay, host family, housing assistance, international student adviser, personal/cultural counseling, recreational activities, visa/tax counseling

Costs • tuition \$2,795.00 term; application fee \$90.00; health insurance \$100.00; student services \$177.00

Housing • *Campus housing*: no campus housing
Off-campus housing: readily available, moderately priced; assistance in locating provided *Room and board*: \$1,400.00 term with host family

Board • board plan included in housing

Other information • *Established*: 1983 *Member*: AAIEP

Endorsements: TESOL standards, NAFSA principles

1019

ANGLO CONTINENTAL LOS ANGELES

Intensive English Program

c/o Pitzer College
1050 North Mills Avenue
Claremont CA 91711-6110

Ph 909-621-4434

Fax 909-631-0342

E-mail english@anglo-cont.win-uk.net

Academic year 1995/96

Intensive English Program

Hrs/wk:	Class
B:	15-23
LI:	15-23
I:	15-23
A:	15-23

English for Specific Purposes • Other: Specialized Programs upon Request

Terms • Mondays year-round; 2 weeks minimum enrollment

Longest break(s) • not applicable

Average class size • 7

Program size • 100 average term

Faculty • *Teachers*: 11 full-time *Full-time teaching load*: 15 hours/week *Advanced degree ESL fields*: 9 full-time

Eligibility • all applicants

Issues • I-20

Academic credit • not applicable

Tests • Institutional TOEFL, Michigan tests, TOEIC

Services • academic counseling, academic placement, campus orientation, crosscultural activities, field trips, homestay, host family, housing assistance, international student adviser, personal/cultural counseling, recreational activities

Costs • tuition \$295.00 - \$355.00 1-week; application fee \$100.00; health insurance \$15.00

Housing • *Campus housing*: available summer only
Off-campus housing: readily available, moderately priced; assistance in locating provided *Room and board*: included in tuition

Board • room and board included in tuition

Other information • *Established*: 1988

1020

ASPECT INTERNATIONAL LANGUAGE SCHOOL, SAN DIEGO

Intensive ESL Program

1111 Torrey Pines Road
La Jolla CA 90608

Ph 415-243-8190

Fax 415-243-8193

E-mail learn@aspectworld.com

Application contact: Aspect International Language Schools, 26 Third Street, San Francisco CA 94103

Academic year 1995/96

Intensive English Program

Hrs/wk:	Class	Lab
B:	18	2
LI:	18	2
I:	18	2
A:	18	2

English for Specific Purposes • Business 20 hrs/wk, Test Preparation: TOEFL, TOEIC 20 hrs/wk

Terms • 2 weeks year-round

Longest break(s) • not applicable

Average class size • 15

Program size • 100 average term

Distribution • Americas 30%; Asia/Oceania 30%; Europe, Eastern 15%; Europe, Western 15%; Middle East/North Africa 10%

Faculty • *Teachers*: 2 full-time, 2 part-time *Full-time teaching load*: 20 hours/week *Advanced degree ESL fields*: 1 full-time *Administrators*: 3 full-time, 2 part-time

Eligibility • foreign nationals

Issues • I-20

Academic credit • not applicable

Tests • Institutional TOEFL, Michigan tests, TOEIC

Services • academic counseling, academic placement, field trips, host family, personal/cultural counseling, recreational activities, internship placement

**AMERICAN LANGUAGE INSTITUTE (ALI)
SAN DIEGO STATE UNIVERSITY
SAN DIEGO, CALIFORNIA**



FOR MORE INFORMATION, PLEASE CONTACT:
Irene Evans, American Language Institute
San Diego State University, San Diego CA 92182-1914
Telephone: (619) 594-5907 Fax: (619) 287-2735
E-mail: ali@mail.sdsu.edu
ALI Homepage: <http://mail.sdsu.edu/~ali/>

SPECIAL FEATURES

- San Diego attractions: beautiful beaches, mountains and deserts; two hours from Disneyland and Hollywood
- Located on the campus of SDSU in a residential area of San Diego
- Access to University dining halls, library, sports, etc.
- Housing options in residence halls, apartments near campus or rooms in American homes

ENGLISH FOR ACADEMIC PURPOSES

- Placement in American Universities
- Concurrent enrollment at SDSU
- Intensive TOEFL, GMAT and GRE
- Conditional Acceptance to a college or university
- Pre-MBA specialization

INTENSIVE ENGLISH COMMUNICATIONS

- Emphasis on speaking listening
- Intensive English for Managers specialization

BUSINESS SPECIAL PROGRAMS

- Business Seminar for International Executives
- Management and Business English Seminar
- Certificate Programs in Business

Costs • tuition \$403.00 1-week for 24 lessons, \$430.00 1-week for 30 lessons, \$630.00 1-week for 40 lessons (includes book and materials); application fee \$95.00; cancellation insurance \$50.00; health insurance \$12.00 week; airport transfer \$45.00

Housing • *Campus housing*: available year-round
Off-campus housing: difficult to find, moderately priced; assistance in locating provided
Room and board: room only included in tuition for apartments, room and board included in tuition for host family

Board • room and board included in tuition for host family; no board provided with apartments

Other information • *Established*: 1990 *Member*: AAIEP
Endorsements: NAFSA principles

Intensive English Program

Hrs/wk:	Class	Lab
B:	18	2
LI:	18	2
I:	18	2
A:	18	2

English for Specific Purposes • Business 20 hrs/wk, Test Preparation: TOEFL, TOEIC 20 hrs/wk

Terms • 2 weeks year-round

Longest break(s) • not applicable

Average class size • 15

Program size • 100 average term

Distribution • Americas 30%; Asia/Oceania 30%; Europe, Eastern 15%; Europe, Western 15%; Middle East/North Africa 10%

Faculty • *Teachers*: 2 full-time, 2 part-time *Full-time teaching load*: 20 hours/week *Advanced degree ESL fields*: 1 full-time *Administrators*: 3 full-time, 2 part-time

Eligibility • foreign nationals

Issues • I-20

Academic credit • not applicable *May audit academic courses*: at Advanced level

Tests • Institutional TOEFL, Michigan tests, TOEIC
Services • academic counseling, academic placement, field trips, host family, personal/cultural counseling, recreational activities, internship placement

Costs • tuition \$432.00 1-week for 24 lessons, \$459.00 1-week for 30 lessons, \$659.00 1-week for 40 lessons (includes book and materials); application fee \$95.00; cancellation insurance \$50.00; health insurance \$12.00 week; airport transfer \$70.00

Housing • *Campus housing*: available year-round
Off-campus housing: readily available, moderately priced;

1021

ASPECT INTERNATIONAL LANGUAGE SCHOOL, SAN FRANCISCO

Intensive ESL Program

26 Third Street
Suite 480

San Francisco CA 94103

Ph 415-243-8190

Fax 415-243-8193

E-mail learn@aspectworld.com

Academic year 1995/96

assistance in locating provided *Room and board*: host family room and board included in tuition, additional \$25.00 per week for campus housing

Board • room and board included in tuition

Other information • *Established*: 1990 *Member*: AAIEP

Endorsements: NAFSA principles

1022

ASPECT INTERNATIONAL LANGUAGE SCHOOL, WHITTIER

Intensive ESL Program

c/o Whittier College

13509 Earlham Drive

Whittier CA 90608

Ph 415-243-8190

Fax 415-243-8193

E-mail learn@aspectworld.com

Application contact: Aspect International Language Schools, 26 Third Street, San Francisco CA 94103

Academic year 1995/96

Intensive English Program

Hrs/wk:	Class	Lab
B:	18	2
LI:	18	2
I:	18	2
A:	18	2

English for Specific Purposes • Business 20 hrs/wk, Test Preparation: TOEFL, TOEIC 20 hrs/wk

Terms • 2 weeks year-round

Longest break(s) • not applicable

Average class size • 15

Program size • 80 average term

Distribution • Americas 30%; Asia/Oceania 30%; Europe, Eastern 20%; Europe, Western 10%; Middle East/North Africa 10%

Faculty • *Teachers*: 2 full-time, 5 part-time *Full-time teaching load*: 20 hours/week *Advanced degree ESL fields*: 2 full-time, 4 part-time *Administrators*: 3 full-time, 2 part-time

Eligibility • foreign nationals

Issues • I-20

Academic credit • not applicable *May audit academic courses*: at Advanced level

Tests • Institutional TOEFL, Michigan tests, TOEIC

Services • academic counseling, academic placement, field trips, homestay, host family, personal/cultural counseling, recreational activities

Costs • tuition \$446.00 1-week for 24 lessons, \$486.00 1-week for 30 lessons (includes one book and materials); application fee \$95.00; cancellation insurance \$50.00; health insurance \$12.00 week; airport transfer \$70.00

Housing • *Campus housing*: available year-round

Off-campus housing: difficult to find, moderately priced; assistance in locating provided *Room and board*: host family room and board included in tuition, \$25.00 per week additional for campus housing

Board • room and board included in tuition

Other information • *Established*: 1989 *Member*: AAIEP

Endorsements: NAFSA principles

1023

BERKELEY ENGLISH ACADEMY

Intensive English Program

2161 Shattuck Avenue

Suite 313

Berkeley CA 94704

Ph 510-549-9054

Fax 510-549-3357

E-mail bea1@slip.net

Academic year 1996/97

Intensive English Program

Hrs/wk:	Class	Lab
B:	18	4
LI:	18	4
I:	18	4
A:	18	4

English for Specific Purposes • Business,

Communications, International Relations, Test Preparation: TOEFL 4 hrs/wk

Terms • 4 weeks year-round

Longest break(s) • not applicable

Average class size • 12

Program size • 100 average term

Distribution • Africa 3%; Americas 35%; Asia/Oceania 30%; Europe, Eastern 10%; Europe, Western 20%; Middle East/North Africa 2%

Faculty • *Teachers*: 10 full-time *Full-time teaching load*: 18 hours/week *Advanced degree ESL fields*: 6 full-time

Administrators: 2 full-time

Eligibility • all applicants

Issues • I-20

Academic credit • not applicable *May take academic courses*: at UC Berkeley Extension, night classes

Tests • Institutional TOEFL

Services • academic counseling, conversation partners, crosscultural activities, field trips, homestay, host family, housing assistance, international student adviser, personal/cultural counseling, recreational activities, visa/tax counseling

Costs • tuition \$325.00 per month; application fee \$50.00; books \$45.00 (approximate)

Housing • *Campus housing*: no campus housing

Off-campus housing: readily available, moderately priced; assistance in locating provided

Board • board plan \$650.00 4-weeks

Other information • *Established*: 1991 *Member*: AAIEP

Endorsements: TESOL standards

1024

CALIFORNIA ENGLISH ACADEMY

Intensive English Program

870 Market Street

Suite 1185

San Francisco CA 94102

Fax 415-989-4909

URL <http://www.slip.net/~cea1>

Academic year 1996/97

Intensive English Program

Hrs/wk:	Class
B:	18
LI:	18
I:	18
A:	18

IEP note • 4-1/2 hours pronunciation optional

Terms • 4-weeks year-round, starting every Monday

Longest break(s) • not applicable

Average class size • 13

Program size • 100 average term
Distribution • Americas 10%; Asia/Oceania 55%; Europe, Eastern 5%; Europe, Western 20%; Other/Unknown 10%
Faculty • *Teachers*: 7 full-time *Full-time teaching load*: 18 hours/week *Advanced degree ESL fields*: 4 full-time
Administrators: 2 full-time
Eligibility • all applicants
Issues • I-20; I-539 (Change of Status)
Academic credit • not applicable *May take academic courses*
Tests • no information provided
Services • academic counseling, crosscultural activities, field trips, homestay, host family, housing assistance, international student adviser, personal/cultural counseling
Costs • tuition \$295.00 4-weeks; application fee \$75.00; books \$20.00 - \$40.00
Housing • *Campus housing*: no campus housing
Off-campus housing: readily available, expensive
Board • no board plan
Other information • *Established*: 1981 *Member*: AAIEP
Endorsements: TESOL standards

1025
CALIFORNIA LUTHERAN UNIVERSITY

Intensive English Program

60 West Olsen Road
 Thousand Oaks CA 91360-2787
Ph 800-252-5884, 805-493-3135, 805-493-3243
Fax 805-493-3114
E-mail avery@clunet.edu
URL <http://www.clunet.edu>

Academic year 1996/97

Intensive English Program

Hrs/wk:	Class	Lab	Tutorial
B:	25	2	2
LI:	25	2	2
I:	25	2	2
A:	25	2	2

English for Specific Purposes • Test Preparation: TOEFL 4 hrs/wk
Terms • 15 weeks beginning September, January; 6 weeks beginning July
Longest break(s) • not applicable
Average class size • 15
Program size • 15 average term
Distribution • Asia/Oceania 90%; Europe, Eastern 2%; Europe, Western 3%; Other/Unknown 5%
Faculty • *Teachers*: 2 full-time, 1 part-time *Full-time teaching load*: 20 hours/week *Advanced degree ESL fields*: 2 full-time, 1 part-time *Administrators*: 1 part-time
Eligibility • international students with academic admission to host institution
Issues • I-20. I-20 includes academic admission conditional on English language proficiency (TOEFL 510) and meeting admissions requirements
Academic credit • not offered *May take academic courses*: with instructor's approval
Tests • Institutional TOEFL
Services • academic counseling, academic placement, field trips, homestay, personal/cultural counseling, recreational activities
Costs • tuition \$4,000.00 15-weeks; application fee \$35.00; health insurance \$279.00
Housing • *Campus housing*: available year-round
Off-campus housing: expensive; assistance in locating provided *Room*: \$1,380.00 15-weeks, plus damage deposit
Board • board plan \$1,440.00 15-weeks
Other information • *Established*: 1981 (HE)

1026
CALIFORNIA STATE POLYTECHNIC UNIVERSITY, POMONA

Cal Poly English Language Institute

Building 86
 3801 West Temple Avenue
 Pomona CA 91768-4058
Ph 909-869-3992
Fax 909-869-3777

Academic year 1996/97

Intensive English Program

Hrs/wk:	Class	CAI
B:	20	2
LI:	20	2
I:	20	2
A:	20	2

IEP note • B, LI, I, A: 5 hours TOEFL, 5 hours Pronunciation
English for Specific Purposes • Other: Special Programs Offered to Groups (summer only)
Terms • 10 weeks beginning September, January, March, June
Longest break(s) • 5 weeks beginning November
Average class size • 15
Program size • 100 average term
Distribution • Americas 10%; Asia/Oceania 85%; Middle East/North Africa 5%
Faculty • *Teachers*: 8 part-time *Advanced degree ESL fields*: 5 part-time *Administrators*: 2 full-time
Eligibility • all applicants
Issues • I-20
Academic credit • not offered *May take academic courses*: at Advanced level as part of coursework
Tests • Institutional TOEFL, Michigan tests
Services • academic counseling, conversation partners, field trips, personal/cultural counseling, recreational activities
Costs • tuition \$2,750.00 10-weeks; application fee \$100.00
Housing • *Campus housing*: available year-round
Off-campus housing: moderately priced; assistance in locating provided *Room and board*: \$1,763.00 quarter
Board • board plan included in housing
Other information • *Established*: 1989 *Member*: AAIEP (HE)

1027
CALIFORNIA STATE UNIVERSITY, CHICO

American Language and Culture Institute

Chico CA 95929-0250
Ph 916-898-6105
Fax 916-898-4020
E-mail nmacneill@oavax.csuchico.edu
URL <http://www.csuchico.edu/cont/alci/index.htm>

Academic year 1996/97

Intensive English Program

Hrs/wk:	Class	Lab
B:	20	6
LI:	20	6
I:	20	
A:	20	

IEP note • CAI available; B, LI, I: tutorial available
English for Specific Purposes • Business 4 hrs/wk, Engineering 4 hrs/wk, Test Preparation: TOEFL 2 hrs/wk
Terms • 16 weeks beginning August, January; 8 weeks beginning August, October, January, April; 6 weeks beginning June
Longest break(s) • not applicable
Average class size • 12
Program size • 80 average term

Distribution • Americas 35%; Asia/Oceania 45%; Middle East/North Africa 15%; Other/Unknown 5%

Faculty • *Teachers*: 3 full-time, 8 part-time *Full-time teaching load*: 15 hours/week *Advanced degree ESL fields*: 2 full-time, 5 part-time *Administrators*: 2 full-time, 1 part-time

Eligibility • foreign nationals

Issues • I-20, IAP-66. I-20 includes academic admission conditional on meeting admissions requirements

Academic credit • not offered *May take academic courses*: with adequate English language proficiency (TOEFL 490)

Tests • Institutional TOEFL, Michigan tests

Services • academic counseling, airport meeting, field trips, homestay, host family, personal/cultural counseling, recreational activities

Costs • tuition \$2,800.00 16-weeks; application fee \$50.00; health insurance \$200.00

Housing • *Campus housing*: available academic year *Off-campus housing*: readily available, moderately priced; assistance in locating provided *Room and board*: \$5,301.00 32-weeks

Board • board plan included in housing

Other information • *Established*: 1979 (HE) (P + C)

1028

**CALIFORNIA STATE UNIVERSITY,
DOMINGUEZ HILLS**

American Language and Culture Program

Division of Extended Education
SAC 1143, 1000 East Victoria Street
Carson CA 90747
Ph 310-243-3830
Fax 310-516-4418
E-mail alcp@dhvx20.csudh.edu
URL <http://orca.csudh.edu/~alcp/index.html>

Academic year 1996/97

Intensive English Program

Hrs/wk:	Class
B:	20
LI:	20
I:	20
A:	20

IEP note • B, LI, I, A: 8-10 hours electives including TOEFL preparation, computer/internet, conversation partners, sports/video

English for Specific Purposes • Aviation, Test Preparation: TOEFL 4 hrs/wk, Other: ESL Teacher Program, Young Students' Program

Terms • 8 weeks beginning August, October, January, March, June; 6 weeks beginning June, July; 3 weeks beginning January

Longest break(s) • 6 weeks beginning December

Average class size • 9

Program size • 40 average term

Distribution • Africa 5%; Americas 5%; Asia/Oceania 75%; Europe, Eastern 5%; Europe, Western 10%

Faculty • *Teachers*: 2 full-time, 2 part-time *Full-time teaching load*: 20 hours/week *Advanced degree ESL fields*: 3 part-time *Administrators*: 1 full-time, 1 part-time

Eligibility • foreign nationals

Issues • I-20

Academic credit • not offered *May take academic courses*: with instructor's approval

Tests • Institutional TOEFL

Services • academic counseling, conversation partners, field trips, personal/cultural counseling, recreational activities, free internet accounts, bilingual medical referrals

Costs • tuition \$1,300.00 8-weeks; application fee \$55.00; health insurance \$66.00

Housing • *Campus housing*: available year-round *Off-campus housing*: readily available, moderately priced; assistance in locating provided *Room*: \$425.00-\$475.00 month for fully furnished apartments

Board • board plan; various plans available

Other information • *Established*: 1990 (HE)

1029

CALIFORNIA STATE UNIVERSITY, FRESNO

American English Institute

2450 East San Ramon Avenue
Room 138
Fresno CA 93740-0074
Ph 209-278-2097
Fax 209-278-5586
E-mail fredb@zimmer.csufresno.edu

Academic year 1996/97

Intensive English Program

Hrs/wk:	Class	CAI
B:	20	
LI:	20	2
I:	20	2
A:	20	2

English for Specific Purposes • Test Preparation: TOEFL

Terms • 15 weeks beginning August, January; 8 weeks beginning May; 4 weeks beginning July

Longest break(s) • 3 weeks beginning January

Average class size • 18

Program size • 85 average term

Distribution • Africa 5%; Americas 5%; Asia/Oceania 40%; Europe, Eastern 5%; Europe, Western 5%; Middle East/North Africa 20%; Other/Unknown 20%

Faculty • *Teachers*: 4 full-time, 17 part-time *Full-time teaching load*: 18 hours/week *Advanced degree ESL fields*: 4 full-time, 4 part-time *Administrators*: 1 full-time, 2 part-time

Eligibility • foreign nationals

Issues • I-20, IAP-66. I-20 includes academic admission conditional on meeting admissions requirements

Academic credit • not offered *May take academic courses*: with program director's approval and undergraduate TOEFL 480, graduate TOEFL 500

Tests • International, Institutional TOEFL, SLEP

Services • academic counseling, conversation partners, field trips, homestay, host family, personal/cultural counseling, recreational activities

Costs • tuition \$1,740.00 15-weeks; application fee \$50.00; activities fee \$85.00; health insurance \$140.00; health center \$45.00

Financial aid • full or partial tuition waivers

Housing • *Campus housing*: available *Off-campus housing*: readily available, moderately priced; assistance in locating provided

Board • board plan

Other information • *Established*: 1972 *Member*: AAIEP

Endorsements: NAFSA principles (HE)

1030

CALIFORNIA STATE UNIVERSITY, FULLERTON

American Language Program

MH 63
Fullerton CA 92634-9480
Ph 714-773-2909
Fax 714-449-7114

Academic year 1996/97

Intensive English Program

Hrs/wk:	Class
B:	24
LI:	24
I:	24
A:	18

IEP note • Language lab optional; A: 3 hours academic course

English for Specific Purposes • Business 3 hrs/wk, Test Preparation: TOEFL 3 hrs/wk, Other: Accent Reduction 4 hrs/wk, Public Speaking 3 hrs/wk

Terms • 16 weeks beginning August, January; 8 weeks beginning June

Longest break(s) • 6 weeks beginning December

Average class size • 12

Program size • 180 average term, 180 summer

Distribution • Americas 2%; Asia/Oceania 90%; Europe, Eastern 2%; Europe, Western 1%; Middle East/North Africa 5%

Faculty • *Teachers*: 15 full-time, 3 part-time *Full-time teaching load*: 18 hours/week *Advanced degree ESL fields*: 15 full-time, 3 part-time *Administrators*: 1 full-time

Eligibility • foreign nationals

Issues • I-20. I-20 includes academic admission conditional on meeting admissions requirements and on director's approval

Academic credit • not offered *May take academic courses*: at Advanced level with TOEFL 450

Tests • Institutional TOEFL, Michigan tests

Services • academic counseling, field trips, personal/cultural counseling, recreational activities

Costs • tuition \$3,250.00 16-weeks fall and spring, \$1,580.00 8-weeks summer; application fee \$100.00; activities fee \$125.00; health insurance \$244.00; health center \$50.00; summer term, activities \$80.00; health insurance \$122.00; health center \$20.00

Housing • *Campus housing*: available summer *Off-campus housing*: readily available, moderately priced; assistance in locating provided *Room*: \$450.00 4-weeks

Board • no board plan

Other information • *Established*: 1986 *Member*: AAIEP *Endorsements*: TESOL standards, NAFSA principles (HE) (P + C)D

1031

CALIFORNIA STATE UNIVERSITY, HAYWARD

American Language Program

Office of Extended Education
Hayward CA 94542-3012

Ph 510-728-2300

Fax 510-885-2040

E-mail alpgeneral@csuhayward.edu

URL <http://www.alp.csuhayward.edu>

Academic year 1995/96

Intensive English Program

Hrs/wk:	Class
LI:	20
I:	20
A:	20

IEP note • Class hours include language lab

English for Specific Purposes • Business, Communications, Test Preparation: GMAT, GRE, TOEFL

Terms • 11 weeks beginning September, January, March, June

Longest break(s) • not applicable

Average class size • 17

Program size • 180 average term

Distribution • Americas 24%; Asia/Oceania 66%; Europe, Eastern 1%; Europe, Western 6%; Middle East/North Africa 3%

Faculty • *Teachers*: 6 full-time, 10 part-time *Full-time teaching load*: 20 hours/week *Advanced degree ESL fields*: 10 part-time *Administrators*: 2 full-time, 20 part-time

Eligibility • foreign nationals

Issues • I-20, IAP-66

Academic credit • not offered *May take academic courses*: if academically admissible and TOEFL 500 through Open University

Tests • Institutional TOEFL

Services • academic counseling, academic placement, field trips, homestay, host family, personal/cultural counseling, recreational activities, student newspaper, public school volunteer program

Costs • tuition \$1,800.00 11-weeks; application fee \$75.00; health insurance \$150.00

Housing • *Campus housing*: available year-round *Off-campus housing*: readily available; assistance in locating provided *Room and board*: \$1,426.00 11-weeks

Board • board plan included in housing

Other information • *Established*: 1976 *Endorsements*: NAFSA principles (HE)

1032

CALIFORNIA STATE UNIVERSITY, LONG BEACH

American Language Institute

1250 Bellflower Boulevard
Long Beach CA 90840-0109

Ph 310-985-8424

Fax 310-985-7104

E-mail aliuces@csulb.edu

URL <http://www.uces.csulb.edu/ali/>

Academic year 1996/97

Intensive English Program

Hrs/wk:	Class
B:	25
LI:	25
I:	25
A:	25

IEP note • CAI part of total class hours; optional electives and language lab

English for Specific Purposes • Test Preparation: TOEFL 4 hrs/wk

Terms • 8 weeks beginning August, October, May; 4 weeks beginning August, September, October, November, January, February, March, April

Longest break(s) • 6 weeks beginning December

Average class size • 12

Program size • 100 average term

Distribution • Americas 2%; Asia/Oceania 65%; Europe, Eastern 2%; Europe, Western 18%; Middle East/North Africa 13%

Faculty • *Teachers*: 1 full-time, 19 part-time *Full-time teaching load*: 17 hours/week *Advanced degree ESL fields*: 1 full-time, 19 part-time *Administrators*: 2 full-time, 1 part-time

Eligibility • foreign nationals

Issues • I-20

Academic credit • not offered *May take academic courses*: with program director's approval and enrollment in Bridge Program (post-intensive)

Tests • locally developed tests

Services • academic counseling, field trips, personal/cultural counseling, recreational activities

Costs • tuition \$1,600.00 8-weeks; application fee \$100.00; health insurance \$58.00

Housing • *Campus housing*: available year-round
Off-campus housing: readily available, expensive; assistance in locating provided *Room and board*: \$1,440.00 8-weeks
Board • board plan included in housing
Other information • *Established*: 1984 *Endorsements*: TESOL standards, NAFSA principles (HE) (P + C)

1033

**CALIFORNIA STATE UNIVERSITY,
LOS ANGELES**

American Culture and Language Program

Continuing Education
 5151 State University Drive, Lib N B552
 Los Angeles CA 90032-8844
Ph 213-343-4840
Fax 213-343-4843
URL <http://bestla.calstatela.edu/www/lifelong/learning.html>

Academic year 1996/97

Intensive English Program

Hrs/wk:	Class	CAI
B:	25	
LI:	25	
I:	25	
A:	25	5

IEP note • Language lab optional
English for Specific Purposes • Business 10 hrs/wk, Communications 5 hrs/wk, Test Preparation: TOEFL 5 hrs/wk
Terms • 10 weeks beginning October, January, April, June
Longest break(s) • 4 weeks beginning September
Average class size • 15
Program size • 275 average term
Distribution • Americas 3%; Asia/Oceania 90%; Europe, Western 5%; Middle East/North Africa 2%
Faculty • *Teachers*: 5 full-time, 25 part-time *Full-time teaching load*: 20 hours/week *Advanced degree ESL fields*: 5 full-time, 25 part-time *Administrators*: 2 full-time, 3 part-time
Eligibility • all applicants
Issues • I-20
Academic credit • not offered *May take academic courses*: at Advanced level through Continuing Education or with recommendation of Foreign Student Office
Tests • International, Institutional TOEFL; Michigan tests
Services • academic counseling, academic placement, field trips, homestay, host family, personal/cultural counseling, recreational activities, visa/tax counseling
Costs • tuition \$1,650.00 10-weeks; application fee \$100.00; health insurance \$135.00
Financial aid • available; may apply second quarter
Housing • *Campus housing*: available year-round
Off-campus housing: readily available; assistance in locating provided *Room*: \$1,083.00 10-weeks
Board • no board plan
Other information • *Established*: 1978 *Endorsements*: TESOL standards, NAFSA principles (HE)

1034

**CALIFORNIA STATE UNIVERSITY,
NORTHRIDGE**

Division of International Education

18111 Nordhoff Street
 Northridge CA 91330-8306
Ph 818-885-3923
Fax 818-885-2700
E-mail esl.off@huey.csun.edu
URL <http://www.csun.edu/~hfedu005/esl.html>

Academic year 1995/96

Intensive English Program

Hrs/wk:	Class	Optional Classes
B:	20	8
LI:	20	8
I:	20	8
A:	20	8

Terms • 7 weeks beginning September, October, February, April; 6 weeks beginning June, July
Longest break(s) • 4 weeks beginning December
Average class size • 14
Program size • 200 average term
Distribution • Americas 10%; Asia/Oceania 76%; Europe, Eastern 2%; Europe, Western 4%; Middle East/North Africa 8%
Faculty • *Teachers*: 14 full-time, 6 part-time *Full-time teaching load*: 20 hours/week *Advanced degree ESL fields*: 14 full-time, 6 part-time *Administrators*: 3 full-time, 1 part-time
Eligibility • all applicants
Issues • I-20. I-20 includes academic admission conditional on meeting admissions requirements
Academic credit • not offered *May take academic courses*: at Advanced level
Tests • locally developed tests
Services • academic counseling, academic placement, field trips, personal/cultural counseling, recreational activities
Costs • tuition \$1,300.00 7-weeks; application fee \$100.00
Housing • *Campus housing*: available year-round
Off-campus housing: readily available, moderately priced; assistance in locating provided *Room*: \$900.00 8-weeks
Board • board plan \$75.00 1-weeks, or pay-by-meal
Other information • *Established*: 1977 *Member*: AAIEP *Endorsements*: TESOL standards, NAFSA principles (HE) (P + C)

1035

**CALIFORNIA STATE UNIVERSITY,
SAN BERNARDINO**

American Culture and Language Program

5500 University Parkway
 San Bernardino CA 92407
Ph 909-880-5978
Fax 909-880-5905

Academic year 1996/97

Intensive English Program

Hrs/wk:	Class	Lab	Electives
B:	21	2	1
LI:	21	2	1
I:	21	2	1
A:	15		

IEP note • A: 3-6 hours academic course
English for Specific Purposes • Test Preparation: TOEFL 4 hrs/wk, Other: Pre-MBA 16 hrs/wk
Terms • 10 weeks beginning September, January, April, June

Longest break(s) • 2 weeks beginning December, 3 weeks beginning September
Average class size • 12
Program size • 100 average term
Distribution • Americas 5%; Asia/Oceania 84%; Europe, Western 2%; Middle East/North Africa 8%; Other/Unknown 1%
Faculty • *Teachers*: 12 full-time, 2 part-time *Full-time teaching load*: 20 hours/week *Advanced degree ESL fields*: 9 full-time, 1 part-time
Eligibility • all applicants
Issues • I-20. I-20 includes academic admission conditional on English language proficiency and meeting admissions requirements
Academic credit • not offered *May take academic courses*: with adequate English language proficiency, undergraduate TOEFL 475, graduate TOEFL 500
Tests • Institutional TOEFL, Michigan tests
Services • academic counseling, academic placement, field trips, homestay, host family, personal/cultural counseling, recreational activities
Costs • tuition \$1,500.00 10-weeks; application fee \$100.00; health insurance \$150.00; student services \$197.00
Housing • *Campus housing*: available year-round *Off-campus housing*: readily available, expensive *Room*: \$4,108.00 year; homestay \$450.00 per month includes room, board and transportation
Board • board plan \$40.00 4-weeks
Other information • *Established*: 1982 *Member*: AAIEP *Endorsements*: TESOL standards, NAFSA principles (HE) (P+C)

1036
CALIFORNIA STATE UNIVERSITY,
SAN MARCOS

American Language and Culture Institute
 San Marcos CA 92096-0001
Ph 619-750-3200, 619-750-3138

Academic year 1996/97

Intensive English Program

Hrs/wk:	Class	Lab	Reading Lab
B:	18	3	2
LI:	18	3	2
I:	18	3	2
A:	18	3	2

IEP note • B, LI, I, A: 1-1/2 hours CAI; A: 1 hour library skills workshop

English for Specific Purposes • Business 18 hrs/wk, Communications 21 hrs/wk, Test Preparation: unspecified test 25 hrs/wk

Terms • 17 weeks beginning January; 16 weeks beginning August; 8 weeks beginning June; 3 weeks beginning June

Longest break(s) • 2 weeks beginning May, 5 weeks beginning December

Average class size • 10

Program size • 25 average term

Distribution • Asia/Oceania 90%; Europe, Western 10%

Faculty • *Teachers*: 1 full-time, 4 part-time *Full-time teaching load*: 18 hours/week *Advanced degree ESL fields*: 1 full-time, 4 part-time *Administrators*: 2 full-time

Eligibility • all applicants

Issues • I-20. I-20 includes academic admission conditional on meeting admissions requirements

Academic credit • not offered *May take academic courses*: with TOEFL 525 through Open University on space available basis

Tests • International TOEFL, locally developed tests

Services • academic counseling, academic placement, campus orientation, conversation partners, crosscultural

activities, field trips, homestay, host family, housing assistance, international student adviser, personal/cultural counseling, visa/tax counseling

Costs • tuition \$3,600.00 16-weeks; application fee \$100.00; health services \$50.00

Housing • *Campus housing*: available year-round *Off-campus housing*: readily available, moderately priced; assistance in locating provided *Room*: \$2,775.00-\$3,975.00 9-months; double or single rooms on-campus, university apartments off-campus

Board • no board plan

Other information • *Established*: 1992 *Member*: AAIEP

Endorsements: TESOL standards, NAFSA principles (HE)

1037

CENTER FOR ENGLISH STUDIES,
SAN FRANCISCO

Individual and Group Executive and Professional Programs

450 Sansome Street
 San Francisco CA 94111

Ph 415-986-0898

Fax 415-986-0985

E-mail 102367.3046@compuserve.com

Application contact: Center for English Studies, 330 Seventh Avenue, 7th Floor, New York NY 10001

Academic year 1996/97

Individual and Group Executive and Professional Programs

English for Specific Purposes • Business, Test Preparation: TOEIC *Minimum English language proficiency required*: Intermediate to Advanced levels *Hrs/wk*: 22-34 hours class *Short-term program develops English language communication skills of business personnel*.

Terms • 1 week or longer year-round

Longest break(s) • not applicable

Average class size • 10

Program size • 30 average term

Faculty • *Teachers*: 3 full-time, 10 part-time *Full-time teaching load*: 25 hours/week *Advanced degree ESL fields*: 3 full-time, 10 part-time *Administrators*: 6 full-time

Eligibility • all applicants

Issues • I-20

Academic credit • not applicable

Tests • Institutional TOEFL, TOEIC

Services • academic counseling, academic placement, airport meeting, campus orientation, crosscultural activities, field trips, homestay, host family, housing assistance, international student adviser, personal/cultural counseling, recreational activities, visa/tax counseling, weekly lunches with instructor

Costs • tuition \$1,650.00 -\$2,475.00 1-week, \$3,150.00-\$4,725.00 2-weeks, \$4,650.00-\$6,975.00 3-weeks, \$1,500.00-\$2,250.00 each additional week; application fee \$100.00

Housing • *Campus housing*: available year-round *Off-campus housing*: readily available, moderately priced; assistance in locating provided *Room and board*: \$320.00-\$700.00 2-weeks; \$250.00 housing deposit

Board • board plan included in housing

Other information • *Established*: no information provided

Member: AAIEP *Endorsements*: NAFSA principles

1038
CENTER FOR ENGLISH STUDIES,
SAN FRANCISCO

Intensive English Program

450 Sansome Street
 San Francisco CA 94111
Ph 415-986-0898
Fax 415-986-0985
E-mail ces_sanfrancisco@cescorp.com
URL <http://www.cescorp.com>
Application contact: Center for English Studies, 330
 Seventh Avenue, 7th Floor, New York NY 10001

Academic year 1996/97

Intensive English Program

Hrs/wk:	Class
B:	18-25
LI:	18-25
I:	18-25
A:	18-25

IEP note • Language lab optional
English for Specific Purposes • Business 15-30 hrs/wk,
 Test Preparation: TOEFL, TOEIC 20 hrs/wk
Terms • 2 weeks or longer year-round
Longest break(s) • not applicable
Average class size • 10
Program size • 200 average term
Faculty • *Teachers:* 15 full-time, 15 part-time *Full-time teaching load:* 25 hours/week *Advanced degree ESL fields:* 15 full-time, 15 part-time *Administrators:* 6 full-time
Eligibility • all applicants
Issues • 1-20
Academic credit • not applicable
Tests • Institutional TOEFL, TOEIC
Services • academic counseling, academic placement, airport meeting, campus orientation, crosscultural activities, field trips, homestay, host family, housing assistance, international student adviser, personal/cultural counseling, recreational activities, visa/tax counseling
Costs • tuition \$400.00 - \$1,400.00 2-weeks depending upon program; application fee \$100.00; airport transfer \$100.00; health insurance \$50.00 month; F-1 student visa mailing fee \$60.00
Housing • *Campus housing:* available year-round
Off-campus housing: readily available, moderately priced; assistance in locating provided *Room and board:* \$320.00-\$700.00 2-weeks; \$250.00 housing deposit
Board • board plan included in housing
Other information • *Established:* 1980 *Member:* AAIEP
Endorsements: NAFSA principles

1039
CENTURY SCHOOL OF LANGUAGES

Intensive English Program

1066 Saratoga Avenue
 Suite 220
 San Jose CA 95129
Ph 408-249-4680
Fax 408-984-2341

Academic year 1996/97

Intensive English Program

Hrs/wk:	Class
B:	20
LI:	20
I:	20
A:	20

IEP note • Optional language lab and computer lab
English for Specific Purposes • Test Preparation: TOEFL

56

Terms • 4 weeks year-round, starting first Monday of each month
Longest break(s) • not applicable
Average class size • 8
Program size • 60 average term
Faculty • *Teachers:* 6 part-time *Advanced degree ESL fields:* 4 part-time *Administrators:* 1 full-time, 1 part-time
Eligibility • all applicants
Issues • 1-20
Academic credit • not applicable *May take academic courses:* with TOEFL 500 in Partnership Program at area community colleges
Tests • Institutional TOEFL, Michigan tests
Services • academic counseling, campus orientation, conversation partners, crosscultural activities, field trips, homestay, host family, housing assistance, international student adviser, personal/cultural counseling, recreational activities, visa/tax counseling
Costs • tuition \$1,491.00 12-weeks; application fee \$85.00; registration fee \$100.00; optional health insurance \$42.00 if under 25 years of age
Housing • *Campus housing:* no campus housing
Off-campus housing: readily available, expensive; assistance in locating provided
Board • board plan \$500.00 4-weeks
Other information • *Established:* 1977 *Endorsements:* TESOL standards, NAFSA principles

1040
CITRUS COLLEGE

Intensive English Program

1000 West Foothill Boulevard
 Glendora CA 91741-1899
Ph 818-914-8548, 818-914-8549
Fax 818-963-4854
URL <http://www.citrus.cc.ca.us/instprog/esl/esl.htm>

Academic year 1996/97


Intensive English Program

Hrs/wk:	Class
LI:	25
I:	25
A:	25

IEP note • 1-1/2 hours language lab
Terms • 18 weeks beginning August, January; 9 weeks beginning October, March, June
Longest break(s) • 5 weeks beginning December, 1 week beginning April
Average class size • 20
Program size • 60 average term
Distribution • Asia/Oceania 100%
Faculty • *Teachers:* 3 full-time *Full-time teaching load:* 20 hours/week *Advanced degree ESL fields:* 3 full-time *Administrators:* 2 full-time
Eligibility • all applicants
Issues • 1-20. I-20 includes academic admission conditional on completion of application and TOEFL 450
Academic credit • 19 undergraduate degree credits for ESL *May take academic courses:* with TOEFL 450
Tests • International, Institutional TOEFL
Services • academic counseling, academic placement, campus orientation, homestay, host family, housing assistance, international student adviser, personal/cultural counseling, visa/tax counseling
Costs • tuition \$3,034.00 18-weeks; application fee \$40.00; activities fee \$31.00; health insurance \$250.00; TOEFL, campus services, books and materials \$345.00
Housing • *Campus housing:* no campus housing
Off-campus housing: readily available, moderately priced; assistance in locating provided

The American Language Program

California State University, Fullerton




- Fall, Spring and Summer Sessions
- Six levels of English instruction
- TOEFL preparation
- Excursions and recreational activities
- University conditional admission to qualified students

For information and applications, call or write:

The American Language Program
McCarthy Hall 63
California State University, Fullerton
Fullerton, California 92634 USA
Telephone: (714) 773-2909
FAX: (714) 449-7114

 CAL STATE
FULLERTON

BEST COPY AVAILABLE




LCP INTERNATIONAL INSTITUTE

LCP welcomes you to join our

Intensive English and University Preparation Program

Select from four campus-based Centers...

- California State University (Sacramento, California)
- MiraCosta College (Oceanside, California, north of San Diego)
- Irvine Valley College (Irvine, California)
- Highline Community College (Seattle, Washington)



- Located in the state's capital city, California State University, Sacramento is one of the largest campuses in the CSU system. The University offers undergraduate and graduate degrees in more than 50 fields and has the most modern facilities, including a state-of-the-art engineering and computer science building. Sacramento is a safe and friendly community and is convenient to both San Francisco and Lake Tahoe.

- MiraCosta College is a two-year community college in Oceanside, California, 35 miles north of San Diego. Its sandy beaches are ideal for surfing and offer year-round opportunities for ocean recreation. La Jolla and Carlsbad beaches are also nearby. The College is situated on a 168-acre hilltop location with beautiful panoramic ocean and mountain views. Oceanside is convenient to San Diego, as well as Los Angeles attractions.

- Irvine Valley College's beautiful campus is located in "America's Safest City", Irvine, California. The College offers both two-year degrees and Certificate programs in many disciplines. Halfway between Los Angeles and San Diego, Irvine is in the heart of southern California's world-famous attractions such as Disneyland, Universal Studios and Hollywood.

- Highline Community College, in the Seattle suburb of Des Moines, offers a variety of two-year degree and Certificate programs, including Business, Computer Science and Air Transportation. Seattle is a place of great natural beauty and unlimited outdoor recreation such as skiing, sailing, hiking and bicycling. The area is considered one of the most desirable places to live in the U.S.



Program Features


- Eight levels of instruction
- Certificate of Completion for each level
- 25 hours of class per week
- University preparation courses
- Small classes affording individual attention
- Highly qualified instructors
- TOEFL, GMAT, GRE & SAT preparation
- Certificate and Internship Programs
- Summer or Winter Study Tours
- Excursions to many world-famous attractions
- Near Pacific Beaches & Ski Parks
- Meet friends from all over the world

LCP also offers a specialized **Pre-MBA** Program including:

- TOEFL and GMAT preparation strategies
- Courses featuring Case Analysis, Presentations, Business Reading and Writing, Current Events in Business
- Credit courses at CSU-Sacramento (Accounting, Calculus, Economics, Information Systems, Marketing, Management, Statistics, and many more)
- University advising and placement assistance

Services & Benefits

- Airport pickup
- Academic orientation and personal advising
- University placement assistance
- Conditional admission for qualified students
- Homestay with carefully screened American host families (dormitory also available at CSU-Sacramento)
- Finish a two-year degree at one of our College locations and transfer to a four-year university program




Let LCP help you reach your educational goals in the United States!

For more information or an application contact:

LCP International Institute

930 AT&T Tower
8001 Irvine Center Drive
Irvine, California 92618 U.S.A.

Telephone: (714) 753-0660
Fax: (714) 753-0880
Email: 102573.214@compuserve.com





RANCHO SANTIAGO COLLEGE


The pick of the crop in
Southern California's
beautiful Orange County

ENGLISH LANGUAGE ACADEMY

- Small classes
- 4 levels of instruction
- 8-week courses beginning August, October, January, March and June
- Special Summer Programs
- TOEFL preparation
- Low Tuition
- Guaranteed admission to Rancho Santiago College available
- American homestay placement and dormitory housing at nearby Chapman University
- Beautiful campus close to beaches, Disneyland and other attractions
- Social Activities, trips

For information and application materials write:
Rancho Santiago College
International Student Program Office
8045 Chapman Avenue
Orange, CA 92669-4512
U.S.A.

Telephone: (714) 564-6047 or 564-4057
Fax: (714) 564-6379




In the heart of colorful, cosmopolitan Orange County, Rancho Santiago College is a modern two-year community college situated on two campuses, one in the quiet suburban city of Orange and the other in the urban setting of Santa Ana.

study in living color

Both campuses are 50 miles south of Los Angeles, 15 minutes from the magic kingdom of Disneyland, and 20 minutes from the beach where excellent swimming, surfing and sailing can be enjoyed. There is easy access to local mountains for skiing and climbing and San Diego and Mexico are located two hours further south.

Rancho Santiago offers classes leading to degrees in more than 150 transfer and employment majors including accounting, business, computer information science, theater, dance, engineering, fashion design/merchandising, television, and travel and tourism. The college also offers certificates in 75 occupational programs.

The International Student Office organizes airport pick-up, homestay, dormitory and apartment accommodation, orientation, a social program and academic support. For more information and application materials contact: Rancho Santiago College, International Student Office, 8045 East Chapman Avenue, Orange, CA 92669-4512 U.S.A. Telephone (714) 564-6047 or 564-4057 Fax (714) 564-6379.




RANCHO SANTIAGO COLLEGE

*In the heart of Southern California's beautiful Orange County. . .
You'll feel right at home.*

LEARN ENGLISH PLUS...

International Education Programs* at UCR Extension offers a variety of year-round English language programs and short-term professional certificate programs



Part of the nine-campus University of California system, Riverside's beautiful 1200 acre tree-shaded campus is within an hour's drive of beaches, ski resorts, Los Angeles and Hollywood

ENGLISH LANGUAGE PROGRAMS

- INTENSIVE ENGLISH PROGRAM (4 WEEKS; 10 WEEKS)
- CONVERSATION AND AMERICAN CULTURE PROGRAM (3-4 WEEKS)
- AMERICAN BUSINESS CULTURE & COMMUNICATION (4 WEEKS; 10 WEEKS)
- IMPROVING ORAL FLUENCY PROGRAM (4 WEEKS; 10 WEEKS)
- ARTS AND HUMANITIES PROGRAM (4 WEEKS; 10 WEEKS)
- UNIVERSITY PREPARATION PROGRAM (4 WEEKS; 10 WEEKS)
- DESIGN-YOUR-OWN PROGRAM (ENGLISH AND UNIVERSITY CLASSES)
- TEACHING ENGLISH TO SPEAKERS OF OTHER LANGUAGES - TESOL (4-WEEK; 1-YEAR)
- NEW!! ENGLISH LANGUAGE PROGRAMS PLUS BASKETBALL CAMP - SUMMER, 1996

INTERNATIONAL PROFESSIONAL PROGRAMS

INTENSIVE FORMAT (2- TO 4-WEEK, DAYTIME CERTIFICATE PROGRAMS) MANAGEMENT

- MANAGEMENT FOR INTERNATIONAL EXECUTIVES (2 WEEKS - FEB., AUG.)
- MARKETING (3 WEEKS - MARCH)
- INTERNATIONAL BANKING AND FINANCE (3 WEEKS - MAY, NOVEMBER)
- HUMAN RESOURCES MANAGEMENT (3 WEEKS - NOVEMBER)
- INVENTORY, WAREHOUSE AND LOGISTICS MANAGEMENT (4 WEEKS - FEB.)
- MANAGEMENT OF NOT-FOR-PROFIT ORGANIZATIONS (3 WEEKS - JUNE)

ENVIRONMENTAL MANAGEMENT & ENERGY

- AIR QUALITY MANAGEMENT (2 WEEKS - APRIL)
- ALTERNATIVE ENERGY TECHNOLOGIES (3 WEEKS - MAY)
- ENVIRONMENTAL POLLUTION PREVENTION AND CONTROL (4 WEEKS - OCT.)
- GIS - GEOGRAPHIC INFORMATION SYSTEMS (2 WEEKS - NOVEMBER)

LAW

- THE AMERICAN LEGAL SYSTEM (2 WEEKS - JANUARY, JULY)

CUSTOMIZED PROGRAMS

- CUSTOM-DESIGNED PROGRAMS AVAILABLE YEAR-ROUND

Plus

- Airport Pick-up (Los Angeles, Ontario)
- Program Orientation
- Experienced Teachers, Small Classes
- University Classes with Americans
- Language and Computer Laboratories
- College Counseling, Immigration Advising
- Programs for Children and Adults
- TOEFL Preparation Class and TOEFL Exam
- Recreational, Cultural and Field Trips
- Sports Facilities, Social Activities
- Housing Assistance (Homestay family and campus dormitory available all year)
- Safe, Sunny, and Friendly Small Town

*The International Education Programs is a member of NAFSA and AAIEP

University of California

RIVERSIDE



FOR MORE INFORMATION, PLEASE CONTACT:

INTERNATIONAL EDUCATION PROGRAMS, UNIVERSITY OF CALIFORNIA EXTENSION
1200 UNIVERSITY AVENUE, DEPT. ELO - RIVERSIDE, CA 92507-4596 U.S.A.

E-MAIL: uciep@ucx.ucr.edu PHONE: (909) 787-4346 FAX: (909) 787-5796

WEB SITE: <http://www.unex.ucr.edu/iephompage.html>

Board • no board plan

Other information • *Established:* 1994 *Endorsements:* TESOL standards, NAFSA principles (HE) (P + C)

1041

CITY COLLEGE OF SAN FRANCISCO

Institute for International Students

50 Phelan Avenue
Box A71
San Francisco CA 94112
Ph 415-239-3895
Fax 415-239-3804
E-mail institute@ccsf.cc.cu.us

Academic year 1996/97

Intensive English Program

Hrs/wk:	Class
B:	20
LI:	20
I:	20
A:	20

Terms • 18 weeks beginning August, January; 9 weeks beginning October, March

Longest break(s) • not applicable

Average class size • 17

Program size • 150 average term

Distribution • Americas 10%; Asia/Oceania 80%; Europe, Eastern 1%; Europe, Western 8%; Middle East/North Africa 1%

Faculty • *Teachers:* 14 part-time *Advanced degree ESL fields:* 12 part-time *Administrators:* 1 full-time

Eligibility • all applicants with TOEFL 350 or 1 year English study

Issues • I-20. I-20 includes academic admission conditional on English language proficiency (TOEFL 475)

Academic credit • not offered

Tests • Michigan tests

Services • academic counseling, academic placement, campus orientation, conversation partners, crosscultural activities, field trips, homestay, international student adviser, personal/cultural counseling, recreational activities, visa/tax counseling

Costs • tuition \$950.00 9-weeks, \$1,795 semester, \$450.00 3-weeks summer, \$875.00 6-weeks summer; application fee \$25.00; health clinic \$10.00; activities fee \$10.00 9-weeks, \$20.00 semester

Housing • *Campus housing:* no campus housing

Off-campus housing: readily available, moderately priced

Board • no board plan

Other information • *Established:* 1991 *Member:* AAIEP (HE) (P + C)

1042

COLLEGE OF MARIN

Intensive English Program

1800 Ignacio Boulevard
Novato CA 94949
Ph 415-883-2211
Fax 415-883-6980
URL <http://www.marin.cc.ca.us>

Academic year 1996/97

Intensive English Program

Hrs/wk:	Class	Conversation Seminars
LI:	20	4
I:	20	4
A:	20	4

Terms • 16 weeks beginning August, January

Longest break(s) • not applicable

Average class size • 17

Program size • 50 average term

Distribution • Africa 5%; Americas 30%; Asia/Oceania 40%; Europe, Eastern 10%; Europe, Western 15%

Faculty • *Teachers:* 6 part-time *Full-time teaching load:* 18 hours/week *Advanced degree ESL fields:* 6 part-time

Administrators: 2 part-time

Eligibility • foreign nationals

Issues • I-20

Academic credit • not offered *May take academic courses:* with instructor's approval

Tests • locally developed tests

Services • academic counseling, academic placement, field trips, personal/cultural counseling, recreational activities

Costs • tuition \$1,700.00 16-weeks; application fee \$50.00

Housing • *Campus housing:* no campus housing

Off-campus housing: readily available; assistance in locating provided

Board • no board plan

Other information • *Established:* 1979 (HE) (P + C)

1043

CONCORDIA UNIVERSITY

English Language School

1530 Concordia West
Irvine CA 92715-3299
Ph 800-229-1200, 714-854-8002
Fax 714-854-6854
E-mail admissions@cci.christ.edu

Academic year 1996/97

Intensive English Program

Hrs/wk:	Class
B:	20
LI:	20
I:	20
A:	20

IEP note • A: 4 hours academic courses

Terms • 15 weeks beginning September, January; 7 weeks beginning June

Longest break(s) • not applicable

Average class size • 11

Program size • 20 average term

Distribution • Americas 1%; Asia/Oceania 95%; Europe, Eastern 2%; Europe, Western 1%; Other/Unknown 1%

Faculty • *Teachers:* 1 full-time, 3 part-time *Full-time teaching load:* 15 hours/week *Advanced degree ESL fields:* 1 full-time, 3 part-time *Administrators:* 1 part-time

Eligibility • all applicants

Issues • I-20. I-20 includes academic admission conditional on meeting admissions requirements

Academic credit • 12 undergraduate degree credits for ESL replacing electives *May take academic courses:* at Advanced level

Tests • Michigan tests, CELT, SLEP, locally developed tests

Services • academic counseling, academic placement, field trips, personal/cultural counseling, recreational activities, student organizations

Costs • tuition \$3,250.00 15-weeks; application fee \$125.00

Housing • *Campus housing:* available year-round

Off-campus housing: not permitted *Room:* \$1,470.00 15-weeks; Student has US roommate



Board • board plan \$415.00 15-weeks 1 meal per weekday, \$680.00 2 meals per weekday, \$990.00 3 meals per weekday
Other information • *Established:* 1987 *Endorsements:* TESOL standards, NAFSA principles (HE) (P + C)

1044

DIVERSIFIED LANGUAGE INSTITUTE

Intensive English Program

1670 Wilshire Boulevard
 Los Angeles CA 90017
Ph 213-353-1849
Fax 213-483-8786

Academic year 1996/97

Intensive English Program

Hrs/wk:	Class
B:	25
LI:	25
I:	25
A:	25

Terms • Mondays year-round

Longest break(s) • not applicable

Average class size • 9

Program size • 100 average term

Distribution • Americas 10%; Asia/Oceania 80%; Europe, Eastern 10%

Faculty • *Teachers:* 5 full-time, 10 part-time *Full-time teaching load:* 30 hours/week *Advanced degree ESL fields:* 3 full-time *Administrators:* 3 full-time, 2 part-time

Eligibility • all applicants

Issues • I-20

Academic credit • not applicable

Tests • Michigan tests

Services • academic counseling, academic placement, field trips, homestay, personal/cultural counseling, recreational activities

Costs • tuition \$450.00 4-weeks; application fee \$75.00

Housing • *Campus housing:* no campus housing

Off-campus housing: readily available, moderately priced; assistance in locating provided

Board • no board plan

Other information • *Established:* 1970 *Endorsements:* TESOL standards

1045

EF INTERNATIONAL SCHOOL OF ENGLISH, NORTH RIDGE

Intensive English Program

17950 Lassen 12-112
 Northridge CA 91330-8363
Ph 818-772-0903
Fax 818-772-6684

Academic year 1996/97

Intensive English Program

Hrs/wk:	Class	Lab
B:	15-20	3
LI:	15-20	3
I:	15-20	3
A:	15-20	3

English for Specific Purposes • Test Preparation: TOEFL

Terms • 38 weeks beginning September (academic year program); 2 weeks year-round (minimum enrollment)

Longest break(s) • not applicable

Average class size • 15

Program size • 150 average term, 300 summer

Distribution • Americas 5%; Asia/Oceania 30%; Europe, Eastern 15%; Europe, Western 40%; Other/Unknown 10%

Faculty • *Teachers:* 10 full-time, 10 part-time *Full-time teaching load:* 15 hours/week *Administrators:* 4 full-time, 4 part-time

Eligibility • all applicants with at least one year previous English study

Issues • I-20

Academic credit • not applicable *May take academic courses:* if academically admissible

Tests • Institutional TOEFL

Services • academic counseling, campus orientation, conversation partners, field trips, housing assistance, personal/cultural counseling, recreational activities

Costs • tuition \$860.00 - \$1,080.00 2-weeks depending on intensity of program; application fee \$90.00; health insurance varies depending on length of program

Housing • *Campus housing:* available year-round

Off-campus housing: no information provided *Room and board:* included in tuition

Board • board plan included in tuition

Other information • *Established:* 1995 *Endorsements:* TESOL standards, NAFSA principles

1046

EF INTERNATIONAL SCHOOL OF ENGLISH, OAKLAND

Intensive English Program

c/o Mills College
 5000 MacArthur Boulevard
 Oakland CA 94613
Ph 510-430-3209
Fax 510-430-8252

Academic year 1995/96

Intensive English Program

Hrs/wk:	Class	Lab
B:	15-18	3
LI:	15-18	3
I:	15-18	3
A:	15-18	3

English for Specific Purposes • Test Preparation: TOEFL

Terms • 38 weeks beginning September (academic year program); 2 weeks year-round (minimum enrollment)

Longest break(s) • not applicable

Average class size • 12

Program size • 200 average term

Distribution • Americas 30%; Asia/Oceania 30%; Europe, Eastern 10%; Europe, Western 30%

Faculty • *Teachers:* 4 full-time, 10 part-time *Full-time teaching load:* 20 hours/week *Advanced degree ESL fields:* 3 part-time *Administrators:* 3 full-time, 2 part-time

Eligibility • foreign nationals

Issues • I-20

Academic credit • not applicable

Tests • Institutional TOEFL, TOEIC

Services • academic counseling, academic placement, campus orientation, conversation partners, crosscultural activities, field trips, host family, housing assistance, personal/cultural counseling, recreational activities, visa/tax counseling

Costs • tuition \$990.00 - \$1,150.00 2-weeks; application fee \$90.00; health insurance \$50.00

Housing • *Campus housing:* available year-round

Off-campus housing: difficult to find, expensive; assistance in locating provided *Room and board:* included in tuition

Board • room and board included in tuition

Other information • *Established:* 1989 *Member:* AAIEP *Endorsements:* NAFSA principles

1047

**EF INTERNATIONAL SCHOOL OF ENGLISH,
SAN DIEGO**

Intensive English Program

c/o US International University
10455 Pomerado Road
San Diego CA 92131
Ph 619-693-0771
Fax 619-693-0876

Academic year 1996/97

Intensive English Program

Hrs/wk:	Class	Lab
B:	15-20	3
LI:	15-20	3
I:	15-20	3
A:	15-20	3

English for Specific Purposes • Business 3 hrs/wk, Communications 3 hrs/wk, Graduate Study 3 hrs/wk, International Relations 3 hrs/wk, Marketing 3 hrs/wk, Science 3 hrs/wk, Travel 3 hrs/wk, Test Preparation: unspecified test 5 hrs/wk, Other: Film Studies, Finance 3 hrs/wk

Terms • 38 weeks beginning September, January (academic year program); 2 weeks year-round (minimum enrollment)

Longest break(s) • not applicable

Average class size • 15

Program size • 300 average term, 400 summer

Distribution • Africa 1%; Americas 13%; Asia/Oceania 37%; Europe, Eastern 2%; Europe, Western 46%; Middle East/North Africa 1%

Faculty • Teachers: 15 full-time, 10 part-time *Full-time teaching load*: 25 hours/week *Advanced degree ESL fields*: 12 full-time, 3 part-time *Administrators*: 6 full-time, 3 part-time

Eligibility • foreign nationals

Issues • I-20

Academic credit • not applicable *May take academic courses*: at US International University upon approval

Tests • Institutional TOEFL, TOEIC

Services • academic counseling, academic placement, field trips, homestay, host family, personal/cultural counseling, recreational activities

Costs • tuition \$4,290.00 8-weeks; application fee \$90.00 applicable to tuition; health insurance \$107.00; airport transfer \$55.00; health insurance only required if not covered by other provider

Housing • *Campus housing*: available year-round *Off-campus housing*: readily available; assistance in locating provided **Room and board**: included in tuition

Board • room and board included in tuition

Other information • *Established*: 1983

English for Specific Purposes • Business 5 hrs/wk
Terms • 38 weeks beginning September (academic year program); 2 weeks year-round (minimum enrollment)

Longest break(s) • not applicable

Average class size • 12

Program size • 250 average term, 300 summer

Distribution • Africa 1%; Americas 11%; Asia/Oceania 20%; Europe, Eastern 3%; Europe, Western 59%; Middle East/North Africa 2%; Other/Unknown 4%

Faculty • Teachers: 11 full-time, 13 part-time *Full-time teaching load*: 25 hours/week *Advanced degree ESL fields*: 10 full-time, 9 part-time *Administrators*: 7 full-time, 2 part-time

Eligibility • foreign nationals

Issues • I-20

Academic credit • not applicable

Tests • Institutional TOEFL

Services • academic counseling, academic placement, field trips, homestay, host family, personal/cultural counseling, recreational activities, excursions

Costs • tuition \$840.00 - \$1,060.00 2-weeks; application fee \$90.00; health insurance \$50.00; costs depend on intensity of program and length of stay

Housing • *Campus housing*: no campus housing

Off-campus housing: readily available; assistance in locating provided **Room and board**: host family room and board included in tuition

Board • board plan included in tuition

Other information • *Established*: 1991

1049

ELS LANGUAGE CENTERS, LOS ANGELES

English Study-Vacation Program

c/o University of California (UCLA)
Los Angeles CA 90024-1492
Ph 800-468-8978, 310-642-0982, 310-642-0988
Fax 310-410-4688

E-mail info@els.com

URL http://www.els.com

Application contact: ELS Language Centers, Special Programs, 5761 Buckingham Parkway, Culver City CA 90230

Academic year 1996/97

Intensive English Program

Hrs/wk:	Class
B:	20
LI:	20
I:	20
A:	20

Terms • 3 weeks beginning July

Longest break(s) • not applicable

Average class size • 15

Program size • 75 average term

Distribution • Americas 20%; Asia/Oceania 25%; Europe, Eastern 5%; Europe, Western 25%; Middle East/North Africa 10%; Other/Unknown 15%

Faculty • Teachers: 5 part-time *Full-time teaching load*: 20 hours/week *Advanced degree ESL fields*: 4 part-time *Administrators*: 4 full-time

Eligibility • foreign nationals

Issues • I-20

Academic credit • not applicable

Tests • not applicable

Services • crosscultural activities, field trips, recreational activities, excursions

Costs • tuition \$2,450.00 3-weeks comprehensive fee

Housing • *Campus housing*: available *Off-campus housing*: not available **Room and board**: included in tuition

1048

**EF INTERNATIONAL SCHOOL OF ENGLISH,
SANTA BARBARA**

Intensive English Program

1421 Chapala Street
Santa Barbara CA 93101
Ph 805-962-8680
Fax 805-962-8593

Academic year 1996/97

Intensive English Program

Hrs/wk:	Class	Lab
B:	15-20	3
LI:	15-20	3
I:	15-20	3
A:	15-20	3

Board • room and board included in tuition
Other information • *Established:* 1989 *Member:* AAIEP
Endorsements: TESOL standards, NAFSA principles ▮

1050

ELS LANGUAGE CENTERS, LOS ANGELES

Pre-MBA Summer Institute

c/o University of Southern California
 University Park
 Los Angeles CA 90089
Ph 800-468-8978, 310-642-0988
Fax 310-410-4688
E-mail info@els.com
URL http://www.els.com

Academic year 1996/97

Pre-MBA Summer Institute

English for Specific Purposes • Business 10 hrs/wk, Communications 10 hrs/wk *Minimum English language proficiency required:* Advanced level *Hrs/wk:* 30 hours class, 1 field trip to US corporations *To apply, contact:* ELS Special Programs, PO Box 4050, Culver City CA 90231-4050. *Program provides specialized business English for MBA study and an introduction to MBA coursework through a preview of business and management subjects.*

Terms • 3 weeks beginning June, July

Longest break(s) • not applicable

Average class size • 15

Program size • 30 average term

Distribution • Asia/Oceania 90%; Other/Unknown 10%

Faculty • *Teachers:* 10 part-time *Advanced degree ESL fields:* 2 part-time *Administrators:* 1 full-time, 2 part-time

Eligibility • foreign nationals

Issues • I-20

Academic credit • not applicable

Tests • not applicable

Services • no information provided

Costs • tuition \$1,995.00 3-weeks; application fee \$200.00 applicable to tuition

Housing • *Campus housing:* available summer only *Off-campus housing:* readily available; assistance in locating provided *Room:* \$750.00 3-weeks

Board • board plan \$750.00 3-weeks

Other information • *Established:* 1990 *Member:* AAIEP

Endorsements: TESOL standards, NAFSA principles ▮

1051

ELS LANGUAGE CENTERS, OAKLAND

Intensive English Program

c/o Holy Names College
 3510 Mountain Boulevard
 Oakland CA 94619-1627
Ph 510-531-5176
Fax 510-531-5183
E-mail oak@els.com
URL http://www.els.com

Academic year 1995/96

Intensive English Program

Hrs/wk:	Class	Multimedia Lab
B:	25	5
LI:	25	5
I:	25	5
A:	25	5

IEP note • LI, I, A: May take special interest classes in lieu of multimedia lab

English for Specific Purposes • Business 30 hrs/wk, Test Preparation: TOEFL 30 hrs/wk

Terms • 4 weeks year-round

Longest break(s) • not applicable

Average class size • 15

Program size • 80 average term

Faculty • *Teachers:* 9 full-time *Full-time teaching load:* 30 hours/week *Advanced degree ESL fields:* 5 full-time

Administrators: 4 full-time

Eligibility • all applicants

Issues • I-20, IAP-66

Academic credit • not applicable *May audit academic courses:* at Advanced level

Tests • Institutional TOEFL, TOEIC, Cambridge

Services • academic counseling, academic placement, airport meeting, crosscultural activities, field trips, homestay, housing assistance, personal/cultural counseling, recreational activities, telephone card

Costs • tuition \$1,160.00 4-weeks; application fee \$100.00; health insurance \$35.00

Housing • *Campus housing:* available year-round

Off-campus housing: readily available, moderately priced; assistance in locating provided *Room and board:* \$832.00 4-weeks

Board • board plan included in housing

Other information • *Established:* 1961 *Member:* AAIEP

Endorsements: TESOL standards, NAFSA principles ▮

1052

ELS LANGUAGE CENTERS, ORANGE

Intensive English Program

c/o Chapman University
 333 North Glassell Street
 Orange CA 92666
Ph 714-538-6800
Fax 714-538-1899
URL http://www.els.com

Academic year 1995/96

Intensive English Program

Hrs/wk:	Class	Multimedia Lab
B:	25	5
LI:	25	5
I:	25	5
A:	25	5

IEP note • LI, I, A: May take special interest classes in lieu of multimedia lab

English for Specific Purposes • Business 30 hrs/wk, Test Preparation: TOEFL 30 hrs/wk

Terms • 4 weeks year-round

Longest break(s) • not applicable

Average class size • 15

Program size • 140 average term

Faculty • *Teachers:* 15 full-time, 7 part-time *Full-time teaching load:* 30 hours/week *Advanced degree ESL fields:* 1 full-time *Administrators:* 4 full-time

Eligibility • all applicants

Issues • I-20, IAP-66

Academic credit • not applicable *May audit academic courses:* at Advanced level or enroll for credit

Tests • Institutional TOEFL, TOEIC, Cambridge

Services • academic counseling, academic placement, airport meeting, crosscultural activities, field trips, homestay, housing assistance, personal/cultural counseling, recreational activities, telephone card

Costs • tuition \$1,160.00 4-weeks; application fee \$100.00; health insurance \$35.00

Housing • *Campus housing:* available year-round

Off-campus housing: readily available, moderately priced;

assistance in locating provided *Room and board*: \$900.00
 4-weeks
Board • board plan included in housing
Other information • *Established*: 1961 *Member*: AAIEP
Endorsements: TESOL standards, NAFSA principles

1053
ELS LANGUAGE CENTERS, REDLANDS

Intensive English Program

c/o University of Redlands
 1200 East Colton Avenue, PO Box 3080
 Redlands CA 92373-0999
Ph 909-335-5357
Fax 909-335-5358
E-mail red@els.com
URL http://www.els.com

Academic year 1995/96

Intensive English Program

Hrs/wk:	Class	Multimedia Lab
B:	25	5
LI:	25	5
I:	25	5
A:	25	5

IEP note • LI, I, A: May take special interest classes in lieu of multimedia lab

English for Specific Purposes • Business 30 hrs/wk, Test Preparation: TOEFL 30 hrs/wk

Terms • 4 weeks year-round

Longest break(s) • not applicable

Average class size • 12

Program size • 90 average term

Faculty • *Teachers*: 9 full-time *Full-time teaching load*: 30 hours/week *Administrators*: 4 full-time

Eligibility • all applicants

Issues • I-20, IAP-66

Academic credit • not applicable

Tests • Institutional TOEFL, TOEIC, Cambridge

Services • academic counseling, academic placement, airport meeting, crosscultural activities, field trips, homestay, host family, housing assistance, international student adviser, personal/cultural counseling, recreational activities, telephone card

Costs • tuition \$1,160.00 4-weeks; application fee \$100.00; health insurance \$35.00

Housing • *Campus housing*: available year-round

Off-campus housing: no information provided; assistance in locating provided *Room*: \$880.00 4-weeks

Board • no board plan

Other information • *Established*: 1961 *Member*: AAIEP

Endorsements: TESOL standards, NAFSA principles

1054
ELS LANGUAGE CENTERS, SAN DIEGO

English Study-Vacation Program

c/o University of San Diego
 Alcala Park
 San Diego CA 92110
Ph 800-468-8978, 310-642-0982, 310-642-0988
Fax 310-410-4688
E-mail info@els.com
URL http://www.els.com

Application contact: ELS Language Centers, Special Programs, 5761 Buckingham Parkway, Culver City CA 90230

Academic year 1996/97

Intensive English Program

Hrs/wk:	Class
B:	20
LI:	20
I:	20
A:	20

Terms • 3 weeks beginning July

Longest break(s) • not applicable

Average class size • 15

Program size • 65 average term

Distribution • Americas 20%; Asia/Oceania 25%; Europe, Eastern 5%; Europe, Western 25%; Middle East/North Africa 10%; Other/Unknown 15%

Faculty • *Teachers*: 4 part-time *Advanced degree ESL fields*:

4 part-time *Administrators*: 3 full-time

Eligibility • foreign nationals

Issues • I-20

Academic credit • not applicable

Tests • not applicable

Services • crosscultural activities, field trips, recreational activities, excursions

Costs • tuition \$2,350.00 3-weeks comprehensive fee

Housing • *Campus housing*: available *Off-campus housing*: not available *Room and board*: included in tuition

Board • room and board included in tuition

Other information • *Established*: 1989 *Member*: AAIEP

Endorsements: TESOL standards, NAFSA principles

1055
ELS LANGUAGE CENTERS, SAN DIEGO

Intensive English Program

1200 Third Avenue
 Suite 100
 San Diego CA 92101
Ph 619-234-0284
Fax 619-232-6760
E-mail sd@els.com
URL http://www.els.com

Academic year 1995/96

Intensive English Program

Hrs/wk:	Class	Multimedia Lab
B:	25	5
LI:	25	5
I:	25	5
A:	25	5

IEP note • LI, I, A: May take special interest classes in lieu of multimedia lab

English for Specific Purposes • Business 30 hrs/wk, Test Preparation: TOEFL 30 hrs/wk

Terms • 4 weeks year-round

Longest break(s) • not applicable

Average class size • 14

Program size • 85 average term

Faculty • *Teachers*: 10 full-time *Full-time teaching load*: 30 hours/week *Advanced degree ESL fields*: 10 full-time

Administrators: 4 full-time

Eligibility • all applicants

Issues • I-20, IAP-66

Academic credit • not applicable *May audit academic courses*: at Advanced level

Tests • Institutional TOEFL, TOEIC, Cambridge

Services • academic counseling, academic placement, airport meeting, crosscultural activities, field trips, homestay, housing assistance, personal/cultural counseling, recreational activities

Costs • tuition \$1,160.00 4-weeks; application fee \$100.00; health insurance \$35.00

Housing • *Campus housing*: no campus housing
Off-campus housing: readily available, moderately priced; assistance in locating provided
Board • board plan \$600.00 4-weeks homestay or residence hostel
Other information • *Established*: 1961 *Member*: AAIEP
Endorsements: TESOL standards, NAFSA principles

1056
ELS LANGUAGE CENTERS, SAN FRANCISCO

Intensive English Program

301 Mission Street
 2nd Floor
 San Francisco CA 94105
Ph 415-541-9935
Fax 415-541-9090
URL <http://www.els.com>

Academic year 1995/96

Intensive English Program

Hrs/wk:	Class	Multimedia Lab
B:	25	5
LI:	25	5
I:	25	5
A:	25	5

IEP note • LI, I, A: May take special interest classes in lieu of multimedia lab
English for Specific Purposes • Business 30 hrs/wk, Hotel Administration, Travel 17-18 hrs/wk, Test Preparation: TOEFL 30 hrs/wk
Terms • 4 weeks year-round
Longest break(s) • not applicable
Average class size • 14
Program size • 120 average term
Faculty • *Teachers*: 9 full-time, 1 part-time *Full-time teaching load*: 30 hours/week *Advanced degree ESL fields*: 7 full-time *Administrators*: 4 full-time
Eligibility • all applicants
Issues • I-20, IAP-66
Academic credit • not applicable
Tests • Institutional TOEFL, TOEIC, Cambridge
Services • academic counseling, academic placement, airport meeting, crosscultural activities, field trips, homestay, housing assistance, personal/cultural counseling, recreational activities, telephone card
Costs • tuition \$1,160.00 4-weeks; application fee \$100.00; health insurance \$35.00
Housing • *Campus housing*: available year-round
Off-campus housing: readily available, expensive; assistance in locating provided *Room and board*: \$770.00 4-weeks; housing at University of San Francisco
Board • board plan included in housing
Other information • *Established*: 1961 *Member*: AAIEP
Endorsements: TESOL standards, NAFSA principles

1057
ELS LANGUAGE CENTERS, SANTA MONICA

Business Communications for the 90's

1357 2nd Street
 Santa Monica CA 90405
Ph 800-468-8978, 310-451-4544
Fax 310-410-4688
E-mail sscoby@els.com
URL <http://www.els.com>

Academic year 1996/97

Business Communications for the 90's

English for Specific Purposes • Business, Communications
Minimum English language proficiency required: Intermediate level *Hrs/wk*: 30 hours class *To apply, contact*: ELS Special Programs, PO Box 4050, Culver City CA 90231-4050. Course combines 3 hours daily of custom-designed one-to-one private ESL instruction with 3 hours daily of seminar style classes with other professionals from around the world. Focus is on communicating effectively in English during sales pitches and business presentations. Includes in-class lecturer and applicable site visit to local business.

Terms • 2 weeks beginning January, February, July, August
Longest break(s) • not applicable

Average class size • 15

Program size • 175 average term

Distribution • Americas 50%; Europe, Western 50%

Faculty • *Teachers*: 5 part-time *Advanced degree ESL fields*: 3 part-time

Eligibility • all applicants

Issues • I-20

Academic credit • not applicable

Tests • not applicable

Services • academic counseling, academic placement, airport meeting, crosscultural activities, field trips, homestay, host family, housing assistance, personal/cultural counseling, recreational activities

Costs • tuition \$2,775.00 2-weeks (approximate)

Housing • *Campus housing*: no campus housing
Off-campus housing: readily available; assistance in locating provided *Room*: \$740.00 4-weeks homestay

Board • no board plan

Other information • *Established*: 1994 *Member*: AAIEP
Endorsements: TESOL standards, NAFSA principles

1058
ELS LANGUAGE CENTERS, SANTA MONICA

Intensive English Program

1357 2nd Street
 Santa Monica CA 90401
Ph 310-451-4544
Fax 310-451-7795
URL <http://www.els.com>

Academic year 1995/96

Intensive English Program

Hrs/wk:	Class	Multimedia Lab
B:	25	5
LI:	25	5
I:	25	5
A:	25	5

IEP note • LI, I, A: May take special interest classes in lieu of multimedia lab

English for Specific Purposes • Business 30 hrs/wk, Test Preparation: Cambridge, TOEFL 30 hrs/wk

Terms • 4 weeks year-round

Longest break(s) • not applicable

Average class size • 14

Program size • 175 average term

Faculty • *Teachers*: 16 full-time, 4 part-time *Full-time teaching load*: 30 hours/week *Advanced degree ESL fields*: 9 full-time, 3 part-time *Administrators*: 4 full-time

Eligibility • all applicants

Issues • I-20, IAP-66

Academic credit • not applicable

Tests • Institutional TOEFL, TOEIC, Cambridge

Services • academic counseling, academic placement, airport meeting, crosscultural activities, field trips, homestay,

San Francisco Bay Area English Language Program Especially for Women



- ◆ Strong academic program
- ◆ Safe and secure environment
- ◆ Small classes
- ◆ College counseling & placement service
- ◆ TOEFL Preparation & Institutional TOEFL
- ◆ Career enhancement courses
- ◆ Conversation partner program
- ◆ Housing on the Mills College campus
- ◆ Professional teaching staff

To Learn More, Contact:

The English Center for International Women (ECIW)
P.O. Box 9968-I, Mills College
Oakland, CA 94613 U.S.A.
phone: (510) 430-2234
fax: (510) 430-2259
e-mail: eciwinfo@eciw.mills.edu

housing assistance, personal/cultural counseling, recreational activities, telephone card
Costs • tuition \$1,160.00 4-weeks; application fee \$100.00; health insurance \$35.00

Housing • *Campus housing*: no campus housing
Off-campus housing: readily available, moderately priced; assistance in locating provided

Board • board plan \$740.00 4-weeks homestay, \$575.00 4 weeks residence hostel

Other information • *Established*: 1961 *Member*: AAIEP
Endorsements: TESOL standards, NAFSA principles

Intensive English Program

Hrs/wk:	Class	CAI
B:	21	6
LI:	21	6
I:	21	6
A:	21	6

IEP note • 6 hours computer applications

English for Specific Purposes • Test Preparation: TOEFL 3 hrs/wk, Other: Career Preparation 3-6 hrs/wk

Terms • 8 weeks beginning August, October, January, March; 4 weeks beginning May, June, July

Longest break(s) • not applicable

Average class size • 13

Program size • 60 average term

Distribution • Americas 30%; Asia/Oceania 40%; Europe, Eastern 20%; Europe, Western 5%; Middle East/North Africa 5%

Faculty • *Teachers*: 3 full-time, 5 part-time *Full-time teaching load*: 15 hours/week *Advanced degree ESL fields*: 3 full-time, 5 part-time *Administrators*: 2 full-time

Eligibility • foreign nationals

Issues • I-20

Academic credit • not applicable *May take academic courses*: if academically admissible

Tests • Institutional TOEFL, Michigan tests

Services • academic counseling, academic placement, homestay, personal/cultural counseling, recreational activities

Costs • tuition \$1,950.00 8-weeks; application fee \$50.00; health insurance \$150.00

Financial aid • tuition scholarships sponsored by ECIW Board of Trustees

1059

ENGLISH CENTER FOR INTERNATIONAL WOMEN

Intensive English Program

c/o Mills College
PO Box 9968
Oakland CA 94613
Ph 510-430-2234
Fax 510-430-2259
E-mail eciwinfo@eciw.mills.edu
URL <http://www.mills.edu>

Academic year 1996/97

Housing • *Campus housing*: available year-round
Off-campus housing: difficult to find, expensive *Room and board*: \$1,875.00 8-weeks
Board • board plan included in housing
Other information • *Established*: 1977

1060
ENGLISH LANGUAGE CENTER, LOS ANGELES

Executive English Courses

10850 Wilshire Boulevard
 Suite 210
 Los Angeles CA 90024
Ph 310-470-3019
Fax 310-470-6733
E-mail englangctr@aol.com

Academic year 1996/97

Executive English Courses

English for Specific Purposes • Business, Other: Executive English (individual courses in most fields tailored to client's needs) *Minimum English language proficiency required*: Intermediate level *Hrs/wk*: 35 hours intensive or individual classes, 25 hours semi-intensive *Short-term program develops English language communications skills of business personnel. Topics include issues and trends in US and international business and crosscultural business practices. Focus is on the working professional.*

Terms • 2 weeks beginning each month

Longest break(s) • not applicable

Average class size • 4

Program size • 11 average term

Distribution • Americas 5%; Asia/Oceania 30%; Europe, Western 40%; Middle East/North Africa 15%; Other/Unknown 10%

Faculty • *Teachers*: 2 full-time, 3 part-time *Administrators*: 5 full-time, 4 part-time

Eligibility • foreign business personnel

Issues • I-20

Academic credit • not applicable

Tests • Institutional TOEFL

Services • academic counseling, academic placement, airport meeting, field trips, host family

Costs • tuition \$1,125.00 2-weeks Semi-Intensive Executive English, \$1,575.00 Intensive Executive English, \$3,150.00 Individual Executive English; application fee \$95.00

Housing • *Campus housing*: available summer only
Off-campus housing: readily available, expensive; assistance in locating provided *Room*: \$658.00 2-weeks

Board • board plan \$470.00 2-weeks, homestay half-board; no board plan with campus housing

Other information • *Established*: 1990 *Member*: AAIEP

1061
ENGLISH LANGUAGE CENTER, LOS ANGELES

Intensive English Program

10850 Wilshire Boulevard
 Suite 210
 Los Angeles CA 90024
Ph 310-470-3019
Fax 310-470-6733
E-mail englangctr@aol.com

Academic year 1996/97

Intensive English Program

Hrs/wk:	Class
B:	20-30
LI:	20-30
I:	20-30
A:	20-30

IEP note • Language lab optional

English for Specific Purposes • Business, Test Preparation: Cambridge (FCE), TOEFL 30 hrs/wk, Other: Teacher Training

Terms • 11 weeks beginning March, September for Cambridge First Certificate (FCE); 2 weeks beginning July, August for Semi-Intensive and Intensive English Program; 3-4 weeks year-round

Longest break(s) • not applicable

Average class size • 9

Program size • 100 average term, 250 summer

Distribution • Americas 10%; Asia/Oceania 25%; Europe, Western 55%; Middle East/North Africa 5%; Other/Unknown 5%

Faculty • *Teachers*: 5 full-time, 20 part-time *Full-time teaching load*: 30 hours/week *Advanced degree ESL fields*: 5 full-time, 20 part-time *Administrators*: 5 full-time, 4 part-time

Eligibility • foreign nationals

Issues • I-20

Academic credit • not applicable

Tests • Institutional TOEFL

Services • academic counseling, academic placement, airport meeting, field trips, homestay, personal/cultural counseling, recreational activities

Costs • tuition \$825.00 -\$995.00 4-weeks, \$2,950.00 11-week FCE course; application fee \$95.00

Housing • *Campus housing*: available summer only
Off-campus housing: readily available, expensive; assistance in locating provided *Room*: \$329.00 1-week

Board • board plan \$660.00-\$795.00 4-weeks, homestay half-board; no board plan with campus housing

Other information • *Established*: 1978 *Member*: AAIEP

1062
**ENGLISH LANGUAGE CENTER,
 SANTA BARBARA**

Executive English Courses

510 State Street
 Santa Barbara CA 93101
Ph 805-730-0040
Fax 805-730-9144

Academic year 1996/97

Executive English Courses

English for Specific Purposes • Business, Other: Executive English (Individual courses in most fields tailored to client's needs) *Minimum English language proficiency required*: Intermediate level *Hrs/wk*: 35 hours intensive or individual classes, 25 hours semi-intensive *Short-term program develops English language communication skills of business personnel. Topics include issues and trends in US and international business and crosscultural business practices. Focus on the working professional.*

Terms • 2 weeks beginning each month

Longest break(s) • not applicable

Average class size • 4

Program size • 4 average term

Faculty • *Teachers*: 2 part-time *Administrators*: 3 full-time

Eligibility • foreign business personnel

Issues • I-20

Academic credit • not applicable

Tests • Institutional TOEFL

Services • academic counseling, academic placement, airport meeting, field trips, host family



Costs • tuition \$1,125.00 2-weeks Semi-Intensive Executive English, \$1,575.00 Intensive Executive English, \$3,150.00 Individual Executive English; application fee \$95.00
Housing • *Campus housing*: available summer only
Off-campus housing: moderately priced; assistance in locating provided *Room and board*: \$308.00-\$448.00 1-week
Board • board plan included in housing, 14 meals per week
Other information • *Established*: 1990 *Member*: AAIEP

1063
ENGLISH LANGUAGE CENTER, SANTA BARBARA

Intensive English Program

510 State Street
 Santa Barbara CA 93101
Ph 805-730-0040
Fax 805-730-9144

Academic year 1996/97

Intensive English Program

Hrs/wk:	Class
B:	20-30
LI:	20-30
I:	20-30
A:	20-30

IEP note • Language lab optional
English for Specific Purposes • Business, Test
 Preparation: Cambridge (FCE), TOEFL 30 hrs/wk, Other: Training
Terms • 11 weeks beginning September for Cambridge First Certificate (FCE); 2 weeks beginning July, August for Semi-Intensive and Intensive English Program; 3-4 weeks year-round
Longest break(s) • not applicable
Average class size • 6
Program size • 20 average term
Faculty • *Teachers*: 2 full-time, 2 part-time *Full-time teaching load*: 30 hours/week *Advanced degree ESL fields*: 1 full-time, 1 part-time
Eligibility • foreign nationals
Issues • I-20
Academic credit • not applicable
Tests • Institutional TOEFL, locally developed tests, FCE
Services • academic counseling, academic placement, airport meeting, field trips, homestay, personal/cultural counseling, recreational activities
Costs • tuition \$825.00 - \$995.00 4-weeks, \$2,950.00 11-week FCE course; application fee \$95.00
Housing • *Campus housing*: available summer only
Off-campus housing: moderately priced; assistance in locating provided *Room and board*: \$308.00-\$448.00 1-week
Board • board plan included in housing, 14 meals per week
Other information • *Established*: 1990 *Member*: AAIEP

1064
FLS LANGUAGE CENTRES

Intensive English Program

Citrus and Oxnard College
 87 East Green Street, #204
 Pasadena CA 91105
Ph 818-795-2912
Fax 818-795-5564
E-mail vpsalesfls@aol.com

Academic year 1995/96

Intensive English Program

Hrs/wk:	Class
B:	25
LI:	25
I:	25
A:	25

IEP note • B, LI, I, A: 2-10 hours language lab optional
English for Specific Purposes • Other: Specialized Programs upon Request
Terms • 4 weeks year-round
Longest break(s) • not applicable
Average class size • 10
Program size • 100 average term
Distribution • Americas 30%; Asia/Oceania 40%; Europe, Eastern 5%; Europe, Western 10%; Middle East/North Africa 5%; Other/Unknown 10%
Faculty • *Teachers*: 30 full-time, 20 part-time *Full-time teaching load*: 30 hours/week *Advanced degree ESL fields*: 30 full-time, 20 part-time *Administrators*: 12 full-time, 3 part-time
Eligibility • all applicants
Issues • I-20
Academic credit • not applicable
Tests • Institutional TOEFL
Services • academic counseling, academic placement, campus orientation, crosscultural activities, field trips, homestay, host family, housing assistance, international student adviser, personal/cultural counseling, recreational activities, visa/tax counseling
Costs • tuition \$685.00 4-weeks; application fee \$60.00; health insurance \$60.00 per week
Housing • *Campus housing*: no campus housing
Off-campus housing: readily available, moderately priced; assistance in locating provided *Room and board*: \$450.00-\$550.00 4-weeks homestay
Board • board plan included in housing (homestay)
Other information • *Established*: no information provided
Member: AAIEP *Endorsements*: TESOL standards, NAFSA principles

1065
FRESNO PACIFIC COLLEGE

Intensive English Language Program

1717 South Chestnut Avenue
 Fresno CA 93702
Ph 209-453-2060

Academic year 1995/96

Intensive English Program

Hrs/wk:	Class
LI:	23
I:	23
A:	23

Terms • 16 weeks beginning August, January; 8 weeks beginning October, March
Longest break(s) • 3 weeks beginning December
Average class size • 10
Program size • 20 average term
Distribution • Africa 10%; Americas 40%; Asia/Oceania 40%; Europe, Western 10%
Faculty • *Teachers*: 1 full-time, 4 part-time *Full-time teaching load*: 15 hours/week *Advanced degree ESL fields*: 1 full-time, 4 part-time *Administrators*: 1 full-time
Eligibility • foreign nationals
Issues • I-20. I-20 includes academic admission conditional on meeting admissions requirements
Academic credit • 16 undergraduate degree credits for ESL replacing electives *May take academic courses*: if academically admissible and TOEFL 500
Tests • Institutional TOEFL, Michigan tests



Services • academic counseling, field trips, personal/cultural counseling, recreational activities
Costs • tuition \$5,625.00 16-weeks, \$3,375 non-matriculated; application fee \$30.00; activities fee \$90.00; health insurance \$450.00
Housing • *Campus housing*: available academic year
Off-campus housing: readily available, moderately priced; assistance in locating provided *Room*: \$825.00 16-weeks
Board • board plan \$1,190.00 16-weeks
Other information • *Established*: 1983 (HE)

1066
GOLDEN GATE LANGUAGE SCHOOLS

Intensive English Program

591 West Hamilton Avenue
 Suite 101
 Campbell CA 95008
Ph 408-374-9954
Fax 408-374-9429

Academic year 1995/96

Intensive English Program

Hrs/wk:	Class	Lab	Electives
B:	20	5	
LI:	20	5	5
I:	20	5	5
A:	20	5	5

English for Specific Purposes • Test Preparation: TOEFL
Terms • 6 weeks beginning August, September, November, December, January, February, April, May, June; flexible entry

Longest break(s) • not applicable

Average class size • 8

Program size • 80 average term

Distribution • Africa 1%; Americas 10%; Asia/Oceania 70%; Europe, Eastern 5%; Europe, Western 9%; Middle East/North Africa 5%

Faculty • *Teachers*: 8 full-time, 2 part-time *Full-time teaching load*: 25 hours/week *Advanced degree ESL fields*: 2 full-time, 1 part-time *Administrators*: 2 full-time

Eligibility • all applicants

Issues • I-20

Academic credit • not applicable

Tests • Institutional TOEFL

Services • academic counseling, academic placement, airport meeting, field trips, homestay, host family, international student adviser, personal/cultural counseling, recreational activities, cultural events

Costs • tuition \$810.00 6-weeks; application fee \$80.00; health insurance \$42.00 month

Housing • *Campus housing*: no campus housing
Off-campus housing: readily available, moderately priced; assistance in locating provided

Board • board plan \$550.00 month

Other information • *Established*: 1979 *Member*: AAIEP
Endorsements: NAFSA principles

1067
HUMBOLDT STATE UNIVERSITY

International English Language Institute

Student Services Building 209
 Arcata CA 95521-8299
Ph 707-826-5878
Fax 707-826-5885
E-mail dsa2@axe.humboldt.edu
URL http://www.humboldt.edu/~ieli/

Academic year 1996/97

Intensive English Program

Hrs/wk:	Class	Lab	CAI
B:	20	2	2
LI:	20	2	2
I:	20	1	2
A:	20	1	2

IEP note • 2 hours homework, 3 hours field trips

Terms • 8 weeks beginning October, January, March; 4 weeks beginning May, June

Longest break(s) • not applicable

Average class size • 9

Program size • 46 average term

Distribution • Africa 1%; Americas 8%; Asia/Oceania 64%; Europe, Eastern 8%; Europe, Western 14%; Middle East/North Africa 5%

Faculty • *Teachers*: 4 full-time, 4 part-time *Full-time teaching load*: 16 hours/week *Advanced degree ESL fields*: 3 full-time, 2 part-time *Administrators*: 1 full-time

Eligibility • foreign nationals minimum 18 years of age

Issues • I-20. I-20 includes academic admission conditional on departmental approval

Academic credit • not offered *May take academic courses*: with adequate English language proficiency (TOEFL 500)

Tests • locally developed tests

Services • academic counseling, academic placement, field trips, housing assistance, personal/cultural counseling, recreational activities

Costs • tuition \$1,140.00 8-weeks; application fee \$50.00; materials fee \$50.00; health insurance \$47.00 month

Housing • *Campus housing*: available *Off-campus housing*: readily available, moderately priced; assistance in locating provided *Room*: \$285.00 month for student apartments

Board • board plan

Other information • *Established*: 1974 *Endorsements*: TESOL standards, NAFSA principles (HE) (P + C)

1068
INTENSIVE ENGLISH INSTITUTE, RIVERSIDE

Intensive English Program

c/o California Baptist College
 8432 Magnolia Avenue
 Riverside CA 92504
Ph 909-343-4289
Fax 909-353-9688
E-mail rwp88a@prodigy.com

Academic year 1995/96

Intensive English Program

Hrs/wk:	Class	Lab	Conversation Partners
B:	18	2	1
LI:	18	2	1
I:	18	2	1
A:	18	2	1

English for Specific Purposes • Test Preparation: TOEFL 2 hrs/wk

Terms • 8 weeks beginning August, October, January, March, May, July

Longest break(s) • not applicable

Average class size • 8

Program size • 40 average term

Distribution • Americas 5%; Asia/Oceania 55%; Middle East/North Africa 40%

Faculty • *Teachers*: 4 full-time, 2 part-time *Full-time teaching load*: 20 hours/week *Advanced degree ESL fields*: 4 full-time, 2 part-time *Administrators*: 1 full-time

Eligibility • all applicants minimum 17 years of age

Issues • I-20

Academic credit • not applicable *May take academic courses*: with adequate English language proficiency (TOEFL 475)

Tests • International, Institutional TOEFL; Michigan tests
Services • academic counseling, academic placement, field trips, homestay, host family, personal/cultural counseling, recreational activities

Costs • tuition \$1,495.00 8-weeks; application fee \$95.00; activities fee \$75.00; health insurance \$80.00

Housing • *Campus housing*: available year-round
Off-campus housing: readily available, moderately priced; assistance in locating provided **Room**: \$525.00 8-weeks

Board • board plan \$561.00 8-weeks

Other information • *Established*: 1988 *Member*: AAIEP
Endorsements: TESOL standards, NAFSA principles

1069 INTERNATIONAL CENTER FOR AMERICAN ENGLISH

Intensive English Program

1012 Prospect Street #200
 La Jolla CA 92037
Ph 619-456-1212
Fax 619-456-1217

Academic year 1996/97

Intensive English Program

Hrs/wk:	Class
B:	15-25
LI:	15-25
I:	15-25
A:	15-25

English for Specific Purposes • Business 6 hrs/wk, Test Preparation: FCE, TOEFL 6-10 hrs/wk

Terms • 4 weeks beginning each month

Longest break(s) • not applicable

Average class size • 8

Program size • 125 average term

Distribution • Americas 6%; Asia/Oceania 20%; Europe, Eastern 5%; Europe, Western 61%; Middle East/North Africa 3%; Other/Unknown 5%

Faculty • *Teachers*: 12 full-time, 8 part-time *Full-time teaching load*: 25 hours/week *Advanced degree ESL fields*: 12 full-time, 8 part-time *Administrators*: 4 full-time, 1 part-time

Eligibility • all applicants

Issues • I-20

Academic credit • not applicable

Tests • Institutional TOEFL

Services • academic counseling, campus orientation, crosscultural activities, field trips, homestay, host family, housing assistance, international student adviser, personal/cultural counseling, recreational activities, visa/tax counseling

Costs • tuition \$765.00 - \$895.00 4-weeks; application fee \$75.00; activities fee \$5.00 - \$50.00

Housing • *Campus housing*: no campus housing
Off-campus housing: readily available, moderately priced; assistance in locating provided

Board • board plan \$465.00-\$610.00 4-weeks homestay

Other information • *Established*: 1991 *Member*: AAIEP
Endorsements: TESOL standards, NAFSA principles

1070 INTERNATIONAL COLLEGE OF ENGLISH

Intensive English Language Program

Language Systems
 100 East Huntington Drive, #209
 Alhambra CA 91801
Ph 818-284-9852
Fax 818-284-9893

Academic year 1996/97

Intensive English Program

Hrs/wk:	Class
B:	20
LI:	20
I:	20
A:	20

English for Specific Purposes • Business 20 hrs/wk, Communications 20 hrs/wk, Test Preparation: GMAT, GRE, SAT, TOEFL 20 hrs/wk

Terms • 4 or 12 weeks, continuous enrollment

Longest break(s) • not applicable

Average class size • 10

Program size • 150 average term

Distribution • Americas 3%; Asia/Oceania 93%; Europe, Western 2%; Other/Unknown 2%

Faculty • *Teachers*: 2 full-time, 12 part-time *Full-time teaching load*: 35 hours/week *Advanced degree ESL fields*: 2 part-time *Administrators*: 4 full-time

Eligibility • all applicants

Issues • I-20

Academic credit • not applicable

Tests • Institutional TOEFL, Michigan tests

Services • academic counseling, crosscultural activities, field trips, homestay, host family, housing assistance, international student adviser, personal/cultural counseling, recreational activities, visa/tax counseling

Costs • tuition \$150.00 - \$350.00 4-weeks, \$360.00-\$500.00 12-weeks

Housing • *Campus housing*: no campus housing

Off-campus housing: moderately priced; assistance in locating provided

Board • no board plan

Other information • *Established*: 1987 *Endorsements*: TESOL standards, NAFSA principles

1071 INTERNATIONAL ENGLISH INSTITUTE

Intensive English Program

2743 East Shaw Avenue
 Fresno CA 93710
Ph 209-294-1401
Fax 209-292-6231
URL <http://www.ieifresno.com>

Academic year 1996/97

Intensive English Program

Hrs/wk:	Class	Lab	CAI
B:	23		
LI:	23	2	
I:	23	2	
A:	23	2	4

English for Specific Purposes • Other: Specialized Programs upon Request

Terms • 4 weeks or longer year-round

Longest break(s) • not applicable

Average class size • 10

Program size • 175 average term

Distribution • Americas 40%; Asia/Oceania 35%; Europe, Eastern 2%; Europe, Western 15%; Middle East/North Africa 3%; Other/Unknown 5%

Faculty • *Teachers*: 4 full-time, 18 part-time *Full-time teaching load*: 23 hours/week *Advanced degree ESL fields*: 2 full-time, 7 part-time *Administrators*: 12 full-time, 3 part-time

Eligibility • foreign nationals minimum 15 years of age

Issues • I-20

Academic credit • not applicable *May take academic courses*: with program director's approval if academically admissible and TOEFL at CSUF

Tests • Institutional TOEFL, TOEIC

Services • academic counseling, academic placement, campus orientation, conversation partners, crosscultural activities, field trips, homestay, host family, housing assistance, international student adviser, personal/cultural counseling, recreational activities, visa/tax counseling

Costs • tuition \$795.00 4-weeks, \$1,450.00 8-weeks, \$2,095 12-weeks; application fee \$75.00; activities fee \$65.00; health insurance \$50.00; homestay application \$75.00; books \$23.00-\$45.00 month

Housing • *Campus housing*: no campus housing *Off-campus housing*: readily available, moderately priced; assistance in locating provided

Board • board plan \$330.00 4-weeks, 16 meals per week

Other information • *Established*: 1980 *Member*: AAIEP

Endorsements: TESOL standards, NAFSA principles

1072

INTERNATIONAL STUDENTS OF ENGLISH, CALIFORNIA

Intensive English Program

c/o College of Notre Dame

1500 Ralston Avenue

Belmont CA 94002

Ph 415-595-3292

Fax 415-595-1356

E-mail languageservices.ip@worldlearning.org

URL <http://www.WorldLearning.org/>

Academic year 1996/97

Intensive English Program

Hrs/wk:	Class
B:	25
LI:	25
I:	25
A:	25

IEP note • I, A: 4 hours of electives may include conversation/contemporary issues, interactive learning center courses, TOEFL preparation optional

English for Specific Purposes • Business 8 hrs/wk, Test Preparation: TOEFL 4 hrs/wk

Terms • 4 weeks year-round

Longest break(s) • 1 week beginning December

Average class size • 11

Program size • 40 average term

Faculty • *Teachers*: 4 full-time, 6 part-time *Full-time teaching load*: 25 hours/week *Advanced degree ESL fields*: 4 full-time, 5 part-time *Administrators*: 1 full-time, 1 part-time

Eligibility • all applicants minimum 16 years of age

Issues • I-20

Academic credit • no information provided *May take academic courses*: with instructor's approval

Tests • Institutional TOEFL, Michigan tests, TOEIC

Services • academic counseling, field trips, personal/cultural counseling, recreational activities, university service assistance

Costs • tuition \$1,225.00 4-weeks; application fee \$90.00 applicable to tuition; health insurance included in tuition; activities fee optional

Housing • *Campus housing*: available year-round

Off-campus housing: readily available, expensive; assistance in locating provided *Room and board*: \$870.00 4-weeks, \$770.00 4-weeks homestay

Board • board plan included in housing

Other information • *Established*: 1978 *Member*: AAIEP

Endorsements: TESOL standards, NAFSA principles (HE) •

1073

INTRAX ENGLISH INSTITUTE

Intensive English Program

One Post Street

7th Floor

San Francisco CA 94104

Ph 415-434-1221

Fax 415-616-0582

Academic year 1996/97

Intensive English Program

Hrs/wk:	Class	Lab
B:	18-30	5
LI:	18-30	5
I:	18-30	5
A:	18-30	5

English for Specific Purposes • Business 6 hrs/wk, Test Preparation: TOEFL, TOEIC 6 hrs/wk

Terms • 4 weeks beginning January, February, March, April, June, July, August, September, October; 5 weeks beginning November

Longest break(s) • not applicable

Average class size • 10

Program size • 60 average term

Distribution • Africa 1%; Americas 20%; Asia/Oceania 50%; Europe, Eastern 15%; Europe, Western 5%; Middle East/North Africa 9%

Faculty • *Teachers*: 2 full-time, 2 part-time *Full-time teaching load*: 20 hours/week *Administrators*: 2 full-time

Eligibility • all applicants minimum 16 years of age

Issues • I-20. I-20 includes academic admission conditional on English language proficiency to one of 3 universities with which Intrax has student exchange relationships

Academic credit • not applicable

Tests • Institutional TOEFL, Michigan tests

Services • academic counseling, academic placement, airport meeting, campus orientation, crosscultural activities, field trips, homestay, host family, housing assistance, international student adviser, personal/cultural counseling, recreational activities

Costs • tuition \$1,096.00 4-weeks; application fee \$90.00; health insurance \$50.00; airport transfer \$90.00

Housing • *Campus housing*: available year-round

Off-campus housing: readily available; assistance in locating provided *Room and board*: \$800.00 4-weeks

Board • board plan included in housing

Other information • *Established*: 1993 *Member*: AAIEP

Endorsements: TESOL standards, NAFSA principles

1074
**KAPLAN EDUCATIONAL CENTER,
 LOS ANGELES**

Access America

1133 Westwood Boulevard
 Suite 201
 Los Angeles CA 90024
Ph 800-522-7770, 310-209-0554, 212-262-4980
Fax 212-957-1654
E-mail world@kaplan.com
URL http://www.kaplan.com/intl

Application contact: Kaplan Educational Centers,
 International Admissions, 888 Seventh Avenue, New York
 NY 10106

Academic year 1996/97

Intensive English Program

Hrs/wk:	Class	Lab
LI:	15	10
I:	15	10
A:	15	10

English for Specific Purposes • Business 3 hrs/wk,
 Graduate Study 3 hrs/wk, Law 3 hrs/wk, Medicine 3 hrs/wk,
 Teaching Assistants 3 hrs/wk, Test Preparation: TOEFL,
 TOEIC, TWE, TSE 3 hrs/wk, Other: Test preparation also for
 GMAT, GRE, LSAT, SAT, MCAT, USMLE, others

Terms • 4 weeks beginning each month, four 12-week
 cycles per year

Longest break(s) • 2 weeks beginning July, 1 week
 beginning December

Average class size • 10

Program size • 75 average term

Distribution • Americas 26%; Asia/Oceania 54%; Europe,
 Eastern 10%; Europe, Western 4%; Middle East/North Africa
 6%

Faculty • *Teachers:* 4 full-time, 3 part-time *Full-time
 teaching load:* 15 hours/week *Advanced degree ESL fields:* 4
 full-time, 3 part-time *Administrators:* 2 full-time

Eligibility • all applicants with high school diploma

Issues • I-20

Academic credit • not offered *May take academic courses:*
 with minimum TOEFL of 530 or 550

Tests • Institutional TOEFL, Michigan tests, TOEIC

Services • academic counseling, academic placement,
 campus orientation, conversation partners, crosscultural
 activities, field trips, homestay, housing assistance,
 international student adviser, personal/cultural counseling,
 recreational activities, visa/tax counseling, test preparation

Costs • tuition \$2,100.00 12-weeks, includes books and
 materials; application fee \$200.00; application fee includes
 activities fee and health insurance

Housing • *Campus housing:* no campus housing

Off-campus housing: no information provided

Board • no board plan

Other information • *Established:* 1989 *Endorsements:*
 TESOL standards, NAFSA principles

1075
**KAPLAN EDUCATIONAL CENTERS,
 SAN FRANCISCO/BERKELEY**

Access America

50 1st Street
 Suite 601
 San Francisco CA 94105
Ph 800-522-7770, 415-546-4100, 212-262-4980
Fax 212-957-1654
E-mail world@kaplan.com
URL http://www.kaplan.com/intl

Application contact: Kaplan Educational Centers,
 International Admissions, 888 Seventh Avenue, New York
 NY 10106

Academic year 1996/97

Intensive English Program

Hrs/wk:	Class	Lab
LI:	15	10
I:	15	10
A:	15	10

English for Specific Purposes • Business 3 hrs/wk,
 Graduate Study 3 hrs/wk, Law 3 hrs/wk, Medicine 3 hrs/wk,
 Teaching Assistants 3 hrs/wk, Test Preparation: TOEFL,
 TOEIC, TWE, TSE 3 hrs/wk, Other: Test preparation also for
 GMAT, GRE, LSAT, SAT, MCAT, USMLE, others

Terms • 4 weeks beginning each month, four 12-week
 cycles per year

Longest break(s) • 2 weeks beginning July, 1 week
 beginning December

Average class size • 10

Program size • 100 average term

Distribution • Americas 26%; Asia/Oceania 54%; Europe,
 Eastern 10%; Europe, Western 4%; Middle East/North Africa
 6%

Faculty • *Teachers:* 6 full-time, 3 part-time *Full-time
 teaching load:* 15 hours/week *Advanced degree ESL fields:* 6
 full-time, 3 part-time *Administrators:* 4 full-time

Eligibility • all applicants with high school diploma

Issues • I-20

Academic credit • not offered *May take academic courses:*
 with minimum TOEFL of 530 or 550

Tests • Institutional TOEFL, Michigan tests, TOEIC

Services • academic counseling, academic placement,
 campus orientation, conversation partners, crosscultural
 activities, field trips, homestay, housing assistance,
 international student adviser, personal/cultural counseling,
 recreational activities, visa/tax counseling, test preparation

Costs • tuition \$2,100.00 12-weeks, includes books and
 materials; application fee \$200.00; application fee includes
 activities fee and health insurance

Housing • *Campus housing:* no campus housing

Off-campus housing: no information provided

Board • no board plan

Other information • *Established:* 1989 *Endorsements:*
 TESOL standards, NAFSA principles

1076
**LANGUAGE INSTITUTE FOR ENGLISH,
 SAN RAFAEL**

Intensive English Program

c/o Dominican College of San Rafael
 50 Acacia Avenue
 San Rafael CA 94901
Ph 415-485-3224
Fax 415-459-7350

Academic year 1996/97

Intensive English Program

Hrs/wk:	Class	Lab
B:	25	5
LI:	25	5
I:	25	5
A:	25	5

IEP note • Enrichment: 25 hours class, 5 hours language lab
English for Specific Purposes • Business 5 hrs/wk, Test Preparation: TOEFL 5 hrs/wk
Terms • 4 weeks year-round
Longest break(s) • not applicable
Average class size • 11
Program size • 100 average term
Distribution • Americas 25%; Asia/Oceania 40%; Europe, Eastern 5%; Europe, Western 25%; Middle East/North Africa 5%
Faculty • *Teachers:* 6 full-time, 5 part-time *Full-time teaching load:* 30 hours/week *Advanced degree ESL fields:* 2 full-time, 2 part-time *Administrators:* 5 full-time
Eligibility • all applicants
Issues • I-20, IAP-66

Academic credit • not applicable *May take academic courses*

Tests • Institutional TOEFL

Services • academic counseling, academic placement, field trips, homestay, host family, personal/cultural counseling, recreational activities

Costs • tuition \$1,110.00 4-weeks; application fee \$95.00; health insurance \$40.00; linens (optional) \$40.00; activities fees vary

Housing • *Campus housing:* available year-round *Off-campus housing:* readily available; assistance in locating provided *Room and board:* \$828.00 4-weeks

Board • board plan included in housing

Other information • *Established:* 1986

1077

LANGUAGE RESOURCE INSTITUTE

Intensive English Program

1460 Pine Street
 San Francisco CA 94109
Ph 415-441-8145
Fax 415-441-0539

Academic year 1996/97

Intensive English Program

Hrs/wk:	Class
B:	20
LI:	20
I:	20
A:	20

IEP note • 3-5 hours language lab optional, CAI optional; A,I: conversation; A: college seminar

English for Specific Purposes • Test Preparation: TOEFL, TOEIC 20 hrs/wk

Terms • 12 weeks beginning August, January, June; 8 weeks beginning April; 6 weeks beginning November; open enrollment every Monday of academic year

Longest break(s) • not applicable

Average class size • 10

Program size • 100 average term

Distribution • Africa 1%; Americas 9%; Asia/Oceania 67%; Europe, Eastern 3%; Europe, Western 18%; Middle East/North Africa 2%

Faculty • *Teachers:* 6 full-time, 3 part-time *Full-time teaching load:* 18 hours/week *Advanced degree ESL fields:* 3 full-time *Administrators:* 3 full-time

Eligibility • all applicants

Issues • I-20

Academic credit • not applicable *May take academic courses:* if academically admissible

Tests • not applicable

Services • academic counseling, academic placement, field trips, homestay, host family, personal/cultural counseling, recreational activities

Costs • tuition \$1,600.00 12-weeks; application fee \$60.00

Financial aid • scholarships

Housing • *Campus housing:* available year-round

Off-campus housing: readily available, moderately priced; assistance in locating provided *Room and board:* \$800.00 4-weeks

Board • board plan included in housing

Other information • *Established:* 1977 *Member:* AAIEP

Endorsements: TESOL standards, NAFSA principles

1078

LCP INTERNATIONAL INSTITUTE, IRVINE

Intensive English Program

Irvine College Valley Center
 5500 Irvine Center Drive
 Irvine CA 92720

Ph 714-651-1165

Fax 714-753-0880

E-mail 102573.214@compuserve.com

Application contact: LCP International Institute Executive Office, 930 AT&T Tower, 8001 Irvine Center Drive, Irvine CA 92718

Academic year 1995/96

Intensive English Program

Hrs/wk:	Class
B:	25
LI:	25
I:	25
A:	25

IEP note • Optional language lab and CAI

English for Specific Purposes • Business 5-25 hrs/wk, Graduate Study 25 hrs/wk, Test Preparation: GMAT, GRE, SAT, TOEFL 5-25 hrs/w, Other: Customized and Certificate Programs 25 hrs/wk

Terms • 8 weeks beginning January, February, April, June, August, October; 3 weeks beginning December

Longest break(s) • not applicable

Average class size • 11

Program size • 115 average term

Distribution • Africa 1%; Americas 15%; Asia/Oceania 25%; Europe, Eastern 10%; Europe, Western 22%; Middle East/North Africa 27%

Faculty • *Teachers:* 8 full-time, 5 part-time *Full-time teaching load:* 25 hours/week *Advanced degree ESL fields:* 4 full-time, 3 part-time *Administrators:* 8 full-time, 2 part-time

Eligibility • all applicants

Issues • I-20, IAP-66

Academic credit • not applicable *May take academic courses:* with program director's approval

Tests • Institutional TOEFL, SLEP

Services • academic counseling, academic placement, campus orientation, conversation partners, crosscultural activities, field trips, homestay, host family, housing assistance, international student adviser, personal/cultural counseling, recreational activities, visa/tax counseling

Costs • tuition \$945.00 4-weeks; application fee \$75.00; health insurance \$48.00; student services & activities \$95.00

Housing • *Campus housing:* no campus housing *Off-campus housing:* readily available, moderately priced; assistance in locating provided

Board • no board plan

Other information • *Established:* 1979 *Member:* AAIEP

Endorsements: TESOL standards, NAFSA principles



1079

LCP INTERNATIONAL INSTITUTE, OCEANSIDE

Intensive English Program

MiraCosta College Center
One Barnard Drive
Oceanside CA 92056-3899
Ph 619-795-6607
Fax 714-753-0880

E-mail 102573.214@compuserve.com

Application contact: LCP International Institute Executive Office, 930 AT&T Tower, 8001 Irvine Center Drive, Irvine CA 92718

Academic year 1995/96

Intensive English Program

Hrs/wk:	Class
B:	25
LI:	25
I:	25
A:	25

IEP note • Optional language lab and CAI

English for Specific Purposes • Business 5-25 hrs/wk, Graduate Study 25 hrs/wk, Test Preparation: GMAT, GRE, SAT, TOEFL 5-25 hrs/wk, Other: Customized and Certificate Programs 25 hrs/wk

Terms • 8 weeks beginning January, February, April, June, August, October; 3 weeks beginning December

Longest break(s) • not applicable

Average class size • 11

Program size • 68 average term

Distribution • Americas 18%; Asia/Oceania 28%; Europe, Eastern 8%; Europe, Western 28%; Middle East/North Africa 18%

Faculty • Teachers: 5 full-time, 2 part-time *Full-time teaching load:* 25 hours/week *Advanced degree ESL fields:* 1 full-time *Administrators:* 5 full-time, 1 part-time

Eligibility • all applicants

Issues • I-20, IAP-66

Academic credit • not applicable *May take academic courses:* with program director's approval

Tests • Institutional TOEFL, SLEP

Services • academic counseling, academic placement, campus orientation, conversation partners, crosscultural activities, field trips, homestay, host family, housing assistance, international student adviser, personal/cultural counseling, recreational activities, visa/tax counseling

Costs • tuition \$945.00 4-weeks; application fee \$75.00; health insurance \$48.00; student services & activities \$95.00

Housing • *Campus housing:* no campus housing *Off-campus housing:* readily available, moderately priced; assistance in locating provided

Board • no board plan

Other information • *Established:* 1979 *Member:* AAIEP *Endorsements:* TESOL standards, NAFSA principles

Academic year 1995/96

Intensive English Program

Hrs/wk:	Class
B:	25
LI:	25
I:	25
A:	25

IEP note • Optional language lab and CAI

English for Specific Purposes • Business 5-25 hrs/wk, Graduate Study 25 hrs/wk, Test Preparation: GMAT, GRE, SAT, TOEFL 5-25 hrs/w, Other: Customized and Certificate Programs 25 hrs/wk

Terms • 8 weeks beginning January, February, April, June, August, October; 3 weeks beginning December

Longest break(s) • not applicable

Average class size • 11

Program size • 185 average term

Distribution • Africa 1%; Americas 14%; Asia/Oceania 30%; Europe, Eastern 10%; Europe, Western 25%; Middle East/North Africa 20%

Faculty • Teachers: 6 full-time, 6 part-time *Full-time teaching load:* 25 hours/week *Advanced degree ESL fields:* 6 full-time, 6 part-time *Administrators:* 7 full-time, 2 part-time

Eligibility • all applicants

Issues • I-20, IAP-66

Academic credit • not applicable *May take academic courses:* with program director's approval

Tests • Institutional TOEFL, SLEP

Services • academic counseling, academic placement, campus orientation, conversation partners, crosscultural activities, field trips, homestay, host family, housing assistance, international student adviser, personal/cultural counseling, recreational activities, visa/tax counseling

Costs • tuition \$945.00 4-weeks; application fee \$75.00; health insurance \$48.00; student services & activities \$95.00

Housing • *Campus housing:* available year-round *Off-campus housing:* readily available, moderately priced; assistance in locating provided *Room:* \$775.00 4-weeks

Board • board plan

Other information • *Established:* 1979 *Member:* AAIEP *Endorsements:* TESOL standards, NAFSA principles

1081

MARYMOUNT PALOS VERDES COLLEGE

Intensive English Program

30800 Palos Verdes Drive East
Rancho Palos Verdes CA 90275
Ph 310-377-5501

Academic year 1996/97

Intensive English Program

Hrs/wk:	Class	Voice and Articulation
B:	20	
I:	20	3
A:	15	

IEP note • A: 2 hours listening and notetaking

English for Specific Purposes • Business, Science

Terms • 16 weeks beginning August, January; 8 weeks beginning June

Longest break(s) • 4 weeks beginning December

Average class size • 14

Program size • 70 average term

Faculty • Teachers: 4 full-time, 4 part-time *Full-time teaching load:* 15 hours/week *Advanced degree ESL fields:* 4 full-time, 4 part-time *Administrators:* 1 part-time

Eligibility • international students with academic admission to host institution

Issues • I-20

77

1080

LCP INTERNATIONAL INSTITUTE, SACRAMENTO

Intensive English Program

California State University-Sacramento
965 University Avenue, Suite 200
Sacramento CA 95825
Ph 916-929-4402
Fax 714-753-0880

E-mail 102573.214@compuserve.com

Application contact: LCP International Institute Executive Office, 930 AT&T Tower, 8001 Irvine Center Drive, Irvine CA 92718



Academic credit • 12 undergraduate degree credits for ESL
May take academic courses: designated courses for all levels
Tests • Nelson-Denny Reading Test
Services • academic counseling, academic placement, field trips, homestay, host family, personal/cultural counseling, recreational activities
Costs • tuition \$6,975.00 16-weeks; application fee \$25.00; orientation \$75.00; activities fee \$130.00 academic year; health insurance \$304.00 academic year
Financial aid • available; limited, highly competitive
Housing • *Campus housing:* available year-round
Off-campus housing: readily available, moderately priced; assistance in locating provided *Room and board:* \$3,200.00 17-weeks
Board • board plan included in housing \$1,200.00 17-weeks without housing
Other information • *Established:* 1976 *Endorsements:* TESOL standards (HE)

1082
MERRITT COMMUNITY COLLEGE

Intensive English Program

12500 Campus Drive
 Oakland CA 94619
Ph 510-436-2612

Academic year 1995/96

Intensive English Program

Hrs/wk:	Class
B:	15
LI:	20
I:	20
A:	20

IEP note • Language lab available
Terms • 18 weeks beginning August, January; 6 weeks beginning June
Longest break(s) • 4 weeks beginning December
Average class size • 25
Program size • 200 average term
Faculty • *Teachers:* 1 full-time, 5 part-time *Full-time teaching load:* 15 hours/week *Advanced degree ESL fields:* 1 full-time, 5 part-time
Eligibility • foreign nationals
Issues • I-20. I-20 includes academic admission conditional on meeting admissions requirements
Academic credit • 30 undergraduate degree credits for ESL
May take academic courses: with adequate English language proficiency
Tests • CELT
Services • academic counseling, academic placement, personal/cultural counseling
Costs • tuition \$13.00 unit
Housing • *Campus housing:* no campus housing
Off-campus housing: readily available, moderately priced; assistance in locating provided
Board • no board plan
Other information • *Established:* 1989 *Endorsements:* TESOL standards (HE)

1083
NATIONAL UNIVERSITY

American Language and Intercultural Studies

4007 Camino del Rio South #106
 San Diego CA 92108
Ph 800-628-8648, 619-563-2557
Fax 619-563-9393
E-mail ipo_alis@nunic.nu.edu
URL http://www.nu.edu

Academic year 1995/96

Intensive English Program

Hrs/wk:	Class
LI:	25
I:	25
A:	25

IEP note • CAI optional
Terms • 4 weeks beginning each month
Longest break(s) • 2 weeks beginning December, 1 week beginning April
Average class size • 10
Program size • 40 average term
Distribution • Americas 1%; Asia/Oceania 81%; Europe, Eastern 2%; Europe, Western 1%; Middle East/North Africa 15%
Faculty • *Teachers:* 12 part-time *Full-time teaching load:* 15 hours/week *Advanced degree ESL fields:* 12 part-time
Administrators: 1 full-time
Eligibility • all applicants minimum 18 years of age
Issues • I-20. I-20 includes academic admission conditional on meeting admissions requirements and satisfactorily completing advanced program
Academic credit • 5 undergraduate degree credits for ESL replacing electives *May take academic courses:* at Advanced level if academically admissible and minimum TOEFL 500
Tests • Institutional TOEFL, locally developed tests
Services • academic placement, campus orientation, field trips, homestay, housing assistance, international student adviser, visa/tax counseling
Costs • tuition \$785.00 4-weeks; application fee \$35.00; activities fee \$10.00
Housing • *Campus housing:* no campus housing
Off-campus housing: readily available; assistance in locating provided
Board • no board plan
Other information • *Established:* 1992 *Endorsements:* NAFAA principles (HE) (P + C)

1084
NEW COLLEGE OF CALIFORNIA

ESL Institute-Intensive English Program

450 Chadbourne Avenue
 Millbrae CA 94030-2499
Ph 415-697-6313
Fax 415-697-6316
E-mail esli@aol.com
URL http://www.esl-institute.com

Academic year 1996/97

Intensive English Program

Hrs/wk:	Class	CAI
B:	23	1
LI:	23	1
I:	23	1
A:	23	1

IEP note • A: 4 hours TOEFL preparation optional

English for Specific Purposes • Test Preparation: TOEFL (Advanced) 4 hrs/wk, Other: Tutoring available in all specific purpose fields to supplement intensive class

Terms • 11 weeks beginning September, January, March, June; continuous enrollment through seventh week

Longest break(s) • not applicable

Average class size • 11

Program size • 75 average term

Distribution • Americas 10%; Asia/Oceania 70%; Europe, Eastern 8%; Europe, Western 6%; Middle East/North Africa 6%

Faculty • *Teachers*: 6 full-time, 5 part-time *Full-time teaching load*: 22 hours/week *Advanced degree ESL fields*: 5 full-time, 4 part-time *Administrators*: 2 full-time, 1 part-time

Eligibility • all applicants

Issues • I-20. I-20 includes academic admission conditional on meeting admissions requirements

Academic credit • not offered *May take academic courses*: at Advanced level

Tests • TOEFL

Services • academic counseling, academic placement, field trips, homestay, personal/cultural counseling

Costs • tuition \$1,400.00; application fee \$55.00; CAI fee \$50.00; health insurance \$45.00 month

Housing • *Campus housing*: no campus housing
Off-campus housing: readily available, expensive; assistance in locating provided *Room*: \$525.00 month for homestay; \$75.00 administrative fee for placement

Board • no board plan

Other information • *Established*: 1978 *Member*: AAIEP
Endorsements: TESOL standards (HE)

counseling, recreational activities, visa/tax counseling, sports coordinator

Costs • tuition \$1,445.00 4-weeks; application fee \$85.00; activities fee and health insurance included in tuition

Financial aid • available

Housing • *Campus housing*: available year-round
Off-campus housing: no information provided *Room*: \$715.00 4-weeks

Board • board plan included in tuition

Other information • *Established*: 1996 *Endorsements*: TESOL standards, NAFSA principles

1086 PACIFIC ENGLISH LANGUAGE INSTITUTE

Intensive English Language Program

1050 Foothill Boulevard
San Luis Obispo CA 93405
Ph 805-543-9080
Fax 805-543-5675
E-mail peliinc@aol.com
URL <http://wwwa.com/peli>

Academic year 1995/96

Intensive English Program

Hrs/wk:	Class
B:	25
LI:	25
I:	25
A:	25

IEP note • Language lab optional

English for Specific Purposes • Test Preparation: TOEFL 4 hrs/wk

Terms • 9 weeks beginning August, October, January, March, June

Longest break(s) • not applicable

Average class size • 10

Program size • 35 average term

Distribution • Americas 14%; Asia/Oceania 67%; Europe, Western 14%; Middle East/North Africa 1%; Other/Unknown 4%

Faculty • *Teachers*: 3 full-time, 2 part-time *Full-time teaching load*: 25 hours/week *Advanced degree ESL fields*: 3 full-time, 1 part-time *Administrators*: 1 full-time, 1 part-time

Eligibility • foreign nationals

Issues • I-20

Academic credit • not applicable *May take academic courses*: with TOEFL 475

Tests • Institutional TOEFL

Services • academic counseling, academic placement, field trips, homestay, personal/cultural counseling, recreational activities

Costs • tuition \$1,600.00 9-weeks; application fee \$150.00 health insurance \$84.00; homestay application \$150.00

Housing • *Campus housing*: no campus housing

Off-campus housing: readily available, moderately priced; assistance in locating provided *Room and board*: \$1,239.00 9-weeks homestay

Board • board plan included in housing

Other information • *Established*: 1973 *Member*: AAIEP

1085 NEW WORLD LANGUAGE INSTITUTE, PALM DESERT

Intensive English/Vacation Study Programs

45750 San Luis Rey
Palm Desert CA 92260
Ph 800-359-4412, 941-756-9417
Fax 941-756-9632

Academic year 1996/97

Intensive English Program

Hrs/wk:	Class
B:	17-18
LI:	17-18
I:	17-18
A:	17-18

English for Specific Purposes • Other: Specialized Programs upon Request

Terms • 4-44 weeks year-round

Longest break(s) • not applicable

Average class size • 8

Program size • 15 average term

Distribution • Americas 70%; Asia/Oceania 5%; Europe, Eastern 10%; Europe, Western 5%; Middle East/North Africa 10%

Faculty • *Teachers*: 1 full-time, 3 part-time *Full-time teaching load*: 18 hours/week *Advanced degree ESL fields*: 1 full-time *Administrators*: 2 full-time, 2 part-time

Eligibility • all applicants

Issues • I-20, B-2 visa

Academic credit • not applicable

Tests • locally developed tests

Services • academic counseling, academic placement, campus orientation, conversation partners, crosscultural activities, field trips, homestay, host family, housing assistance, international student adviser, personal/cultural

**1087
PITZER COLLEGE**

Programs in American College English (PACE)

1050 North Mills Avenue
Claremont CA 91711-6110
Ph 800-748-9371, 909-621-8308
Fax 909-621-0518
E-mail carol_brandt@email.pitzer.edu
URL <http://www.pitzer.edu>

Academic year 1996/97

Intensive English Program

Hrs/wk:	Class	Lab
LI:	22	5
I:	22	5
A:	22	5

English for Specific Purposes • Test Preparation: TOEFL 5 hrs/wk

Terms • 15 weeks beginning August, January; 6 weeks beginning May, July

Longest break(s) • 4 weeks beginning December

Average class size • 10

Program size • 50 average term

Distribution • Americas 25%; Asia/Oceania 50%; Europe, Western 25%

Faculty • Teachers: 5 full-time, 2 part-time *Full-time teaching load*: 20 hours/week *Advanced degree ESL fields*: 5 full-time, 2 part-time *Administrators*: 3 full-time, 1 part-time

Eligibility • all applicants with secondary school certificate

Issues • I-20. I-20 includes academic admission conditional on meeting admissions requirements

Academic credit • 16 undergraduate degree credits for ESL *May take academic courses*: with adequate score on Michigan test or TOEFL

Tests • Institutional TOEFL, Michigan tests

Services • academic counseling, academic placement, airport meeting, field trips, homestay, host family, personal/cultural counseling, recreational activities, tutorial

Costs • tuition \$5,964.00 15-weeks, \$2,389.00 6-weeks; application fee \$30.00; health insurance \$150.00; airport meeting \$50.00

Housing • *Campus housing*: available year-round

Off-campus housing: readily available, moderately priced; assistance in locating provided *Room and board*: \$3,253.00 15-weeks

Board • board plan included in housing, 19 meals per week

Other information • *Established*: 1977 *Member*: AAIEP *Endorsements*: TESOL standards, NAFSA principles (HE) (P + C)

**1088
POINT LOMA NAZARENE COLLEGE**

Point Loma English Institute

3900 Lomaland Drive
San Diego CA 92106
Ph 619-849-2636
Fax 619-849-2653
URL <http://www.ptloma.edu/plei.htm>

Academic year 1995/96

Intensive English Program

Hrs/wk:	Class	Academic Courses
B:	27	
LI:	27	
I:	27	
A:	10	9

English for Specific Purposes • Graduate Study 10-20 hrs/

wk, Other: Religious and Humanitarian Workers 10-27 hrs/wk

Terms • 8 weeks beginning August, October, January, March, June

Longest break(s) • not applicable

Average class size • 6

Program size • 15 average term

Distribution • Americas 10%; Asia/Oceania 75%; Europe, Eastern 10%; Europe, Western 5%

Faculty • Teachers: 1 full-time, 3 part-time *Full-time teaching load*: 20 hours/week *Advanced degree ESL fields*: 1 full-time, 3 part-time *Administrators*: 1 full-time

Eligibility • international students planning US study with secondary school certificate

Issues • I-20. I-20 includes academic admission conditional on meeting admissions requirements

Academic credit • not offered *May take academic courses*: at Advanced level

Tests • Michigan tests, locally developed tests

Services • academic counseling, academic placement, campus orientation, conversation partners, crosscultural activities, field trips, homestay, host family, housing assistance, personal/cultural counseling, recreational activities, visa/tax counseling

Costs • tuition \$2,896.00 8-weeks; application fee \$90.00; activities fee \$50.00; health insurance \$80.00; registration fee \$20.00

Housing • *Campus housing*: available year-round *Off-campus housing*: expensive; assistance in locating provided *Room and board*: \$1,230.00 8-weeks for dorms with American roommate; some apartments and single rooms available

Board • board plan included in housing, 19 meals per week

Other information • *Established*: 1993 *Member*: AAIEP *Endorsements*: TESOL standards, NAFSA principles (HE) (P + C)

**1089
SADDLEBACK COLLEGE**

Intensive English Program

Liberal Arts
28000 Marguerite Parkway
Mission Viejo CA 92692
Ph 714-582-4788

Academic year 1995/96

Intensive English Program

Hrs/wk:	Class	Reading Lab
B:	30	
LI:	26	4
I:	27	4
A:	48	4

IEP note • Language lab optional

English for Specific Purposes • Business 3 hrs/wk

Terms • 17 weeks beginning January; 16 weeks beginning August; 8 weeks beginning June

Longest break(s) • 4 weeks beginning May

Average class size • 42

Program size • 1,200 average term

Faculty • Teachers: 6 full-time, 10 part-time *Full-time teaching load*: 15 hours/week *Advanced degree ESL fields*: 6 full-time, 10 part-time *Administrators*: 1 part-time

Eligibility • all applicants

Issues • I-20

Academic credit • 3 undergraduate degree credits for ESL transferrable to California State Univ System *May take academic courses*: with adequate English language proficiency (TOEFL 450); advanced courses are applicable to AA degree

Tests • CELT

Services • academic counseling, academic placement, personal/cultural counseling, international student association

Costs • tuition \$124.00 per unit 16-weeks for nonresidents, \$13.00 per unit for California residents; health insurance \$10.00 semester; parking \$20.00 semester

Housing • *Campus housing*: no campus housing
Off-campus housing: readily available, expensive

Board • no board plan

Other information • *Established*: 1980 (HE) (P + C)

1090

SAINT MARY'S COLLEGE OF CALIFORNIA

Intensive English Program and Studies for International Students

PO Box 3091
Moraga CA 94575
Ph 510-631-4359

Academic year 1996/97

Intensive English Program

Hrs/wk:	Class	Lab
B:	25-28	
LI:	25-28	2
I:	25-28	2
A:	15-19	2

IEP note • A: 3 hours volunteer community work; B: language lab summer only

English for Specific Purposes • Test Preparation: TOEFL, Other: Specialized Programs upon Request

Terms • 16 weeks beginning August, February; 7 weeks beginning October, April; 6 weeks beginning June; 4 weeks beginning January; 3 weeks beginning June

Longest break(s) • 3 weeks beginning December

Average class size • 12

Program size • 40 average term, 70 summer

Distribution • Asia/Oceania 75%; Other/Unknown 25%

Faculty • *Teachers*: 5 full-time, 3 part-time *Full-time teaching load*: 14 hours/week *Advanced degree ESL fields*: 5 full-time, 3 part-time *Administrators*: 1 part-time

Eligibility • foreign nationals

Issues • I-20. I-20 includes academic admission

Academic credit • not offered *May take academic courses*: with adequate English language proficiency (minimum TOEFL 500)

Tests • Institutional TOEFL, locally developed tests

Services • academic counseling, academic placement, field trips, homestay, host family, personal/cultural counseling, recreational activities

Costs • tuition \$7,500.00 19-weeks, \$1,900.00 6-weeks summer; application fee \$35.00; health insurance \$50.00 month; activities fee \$450.00-\$500.00 summer

Housing • *Campus housing*: available year-round
Off-campus housing: readily available, expensive; assistance in locating provided *Room*: \$6,910.00 32-weeks, \$1,500.00 6-weeks summer

Board • board plan

Other information • *Established*: 1978 *Endorsements*: TESOL standards, NAFSA principles (HE) (P + C)

1091

SAN DIEGO STATE UNIVERSITY

Business Seminar for International Executives

American Language Institute

San Diego CA 92182-1914

Ph 619-594-5907

Fax 619-287-2735

E-mail ali@mail.sdsu.edu

URL <http://www-rohan.sdsu.edu/dept/alisdus>

Academic year 1996/97

Executive English Program

English for Specific Purposes • Business 25 hrs/wk
Minimum English language proficiency required: Higher Intermediate, Advanced levels
Hrs/wk: 25 hours class, field trips
Short-term program prepares participants in executive communication, business negotiation, grammar and pronunciation, US management and global competition

Terms • 3 weeks beginning January, July

Longest break(s) • not applicable

Average class size • 6

Program size • 15 average term

Distribution • Africa 1%; Asia/Oceania 52%; Europe, Eastern 8%; Europe, Western 25%; Middle East/North Africa 12%; Other/Unknown 2%

Faculty • *Teachers*: 3 full-time, 2 part-time

Eligibility • foreign business personnel

Issues • I-20, IAP-66

Academic credit • not offered

Tests • locally developed tests

Services • academic counseling, academic placement, field trips, homestay

Costs • tuition \$1,450.00 3-weeks; application fee \$25.00; health insurance \$45.00

Housing • *Campus housing*: available
Off-campus housing: readily available, moderately priced; assistance in locating provided *Room and board*: \$165.00 1-week

Board • board plan included in housing, 14 meals per week

Other information • *Established*: 1991 *Member*: UCIEP (HE) ▀

1092

SAN DIEGO STATE UNIVERSITY

English for Academic Purposes

American Language Institute

San Diego CA 92182-1914

Ph 619-594-5907

Fax 619-287-2735

E-mail ali@mail.sdsu.edu

URL <http://www-rohan.sdsu.edu/dept/alisdus>

Academic year 1996/97

Intensive English Program

Hrs/wk:	Class	Lab	CAI
LI:	17	2	2
I:	17	2	2
A:	15-21	2	

IEP note • A: 2-9 hours academic courses

English for Specific Purposes • Business 25 hrs/wk

Terms • 17 weeks beginning August, January; 11 weeks beginning June

Longest break(s) • 2 weeks beginning December

Average class size • 18

Program size • 250 average term

Distribution • Africa 1%; Asia/Oceania 52%; Europe, Eastern 8%; Europe, Western 25%; Middle East/North Africa 12%; Other/Unknown 2%

Faculty • Teachers: 15 full-time, 20 part-time *Full-time teaching load:* 18 hours/week *Advanced degree ESL fields:* 15 full-time, 15 part-time **Administrators:** 1 full-time
Eligibility • foreign nationals
Issues • I-20, IAP-66. I-20 includes academic admission conditional on meeting admissions requirements
Academic credit • not offered *May take academic courses:* at Advanced level with approval of instructor, director
Tests • Institutional TOEFL, locally developed tests, GTELP
Services • academic counseling, academic placement, field trips, homestay, host family, personal/cultural counseling, recreational activities
Costs • tuition \$3,290.00 17-weeks; application fee \$100.00; health insurance \$45.00 month
Housing • Campus housing: available year-round *Off-campus housing:* readily available, moderately priced; assistance in locating provided *Room and board:* \$165.00 1-week
Board • board plan included in housing, 14 meals per week
Other information • *Established:* 1975 *Member:* UCIEP (HE) ▶

1093

SAN DIEGO STATE UNIVERSITY

Intensive English Communications

American Language Institute
 San Diego CA 92182-1914
Ph 619-594-5907
Fax 619-287-2735
E-mail ali@mail.sdsu.edu
URL <http://www-rohan.sdsu.edu/dept/alisdus>

Academic year 1996/97

Intensive English Program

Hrs/wk:	Class	Lab
B:	19	1
LI:	19	1
I:	18	2
A:	18	2

IEP note • 5 hours electives, directed activities, independent study

English for Specific Purposes • Business 10 hrs/wk, Test Preparation: TOEFL 8 hrs/wk

Terms • 19 weeks beginning January; 17 weeks beginning August; 11 weeks beginning January, June; 9 weeks beginning October; 8 weeks beginning March, August; 6 weeks beginning July; 5 weeks beginning June; flexible entry

Longest break(s) • not applicable

Average class size • 18

Program size • 235 average term

Distribution • Africa 1%; Asia/Oceania 52%; Europe, Eastern 8%; Europe, Western 25%; Middle East/North Africa 12%; Other/Unknown 2%

Faculty • Teachers: 7 full-time, 45 part-time *Full-time teaching load:* 18 hours/week *Advanced degree ESL fields:* 7 full-time, 30 part-time **Administrators:** 1 full-time

Eligibility • foreign nationals

Issues • I-20

Academic credit • not offered *May take academic courses:* at Advanced level with approval of instructor, director

Tests • Michigan tests, G-TELP

Services • academic counseling, academic placement, field trips, homestay, host family, personal/cultural counseling, recreational activities

Costs • tuition \$3,290.00 17-weeks; application fee \$100.00; health insurance \$45.00

Housing • Campus housing: available year-round *Off-campus housing:* readily available, moderately priced;

assistance in locating provided *Room and board:* \$165.00 1-week

Board • board plan included in housing, 14 meals per week

Other information • *Established:* 1975 *Member:* UCIEP (HE) ▶

1094

SAN DIEGO STATE UNIVERSITY

Management and Business English

American Language Institute
 San Diego CA 92182-1914
Ph 619-594-5907
Fax 619-287-2735
E-mail ali@mail.sdsu.edu
URL <http://www-rohan.sdsu.edu/dept/alisdus>

Academic year 1996/97

Management and Business English

English for Specific Purposes • Business 25 hrs/wk
Minimum English language proficiency required: Higher Intermediate, Advanced levels *Hrs/wk:* 20 hours class, field trips, business films *Short-term program designed to develop English language communications skills and skills related to study of business and management in the US. Topics include US management concepts and behavior, international marketing, business communications, case studies and industry visits.*

Terms • 3 weeks beginning January, July

Longest break(s) • not applicable

Average class size • 15

Program size • 35 average term

Distribution • Africa 1%; Asia/Oceania 52%; Europe, Eastern 8%; Europe, Western 25%; Middle East/North Africa 12%; Other/Unknown 2%

Faculty • Teachers: 4 full-time, 4 part-time *Advanced degree ESL fields:* 4 full-time, 4 part-time **Administrators:** 1 full-time

Eligibility • international students in business and management and business personnel

Issues • I-20

Academic credit • not offered

Tests • locally developed tests

Services • academic counseling, academic placement, field trips, host family

Costs • tuition \$890.00 3-weeks; application fee \$25.00; health insurance \$45.00

Housing • Campus housing: available year-round *Off-campus housing:* readily available, moderately priced; assistance in locating provided *Room and board:* \$165.00 1-week

Board • board plan included in housing, 14 meals per week

Other information • *Established:* 1975 *Member:* UCIEP (HE) ▶

1095


SAN FRANCISCO INSTITUTE OF ENGLISH

Intensive English Program

345 8th Avenue
 San Francisco CA 94118
Ph 415-750-1755
Fax 415-750-9939
E-mail sfi@slip.net

Academic year 1996/97

**AMERICAN LANGUAGE INSTITUTE (ALI)
SAN DIEGO STATE UNIVERSITY
SAN DIEGO, CALIFORNIA**



FOR MORE INFORMATION, PLEASE CONTACT:
Irene Evans, American Language Institute
San Diego State University, San Diego CA 92182-1914
Telephone: (619) 594-5907 Fax: (619) 287-2735
E-mail: ali@mail.sdsu.edu
ALI Homepage: <http://mail.sdsu.edu/~ali/>

SPECIAL FEATURES

- San Diego attractions: beautiful beaches, mountains and deserts; two hours from Disneyland and Hollywood
- Located on the campus of SDSU in a residential area of San Diego
- Access to University dining halls, library, sports, etc.
- Housing options in residence halls, apartments near campus or rooms in American homes

ENGLISH FOR ACADEMIC PURPOSES

- Placement in American Universities
- Concurrent enrollment at SDSU
- Intensive TOEFL, GMAT and GRE
- Conditional Acceptance to a college or university
- Pre-MBA specialization

INTENSIVE ENGLISH COMMUNICATIONS

- Emphasis on speaking listening
- Intensive English for Managers specialization

BUSINESS SPECIAL PROGRAMS

- Business Seminar for International Executives
- Management and Business English Seminar
- Certificate Programs in Business

Intensive English Program

Hrs/wk:	Class
B:	20
LI:	20
I:	20
A:	20

English for Specific Purposes • Business 20 hrs/wk, Test Preparation: TOEFL 20 hrs/wk

Terms • 12 weeks beginning March, June, October, January

Longest break(s) • not applicable

Average class size • 10

Program size • 250 average term

Distribution • Asia/Oceania 85%; Europe, Eastern 10%; Europe, Western 5%

Faculty • *Teachers:* 13 full-time *Full-time teaching load:* 20 hours/week *Advanced degree ESL fields:* 13 full-time

Administrators: 2 full-time

Eligibility • all applicants

Issues • I-20

Academic credit • not applicable

Tests • International, Institutional TOEFL; Michigan tests, TOEIC

Services • academic counseling, academic placement, campus orientation, conversation partners, crosscultural activities, field trips, homestay, host family, housing assistance, international student adviser, personal/cultural counseling, recreational activities, visa/tax counseling

Costs • tuition \$275.00 4-weeks; application fee \$50.00; books \$30.00 -\$60.00

Housing • *Campus housing:* no campus housing

Off-campus housing: readily available, moderately priced; assistance in locating provided

Board • no board plan

Other information • *Established:* 1987 *Endorsements:* TESOL standards, NAFSA principles

1096

SAN FRANCISCO STATE UNIVERSITY

American Language Institute

1600 Holloway Boulevard

San Francisco CA 94611

Ph 415-338-1438

Fax 415-338-1717

E-mail ali@sfsu.edu

URL <http://mercury.sfsu.edu/~fun/>

Academic year 1996/97

Intensive English Program

Hrs/wk:	Class
B:	25
LI:	25
I:	25
A:	25

English for Specific Purposes • Test Preparation: TOEFL 2 hrs/wk

Terms • 13 weeks beginning September, February; 12 weeks beginning June

Longest break(s) • not applicable

Average class size • 17

Program size • 140 average term

Distribution • Americas 2%; Asia/Oceania 89%; Europe, Eastern 3%; Europe, Western 5%; Middle East/North Africa 1%

Faculty • *Teachers*: 3 full-time, 21 part-time *Full-time teaching load*: 10 hours/week *Advanced degree ESL fields*: 3 full-time *Administrators*: 3 full-time, 1 part-time

Eligibility • all applicants with secondary school certificate

Issues • I-20. I-20 includes academic admission conditional on meeting admissions requirements

Academic credit • not offered *May take academic courses*: with program director's approval

Tests • Institutional TOEFL

Services • academic counseling, academic placement, field trips, personal/cultural counseling, recreational activities

Costs • tuition \$1,980.00 fall, spring, \$1,850.00 summer; application fee \$55.00; health insurance \$150.00

Housing • *Campus housing*: available year-round

Off-campus housing: expensive; assistance in locating provided **Room and board**: \$250.00 1-week

Board • board plan included in housing

Other information • *Established*: 1961 *Member*: UCIEP, AAIEP *Endorsements*: TESOL standards, NAFSA principles (HE)

1097

SAN JOSE STATE UNIVERSITY

Studies in American Language

Room 1S 227

San Jose CA 95192-0135

Ph 408-924-2660

Fax 408-924-2669

E-mail sal@conted.sjsu.edu

Academic year 1996/97

Intensive English Program

Hrs/wk:	Class	CAI
B:	20	
LI:	19	1
I:	19	1
A:	19	1

IEP note • Tutorial: 20 hours

Terms • 15 weeks beginning August, January; 7 weeks beginning October, March; 6 weeks beginning June

Longest break(s) • 6 weeks beginning December

Average class size • 16

Program size • 140 average term, 75 summer

Distribution • Americas 5%; Asia/Oceania 75%; Europe, Eastern 5%; Europe, Western 10%; Other/Unknown 5%

Faculty • *Teachers*: 3 full-time, 15 part-time *Full-time teaching load*: 14 hours/week *Advanced degree ESL fields*: 3 full-time, 15 part-time *Administrators*: 3 full-time, 1 part-time

Eligibility • all applicants minimum 18 years of age with secondary school certificate

Issues • I-20

Academic credit • not offered *May take academic courses*: with adequate English language proficiency (TOEFL 500)

Tests • Institutional TOEFL

Services • academic counseling, academic placement, field trips, personal/cultural counseling, recreational activities

Costs • tuition \$2,395.00 15-weeks; application fee \$75.00; health insurance \$280.00

Housing • *Campus housing*: available year-round

Off-campus housing: readily available, moderately priced

Room: \$2,600.00 15-weeks

Board • no board plan

Other information • *Established*: 1975 (HE)

1098

SANTA BARBARA CITY COLLEGE

English Language Studies Program

721 Cliff Drive

Santa Barbara CA 93109-2394

Ph 805-965-0581

Fax 805-963-7222

E-mail spaventa@gatel.sbccc.cc.ca.us

Academic year 1996/97

Intensive English Program

Hrs/wk:	Class	Lab
B:	16	1
LI:	16	1
I:	16	1
A:	16	1

Terms • 16 weeks beginning August, January; 6 weeks beginning June

Longest break(s) • not applicable

Average class size • 25

Program size • 1,000 average term

Faculty • *Teachers*: 9 full-time, 20 part-time *Full-time teaching load*: 16 hours/week *Advanced degree ESL fields*: 5 full-time, 15 part-time

Eligibility • foreign nationals with secondary school certificate

Issues • I-20. I-20 includes academic admission conditional on meeting admissions requirements

Academic credit • 8 undergraduate degree credits for ESL

May take academic courses: at Advanced level

Tests • locally developed tests

Services • academic counseling, academic placement, field trips, personal/cultural counseling

Costs • tuition \$3,312.00 academic year; application fee \$50.00; health insurance \$20.00

Housing • *Campus housing*: no campus housing

Off-campus housing: readily available, expensive; assistance in locating provided

Board • no board plan

Other information • *Established*: 1984 (HE)

1099

SONOMA STATE UNIVERSITY

American Language Institute

1801 East Cotati Avenue

Rohnert Park CA 94928

Ph 707-664-2742

Fax 707-664-2505

E-mail joan.wagele@sonoma.edu

URL <http://www.sonoma.edu/exed/ssali>

Academic year 1996/97

Intensive English Program

Hrs/wk:	Class	Lab	CAI
B:	20	1	1
LI:	20	1	1
I:	20	1	1
A:	20	1	1

IEP note • Language lab, field trips additional; I, A: TOEFL preparation workshop available

English for Specific Purposes • Business 3 hrs/wk, Test Preparation: TOEFL 3 hrs/wk, Other: Library/Research 3 hrs/wk

Terms • 13 weeks beginning September, February; 5 weeks beginning June, July

Longest break(s) • not applicable

Average class size • 12

Program size • 60 average term

**AMERICAN LANGUAGE INSTITUTE (ALI)
SAN DIEGO STATE UNIVERSITY
SAN DIEGO, CALIFORNIA**



FOR MORE INFORMATION, PLEASE CONTACT:

Irene Evans, American Language Institute
San Diego State University, San Diego CA 92182-1914
Telephone: (619) 594-5907 Fax: (619) 287-2735
E-mail: ali@mail.sdsu.edu
ALI Homepage: <http://mail.sdsu.edu/~ali/>

SPECIAL FEATURES

- San Diego attractions: beautiful beaches, mountains and deserts; two hours from Disneyland and Hollywood
- Located on the campus of SDSU in a residential area of San Diego
- Access to University dining halls, library, sports, etc.
- Housing options in residence halls, apartments near campus or rooms in American homes

ENGLISH FOR ACADEMIC PURPOSES

- Placement in American Universities
- Concurrent enrollment at SDSU
- Intensive TOEFL, GMAT and GRE
- Conditional Acceptance to a college or university
- Pre-MBA specialization

INTENSIVE ENGLISH COMMUNICATIONS

- Emphasis on speaking listening
- Intensive English for Managers specialization

BUSINESS SPECIAL PROGRAMS

- Business Seminar for International Executives
- Management and Business English Seminar
- Certificate Programs in Business

Distribution • Americas 16%; Asia/Oceania 70%; Europe, Western 6%; Middle East/North Africa 5%; Other/Unknown 3%

Faculty • *Teachers*: 3 full-time, 7 part-time *Full-time teaching load*: 16 hours/week *Advanced degree ESL fields*: 2 full-time, 6 part-time *Administrators*: 1 full-time, 2 part-time

Eligibility • all applicants

Issues • I-20, IAP-66. I-20 includes academic admission conditional on meeting admissions requirements

Academic credit • not offered *May take academic courses*: at Advanced level with TOEFL 485

Tests • Institutional TOEFL, Michigan tests, locally developed tests

Services • academic counseling, field trips, homestay, host family, personal/cultural counseling, recreational activities

Costs • tuition \$165.00 1-week; application fee \$50.00; university health center \$75.00; health insurance \$47.00 month

Financial aid • limited number of partial tuition waivers

Housing • *Campus housing*: available academic year, limited summer *Off-campus housing*: difficult to find; assistance in locating provided *Room and board*: \$675.00 4-weeks, \$550.00 month for room only

Board • board plan included in housing

Other information • *Established*: 1979 (HE)

**1100
STANFORD UNIVERSITY**

**Intensive English and Academic
Orientation for Foreign Graduate Students**

Building 460
Linguistics
Stanford CA 94305-2150
Ph 415-725-1554, 415-725-1557
Fax 415-723-1442
E-mail efs@turing.stanford.edu
URL <http://www-leland.stanford.edu/group/efs>

Academic year 1996/97

Intensive English Program

Hrs/wk:	Class
A:	20

IEP note • Language lab available

English for Specific Purposes • Graduate Study 20 hrs/wk

Terms • 6 weeks beginning July

Longest break(s) • not applicable

Average class size • 12

Program size • 96 summer

Distribution • Americas 10%; Asia/Oceania 80%; Europe, Eastern 5%; Europe, Western 5%

Faculty • *Teachers*: 10 full-time, 4 part-time *Full-time teaching load*: 15 hours/week *Advanced degree ESL fields*: 9 full-time, 4 part-time *Administrators*: 2 full-time

Eligibility • international students with academic admission to US college/university

Issues • I-20, IAP-66

Academic credit • 6 graduate degree credits for ESL *May take academic courses*: if academically admissible

Tests • PACT
Services • academic counseling, personal/cultural counseling, recreational activities
Costs • tuition \$2,848.00 6-weeks; health insurance \$200.00; document fee \$55.00
Housing • *Campus housing*: available summer only
Off-campus housing: difficult to find, expensive **Room**: \$700.00 6-weeks
Board • board plan \$600.00 6-weeks
Other information • *Established*: 1967 (HE) (P + C)

1101
UNIVERSITY OF CALIFORNIA, BERKELEY

English Language Program

University Extension
 1995 University Avenue, #7022
 Berkeley CA 94720-7022
Ph 510-642-9833
Fax 510-643-7271
E-mail ucbelep@violet.berkeley.edu
URL http://www.unex.berkeley.edu:4243/

Academic year 1996/97

Intensive English Program

Hrs/wk:	Class	Learning Center
B:	22	2
LI:	22	2
I:	22	2
A:	22	2

English for Specific Purposes • Business 3 hrs/wk, Test Preparation: GRE, TOEFL 3 hrs/wk

Terms • 8 weeks beginning August, October, January, March; 5 weeks beginning June, July

Longest break(s) • not applicable

Average class size • 13

Program size • 280 average term

Distribution • Africa 1%; Americas 13%; Asia/Oceania 65%; Europe, Eastern 2%; Europe, Western 15%; Middle East/North Africa 1%; Other/Unknown 3%

Faculty • *Teachers*: 29 full-time, 5 part-time *Full-time teaching load*: 18 hours/week *Advanced degree ESL fields*: 29 full-time, 5 part-time *Administrators*: 6 full-time

Eligibility • foreign nationals

Issues • I-20

Academic credit • degree credits for ESL pending *May take academic courses*: up to 4 additional units

Tests • Institutional TOEFL, Michigan tests

Services • academic counseling, academic placement, conversation partners, field trips, homestay, personal/cultural counseling, recreational activities

Costs • tuition \$2,000.00 8-weeks, \$1,500.00 5-weeks; application fee \$50.00; health insurance \$120.00 8-weeks, \$70.00 5-weeks

Housing • *Campus housing*: limited academic year, available summer *Off-campus housing*: readily available, expensive; assistance in locating provided

Board • board plan

Other information • *Established*: 1974 *Member*: AAIEP
Endorsements: TESOL standards, NAFSA principles (HE)

1102
UNIVERSITY OF CALIFORNIA, BERKELEY

ESL Session

216 Dwinelle Annex
 Berkeley CA 94720-2500
Ph 510-642-5975
Fax 510-642-6963
E-mail msokolik@uclink.berkeley.edu
URL http://violet.berkeley.edu/~cwp/ESL

Academic year 1996/97

Intensive English Program

Hrs/wk:	Class	ESP Instruction
LI:	12	8
I:	12	8
A:	12	8

English for Specific Purposes • Business 4 hrs/wk, Communications 4 hrs/wk, Science 4 hrs/wk, Test Preparation: TOEFL 4 hrs/wk, Other: Multimedia/Computers 4 hrs/wk

Terms • 6 weeks beginning July

Longest break(s) • not applicable

Average class size • 15

Program size • 200 average term

Distribution • Americas 10%; Asia/Oceania 80%; Europe, Eastern 8%; Europe, Western 1%; Middle East/North Africa 1%

Faculty • *Teachers*: 9 full-time, 5 part-time *Full-time teaching load*: 16 hours/week *Advanced degree ESL fields*: 6 full-time, 4 part-time *Administrators*: 1 full-time, 1 part-time

Eligibility • all applicants at Intermediate and Advanced levels

Issues • I-20

Academic credit • 4 undergraduate degree credits for ESL, 3 undergraduate credits for ESP instruction *May take academic courses*

Tests • locally developed tests

Services • academic counseling, academic placement, conversation partners, field trips, homestay, personal/cultural counseling, recreational activities, conversation groups

Costs • tuition \$660.00 6-weeks ESL instruction, \$565.00 6-weeks ESP instruction; application fee \$245.00

Housing • *Campus housing*: available summer only
Off-campus housing: difficult to find, expensive

Board • board plan

Other information • *Established*: 1964 (HE)

1103
UNIVERSITY OF CALIFORNIA, BERKELEY AT SAN FRANCISCO

10-Week Intensive English for Academic and General Purposes

English Language Program, University Extension Center, 55 Laguna Street
 San Francisco CA 94102-6299
Ph 415-552-3016
Fax 415-552-4237
E-mail ucbelep@unx.berkeley.edu
URL http://www.unex.berkeley.edu:4243/

Academic year 1996/97

Intensive English Program

Hrs/wk:	Class
B:	23
LI:	23
I:	23
A:	23

IEP note • Learning center optional
English for Specific Purposes • Business 23 hrs/wk, Medicine, Test Preparation: TOEFL
Terms • 10 weeks beginning September, January, March, June
Longest break(s) • not applicable
Average class size • 13
Program size • 180 average term
Distribution • Americas 22%; Asia/Oceania 45%; Europe, Eastern 3%; Europe, Western 25%; Middle East/North Africa 1%; Other/Unknown 4%
Faculty • *Teachers*: 14 full-time, 6 part-time *Full-time teaching load*: 18 hours/week *Advanced degree ESL fields*: 14 full-time, 6 part-time *Administrators*: 3 full-time
Eligibility • foreign nationals minimum 17 years of age with secondary school certificate
Issues • I-20
Academic credit • degree credits for ESL pending *May take academic courses*: with adequate English language proficiency (TOEFL 550)
Tests • Institutional TOEFL, Michigan tests
Services • academic counseling, academic placement, conversation partners, crosscultural activities, field trips, personal/cultural counseling, recreational activities
Costs • tuition \$2,350.00 10-weeks; application fee \$50.00; health insurance \$150.00
Housing • *Campus housing*: no campus housing *Off-campus housing*: readily available, moderately priced; assistance in locating provided
Board • board plan
Other information • *Established*: 1979 *Member*: AAIEP *Endorsements*: TESOL standards, NAFSA principles (HE)

Tests • not applicable
Services • recreational activities
Costs • tuition \$1,275.00 4-weeks; application fee \$50.00; health insurance \$60.00
Housing • *Campus housing*: no campus housing *Off-campus housing*: readily available, moderately priced; assistance in locating provided
Board • board plan included in housing
Other information • *Established*: 1987 *Member*: AAIEP *Endorsements*: TESOL standards, NAFSA principles (HE)

1105 UNIVERSITY OF CALIFORNIA, DAVIS

American Culture and Communication

University Extension
 1333 Research Park Drive
 Davis CA 95616-8727
Ph 916-757-8686
Fax 916-757-8676
E-mail eslinfo@unexmail.ucdavis.edu
URL <http://universityextension.ucdavis.edu>

Academic year 1996/97
American Culture and Communication
English for Specific Purposes • Communications, Other: Cultural Studies *Minimum English language proficiency required*: no information provided *Hrs/wk*: 25 hours class, other activities *Short-term program designed to develop communication skills through classroom practice, lectures, discussion sessions, field trips, interaction with Americans. Includes instruction in functional English, American vocabulary and idioms, communication skills, cultural topics.*

Terms • 4 weeks beginning July, January, February
Average class size • 15
Program size • 40 average term
Distribution • Americas 30%; Asia/Oceania 50%; Europe, Eastern 5%; Europe, Western 5%; Other/Unknown 10%
Faculty • *Teachers*: 10 full-time, 4 part-time *Administrators*: 6 full-time
Eligibility • all applicants
Issues • I-20, IAP-66
Academic credit • *May take academic courses*: with TOEFL 550
Tests • Institutional TOEFL, Michigan tests
Services • academic counseling, crosscultural activities, field trips, housing assistance, international student adviser, visa/tax counseling
Costs • tuition \$975.00 4-weeks; application fee \$50.00; texts, materials, services \$150.00; health insurance \$10.00 week
Housing • *Campus housing*: available summer only *Off-campus housing*: readily available, moderately priced; assistance in locating provided *Room and board*: \$975.00 4-weeks
Board • board plan included in housing
Other information • *Established*: no information provided *Member*: UCIEP (HE) ▮

1104 UNIVERSITY OF CALIFORNIA, BERKELEY AT SAN FRANCISCO

4-Week Spoken English for Academic and General Purposes

English Language Program, University
 Extension Center, 55 Laguna Street
 San Francisco CA 94102-6299
Ph 415-552-3016
Fax 415-552-4237
E-mail ucbelp@unx.berkeley.edu
URL <http://www.unex.berkeley.edu:4243/>

Academic year 1996/97
Intensive English Program

Hrs/wk:	Class
B:	21
LI:	21
I:	21
A:	21

IEP note • 30-40 hours additional in summer at 3-day weekend language camp
English for Specific Purposes • Business 21 hrs/wk
Terms • 4 weeks year-round
Longest break(s) • not applicable
Average class size • 13
Program size • 120 summer
Distribution • Africa 1%; Americas 22%; Asia/Oceania 45%; Europe, Eastern 3%; Europe, Western 25%; Middle East/North Africa 1%; Other/Unknown 3%
Faculty • *Teachers*: 2 full-time, 10 part-time *Full-time teaching load*: 18 hours/week *Advanced degree ESL fields*: 2 full-time, 10 part-time *Administrators*: 1 full-time
Eligibility • all applicants minimum 17 years of age
Issues • I-20
Academic credit • not applicable *May take academic courses*

1106
UNIVERSITY OF CALIFORNIA, DAVIS

Intensive English Program for International Students

University Extension
 International Training and Education Ctr
 Davis CA 95616-8727
Ph 916-757-8686
Fax 916-757-8676
E-mail eslinfo@unexmail.ucdavis.edu
URL http://universityextension.ucdavis.edu

Academic year 1996/97

Intensive English Program

Hrs/wk:	Class	Lab
B:	22	2
LI:	22	2
I:	22	2
A:	22	2

Terms • 10 weeks beginning September, January, April; 5 weeks beginning June, August

Longest break(s) • not applicable

Average class size • 15

Program size • 200 average term

Distribution • Americas 15%; Asia/Oceania 60%; Europe, Western 5%; Middle East/North Africa 10%; Other/Unknown 10%

Faculty • *Teachers:* 20 full-time, 15 part-time *Full-time teaching load:* 20 hours/week *Advanced degree ESL fields:* 20 full-time, 10 part-time *Administrators:* 10 full-time

Eligibility • all applicants

Issues • I-20, IAP-66

Academic credit • not offered *May take academic courses:* with adequate English language proficiency, staff interview and TOEFL 550

Tests • Institutional TOEFL, Michigan tests

Services • academic counseling, academic placement, field trips, homestay, host family, personal/cultural counseling, recreational activities

Costs • tuition \$1,825.00 10-weeks; application fee \$50.00; activities fee \$75.00; health insurance \$10.00 week

Housing • *Campus housing:* available year-round *Off-campus housing:* readily available, moderately priced; assistance in locating provided *Room and board:* \$1,895.00 10-weeks

Board • board plan included in housing, 3 meals per day

Other information • *Established:* 1969 *Member:* UCIEP (HE) **D**

1107
UNIVERSITY OF CALIFORNIA, DAVIS

Orientation in USA Law

University Extension
 Law and Public Policy
 Davis CA 95616-8727
Ph 916-757-8569
Fax 916-757-8596

Academic year 1996/97

Orientation in USA Law

English for Specific Purposes • Law *Minimum English language proficiency required:* TOEFL 450 *Hrs/wk:* 30-40 hours class, 10 hours other activities *Program consists of legal English workshops, classes, seminars and on-site observation of the US legal system. Core classes focus on the US legal system and business and trade law. Detailed specialization workshops in criminal justice, judicial management, pre-LL.M. preparation, and business and*

trade. Field trips to courts, law firms, public agencies, corporations.

Terms • 4 weeks beginning July

Average class size • 30

Program size • 120 summer

Distribution • Americas 20%; Asia/Oceania 50%; Europe, Western 30%

Faculty • *Teachers:* 2 full-time, 40 part-time

Eligibility • international students of the US legal system

Issues • I-20

Academic credit • not offered *May take academic courses*

Tests • no information provided

Services • no information provided

Costs • tuition \$2,995.00 4-weeks

Housing • *Campus housing:* available summer only

Off-campus housing: readily available; assistance in locating provided *Room and board:* \$1,500.00 4-weeks

Board • board plan included in housing

Other information • *Established:* 1990 *Member:* UCIEP (HE) **D**

1108
UNIVERSITY OF CALIFORNIA, IRVINE

Program in ESL

UCI Extension
 PO Box 6050
 Irvine CA 92716-6050
Ph 714-824-5991
Fax 714-824-8065
E-mail uciesl@uci.edu
URL http://www.uci.edu/~unex/esl

Academic year 1996/97

Intensive English Program

Hrs/wk:	Class	Lab
B:	23	4
LI:	23	4
I:	23	
A:	21	

IEP note • A: academic course/elective available

English for Specific Purposes • Business 3 hrs/wk, Graduate Study 3-6 hrs/wk, Test Preparation: unspecified test 3 hrs/wk

Terms • 10 weeks beginning September, January, April, June; 4 weeks beginning January, February, June, July

Longest break(s) • not applicable

Average class size • 14

Program size • 330 average term

Distribution • Americas 15%; Asia/Oceania 60%; Europe, Eastern 2%; Europe, Western 5%; Middle East/North Africa 8%; Other/Unknown 10%

Faculty • *Teachers:* 25 full-time, 10 part-time *Full-time teaching load:* 19 hours/week *Advanced degree ESL fields:* 25 full-time, 10 part-time *Administrators:* 12 full-time

Eligibility • all applicants minimum 18 years of age

Issues • I-20, IAP-66

Academic credit • undergraduate degree credits for ESL (all courses carry CEU credits) *May take academic courses:* at Advanced level

Tests • Institutional TOEFL, Michigan tests, SPEAK, locally developed tests


Services • academic counseling, academic placement, airport meeting, field trips, homestay, host family, personal/cultural counseling, recreational activities

Costs • tuition \$2,070.00 10-weeks; application fee \$75.00; activities fee \$75.00; housing placement \$75.00; health insurance \$60.00-\$200.00; airport meeting \$35.00

Housing • *Campus housing:* available year-round

Off-campus housing: moderately priced; assistance in

DISCOVER UC DAVIS IN CALIFORNIA



YOU CAN ACHIEVE YOUR GOALS HERE

INTERNATIONAL TRAINING AND EDUCATION CENTER

University Extension
University of California, Davis
Davis, CA 95616-8727 U.S.A.

TELEPHONE (916) 757-8686
FAX (916) 757-8676
E-MAIL eslinfo@unexmail.ucdavis.edu
WWW <http://universityextension.ucdavis.edu>

INTELLIGENT CHOICES

Your choice to improve and increase your language and intercultural communication skills is a powerful step toward having greater opportunities professionally and personally. Make this valuable investment in your future.

BENEFIT FROM THE UNIQUE FEATURES

- Excellent academic reputation
- Highly qualified faculty specialized in teaching English to International students
- Small classes, 22 hours of instruction per week, eight levels of proficiency
- Full-time, part-time and specially designed programs offered year round
- Ability to individualize programs through elective courses
- State-of-the-art language and computer laboratories
- Social, Cultural and Educational Activities with American and International students
- Excellent, caring staff provide a full range of student services
- Davis is a friendly, safe and comfortable college town of about 50,000 residents
- Easy access to some of California's premiere tourist destinations

JOIN THE PROGRAM THAT IS BEST FOR YOU

- Intensive English
- Experience California
- American Culture and Communication
- Intensive TOEFL Institute
- English for Environmental Studies
- English for Legal Professionals
- English for Medical Professionals
- English Conversation and Wine Appreciation

Custom contracts can be developed for individual group needs.

locating provided *Room and board*: \$500.00-\$550.00 per month for 10-weeks, \$770.00 4-weeks no board

Board • board plan included in housing for 10-week program

Other information • *Established*: 1979 *Member*: UCIEP, AAIEP *Endorsements*: TESOL standards, NAFSA principles (HE)

1109 UNIVERSITY OF CALIFORNIA, RIVERSIDE

International Education Programs

1200 University Avenue
Riverside CA 92507-4596
Ph 909-787-4346, 909-787-4347
Fax 909-787-5796

E-mail ucriep@ucx.ucr.edu

URL <http://www.unex.ucr.edu/iephompage.html>

Academic year 1996/97

Intensive English Program

Hrs/wk:	Class	Lab
B:	20	4
LI:	20	4
I:	20	4
A:	20	4

IEP note • 5-10 hours electives

English for Specific Purposes • Business 24-32 hrs/wk, Test Preparation: TOEFL 5 hrs/wk, Other: Arts and Humanities 24-32 hrs/wk

Terms • 10 weeks beginning September, January, March, June; 4 weeks beginning January, March, July

Longest break(s) • not applicable

Average class size • 15

Program size • 400 average term

Distribution • Africa 1%; Americas 15%; Asia/Oceania 60%; Europe, Eastern 2%; Europe, Western 9%; Middle East/North Africa 13%

Faculty • *Teachers*: 25 full-time, 6 part-time *Full-time teaching load*: 20 hours/week *Advanced degree ESL fields*: 18 full-time, 2 part-time *Administrators*: 2 full-time, 1 part-time

Eligibility • all applicants

Issues • I-20

Academic credit • 16 undergraduate degree credits for ESL replacing electives (quarter units) *May take academic courses*: at Advanced level with approval of instructor, director

Tests • Institutional TOEFL, Michigan tests

Services • academic counseling, academic placement, airport meeting, campus orientation, conversation partners, crosscultural activities, field trips, homestay, host family, housing assistance, international student adviser, personal/cultural counseling, recreational activities, visa/tax counseling

Costs • tuition \$1,750.00 10-weeks, \$800.00 4-weeks; application fee \$50.00; activities fee \$75.00; health insurance \$110.00; 50% tuition discount if attending IEP part-time on a space-available basis

Housing • *Campus housing*: available *Off-campus housing*: readily available, moderately priced; assistance in locating

provided *Room*: \$1,200.00 10-weeks; limited campus dorm space available with board \$1,750.00 per quarter
Board • board plan (varies)
Other information • *Established*: 1975 *Member*: AAIEP
Endorsements: TESOL standards, NAFSA principles (HE) ▶

1110
**UNIVERSITY OF CALIFORNIA,
 SANTA BARBARA**

Business English

English Language Program
 UCSB Extension
 Santa Barbara CA 93106-1110
Ph 805-893-8383
Fax 805-893-8427
E-mail intlprog@xlrn.ucsb.edu
URL http://www.xlrn.ucsb.edu/ip/

Academic year 1996/97

Business English

English for Specific Purposes • Business, Communications, Test Preparation: TOEFL *Minimum English language proficiency required*: TOEFL 475 *Hrs/wk*: 25 hours class, visits to local businesses *Short-term program emphasizing use of English in the workplace and US business culture*.

Terms • 4 weeks beginning August

Longest break(s) • not applicable

Average class size • 14

Program size • 75 average term

Distribution • Americas 30%; Asia/Oceania 40%; Europe, Western 25%; Middle East/North Africa 5%

Faculty • *Teachers*: 10 full-time, 5 part-time

Eligibility • foreign business personnel

Issues • I-20

Academic credit • no information provided

Tests • not applicable

Services • no information provided

Costs • Contact sponsor

Housing • *Campus housing*: no campus housing

Off-campus housing: readily available; assistance in locating provided

Board • no board plan

Other information • *Established*: 1987 (HE)

1111
**UNIVERSITY OF CALIFORNIA,
 SANTA BARBARA**

Intensive English

English Language Program
 UCSB Extension
 Santa Barbara CA 93106-1110
Ph 805-893-8383
Fax 805-893-8427
E-mail intlprog@xlrn.ucsb.edu
URL http://www.xlrn.ucsb.edu/ip/

Academic year 1996/97

Intensive English Program

Hrs/wk:	Class
LI:	20
I:	20
A:	20

IEP note • 4 hours language lab optional; CAI available

English for Specific Purposes • Business, Communications, Marketing

Terms • 10 weeks beginning September, March, June; 4 weeks beginning July

Longest break(s) • not applicable

Average class size • 13

Program size • 200 average term

Distribution • Americas 30%; Asia/Oceania 40%; Europe, Western 25%; Middle East/North Africa 5%

Faculty • *Teachers*: 10 full-time, 5 part-time *Full-time teaching load*: 20 hours/week *Advanced degree ESL fields*: 13 full-time, 5 part-time *Administrators*: 10 full-time, 2 part-time

Eligibility • foreign nationals

Issues • I-20

Academic credit • undergraduate degree credits for ESL *May take academic courses*: at Advanced level with adviser's approval and minimum TOEFL 530

Tests • Michigan tests, locally developed tests

Services • academic counseling, academic placement, field trips, homestay, host family, personal/cultural counseling, recreational activities, visa/tax counseling

Costs • Contact sponsor

Housing • *Campus housing*: no campus housing

Off-campus housing: readily available, moderately priced; assistance in locating provided

Board • no board plan

Other information • *Established*: 1979 (HE)

1112
UNIVERSITY OF SAN FRANCISCO

Intensive English Program

2130 Fulton Street
 LM 142
 San Francisco CA 94117-1080
Ph 415-666-6862
Fax 415-666-2353
E-mail davisn@usfca.edu
URL http://www.usfca.edu

Academic year 1996/97

Intensive English Program

Hrs/wk:	Class
B:	25
LI:	25
I:	25
A:	25

IEP note • Language lab optional

English for Specific Purposes • Business 2-3 hrs/wk, Test Preparation: TOEFL 2-3 hrs/wk, Other: Computers 2-3 hrs/wk

Terms • 15 weeks beginning August, January; 12 weeks beginning May; 3 weeks beginning January

Longest break(s) • not applicable

Average class size • 15

Program size • 150 average term

Distribution • Africa 1%; Americas 10%; Asia/Oceania 50%; Europe, Eastern 10%; Europe, Western 20%; Middle East/North Africa 8%; Other/Unknown 1%

Faculty • *Teachers*: 3 full-time, 12 part-time *Full-time teaching load*: 10 hours/week *Advanced degree ESL fields*: 3 full-time, 12 part-time

Eligibility • all applicants with secondary school certificate, minimum 17 years of age


Issues • I-20. I-20 includes academic admission conditional on meeting admissions requirements

Academic credit • not offered *May take academic courses*: if academically admissible

Tests • Institutional TOEFL

Services • academic counseling, campus orientation, conversation partners, crosscultural activities, field trips, housing assistance, international student adviser, personal/

**AMERICAN LANGUAGE INSTITUTE (ALI)
SAN DIEGO STATE UNIVERSITY
SAN DIEGO, CALIFORNIA**



FOR MORE INFORMATION, PLEASE CONTACT:
Irene Evans, American Language Institute
San Diego State University, San Diego CA 92182-1914
Telephone: (619) 594-5907 Fax: (619) 287-2735
E-mail: ali@mail.sdsu.edu
ALI Homepage: <http://mail.sdsu.edu/~ali/>

SPECIAL FEATURES

- San Diego attractions: beautiful beaches, mountains and deserts; two hours from Disneyland and Hollywood
- Located on the campus of SDSU in a residential area of San Diego
- Access to University dining halls, library, sports, etc.
- Housing options in residence halls, apartments near campus or rooms in American homes

ENGLISH FOR ACADEMIC PURPOSES

- Placement in American Universities
- Concurrent enrollment at SDSU
- Intensive TOEFL, GMAT and GRE
- Conditional Acceptance to a college or university
- Pre-MBA specialization

INTENSIVE ENGLISH COMMUNICATIONS

- Emphasis on speaking listening
- Intensive English for Managers specialization

BUSINESS SPECIAL PROGRAMS

- Business Seminar for International Executives
- Management and Business English Seminar
- Certificate Programs in Business

cultural counseling, recreational activities, visa/tax counseling

Costs • tuition \$3,918.00 15-weeks; application fee \$50.00; health insurance \$33.00 month

Housing • *Campus housing:* available *Off-campus housing:* no information provided *Room and board:* \$3,151.00 15-weeks

Board • board plan included in housing

Other information • *Established:* 1974 *Member:* AAIEP
Endorsements: TESOL standards, NAFSA principles (HE) (P + C)

**1113
UNIVERSITY OF SOUTHERN CALIFORNIA**

Language Academy

JEF-141
MC-1294
Los Angeles CA 90089-1294
Ph 213-740-0079
Fax 213-740-8549
E-mail langacad@mizar.usc.edu
URL <http://www.usc.edu/dept/uscla>

Academic year 1996/97

Intensive English Program

Hrs/wk:	Class	Lab
B:	21	2
LI:	23	
I:	23	
A:	23	

IEP note • B: 3 hours study lab; LI: includes academic course; B, LI, I, A: 2 hours practice TOEFL test optional

English for Specific Purposes • Test Preparation: GRE, TOEFL 4 hrs/wk, Other: Dental English 16 hrs/wk

Terms • 15 weeks beginning September, January; 7 weeks beginning May, July

Longest break(s) • not applicable

Average class size • 12

Program size • 85 average term

Distribution • Americas 5%; Asia/Oceania 80%; Europe, Eastern 1%; Middle East/North Africa 4%; Other/Unknown 10%

Faculty • *Teachers:* 6 full-time, 10 part-time *Full-time teaching load:* 19 hours/week *Advanced degree ESL fields:* 6 full-time, 10 part-time *Administrators:* 4 full-time, 8 part-time

Eligibility • foreign nationals

Issues • I-20, IAP-66

Academic credit • not offered *May take academic courses:* at Advanced level

Tests • locally developed tests

Services • academic counseling, crosscultural activities, field trips, personal/cultural counseling, recreational activities

Costs • tuition \$3,900.00 15-weeks, \$2,000.00 7-weeks; application fee \$50.00; health insurance \$180.00; health center \$137.00

Housing • *Campus housing:* available year-round

Off-campus housing: readily available, moderately priced *Room:* \$450.00 4-weeks

Board • board plan \$300.00 4-weeks

Other information • *Established:* 1960 *Member:* UCIEP


Endorsements: TESOL standards, NAFSA principles (HE) (P + C)

English as a Second Language

Intensive English Program

- Academic preparation
- English for personal and career purposes
- Instruction at all levels, basic to advanced
- Year-round intensive program, 15 – 25 hours per week
(*courses for students in degree programs also at USF*)
- On-campus housing

Department of English as a Second Language
University of San Francisco, Box M
2130 Fulton Street, LM 142
San Francisco, California 94117-1080 U.S.A.
415/666-6862 • 415/666-2353 FAX



1114 YOSEMITE ENGLISH SCHOOL

Intensive English Program

c/o Merced College
3600 M Street
Merced CA 95348-2898
Ph 209-722-9018
Fax 209-722-1193

Academic year 1996/97

Intensive English Program

Hrs/wk:	Class	Lab
B:	18	2
LI:	18	2
I:	18	2
A:	18	2

Terms • 16 weeks beginning September, January, May

Longest break(s) • not applicable

Average class size • 6

Program size • 13 average term

Distribution • Asia/Oceania 100%

Faculty • *Teachers:* 2 part-time *Full-time teaching load:* 18 hours/week *Advanced degree ESL fields:* 2 part-time

Administrators: 1 full-time

Eligibility • all applicants

Issues • I-20. I-20 includes academic admission conditional on meeting admissions requirements

Academic credit • not applicable *May take academic courses:* with instructor's approval

Tests • Institutional TOEFL

Services • academic counseling, academic placement, campus orientation, crosscultural activities, homestay, host

family, housing assistance, international student adviser, personal/cultural counseling, recreational activities, visa/tax counseling

Costs • tuition \$2,780.00 16-weeks; application fee \$100.00; homestay application fee \$200.00

Housing • *Campus housing:* no campus housing

Off-campus housing: readily available; assistance in locating provided

Board • no board plan

Other information • *Established:* 1993

COLORADO

1115 AMERICAN LANGUAGE ACADEMY, PUEBLO

Intensive English Program

c/o University of Southern Colorado
2200 Bonforte Boulevard
Pueblo CO 81001
Ph 719-549-2222
Fax 301-309-0202
E-mail alaco@mcimail.com

Academic year 1996/97

Intensive English Program

Hrs/wk:	Class	Lab
B:	25	3
LI:	25	3
I:	25	3
A:	25	3

IEP note • A: includes academic/professional preparation; CAI available

English for Specific Purposes • Test Preparation: TOEFL 2-4 hrs/wk

Terms • 10 weeks beginning March, June; 9 weeks beginning August, October

Longest break(s) • not applicable

Average class size • 10

Program size • 70 average term

Faculty • *Teachers:* 5 full-time, 4 part-time *Full-time teaching load:* 20 hours/week *Advanced degree ESL fields:* 3 full-time

Eligibility • foreign nationals

Issues • I-20, IAP-66

Academic credit • not applicable *May take academic courses:* at Advanced level with approval of instructor, director

Tests • Institutional TOEFL

Services • academic counseling, academic placement, campus orientation, conversation partners, crosscultural activities, field trips, homestay, host family, housing assistance, international student adviser, personal/cultural counseling, recreational activities, visa/tax counseling

Costs • tuition \$2,795.00 term; application fee \$90.00; health insurance \$100.00; student services \$165.00

Housing • *Campus housing:* available year-round *Off-campus housing:* readily available, moderately priced; assistance in locating provided *Room and board:* \$1,380.00 10-weeks

Board • board plan included in housing

Other information • *Established:* 1981 *Member:* AAIEP *Endorsements:* TESOL standards, NAFSA principles

Academic credit • 15 undergraduate degree credits for ESL *May take academic courses:* with program director's approval

Tests • Michigan tests

Services • academic counseling, academic placement, campus orientation, conversation partners, crosscultural activities, field trips, homestay, host family, housing assistance, personal/cultural counseling, recreational activities

Costs • tuition \$2,040.00 7-weeks; application fee \$35.00; activities fee \$300.00 semester; health insurance \$140.00 semester

Housing • *Campus housing:* available academic year *Off-campus housing:* readily available; assistance in locating provided *Room:* \$1,195.00 18-weeks

Board • board plan \$810.00 18-weeks

Other information • *Established:* 1990 *Endorsements:* TESOL standards (HE) (P + C)

1117

COLORADO INTERNATIONAL EDUCATION AND TRAINING INSTITUTE

Intensive English Program

PO Box 9087

Grand Junction CO 81501

Ph 970-245-7102

Fax 970-245-6553

E-mail cieti@iti2.net

URL <http://www.outfitters.com/com/aaiep/profiles/p59.htm>

Academic year 1996/97

Intensive English Program

Hrs/wk:	Class	Lab	CAI
B:	20	2	
LI:	20	2	2
I:	20	2	2
A:	20	2	2

English for Specific Purposes • Business

Terms • 16 weeks beginning August, January; 10 weeks beginning May; 8 weeks beginning March, August

Longest break(s) • not applicable

Average class size • 11

Program size • 75 average term

Distribution • Americas 33%; Asia/Oceania 33%; Europe, Eastern 1%; Europe, Western 33%

Faculty • *Teachers:* 6 full-time, 2 part-time *Full-time teaching load:* 20 hours/week *Advanced degree ESL fields:* 6 full-time, 2 part-time *Administrators:* 2 full-time, 1 part-time

Eligibility • foreign nationals

Issues • I-20. I-20 includes academic admission conditional on meeting admissions requirements

Academic credit • not applicable *May take academic courses:* at Advanced level if academically admissible with program director's approval

Tests • TOEIC

Services • academic counseling, conversation partners, field trips, homestay, host family, personal/cultural counseling, recreational activities, tutorial

Costs • tuition \$2,700.00 16-weeks; application fee \$65.00 applicable to tuition; activities fee \$212.00; health insurance \$200.00; homestay placement \$55.00

Housing • *Campus housing:* available academic year, limited summer *Off-campus housing:* readily available, moderately priced; assistance in locating provided *Room:* \$350.00 month for campus housing or homestay

Board • board plan \$350.00 month; available only with homestay

Other information • *Established:* 1986 *Member:* AAIEP *Endorsements:* TESOL standards, NAFSA principles

1116

COLORADO CHRISTIAN UNIVERSITY

Colorado Institute of English Language Studies

180 South Garrison Street
Lakewood CO 80226

Ph 303-202-0100

E-mail magrobb2@aol.com

Academic year 1996/97

Intensive English Program

Hrs/wk:	Class
B:	20
LI:	20
I:	20
A:	20

English for Specific Purposes • Business, Test Preparation: TOEFL

Terms • 7 weeks beginning August, October, January, March

Longest break(s) • not applicable

Average class size • 5

Program size • 20 average term

Distribution • Americas 25%; Asia/Oceania 75%

Faculty • *Teachers:* 1 full-time, 5 part-time *Administrators:* 2 full-time

Eligibility • foreign nationals

Issues • I-20. I-20 includes academic admission conditional on English language proficiency

1118
COLORADO STATE UNIVERSITY

Intensive English Program

101 Co-Op Units Building
Fort Collins CO 80523-1788
Ph 970-491-6616
Fax 970-491-5399
E-mail rlaupa@vines.colostate.edu
URL <http://yuma.acns.colostate.edu/~cwis85/>

Academic year 1996/97

Intensive English Program

Hrs/wk:	Class	Lab
B:	20	5
LI:	20	5
I:	20	5
A:	20	5

English for Specific Purposes • Business 5 hrs/wk, Test Preparation: TOEFL 5 hrs/wk
Terms • 7 weeks beginning August, October, January, March, May; 4 weeks beginning July
Longest break(s) • 4 weeks beginning December, 2 weeks beginning March
Average class size • 12
Program size • 80 average term
Faculty • *Teachers:* 4 full-time, 10 part-time *Full-time teaching load:* 15 hours/week *Advanced degree ESL fields:* 4 full-time, 6 part-time *Administrators:* 1 full-time
Eligibility • foreign nationals
Issues • I-20

Academic credit • not offered *May take academic courses:* at Advanced level if academically admissible
Tests • Institutional TOEFL
Services • academic counseling, academic placement, conversation partners, field trips, host family, personal/cultural counseling, recreational activities
Costs • tuition \$2,000.00; application fee \$50.00; lab fee, health center \$112.00; health insurance \$45.00-\$80.00 month; optional activities fee \$55.00 semester
Housing • *Campus housing:* available *Off-campus housing:* readily available, moderately priced; assistance in locating provided
Board • no board plan
Other information • *Established:* 1978 (HE) (P + C)▶

1119
ECONOMICS INSTITUTE

English Program

1030 Thirteenth Street
Boulder CO 80302-7306
Ph 303-938-2599
Fax 303-492-3006
E-mail econinst@colorado.edu
URL <http://www.Colorado.EDU/EconomicsInstitute>

Academic year 1996/97

Intensive English Program

Hrs/wk:	Class	Lab
B:	25	2
LI:	25	2
I:	18	2
A:	18	2

English for Specific Purposes • Business 18-22 hrs/wk, Graduate Study 18-22 hrs/wk, Marketing 6 hrs/wk, Test Preparation: GMAT, GRE, TOEFL 7 hrs/wk
Terms • 5 weeks year-round
Longest break(s) • not applicable
Average class size • 12
Program size • 100 average term, 250 summer

Distribution • Africa 10%; Americas 10%; Asia/Oceania 60%; Europe, Eastern 5%; Middle East/North Africa 15%
Faculty • *Teachers:* 15 full-time, 5 part-time *Full-time teaching load:* 13 hours/week *Advanced degree ESL fields:* 14 full-time, 4 part-time *Administrators:* 6 full-time
Eligibility • international students in economics, agricultural economics, business and computers
Issues • I-20, IAP-66
Academic credit • not applicable *May take academic courses:* at Advanced level
Tests • International, Institutional TOEFL; locally developed tests; CELT
Services • academic counseling, academic placement, conversation partners, field trips, host family, personal/cultural counseling, recreational activities
Costs • tuition \$2,400.00 5-weeks spring and fall, \$3,100.00 5-weeks summer; application fee \$100.00 applicable to tuition; health insurance \$50.00 month
Financial aid • negotiated discounts of tuition and fees based on financial need and merit
Housing • *Campus housing:* available year-round *Off-campus housing:* readily available, expensive; assistance in locating provided *Room and board:* \$500.00-\$550.00 4-weeks
Board • board plan included in housing
Other information • *Established:* 1976 *Member:* AAIEP
Endorsements: TESOL standards, NAFA principles ▶

1120
ELS LANGUAGE CENTERS, DENVER

Intensive English Program

c/o Regis University
3333 Regis Boulevard
Denver CO 80221-1099
Ph 303-480-1565
Fax 303-480-0329
E-mail den@els.com
URL <http://www.els.com>

Academic year 1995/96

Intensive English Program

Hrs/wk:	Class	Multimedia Lab
B:	25	5
LI:	25	5
I:	25	5
A:	25	5

IEP note • LI, I, A: May take special interest classes in lieu of multimedia lab
English for Specific Purposes • Business 30 hrs/wk, Test Preparation: TOEFL 30 hrs/wk
Terms • 4 weeks year-round
Longest break(s) • not applicable
Average class size • 11
Program size • 128 average term
Faculty • *Teachers:* 16 full-time, 10 part-time *Full-time teaching load:* 30 hours/week *Advanced degree ESL fields:* 16 full-time, 5 part-time *Administrators:* 4 full-time
Eligibility • all applicants
Issues • I-20, IAP-66
Academic credit • not applicable *May take academic courses:* at Advanced level
Tests • Institutional TOEFL, TOEIC, Cambridge
Services • academic counseling, academic placement, airport meeting, crosscultural activities, field trips, homestay, housing assistance, personal/cultural counseling, recreational activities, telephone card
Costs • tuition \$1,160.00 4-weeks; application fee \$100.00; health insurance \$35.00

Professional Development and Degree Preparation Programs



Situated at the foothills of the Rocky Mountains, Boulder is a safe, friendly cosmopolitan city with beautiful weather and moderate living costs.

Individualized programs combine English and subject courses in all prerequisite areas such as Mathematics, Economics, Statistics, Management/Organization, Accounting, Business Finance, and Computer and Information Science.

Professional Development Programs Professionals enhance their existing skills and gain advanced specialized training in Computer and Information Science, Advanced Management, Accounting and Economics.

Degree Preparation Programs

International students prepare for graduate degree programs in Economics, Agricultural Economics and Business in the United States. In addition, the Economics Institute offers GRE, GMAT and TOEFL preparation and assistance with university placement.

Business Communications course work in Practical Business Writing Techniques, Report Writing, Case Study Discussion Skills, Negotiation Skills, Presentation Skills, MBA Teamwork, and Decision-Making Language.

Programs vary from five weeks to one year with nine entry periods throughout the year.



Our orientation program offers interaction with American families, students and businesses through field trips, social events, and recreational activities.



ECONOMICS INSTITUTE
BOULDER, COLORADO

For information, please contact:

Economics Institute, 1005 12th Street, Rm 37, Boulder, Colorado 80302 U.S.A. • phone: (303) 938-2500
fax: (303) 492-3006 • e-mail: EconInst@Colorado.EDU • <http://www.colorado.edu/EconomicsInstitute>

BEST COPY AVAILABLE

IIE Books

**provides the most
complete information
on international study**

Use this form to order all IIE publications. Make checks payable to IIE BOOKS. Add \$4 per book for U.S. shipping and handling. Overseas add \$16 for the first book plus \$8 per each additional book. Allow 3-6 weeks for delivery. For overnight priority handling, add \$10/book. Check boxes next to titles you wish to order.

To Order IIE Books

Name _____

Title/Institution _____

Address _____

City _____

State _____ Zip _____

Telephone _____

Check (made payable to IIE Books)

Visa Mastercard

Credit card information:

Number _____

Expiration date _____

Name _____

Signature _____

For 46 years, IIE Books has been the standard reference resource on study abroad for U.S. students and adult learners. The Institute of International Education is the largest U.S. higher educational exchange agency. IIE, a not-for-profit organization, has over 650 college and university members in the U.S. and other nations.

International Exchange

**English Language and Orientation Programs
in the United States** **\$42.95**

The standard ESL resource, featuring over 1,000 programs and courses offered by accredited US higher educational institutions and language schools.

Resources on Financial Aid

**Funding for U.S. Study: A Guide for
International Students and
Professionals** **\$39.95**

Describes hundreds of grants and fellowships offered by governments, foundations, and international organizations.

Statistical Research

Open Doors 1995/96 **\$39.95**

Reports on IIE's annual census of 450,000 international students in the US. Extended analyses of student mobility worldwide putting US and international student flows in global perspective.



Fax Your Order To:

301-206-9789, or

Email: iiebooks@pmds.com

Visit IIE Books on the World Wide Web at:
www.iie.org/svcs/books.htm



IIE BOOKS

Institute of International Education

P.O. Box 371


Annapolis Junction, MD 20701-0371

Tel: 800-445-0443

BEST COPY AVAILABLE

INTENSIVE ENGLISH AND ACADEMIC PROGRAMS

INTERLINK LANGUAGE CENTERS *Committed to Student Success!*



FEATURES

- Highly motivated and serious students
- Experienced full-time faculty with master's degrees in ESL or Linguistics
- Small classes (average size: 8; maximum class size: 12)
- Strong academic preparation
- Academic, cultural, and geographic diversity
- Eight week sessions; six different starting dates during the year
- A choice of five university campuses
 - Colorado School of Mines (CSM)*
 - Indiana State University (ISU)*
 - Valparaiso University*
 - Guilford College*
 - University of North Carolina at Greensboro (UNCG)*
- English for Science and Technology (at CSM only)
- Conditional admission to and TOEFL waiver for qualified students, at selected universities
- University courses for qualified students
- Full access to university facilities and student services
- American or international roommates in the university residence halls

Academically qualified applicants are invited to send inquiries to:

INTERLINK LANGUAGE CENTERS

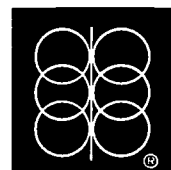
Director/E

2110 Bonvue Drive • Golden, Colorado 80401 • U.S.A.

TEL (303) 278-8337 • FAX (303) 278-4055

E-mail: INTERLINK@mines.edu

www.ilcs.com



INTERLINK
LANGUAGE CENTERS



Member of

AAIEP

*American Association of
Intensive English Programs*

ERIC
Full Text Provided by ERIC

REACH YOUR GOALS

IN ENGLISH


ON CAMPUSES IN COLORADO AND ARKANSAS



English Language Programs at
Arapahoe Community College, Littleton, Colorado

Auraria Higher Education Center, including
University of Colorado, Denver; Metro State College,
and **Community College of Denver**

University of Arkansas
Fayetteville, Arkansas



- Intensive English 25 hours a week
- Conditional admission
- Academic counseling
- TOEFL preparation
- Experienced instructors with advanced degrees
- Homestays
- Arrival assistance
- Special programs:
 - Personalized English for Executives
 - Summer Vacation English
 - English and Skiing
 - GED High School Completion
- Programs designed to meet specific needs



For information about Spring in Colorado:

**Spring International Language Center, 5900 S. Santa Fe Drive,
Littleton, Colorado 80120 U.S.A.**

Tel. (303) 797-0100 Fax (303) 797-0127 E-Mail: silc@arapahoe.edu

98

BEST COPY AVAILABLE

The Intensive English Program

at


**Colorado
State**
University

“A Great Place to Meet Your Goals”

- Year-round intensive English instruction for all levels
- Academic English preparation, university orientation and college placement counseling
- Business and Professional English; TOEFL preparation
- Small classes; individualized workshops in writing, grammar, pronunciation, and vocabulary
- Concurrent English/academic study available
- Computer-assisted language learning center with full access to the Internet
- Conversation partner program, homestays, field trips, and recreational activities

Colorado State University offers a full range of academic programs including Business, Engineering, Natural Resources/Forestry, Agriculture, Computer Information Sciences, Veterinary Medicine, and many more.

For more information, contact: Intensive English Program
Colorado State University
101 Co-Op Units Building
Fort Collins, Colorado, 80523-1788
Telephone: (970) 491-6616
FAX: (970) 491-5399
E-mail: rlaupa@vines.colostate.edu



Housing • *Campus housing*: available year-round
Off-campus housing: readily available, moderately priced; assistance in locating provided
Room and board: \$790.00
4-weeks

Board • board plan included in housing

Other information • *Established*: 1961 *Member*: AAIEP
Endorsements: TESOL standards, NAFSA principles

1121

INTERLINK LANGUAGE CENTER, GOLDEN

Intensive English Program

c/o Colorado School of Mines
1400 Illinois Street
Golden CO 80401
Ph 303-273-3516
Fax 303-273-3529
E-mail interlink@mines.edu

Academic year 1995/96

Intensive English Program

Hrs/wk:	Class
B:	23
LL:	23
I:	23
A:	23

English for Specific Purposes • Engineering 2 hrs/wk,
Graduate Study 2 hrs/wk, Science 2 hrs/wk, Test
Preparation: TOEFL 3 hrs/wk

Terms • 8 weeks beginning August, October, January,
March, May; 4 weeks beginning July

Longest break(s) • not applicable

Average class size • 8

Program size • 50 average term

Distribution • Americas 28%; Asia/Oceania 35%; Middle
East/North Africa 37%

Faculty • *Teachers*: 4 full-time, 2 part-time *Full-time
teaching load*: 23 hours/week *Advanced degree ESL fields*: 4
full-time, 2 part-time *Administrators*: 1 full-time

Eligibility • foreign nationals with secondary school
certificate

Issues • I-20, IAP-66

Academic credit • not applicable *May take academic
courses*: at Advanced level

Tests • International, Institutional TOEFL; Michigan tests;
locally developed tests

Services • academic counseling, academic placement, field
trips, homestay, host family, personal/cultural counseling,
recreational activities

Costs • tuition \$1,650.00 8-weeks; application fee \$100.00;
activities fee \$110.00; health insurance \$60.00

Housing • *Campus housing*: no campus housing

Off-campus housing: readily available, moderately priced;
assistance in locating provided
Room and board: \$1,158.00
8-weeks homestay

Board • board plan included in housing

Other information • *Established*: 1990 *Member*: AAIEP

Endorsements: TESOL standards, NAFSA principles

99

1122
SPRING INTERNATIONAL LANGUAGE CENTER, DENVER

Intensive English Program

900 Auraria Parkway
 Suite 454
 Denver CO 80204
 Ph 303-534-1616
 Fax 303-534-2424
 E-mail silcaur@aol.com

Academic year 1996/97

Intensive English Program

Hrs/wk:	Class
B:	25
LI:	25
I:	25
A:	25

Terms • 9 weeks beginning August, October, January, March, May; 5 weeks beginning September, November, February, April, June; 3 weeks beginning July

Longest break(s) • not applicable

Average class size • 12

Program size • 85 average term

Distribution • Africa 1%; Americas 15%; Asia/Oceania 55%; Europe, Western 7%; Middle East/North Africa 22%

Faculty • *Teachers*: 8 full-time, 2 part-time *Full-time teaching load*: 19 hours/week *Advanced degree ESL fields*: 10 full-time *Administrators*: 2 full-time

Eligibility • all applicants

Issues • I-20

Academic credit • not applicable *May take academic courses*: at Advanced level with program director's approval

Tests • Institutional TOEFL, Michigan tests

Services • academic counseling, academic placement, campus orientation, conversation partners, crosscultural activities, field trips, homestay, host family, housing assistance, international student adviser, personal/cultural counseling, recreational activities, visa/tax counseling

Costs • tuition \$1,995.00 9-weeks; application fee \$75.00; health insurance \$90.00

Financial aid • limited tuition scholarships

Housing • *Campus housing*: no campus housing

Off-campus housing: readily available; assistance in locating provided *Room and board*: \$425.00 4-weeks homestay

Board • board plan included in housing

Other information • *Established*: 1979 *Member*: AAIEP

Endorsements: TESOL standards, NAFSA principles

1123
SPRING INTERNATIONAL LANGUAGE CENTER, LITTLETON

Intensive English Program

c/o Arapahoe Community College
 5900 South Santa Fe Drive
 Littleton CO 80120
 Ph 303-797-0100
 Fax 303-797-0127
 E-mail silc@arapahoe.edu

Academic year 1996/97

Intensive English Program

Hrs/wk:	Class
B:	25
LI:	25
I:	25
A:	25

IEP note • Class hours include CAI; additional CAI available

English for Specific Purposes • Business 5 hrs/wk, Test Preparation: TOEFL 5 hrs/wk

Terms • 9 weeks beginning August, October, January, March, May; 5 weeks beginning September, November, February, April, June; 4 weeks beginning July

Longest break(s) • not applicable

Average class size • 12

Program size • 125 average term

Distribution • Africa 3%; Americas 25%; Asia/Oceania 37%; Europe, Eastern 3%; Europe, Western 4%; Middle East/North Africa 28%

Faculty • *Teachers*: 16 full-time, 1 part-time *Full-time teaching load*: 20 hours/week *Advanced degree ESL fields*: 14 full-time, 1 part-time *Administrators*: 3 full-time, 2 part-time

Eligibility • foreign nationals

Issues • I-20

Academic credit • not applicable *May take academic courses*: at Advanced level at Arapahoe Community College

Tests • Institutional TOEFL, Michigan tests

Services • academic counseling, academic placement, conversation partners, field trips, homestay, host family, personal/cultural counseling, recreational activities

Costs • tuition \$2,100.00 9-weeks; application fee \$75.00; health insurance \$90.00

Financial aid • partial tuition scholarships based on financial need and merit

Housing • *Campus housing*: no campus housing

Off-campus housing: readily available, moderately priced; assistance in locating provided *Room and board*: \$900.00 9-weeks homestay

Board • board plan included in housing

Other information • *Established*: 1979 *Member*: AAIEP

Endorsements: TESOL standards, NAFSA principles

1124
UNIVERSITY OF COLORADO AT BOULDER

International English Center

Campus Box 463
 Boulder CO 80309-0463
 Ph 303-492-5547
 Fax 303-492-5515
 E-mail ieccu@colorado.edu

Academic year 1996/97

Intensive English Program

Hrs/wk:	Class	Optional Language Lab
B:	25	10
LI:	25	10
I:	25	10
A:	25	10

English for Specific Purposes • Business 2 hrs/wk, Communications 2 hrs/wk, Test Preparation: unspecified test 1 hrs/wk, Other: Film Studies, Modern Issues 2 hrs/wk

Terms • 8 weeks beginning August, October, January, March, June

Longest break(s) • not applicable

Average class size • 12

Program size • 130 average term

Distribution • Americas 15%; Asia/Oceania 55%; Europe, Eastern 2%; Europe, Western 8%; Middle East/North Africa 20%

Faculty • *Teachers*: 11 full-time, 5 part-time *Full-time teaching load*: 20 hours/week *Advanced degree ESL fields*: 10 full-time, 5 part-time *Administrators*: 3 full-time, 3 part-time

Eligibility • foreign nationals with secondary school certificate, minimum 18 years of age

Issues • I-20

100

CONNECTICUT

1126 ELS LANGUAGE CENTERS, NEW HAVEN

Intensive English Program

c/o Albertus Magnus College
811-A Winchester Avenue, Weldon Hall
New Haven CT 06511-1189
Ph 203-865-4669
Fax 203-624-1318
E-mail nh@els.com
URL http://www.els.com

Academic year 1995/96
Intensive English Program

Hrs/wk:	Class	Multimedia Lab
B:	25	5
LI:	25	5
I:	25	5
A:	25	5

IEP note • LI, I, A: May take special interest classes in lieu of multimedia lab

English for Specific Purposes • Business 30 hrs/wk, Test Preparation: TOEFL 30 hrs/wk

Terms • 4 weeks year-round

Longest break(s) • not applicable

Average class size • 14

Program size • 80 average term

Faculty • *Teachers*: 8 full-time, 2 part-time *Full-time teaching load*: 30 hours/week *Advanced degree ESL fields*: 4 full-time *Administrators*: 4 full-time

Eligibility • all applicants

Issues • I-20, IAP-66

Academic credit • not applicable *May take academic courses*: at Advanced level (adult continuing education classes)

Tests • Institutional TOEFL, TOEIC, Cambridge

Services • academic counseling, academic placement, airport meeting, crosscultural activities, field trips, homestay, housing assistance, personal/cultural counseling, recreational activities, telephone card

Costs • tuition \$1,160.00 4-weeks; application fee \$100.00; health insurance \$35.00

Housing • *Campus housing*: available year-round *Off-campus housing*: readily available, moderately priced; assistance in locating provided *Room*: \$840.00 4-weeks

Board • board plan included in housing

Other information • *Established*: 1961 *Member*: AAIEP *Endorsements*: TESOL standards, NAFSA principles

1127 TEIKYO POST UNIVERSITY

Intensive English Program

English Language Institute
800 Country Club Road
Waterbury CT 06723-2540
Ph 203-596-4646
Fax 203-596-4695

Academic year 1996/97
Intensive English Program

Hrs/wk:	Class
B:	20
LI:	20
I:	20

IEP note • Summer only: B, LI, I: 25 hours classroom instruction, 5-10 hours language lab, 1 hour conversation

Academic credit • not offered *May take academic courses*: at Advanced level (1 course)

Tests • Michigan tests

Services • academic counseling, campus orientation, conversation partners, crosscultural activities, field trips, housing assistance, international student adviser, personal/cultural counseling, recreational activities, visa/tax counseling

Costs • tuition \$1,845.00 8-weeks; application fee \$75.00; health insurance \$80.00

Housing • *Campus housing*: available year-round

Off-campus housing: readily available, expensive *Room*: \$1,200.00 8-weeks

Board • board plan \$1,095.00 16-weeks, 21 meals per week

Other information • *Established*: 1975 *Member*: UCIEP *Endorsements*: TESOL standards, NAFSA principles (HE)

1125 UNIVERSITY OF DENVER

English Language Center

2300 South York Street
Denver CO 80208-0816
Ph 303-871-3075
Fax 303-871-3052
E-mail nking@du.edu

Academic year 1995/96

Intensive English Program

Hrs/wk:	Class	Lab
B:	25	3
LI:	25	3
I:	25	3
A:	25	6

English for Specific Purposes • Test Preparation: TOEFL 15 hrs/wk

Terms • 10 weeks beginning September, January, March; 9 weeks beginning June

Longest break(s) • not applicable

Average class size • 15

Program size • 100 average term

Distribution • Americas 5%; Asia/Oceania 43%; Europe, Eastern 2%; Europe, Western 5%; Middle East/North Africa 45%

Faculty • *Teachers*: 7 full-time, 7 part-time *Full-time teaching load*: 15 hours/week *Advanced degree ESL fields*: 7 full-time, 7 part-time *Administrators*: 2 full-time

Eligibility • all applicants with secondary school certificate or minimum 18 years of age

Issues • I-20

Academic credit • not offered

Tests • Michigan tests, locally developed tests

Services • academic counseling, academic placement, conversation partners, field trips, homestay, host family, personal/cultural counseling, recreational activities

Costs • tuition \$2,376.00 10-weeks; application fee \$45.00; activities fee \$20.00; health insurance \$398.00 6 months

Housing • *Campus housing*: available *Off-campus housing*: readily available, moderately priced; assistance in locating provided *Room and board*: \$1,600.00 10-weeks

Board • board plan included in housing

Other information • *Established*: 1975 *Member*: UCIEP (HE) (P + C)

Terms • 7 weeks beginning September, November, January, March; 6 weeks beginning May, June
Longest break(s) • 4 weeks beginning December
Average class size • 13
Program size • 70 average term
Distribution • Asia/Oceania 95%; Europe, Eastern 3%; Europe, Western 1%; Middle East/North Africa 1%
Faculty • *Teachers*: 3 full-time, 3 part-time *Full-time teaching load*: 20 hours/week *Advanced degree ESL fields*: 3 full-time, 3 part-time
Eligibility • foreign nationals with secondary school certificate
Issues • I-20
Academic credit • not offered *May take academic courses*: with adequate English language proficiency and sufficient TOEFL; placement by ELI staff
Tests • Institutional TOEFL
Services • academic counseling, academic placement, field trips, homestay, host family, personal/cultural counseling, recreational activities
Costs • tuition \$1,225.00 7-weeks, \$1,050.00 6-weeks; application fee \$25.00
Housing • *Campus housing*: available year-round *Off-campus housing*: difficult to find, expensive; assistance in locating provided *Room and board*: \$1,225.00 7-weeks, \$1,050.00 6-weeks
Board • board plan included in housing
Other information • *Established*: 1991 *Endorsements*: TESOL standards, NAFSA principles (HE) (P + C)

1128
UNIVERSITY OF BRIDGEPORT

English Language Institute

21 Mandeville Hall
 Bridgeport CT 06601
Ph 203-576-4860
Fax 203-576-4861
E-mail esl@cse.bridgeport.edu
URL http://www.bridgeport.edu

Academic year 1996/97
Intensive English Program

Hrs/wk:	Class	Lab
B:	25	3
LI:	25	3
I:	25	3
A:	25	3

Terms • 4 weeks beginning each month
Longest break(s) • not applicable
Average class size • 12
Program size • 80 average term
Distribution • Africa 5%; Americas 5%; Asia/Oceania 70%; Europe, Eastern 10%; Middle East/North Africa 10%
Faculty • *Teachers*: 9 full-time, 1 part-time *Full-time teaching load*: 25 hours/week *Advanced degree ESL fields*: 4 full-time, 1 part-time *Administrators*: 1 full-time
Eligibility • all applicants minimum 17 years of age
Issues • I-20. I-20 includes academic admission conditional on meeting admissions requirements
Academic credit • not offered *May take academic courses*: with program director's approval
Tests • locally developed tests
Services • academic counseling, academic placement, campus orientation, conversation partners, crosscultural activities, field trips, homestay, host family, housing assistance, international student adviser, personal/cultural counseling, recreational activities, visa/tax counseling, transcript and certificate services
Costs • tuition \$1,040.00 4-weeks; application fee \$35.00; health insurance \$42.00 up to age 25 (increases with age)

Housing • *Campus housing*: available year-round *Off-campus housing*: readily available, moderately priced; assistance in locating provided *Room*: \$395.00 4-weeks
Board • board plan \$225.00 4-weeks half board, \$450.00 full board
Other information • *Established*: 1992 *Endorsements*: TESOL standards, NAFSA principles (HE) (P + C)

1129
UNIVERSITY OF CONNECTICUT

American English Language Institute

Division of International Affairs
 843 Bolton Road, Box U-182
 Storrs CT 06269-1182
Ph 203-486-3855
Fax 203-486-2963

Academic year 1996/97
Intensive English Program

Hrs/wk:	Class
B:	25
LI:	25
I:	25
A:	25

IEP note • Language lab available
Terms • 16 weeks beginning August, January; 6 weeks beginning December, May, July
Longest break(s) • 4 weeks beginning December
Average class size • 15
Program size • 50 average term
Faculty • *Teachers*: 3 full-time, 3 part-time *Full-time teaching load*: 25 hours/week *Advanced degree ESL fields*: 2 full-time, 1 part-time
Eligibility • foreign nationals
Issues • I-20
Academic credit • not offered *May take academic courses*: with adequate English language proficiency
Tests • Institutional TOEFL, Michigan tests, CELT
Services • academic counseling, crosscultural activities, field trips, personal/cultural counseling, recreational activities
Costs • tuition \$1,995.00 16-weeks; application fee \$50.00; activities fee \$100.00; health insurance \$89.00; medical insurance \$160.00
Housing • *Campus housing*: available year-round *Off-campus housing*: readily available, moderately priced; assistance in locating provided *Room*: \$1,356.00 16-weeks
Board • board plan \$1,270.00 16-weeks
Other information • *Established*: 1990 (HE)

1130
YALE UNIVERSITY

English Language Institute

246 Church Street
 Suite 101
 New Haven CT 06510-1722
Ph 203-432-2430
Fax 203-432-2434
E-mail jan.hortas@yale.edu
URL http://www.yale.edu/summer

Academic year 1995/96
Intensive English Program

Hrs/wk:	Class	Lab	Electives
LI:	23	4	3
I:	23	4	3
A:	23		3

IEP note • A: language lab optional; special workshops optional

English for Specific Purposes • Business 20 hrs/wk, Graduate Study 20 hrs/wk, Law 20 hrs/wk, Teaching Assistants 8 hrs/wk, Test Preparation: TOEFL 3 hrs/wk, Other: American Studies 20 hrs/wk

Terms • 8 weeks beginning June; 5 weeks beginning July

Longest break(s) • not applicable

Average class size • 12

Program size • 100 average term, 250 summer

Distribution • Americas 20%; Asia/Oceania 40%; Europe, Eastern 10%; Europe, Western 30%

Faculty • *Teachers*: 15 full-time, 15 part-time *Full-time teaching load*: 15 hours/week *Advanced degree ESL fields*: 5 full-time, 15 part-time *Administrators*: 1 full-time, 1 part-time

Eligibility • foreign nationals

Issues • I-20, IAP-66

Academic credit • 6 undergraduate degree credits for ESL, 4 degree credits for 5-week program *May take academic courses*: if academically admissible; may apply for Yale's special student program

Tests • Institutional TOEFL, CELT

Services • field trips, recreational activities

Costs • tuition \$2,200.00 8-weeks, \$1,600.00 5-weeks, \$2,000.00 5-week professional and special courses; application fee \$50.00 applicable to tuition; tuition deposit \$200.00

Housing • *Campus housing*: available summer only

Off-campus housing: difficult to find *Room and board*:

\$1,976.00 8-weeks, \$1,273.00 5-weeks

Board • board plan included in housing

Other information • *Established*: 1962 *Endorsements*: TESOL standards, NAFSA principles (HE) (P + C)

DELAWARE

1131

UNIVERSITY OF DELAWARE

English Language Institute

189 West Main Street

Newark DE 19716

Ph 302-831-2674

Fax 302-831-6765

E-mail eli@mvs.udel.edu

URL <http://www.udel.edu/IntlProg/eli/1elipage.html>

Academic year 1996/97

Intensive English Program

Hrs/wk:	Class	Lab	CAI
B:	20	2	5
LI:	20	2	5
I:	20	2	5
A:	20	2	5

IEP note • 2 hours tutorial; reading lab

English for Specific Purposes • Business 20 hrs/wk, Graduate Study 20 hrs/wk, Teaching Assistants 20 hrs/wk, Test Preparation: unspecified test 6 hrs/wk

Terms • 8 weeks beginning September, October, January, March, May, July

Longest break(s) • 2 weeks beginning December, 1 week beginning May

Average class size • 11

Program size • 200 average term

Distribution • Africa 2%; Americas 15%; Asia/Oceania 50%; Europe, Eastern 2%; Middle East/North Africa 10%; Other/Unknown 21%

Faculty • *Teachers*: 12 full-time, 7 part-time *Full-time teaching load*: 20 hours/week *Advanced degree ESL fields*:

12 full-time, 7 part-time *Administrators*: 3 full-time

Eligibility • foreign nationals

Issues • I-20, IAP-66

Academic credit • 3 undergraduate degree credits for ESL replacing freshman English *May take academic courses*: with approval of instructor, program director

Tests • International, Institutional TOEFL; Michigan tests, TOEIC

Services • academic counseling, academic placement, campus orientation, conversation partners, field trips, homestay, host family, personal/cultural counseling, recreational activities

Costs • tuition \$1,560.00 8-weeks; application fee \$35.00; health insurance \$90.00

Financial aid • scholarships for tuition

Housing • *Campus housing*: available year-round

Off-campus housing: readily available, moderately priced; assistance in locating provided *Room*: \$736.00 8-weeks

Board • board plan \$537.00 8-weeks

Other information • *Established*: 1979 *Member*: UCIEP, AAIEP *Endorsements*: TESOL standards, NAFSA principles (HE)

1132

UNIVERSITY OF DELAWARE

Summer International English Institute

English Language Institute

189 West Main Street

Newark DE 19716

Ph 302-831-2674

Fax 302-831-6765

E-mail eli@mvs.udel.edu

URL <http://www.udel.edu/IntlProg/eli/1elipage.html>

Academic year 1995/96

Summer International Business Institute

English for Specific Purposes • Business 20 hrs/wk, Law 20 hrs/wk, Other: EFL Teacher Training 20 hrs/wk

Minimum English language proficiency required: TOEFL

480 *Hrs/wk*: 20 hours class, CAI, language lab, tutorial

Short-term summer program designed to develop oral and written business English communications skills and knowledge of US business, trade and marketing. Seminar topics include international marketing, joint ventures, management information systems for global markets. Focus is on the working professional.

Terms • 8 weeks beginning July

Average class size • 10

Program size • 18 average term

Distribution • Africa 5%; Americas 25%; Asia/Oceania 30%; Europe, Eastern 20%; Europe, Western 10%; Middle East/North Africa 10%

Faculty • *Teachers*: 13 full-time *Full-time teaching load*: 23

hours/week *Advanced degree ESL fields*: 13 full-time

Administrators: 1 full-time, 1 part-time

Eligibility • foreign business personnel

Issues • I-20

Academic credit • *May take academic courses*: with program director's approval

Tests • Institutional TOEFL, Michigan tests, TOEIC

Services • academic counseling, campus orientation, conversation partners, crosscultural activities, host family, tutoring

Costs • tuition \$1,980.00; application fee \$35.00; health insurance \$80.00

Financial aid • tuition scholarships

Housing • *Campus housing*: available year-round

Off-campus housing: readily available, moderately priced;

assistance in locating provided *Room and board*: \$940.00
4-weeks

Board • board plan included in housing

Other information • *Established*: 1988 *Member*: UCIEP, AAIEP *Endorsements*: TESOL standards, NAFSA principles (HE)

DISTRICT OF COLUMBIA

1133

AMERICAN UNIVERSITY

English Language Institute

4400 Massachusetts Avenue Northwest

Washington DC 20016-8031

Ph 202-885-2147

Fax 202-885-3919

E-mail eliau@american.edu

URL <http://www.american.edu>

Academic year 1996/97

Intensive English Program

Hrs/wk:	Class	Lab	Reading/ Writing Lab
B:	20	1	2
LI:	20	1	2
I:	20	1	2
A:	20	1	2

IEP note • I, A: 3 hours study skills/content area workshops

English for Specific Purposes • Business 5 hrs/wk, Test Preparation: TOEFL 5 hrs/wk

Terms • 15 weeks beginning August, January; 13 weeks beginning May; 3 weeks beginning May, June, July

Longest break(s) • 4 weeks beginning December

Average class size • 14

Program size • 180 average term

Distribution • Africa 2%; Americas 10%; Asia/Oceania 43%; Europe, Eastern 4%; Europe, Western 6%; Middle East/North Africa 24%; Other/Unknown 11%

Faculty • *Teachers*: 18 full-time, 9 part-time *Full-time teaching load*: 15 hours/week *Advanced degree ESL fields*: 18 full-time, 8 part-time *Administrators*: 3 full-time, 1 part-time

Eligibility • all applicants with secondary school certificate

Issues • I-20, IAP-66

Academic credit • 6 undergraduate degree credits for ESL replacing freshman English *May take academic courses*: with adequate English language proficiency in any one skill

Tests • Institutional TOEFL, locally developed tests

Services • academic counseling, conversation partners, personal/cultural counseling, recreational activities

Costs • tuition \$5,000.00 per session; application fee \$45.00; health insurance \$465.00 year; activities fee \$50.00 semester

Housing • *Campus housing*: available year-round

Off-campus housing: readily available, expensive; assistance in locating provided *Room*: \$2,080.00 14-weeks, \$126.00 per week in summer

Board • board plan \$1,325.00 15-weeks maximum; various plans available

Other information • *Established*: 1970 *Member*: UCIEP *Endorsements*: TESOL standards, NAFSA principles (HE) (P + C)

1134

CATHOLIC UNIVERSITY OF AMERICA

Intensive English Program

321 Pangborn Hall

Washington DC 20064

Ph 202-319-5256

Fax 202-319-4446

E-mail nemoianu@cua.edu

Academic year 1995/96

Intensive English Program

Hrs/wk:	Class	Lab
B:	21	
LI:	21	4
I:	19	4
A:	3	

Terms • 15 weeks beginning August, January; 9 weeks beginning June; 6 weeks beginning June

Longest break(s) • not applicable

Average class size • 10

Program size • 100 average term

Distribution • Africa 5%; Americas 10%; Asia/Oceania 60%; Europe, Eastern 5%; Europe, Western 10%; Middle East/North Africa 10%

Faculty • *Teachers*: 1 full-time, 10 part-time *Advanced degree ESL fields*: 1 full-time, 8 part-time *Administrators*: 1 full-time

Eligibility • all applicants

Issues • I-20

Academic credit • 2 undergraduate higher intermediate classes, both advanced level *May take academic courses*: at Higher Intermediate level, up to 3 credit hours

Tests • Institutional TOEFL, locally developed tests

Services • academic counseling, academic placement, campus orientation, field trips, personal/cultural counseling, recreational activities

Costs • tuition \$4,260.00 15-weeks; application fee \$20.00; activities fee \$225.00; placement testing fee \$35.00; health insurance \$596.00 year

Financial aid • available to US citizens

Housing • *Campus housing*: available year-round

Off-campus housing: difficult to find, expensive; assistance in locating provided *Room*: \$1,865.00 15-weeks

Board • board plan \$1,442.00 15-weeks

Other information • *Established*: 1984 *Endorsements*: TESOL standards (HE) (P + C)

1135

ELS LANGUAGE CENTERS, WASHINGTON DC

Intensive English Program

2129 South Street Northwest

Washington DC 20008

Ph 202-462-5510

Fax 202-387-4554

E-mail wdc@els.com

URL <http://www.els.com>

Academic year 1995/96

Intensive English Program

Hrs/wk:	Class	Multimedia Lab
B:	25	5
LI:	25	5
I:	25	5
A:	25	5

IEP note • LI, I, A: May take special interest classes in lieu of multimedia lab

English for Specific Purposes • Business 30 hrs/wk, Test Preparation: TOEFL 30 hrs/wk

Terms • 4 weeks year-round
Longest break(s) • not applicable
Average class size • 12
Program size • 68 average term
Faculty • *Teachers*: 10 full-time, 2 part-time *Full-time teaching load*: 30 hours/week *Advanced degree ESL fields*: 8 full-time *Administrators*: 4 full-time
Eligibility • all applicants
Issues • I-20, IAP-66
Academic credit • not applicable *May take academic courses*: at Advanced level at USDA Graduate School
Tests • Institutional TOEFL, TOEIC, Cambridge
Services • academic counseling, academic placement, airport meeting, crosscultural activities, field trips, homestay, housing assistance, personal/cultural counseling, recreational activities, telephone card
Costs • tuition \$1,160.00 4-weeks; application fee \$100.00; health insurance \$35.00
Housing • *Campus housing*: no campus housing *Off-campus housing*: readily available, expensive; assistance in locating provided
Board • board plan \$690.00 4-weeks homestay
Other information • *Established*: 1961 *Member*: AAIEP
Endorsements: TESOL standards, NAFSA principles

1136
GEORGETOWN UNIVERSITY

Division of English as a Foreign Language
 ICC 481
 PO Box 1054
 Washington DC 20057-1054
Ph 202-687-5978
Fax 202-687-1707
E-mail krumm@guvax.georgetown.edu
URL <http://www.georgetown.edu/departments/efl/deflhmpg.htm>

Academic year 1996/97

Intensive English Program

Hrs/wk:	Class	Lab	Skills Lab
B:	20	4	2
LI:	20	3	2
I:	20	3	2
A:	20	3	

IEP note • A: 2 hours lectures; B: CAI optional; LI, I, A: language lab, CAI optional
English for Specific Purposes • Business 4-5 hrs/wk
Terms • 16 weeks beginning August, January; 8 weeks beginning June
Longest break(s) • 4 weeks beginning December
Average class size • 13
Program size • 145 average term
Distribution • Africa 5%; Americas 28%; Asia/Oceania 48%; Europe, Eastern 3%; Europe, Western 6%; Middle East/North Africa 8%; Other/Unknown 2%
Faculty • *Teachers*: 15 full-time, 6 part-time *Full-time teaching load*: 15 hours/week *Advanced degree ESL fields*: 15 full-time, 6 part-time *Administrators*: 3 full-time
Eligibility • foreign nationals with secondary school certificate, minimum 17 years of age
Issues • I-20
Academic credit • 8 undergraduate degree credits for ESL replacing foreign language *May audit academic courses*
Tests • Institutional TOEFL
Services • academic counseling, academic placement, campus orientation, conversation partners, crosscultural activities, field trips, housing assistance, international student adviser, personal/cultural counseling, recreational activities, visa/tax counseling

Costs • tuition \$4,205.00 16-weeks; application fee \$35.00; health insurance \$200.00; field house \$90.00; activities fee included in tuition
Housing • *Campus housing*: limited *Off-campus housing*: readily available, expensive; assistance in locating provided
Board • board plan \$520.00-\$1,345.00 16-weeks
Other information • *Established*: 1953 *Member*: UCIEP
Endorsements: TESOL standards, NAFSA principles (HE) (P+C)

1137
INTERNATIONAL CENTER FOR LANGUAGE STUDIES, WASHINGTON DC

Intensive English Program

727 15th Street Northwest
 Suite 400
 Washington DC 20005
Ph 202-639-8800
Fax 202-783-6587
E-mail english-admin@icls.com

Academic year 1996/97

Intensive English Program

Hrs/wk:	Class
B:	20
LI:	20
I:	20
A:	20

IEP note • Language lab optional
English for Specific Purposes • Test Preparation: TOEFL 6 hrs/wk
Terms • 3 weeks beginning December; 4 weeks all other months
Longest break(s) • not applicable
Average class size • 8
Program size • 40 average term
Distribution • Africa 2%; Americas 15%; Asia/Oceania 50%; Europe, Eastern 10%; Europe, Western 8%; Middle East/North Africa 15%
Faculty • *Teachers*: 12 full-time, 6 part-time *Full-time teaching load*: 20 hours/week *Advanced degree ESL fields*: 4 full-time, 2 part-time *Administrators*: 2 full-time, 1 part-time
Eligibility • all applicants minimum 18 years of age
Issues • I-20
Academic credit • not applicable
Tests • Institutional TOEFL
Services • academic counseling, academic placement, field trips, homestay, personal/cultural counseling
Costs • tuition \$520.00 4-weeks; application fee \$30.00
Housing • *Campus housing*: no campus housing *Off-campus housing*: readily available, expensive; assistance in locating provided
Board • no board plan
Other information • *Established*: 1966

1138
INTERNATIONAL LANGUAGE INSTITUTE, WASHINGTON DC

Intensive English Program

Van Ness Center, Suite 147
 4301 Connecticut Avenue Northwest
 Washington DC 20008
Ph 202-362-2505
Fax 202-686-5603

Academic year 1996/97

Intensive English Program

Hrs/wk:	Class	Lab
B:	25	2
LI:	25	2
I:	25	2
A:	25	2

IEP note • Language lab available, unlimited use after class
English for Specific Purposes • Test Preparation: GMAT, GRE, SAT, TOEFL

Terms • 4 weeks or longer year-round

Longest break(s) • not applicable

Average class size • 9

Program size • 60 average term

Faculty • *Teachers*: 7 full-time, 5 part-time *Full-time teaching load*: 25 hours/week *Advanced degree ESL fields*: 4 full-time, 2 part-time *Administrators*: 6 full-time, 4 part-time

Eligibility • foreign nationals

Issues • I-20

Academic credit • not applicable

Tests • Michigan tests, locally developed tests

Services • academic counseling, academic placement, field trips, homestay, host family, personal/cultural counseling

Costs • tuition \$520.00 4-weeks; application fee \$50.00

Housing • *Campus housing*: no campus housing

Off-campus housing: readily available, moderately priced

Room and board: \$784.00 4-weeks homestay

Board • board plan included in housing

Other information • *Established*: 1970 *Endorsements*: TESOL standards, NAFSA principles

1139

JOHNS HOPKINS UNIVERSITY, SCHOOL OF ADVANCED INTERNATIONAL STUDIES

English for International Relations and American Studies

1619 Massachusetts Avenue Northwest

Washington DC 20036

Ph 202-663-5789

Fax 202-663-5764

E-mail dwhaley@mail.jhuwash.jhu.edu

Academic year 1995/96

Intensive English Program

Hrs/wk:	Class	Lab
I:	15	3
A:	15	3

IEP note • 4 hours lectures, seminars

English for Specific Purposes • International Relations 15 hrs/wk

Terms • 6 weeks beginning June

Longest break(s) • not applicable

Average class size • 9

Program size • 28 summer

Distribution • Africa 10%; Americas 10%; Asia/Oceania 50%; Europe, Eastern 10%; Europe, Western 10%; Middle East/North Africa 10%

Faculty • *Teachers*: 1 full-time, 2 part-time *Full-time teaching load*: 15 hours/week *Advanced degree ESL fields*: 1 full-time, 2 part-time *Administrators*: 1 full-time

Eligibility • foreign nationals, minimum TOEFL 450

Issues • I-20, IAP-66

Academic credit • 4 graduate degree credits for ESL

Tests • Institutional TOEFL

Services • academic counseling, field trips, personal/cultural counseling, guest speakers

Costs • tuition \$1,600.00; application fee \$25.00; health insurance mandatory

Housing • *Campus housing*: no campus housing

Off-campus housing: assistance in locating provided

Board • no board plan

Other information • *Established*: 1987 *Endorsements*: TESOL standards, NAFSA principles (HE)

1140

KAPLAN EDUCATIONAL CENTER, WASHINGTON DC

Access America

4201 Connecticut Avenue

Suite 302

Washington DC 20008

Ph 800-522-7770, 202-244-1456, 212-262-4980

Fax 212-957-1654

E-mail world@kaplan.com

URL http://www.kaplan.com/intl

Application contact: Kaplan Educational Centers, International Admissions, 888 Seventh Avenue, New York NY 10106

Academic year 1996/97

Intensive English Program

Hrs/wk:	Class	Lab
LI:	15	10
I:	15	10
A:	15	10

English for Specific Purposes • Business 3 hrs/wk, Graduate Study 3 hrs/wk, Law 3 hrs/wk, Medicine 3 hrs/wk, Teaching Assistants 3 hrs/wk, Test Preparation: TOEFL, TOEIC, TWE, TSE 3 hrs/wk, Other: Test preparation also for GMAT, GRE, LSAT, SAT, MCAT, USMLE, others

Terms • 4 weeks beginning each month, four 12-week cycles per year

Longest break(s) • 2 weeks beginning July, 1 week beginning December

Average class size • 10

Program size • 75 average term

Distribution • Americas 24%; Asia/Oceania 56%; Europe, Eastern 10%; Europe, Western 4%; Middle East/North Africa 6%

Faculty • *Teachers*: 4 full-time, 3 part-time *Full-time teaching load*: 15 hours/week *Advanced degree ESL fields*: 4 full-time, 3 part-time *Administrators*: 2 full-time

Eligibility • all applicants with high school diploma

Issues • I-20

Academic credit • not offered *May take academic courses*: with minimum TOEFL of 530 or 550

Tests • Institutional TOEFL, Michigan tests, TOEIC

Services • academic counseling, academic placement, campus orientation, conversation partners, crosscultural activities, field trips, homestay, housing assistance, international student adviser, personal/cultural counseling, recreational activities, visa/tax counseling, test preparation **Costs** • tuition \$2,100.00 12-weeks, includes books and materials; application fee \$200.00; application fee includes activities fee and health insurance

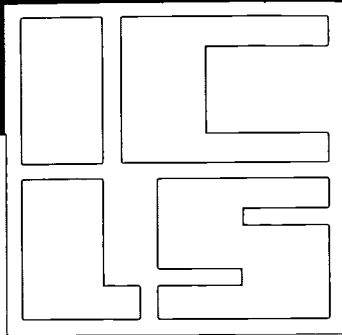
Housing • *Campus housing*: no campus housing

Off-campus housing: no information provided

Board • no board plan

Other information • *Established*: 1989 *Endorsements*: TESOL standards, NAFSA principles

INTERNATIONAL CENTER FOR LANGUAGE STUDIES



30 Years of Excellence in Language Teaching

- ◆ Intensive English Program offered year-round
- ◆ Semi-private and small group classes
- ◆ Private instruction tailored to individual needs
- ◆ Ongoing TOEFL preparation

Steps away from the White House in the heart of the Nation's Capital

Tel: 202-639-8800 Fax: 202-783-6587

E-mail: english-admin@icls.com

727 Fifteenth Street, NW Suite 400
Washington, D.C. 20005-2168

Authorized under Federal Law to enroll non-immigrant alien students

1141

LADO INTERNATIONAL COLLEGE

Intensive English Program

2233 Wisconsin Avenue Northwest
Washington DC 20007

Ph 202-223-0023

Fax 202-337-1118

E-mail lado@aol.com

Academic year 1996/97

Intensive English Program

Hrs/wk:	Class	CAI
B:	20	4
LI:	20	4
I:	20	4
A:	20	4

IEP note • 3 hours conversation/pronunciation workshops;
2-4 hours video and theater clubs, summer excursions

English for Specific Purposes • Test Preparation: TOEIC,
TOEFL

Terms • 4 or 6 weeks year-round

Longest break(s) • not applicable

Average class size • 8

Program size • 150 average term

Faculty • Teachers: 17 full-time, 10 part-time *Full-time teaching load:* 25 hours/week *Advanced degree ESL fields:* 5 full-time, 2 part-time **Administrators:** 3 full-time, 5 part-time

Eligibility • foreign nationals

Issues • I-20

Academic credit • not applicable *May take academic courses:* with adequate English language proficiency

Tests • Institutional TOEFL, TOEIC

Services • academic counseling, field trips, homestay, host family, personal/cultural counseling, recreational activities

Costs • tuition \$430.00 4-weeks; application fee \$50.00

Housing • Campus housing: no campus housing

Off-campus housing: difficult to find, moderately priced; assistance in locating provided **Room and board:** \$650.00 1-month homestay

Board • board plan included in housing

Other information • *Established:* 1979

1142

LINGUEX SCHOOL OF LANGUAGES

Intensive English Program

2639 Connecticut Avenue Northwest
2nd Floor

Washington DC 20008

Ph 202-296-1112, 202-588-5796

Fax 202-296-0353

E-mail linguex@clark.net

URL <http://www.ngen.com>

Academic year 1995/96

Intensive English Program

Hrs/wk:	Class	Lab
B:	25	5
LI:	25	5
I:	25	3
A:	25	2

English for Specific Purposes • Business 15 hrs/wk,

107

International Relations 15 hrs/wk, Test Preparation: TOEFL 15 hrs/wk
Terms • 12 weeks beginning January, April, July, October
Longest break(s) • not applicable
Average class size • 6
Program size • 30 average term
Distribution • Americas 72%; Asia/Oceania 8%; Europe, Eastern 3%; Europe, Western 17%
Faculty • *Teachers*: 6 full-time, 11 part-time *Full-time teaching load*: 25 hours/week *Advanced degree ESL fields*: 6 full-time, 11 part-time *Administrators*: 1 full-time, 1 part-time
Eligibility • all applicants
Issues • I-20
Academic credit • not applicable *May take academic courses*: with approval of academic adviser
Tests • locally developed tests
Services • academic counseling, academic placement, conversation partners, crosscultural activities, field trips, homestay, host family, recreational activities
Costs • tuition \$1,650.00 12-weeks; application fee \$50.00; registration fee \$25.00
Housing • *Campus housing*: no campus housing *Off-campus housing*: readily available, moderately priced; assistance in locating provided
Board • no board plan
Other information • *Established*: 1995 *Endorsements*: NAFAA principles

1143

MOUNT VERNON COLLEGE

Center for English Language Studies

2100 Foxhall Road Northwest
 Washington DC 20007
Ph 800-625-4682, 202-625-4504
Fax 202-625-4688

Academic year 1996/97

Intensive English Program

Hrs/wk:	Class	Lab	CAI
I:	15	2	2
A:	15	2	2

English for Specific Purposes • Business 15 hrs/wk, Graduate Study 15 hrs/wk
Terms • 15 weeks beginning September, January; 14 weeks beginning May
Longest break(s) • not applicable
Average class size • 9
Program size • 30 average term
Distribution • Americas 20%; Asia/Oceania 30%; Europe, Eastern 5%; Europe, Western 5%; Middle East/North Africa 40%
Faculty • *Teachers*: 1 full-time, 2 part-time *Full-time teaching load*: 22 hours/week *Advanced degree ESL fields*: 1 full-time, 2 part-time *Administrators*: 1 part-time
Eligibility • international students with secondary school certificate and acceptable TOEFL
Issues • I-20. I-20 includes academic admission conditional on English language proficiency
Academic credit • undergraduate and graduate degree credits for ESL replacing foreign language (variable number of credits) *May take academic courses*: with adequate English language proficiency
Tests • CELT
Services • academic counseling, academic placement, campus orientation, conversation partners, crosscultural activities, field trips, housing assistance, international student adviser, personal/cultural counseling, recreational activities, chaplain
Costs • tuition \$2,700.00 15-weeks; application fee \$35.00; activities fee \$50.00; credit course registration \$100.00

Financial aid • institutional aid available
Housing • *Campus housing*: available year-round *Off-campus housing*: readily available *Room*: \$1,980.00 15-weeks
Board • board plan \$1,620.00 15-weeks
Other information • *Established*: 1990 *Endorsements*: NAFAA principles (HE) (P + C)

1144

MOUNT VERNON COLLEGE

English for Business Purposes

2100 Foxhall Road Northwest
 Washington DC 20007
Ph 800-625-4682, 202-625-4504
Fax 202-625-4688

Academic year 1996/97

English for Business Purposes

English for Specific Purposes • Business *Minimum English language proficiency required*: Advanced level *Hrs/wk*: 15 hours class *Program designed to develop oral and written business English communication skills*.
Terms • 15 weeks beginning September, January, May
Longest break(s) • not applicable
Average class size • 9
Program size • 30 average term
Distribution • Americas 20%; Asia/Oceania 30%; Europe, Eastern 5%; Europe, Western 5%; Middle East/North Africa 40%
Faculty • *Teachers*: 1 full-time, 2 part-time *Full-time teaching load*: 22 hours/week *Advanced degree ESL fields*: 1 full-time, 2 part-time *Administrators*: 1 part-time
Eligibility • international students with secondary school certificate and acceptable TOEFL
Issues • I-20. I-20 includes academic admission conditional on English language proficiency
Academic credit • undergraduate and graduate degree credits for ESL replacing foreign language (variable number of credits) *May take academic courses*: with adequate English language proficiency
Tests • CELT
Services • academic counseling, academic placement, campus orientation, conversation partners, crosscultural activities, field trips, housing assistance, international student adviser, personal/cultural counseling, recreational activities, chaplain
Costs • tuition \$2,700.00 15-weeks; application fee \$35.00; activities fee \$50.00; credit course registration \$100.00
Financial aid • institutional aid available
Housing • *Campus housing*: available year-round *Off-campus housing*: readily available *Room*: \$1,980.00 15-weeks
Board • board plan \$1,620.00 15-weeks
Other information • *Established*: 1990 *Endorsements*: NAFAA principles (HE) (P + C)

FLORIDA

1145 AMERICAN LANGUAGE ACADEMY, LAKELAND

Intensive English Program

c/o Florida Southern College
111 Lake Hollingsworth Drive
Lakeland FL 33801-5698
Ph 941-680-4489
Fax 301-309-0202
E-mail alalkd@mcimail.com

Academic year 1996/97

Intensive English Program

Hrs/wk:	Class	Lab
B:	25	3
LI:	25	3
I:	25	3
A:	25	

IEP note • CAI available

English for Specific Purposes • Test Preparation: TOEFL 2-4 hrs/wk

Terms • 10 weeks beginning March, June; 9 weeks beginning August, October

Longest break(s) • not applicable

Average class size • 5

Program size • 25 average term

Faculty • Teachers: 3 full-time, 2 part-time *Full-time teaching load:* 20 hours/week *Advanced degree ESL fields:* 3 full-time, 1 part-time

Eligibility • foreign nationals

Issues • I-20, IAP-66

Academic credit • not applicable *May take academic courses:* at Advanced level with approval of instructor, director

Tests • Institutional TOEFL

Services • academic counseling, academic placement, campus orientation, conversation partners, crosscultural activities, field trips, homestay, host family, housing assistance, international student adviser, personal/cultural counseling, recreational activities, visa/tax counseling

Costs • tuition \$2,795.00 term; application fee \$90.00; health insurance \$100.00; student services \$225.00

Housing • *Campus housing:* available year-round *Off-campus housing:* readily available, moderately priced; assistance in locating provided *Room and board:* \$1,740.00 10-weeks

Board • board plan included in housing

Other information • *Established:* 1995 *Member:* AAIEP

Endorsements: TESOL standards, NAFSA principles

Intensive English Program

Hrs/wk:	Class	Lab
B:	25	3
LI:	25	3
I:	25	3
A:	25	3

IEP note • A: includes academic/professional preparation; CAI available

English for Specific Purposes • Test Preparation: TOEFL 25 hrs/wk

Terms • 10 weeks beginning March, June; 9 weeks beginning August, October

Longest break(s) • not applicable

Average class size • 10

Program size • 65 average term

Faculty • Teachers: 5 full-time, 4 part-time *Full-time teaching load:* 20 hours/week *Advanced degree ESL fields:* 2 full-time

Eligibility • foreign nationals

Issues • I-20, IAP-66

Academic credit • not applicable *May take academic courses:* at Advanced level with approval of instructor, director

Tests • Institutional TOEFL

Services • academic counseling, academic placement, campus orientation, conversation partners, crosscultural activities, field trips, homestay, host family, housing assistance, international student adviser, personal/cultural counseling, recreational activities, visa/tax counseling

Costs • tuition \$2,795.00 term; application fee \$90.00; health insurance \$100.00; student services \$115.00

Housing • *Campus housing:* available year-round *Off-campus housing:* readily available, moderately priced; assistance in locating provided *Room and board:* \$1,640.00 10-weeks

Board • board plan included in housing

Other information • *Established:* 1977 *Member:* AAIEP

Endorsements: TESOL standards, NAFSA principles

1147 ASPECT INTERNATIONAL LANGUAGE SCHOOL, ORLANDO

Intensive ESL Program

c/o University of Central Florida
400 Central Florida Blvd, PC620 Rm 102E
Orlando FL 32821
Ph 415-243-8190
Fax 415-243-8193

E-mail learn@aspectworld.com

Application contact: Aspect International Language Schools, 26 Third Street, San Francisco CA 94103

Academic year 1995/96

Intensive English Program

Hrs/wk:	Class	Lab
B:	18	2
LI:	18	2
I:	18	2
A:	18	2

English for Specific Purposes • Business 20 hrs/wk, Test Preparation: TOEFL, TOEIC 20 hrs/wk

Terms • 2 weeks year-round

Longest break(s) • not applicable

Average class size • 15

Program size • 120 average term

Distribution • Americas 35%; Asia/Oceania 20%; Europe, Eastern 25%; Europe, Western 10%; Middle East/North Africa 10%

1146 AMERICAN LANGUAGE ACADEMY, TAMPA

Intensive English Program

c/o University of Tampa
Box 39F, 401 West Kennedy Boulevard
Tampa FL 33606-1490
Ph 813-251-8881
Fax 301-309-0202
E-mail alaf1@mcimail.com

Academic year 1996/97

Faculty • Teachers: 2 full-time, 5 part-time *Full-time teaching load:* 20 hours/week *Advanced degree ESL fields:* 2 full-time, 4 part-time *Administrators:* 3 full-time, 3 part-time
Eligibility • foreign nationals
Issues • I-20

Academic credit • not applicable *May audit academic courses:* at Advanced level

Tests • Institutional TOEFL, Michigan tests, TOEIC

Services • academic counseling, academic placement, field trips, host family, personal/cultural counseling, recreational activities

Costs • tuition \$446.00 1-week for 24 lessons, \$486.00 1-week for 30 lessons (includes book and materials); application fee \$95.00; cancellation insurance \$50.00; health insurance \$12.00 week; airport transfer \$70.00

Housing • Campus housing: available year-round
Off-campus housing: difficult to find, moderately priced; assistance in locating provided **Room and board:** host family room and board included in tuition, additional \$25.00 per week for campus housing

Board • room and board included in tuition

Other information • Established: 1990 **Member:** AAIEP
Endorsements: NAFSA principles

1148

**CENTER FOR ENGLISH STUDIES,
 FORT LAUDERDALE**

Individual and Group Executive and Professional Programs

888 East Las Olas Boulevard
 Fort Lauderdale FL 33301

Ph 954-522-8810

Fax 954-522-6955

E-mail 102367.3046@compuserve.com

Application contact: Center for English Studies, 330 Seventh Avenue, 7th Floor, New York NY 10001

Academic year 1996/97

Individual and Group Executive and Professional Programs

English for Specific Purposes • Business, Test Preparation: TOEIC *Minimum English language proficiency required:* Intermediate to Advanced levels *Hrs/wk:* 22-34 hours class *Short-term program develops English language communication skills of business personnel.*

Terms • 1 week or longer year-round

Longest break(s) • not applicable

Average class size • 10

Program size • 20 average term

Faculty • Teachers: 3 full-time, 10 part-time *Full-time teaching load:* 25 hours/week *Advanced degree ESL fields:* 3 full-time, 10 part-time *Administrators:* 6 full-time

Eligibility • all applicants

Issues • I-20

Academic credit • not applicable

Tests • Institutional TOEFL, TOEIC

Services • academic counseling, academic placement, airport meeting, campus orientation, crosscultural activities, field trips, homestay, host family, housing assistance, international student adviser, personal/cultural counseling, recreational activities, visa/tax counseling, weekly lunches with instructor

Costs • tuition \$1,650.00 -\$2,475.00 1-week, \$3,150.00-\$4,725.00 2-weeks, \$4,650.00-\$6,975.00 3-weeks, \$1,500.00-\$2,250.00 each additional week; application fee \$100.00

Housing • Campus housing: available year-round

Off-campus housing: readily available, moderately priced; assistance in locating provided **Room:** \$550.00-\$750.00 2-weeks; \$250.00 housing deposit

Board • board plan available with homestay

Other information • Established: no information provided
Member: AAIEP *Endorsements:* NAFSA principles

1149

**CENTER FOR ENGLISH STUDIES,
 FORT LAUDERDALE**

Intensive English Program

888 East Las Olas Boulevard
 Fort Lauderdale FL 33301

Ph 954-522-8810

Fax 954-522-6955

E-mail ces_fortlauderdale@cescorp.com

URL http://www.cescorp.com

Application contact: Center for English Studies, 330 Seventh Avenue, 7th Floor, New York NY 10001

Academic year 1996/97

Intensive English Program

Hrs/wk:	Class
B:	18-25
LI:	18-25
I:	18-25
A:	18-25

IEP note • Language lab optional

English for Specific Purposes • Business 15-30 hrs/wk, Test Preparation: TOEFL, TOEIC 20 hrs/wk, Other: Teacher Training 20 hrs/wk

Terms • 2 weeks or longer year-round

Longest break(s) • not applicable

Average class size • 10

Program size • 225 average term

Faculty • Teachers: 15 full-time, 15 part-time *Full-time teaching load:* 25 hours/week *Advanced degree ESL fields:* 15 full-time, 15 part-time *Administrators:* 6 full-time

Eligibility • all applicants

Issues • I-20

Academic credit • not applicable

Tests • Institutional TOEFL, TOEIC

Services • academic counseling, academic placement, airport meeting, campus orientation, crosscultural activities, field trips, homestay, host family, housing assistance, international student adviser, personal/cultural counseling, recreational activities, visa/tax counseling

Costs • tuition \$400.00 -\$1,400.00 2-weeks depending upon program; application fee \$100.00; airport transfer \$50.00; health insurance \$50.00 per month; F-1 student visa mailing fee \$60.00

Housing • Campus housing: available year-round

Off-campus housing: readily available, moderately priced; assistance in locating provided **Room:** \$550.00-\$750.00 2-weeks; \$250.00 housing deposit

Board • board plan available with homestay

Other information • Established: 1980 **Member:** AAIEP

Endorsements: NAFSA principles

1150

**DADE COUNTY PUBLIC SCHOOLS ADULT/
 VOCATIONAL EDUCATION**

Intensive English (ESOL) Program

c/o Foreign Student Center

1080 Labaron Drive, #15

Miami Springs FL 33166

Ph 305-883-4734

Fax 305-887-8423

Academic year 1996/97

Intensive English Program

Hrs/wk:	Class
B:	25
LI:	25
I:	25
A:	25

IEP note • Language lab, CAI, TOEFL preparation available at many of Dade County's 100 Intensive English sites

English for Specific Purposes • Test Preparation: TOEFL

Terms • 15 weeks beginning September, January, May

Longest break(s) • not applicable

Average class size • 27

Program size • 600 average term

Faculty • Full-time teaching load: 25 hours/week

Eligibility • all applicants with academic admission to Applied Technology Program at host institution

Issues • I-20

Academic credit • not applicable

Tests • TABE

Services • academic counseling

Costs • No charge at beginning level, approximately \$2,600.00 per year after achieving higher level; application fee \$10.00

Housing • *Campus housing:* no campus housing

Off-campus housing: readily available, moderately priced

Board • no board plan

Other information • *Established:* 1953

1151

EF INTERNATIONAL SCHOOL OF ENGLISH, NORTH MIAMI

Intensive English Program

c/o Florida International University

3000 Northeast 145 Street, TR110

North Miami FL 33181

Ph 800-992-1892, 305-919-5612

Fax 305-947-1818

Academic year 1996/97

Intensive English Program

Hrs/wk:	Class	Lab
B:	15-20	3
LI:	15-20	3
I:	15-20	3
A:	15-20	3

English for Specific Purposes • Test Preparation: TOEFL

Terms • 38 weeks beginning September (academic year program); 2 weeks year-round (minimum enrollment)

Longest break(s) • not applicable

Average class size • 12

Program size • 120 average term, 212 summer

Faculty • *Teachers:* 6 full-time, 8 part-time *Full-time teaching load:* 25 hours/week *Advanced degree ESL fields:* 6 full-time, 4 part-time

Eligibility • foreign nationals minimum 16 years of age

Issues • I-20

Academic credit • not applicable

Tests • Institutional TOEFL

Services • academic counseling, academic placement, field trips, homestay, host family, personal/cultural counseling, recreational activities

Costs • Contact sponsor

Housing • *Campus housing:* available *Off-campus housing:* readily available *Room and board:* included in tuition

Board • room and board included in tuition

Other information • *Established:* 1985

1152

ELS LANGUAGE CENTERS, MELBOURNE

English for Aviation

c/o Florida Institute of Technology

150 West University Boulevard

Melbourne FL 32901

Ph 800-468-8978, 407-727-3990

Fax 310-410-4688

E-mail sscoby@els.com

URL http://www.els.com

Academic year 1996/97

English for Aviation

English for Specific Purposes • Aviation 30 hrs/wk

Minimum English language proficiency required:

Intermediate level *Hrs/wk:* 30 hours class *To apply, contact:*

ELS Special Programs, PO Box 4050, Culver City CA

90231-4050. Intensive program develops general purpose

English and technical, aviation-specific English language

skills. Combines 3 hours daily in the ELS Language Center's

regular program with 3 hours of private custom-designed

aviation English program. Program includes ride along

flight with instructor and student, and use of flight

simulator. Flight time can be scheduled (optional).

Terms • 2 weeks year-round

Longest break(s) • not applicable

Average class size • 12

Program size • 125 average term

Distribution • Americas 25%; Asia/Oceania 25%; Europe,

Western 25%; Middle East/North Africa 25%

Faculty • *Teachers:* 11 full-time *Full-time teaching load:* 30

hours/week *Advanced degree ESL fields:* 3 full-time

Administrators: 5 full-time

Eligibility • all applicants

Issues • I-20

Academic credit • not applicable

Tests • not applicable

Services • academic counseling, academic placement,

airport meeting, field trips, homestay, host family,

recreational activities

Costs • tuition \$2,330.00 2-weeks (approximate)

Housing • *Campus housing:* available year-round

Off-campus housing: readily available, moderately priced;

assistance in locating provided *Room and board:* \$759.00

4-weeks

Board • board plan included in housing, 19 meals per week

Other information • *Established:* 1993 *Member:* AAIEP

Endorsements: TESOL standards, NAFSA principles

1153

ELS LANGUAGE CENTERS, MELBOURNE

Intensive English Program

c/o Florida Institute of Technology

150 West University Boulevard

Melbourne FL 32901

Ph 407-727-3990

Fax 404-727-1044

E-mail mel@els.com

URL http://www.els.com

Academic year 1995/96

Intensive English Program

		Multimedia
Hrs/wk:	Class	Lab
B:	25	5
LI:	25	5
I:	25	5
A:	25	5



IEP note • LI, I, A: May take special interest classes in lieu of multimedia lab
English for Specific Purposes • Business 30 hrs/wk, Test Preparation: TOEFL 30 hrs/wk
Terms • 4 weeks year-round
Longest break(s) • not applicable
Average class size • 14
Program size • 120 average term
Faculty • *Teachers*: 12 full-time, 1 part-time *Full-time teaching load*: 30 hours/week *Advanced degree ESL fields*: 4 full-time *Administrators*: 4 full-time
Eligibility • all applicants
Issues • I-20, IAP-66
Academic credit • not applicable
Tests • Institutional TOEFL, TOEIC, Cambridge
Services • academic counseling, academic placement, airport meeting, crosscultural activities, field trips, homestay, host family, housing assistance, international student adviser, personal/cultural counseling, recreational activities, telephone card
Costs • tuition \$1,160.00 4-weeks; application fee \$100.00; health insurance \$35.00
Housing • *Campus housing*: available year-round *Off-campus housing*: readily available, moderately priced; assistance in locating provided *Room*: \$759.00 4-weeks
Board • board plan \$690.00 4-weeks homestay
Other information • *Established*: 1961 *Member*: AAIEP *Endorsements*: TESOL standards, NAFSA principles

1154

ELS LANGUAGE CENTERS, ST PETERSBURG

Intensive English Program

c/o Eckerd College
 4200 54th Avenue South
 St Petersburg FL 33711
Ph 813-864-1504
Fax 813-867-5345
E-mail spe@els.com
URL http://www.els.com

Academic year 1995/96

Intensive English Program

Hrs/wk:	Class	Multimedia Lab
B:	25	5
LI:	25	5
I:	25	5
A:	25	5

IEP note • LI, I, A: May take special interest classes in lieu of multimedia lab
English for Specific Purposes • Business 30 hrs/wk, Test Preparation: TOEFL 30 hrs/wk, Other: Teacher Training 30 hrs/wk
Terms • 4 weeks, year-round
Longest break(s) • not applicable
Average class size • 11
Program size • 215 average term
Faculty • *Teachers*: 20 full-time *Full-time teaching load*: 30 hours/week *Advanced degree ESL fields*: 2 full-time *Administrators*: 4 full-time
Eligibility • all applicants
Issues • I-20, IAP-66
Academic credit • not applicable *May take academic courses*: at Advanced level
Tests • Institutional TOEFL, TOEIC, Cambridge
Services • academic counseling, academic placement, airport meeting, crosscultural activities, field trips, homestay, housing assistance, personal/cultural counseling, recreational activities, telephone card

Costs • tuition \$1,160.00 4-weeks; application fee \$100.00; health insurance \$35.00
Housing • *Campus housing*: available year-round *Off-campus housing*: readily available, moderately priced; assistance in locating provided *Room and board*: \$799.00 4-weeks
Board • board plan included in housing
Other information • *Established*: 1961 *Member*: AAIEP *Endorsements*: TESOL standards, NAFSA principles

1155

ELS LANGUAGE CENTERS, ST PETERSBURG

Intensive English Summer School Program

c/o Eckerd College
 4200 54th Avenue South
 St Petersburg FL 33711
Ph 800-468-8978, 813-864-1504, 310-642-0988
Fax 310-410-4688
E-mail info@els.com
URL http://www.els.com
Application contact: ELS Language Centers, Special Programs, 5761 Buckingham Parkway, Culver City CA 90230

Academic year 1996/97

Intensive English Program

Hrs/wk:	Class
B:	20
LI:	20
I:	20
A:	20

Terms • 2 weeks or longer beginning July, August
Longest break(s) • not applicable
Average class size • 15
Program size • 150 average term
Distribution • Americas 20%; Asia/Oceania 25%; Europe, Eastern 5%; Europe, Western 25%; Middle East/North Africa 10%; Other/Unknown 15%
Faculty • *Teachers*: 3 part-time *Advanced degree ESL fields*: 3 part-time
Eligibility • foreign nationals
Issues • I-20
Academic credit • not applicable
Tests • not applicable
Services • field trips, recreational activities
Costs • tuition \$550.00 2-weeks, \$700.00 3-weeks, \$850.00 4-weeks, \$1,000.00 5-weeks, \$1,150.00 6-weeks, \$1,300.00 7-weeks, \$1,450.00 8-weeks
Housing • *Campus housing*: available summer only *Off-campus housing*: readily available, moderately priced; assistance in locating provided *Room and board*: \$425.00 2-weeks
Board • board plan included in housing
Other information • *Established*: 1961 *Member*: AAIEP *Endorsements*: TESOL standards, NAFSA principles

1156

FLORIDA INSTITUTE OF TECHNOLOGY

ELS Center

150 West University Boulevard
 Melbourne FL 32901-6988
Ph 800-888-4348, 407-768-8000
Fax 407-723-9468
E-mail jmarino@fit.edu
URL http://www.fit.edu

112 *Academic year 1996/97*

Intensive English Program

Hrs/wk: Class Lab
A: 20 5

Terms • 15 weeks beginning August, January; 12 weeks beginning May

Longest break(s) • 3 weeks beginning December

Average class size • 15

Program size • 100 average term

Distribution • Americas 25%; Asia/Oceania 25%; Europe, Eastern 10%; Middle East/North Africa 30%; Other/Unknown 10%

Faculty • *Teachers:* 5 full-time, 5 part-time *Full-time teaching load:* 20 hours/week *Advanced degree ESL fields:* 4 full-time *Administrators:* 1 full-time, 1 part-time

Eligibility • all applicants

Issues • I-20

Academic credit • not offered *May take academic courses:* if academically admissible

Tests • Institutional TOEFL

Services • academic counseling, conversation partners, crosscultural activities, personal/cultural counseling, recreational activities

Costs • tuition \$2,628.00 16-weeks; activities fee \$30.00; health insurance \$250.00

Housing • *Campus housing:* available academic year *Off-campus housing:* readily available, moderately priced; assistance in locating provided *Room:* \$923.00 16-weeks

Board • board plan \$1,273.00 16-weeks

Other information • *Established:* 1972 *Endorsements:* TESOL standards, NAFSA principles (HE) (P + C)

Other information • *Established:* 1978 *Member:* UCIEP, AAIEP *Endorsements:* TESOL standards, NAFSA principles (HE) (P + C)

1158

FLORIDA INTERNATIONAL UNIVERSITY

English Language Institute

University Park Campus

Miami FL 33199

Ph 305-348-2222

Fax 305-348-2959

Academic year 1996/97

Intensive English Program

Hrs/wk: Class Lab

B: 20 5

LI: 20 5

I: 20 5

A: 20 5

English for Specific Purposes • Business 25 hrs/wk, Test Preparation: TOEFL 12 hrs/wk

Terms • 14 weeks beginning September, January; 7 weeks beginning September, October, January, February; 4 weeks beginning April, August

Longest break(s) • 3 weeks beginning December

Average class size • 12

Program size • 170 average term

Distribution • Africa 2%; Americas 30%; Asia/Oceania 6%; Europe, Eastern 10%; Europe, Western 20%; Middle East/North Africa 3%; Other/Unknown 29%

Faculty • *Teachers:* 8 full-time, 15 part-time *Full-time teaching load:* 15 hours/week *Advanced degree ESL fields:* 8 full-time, 12 part-time *Administrators:* 1 full-time, 1 part-time

Eligibility • foreign nationals

Issues • I-20. I-20 includes academic admission conditional on meeting admissions requirements

Academic credit • not offered

Tests • Institutional TOEFL, Michigan tests

Services • academic counseling, academic placement, field trips, personal/cultural counseling

Costs • tuition \$3,353.00 14-weeks, \$1,400.00-1,500.00 4-weeks; application fee \$100.00 applicable to tuition; books \$100.00; activities fee and health insurance included in tuition

Housing • *Campus housing:* available *Off-campus housing:* readily available, moderately priced

Board • board plan; several plans available

Other information • *Established:* 1978 *Member:* UCIEP, AAIEP *Endorsements:* TESOL standards, NAFSA principles (HE) (P + C)

1159

FLORIDA STATE UNIVERSITY

Center for Intensive English Studies

918 West Park Avenue

Tallahassee FL 32306-2052

Ph 904-644-4797

Fax 904-644-7417

E-mail cies@mailier.fsu.edu

URL <http://www.fsu.edu/~cies>

Academic year 1996/97

Intensive English Program

Hrs/wk:	Class
B:	25
LI:	25
I:	25
A:	25

English for Specific Purposes • Graduate Study
Terms • 7 weeks beginning August, October, January, February, May, June

Longest break(s) • 3 weeks beginning December

Average class size • 10

Program size • 47 average term

Distribution • Americas 15%; Asia/Oceania 50%; Europe, Western 15%; Middle East/North Africa 20%

Faculty • *Teachers:* 1 full-time, 9 part-time *Full-time teaching load:* 20 hours/week *Advanced degree ESL fields:* 1 full-time, 9 part-time *Administrators:* 1 full-time, 1 part-time

Eligibility • foreign nationals

Issues • I-20

Academic credit • not offered

Tests • Institutional TOEFL

Services • academic counseling, conversation partners, field trips, personal/cultural counseling, recreational activities

Costs • tuition \$2,800.00 16-week semester; application fee \$75.00; health insurance \$160.00

Housing • *Campus housing:* no campus housing

Off-campus housing: readily available; assistance in locating provided

Board • board plan

Other information • *Established:* 1980 *Member:* UCIEP

Endorsements: TESOL standards, NAFSA principles (HE) (P + C)

1160

**GLOBAL LANGUAGE INSTITUTE,
WEST PALM BEACH**

Intensive English Program

c/o Northwood University
 2600 North Military Trail
 West Palm Beach FL 33409
Ph 407-478-5509
Fax 407-681-7709

Academic year 1995/96

Intensive English Program

Hrs/wk:	Class
B:	25
LI:	25
I:	25
A:	25

IEP note • Class hours include language lab

Terms • 4 weeks beginning each month

Longest break(s) • not applicable

Average class size • 12

Program size • 50 average term

Distribution • Americas 25%; Asia/Oceania 25%; Europe, Eastern 15%; Europe, Western 15%; Middle East/North Africa 20%

Faculty • *Teachers:* 4 full-time *Full-time teaching load:* 25 hours/week *Advanced degree ESL fields:* 2 full-time *Administrators:* 1 full-time

Eligibility • all applicants

Issues • I-20

Academic credit • not applicable

Tests • International, Institutional TOEFL

Services • academic counseling, academic placement, campus orientation, conversation partners, crosscultural activities, field trips, housing assistance, international student adviser, personal/cultural counseling, recreational activities

Costs • tuition \$975.00 4-weeks; application fee \$65.00; activities fee \$40.00; health insurance \$40.00

Housing • *Campus housing:* available year-round *Off-campus housing:* moderately priced *Room:* \$315.00 4-weeks

Board • board plan \$315.00 4-weeks

Other information • *Established:* 1994 *Member:* AAIEP

Endorsements: TESOL standards, NAFSA principles

1161

INTENSIVE ENGLISH INSTITUTE, MIAMI

Intensive English Program

c/o St Thomas University
 16400 Northwest 32nd Avenue
 Miami FL 33054
Ph 305-628-6587

Academic year 1996/97

Intensive English Program

Hrs/wk:	Class	Lab	Electives
B:	18	2	5
LI:	18	2	5
I:	18	2	5
A:	18	2	5

English for Specific Purposes • Business, Hotel Administration, Travel

Terms • 8 weeks beginning September, October, January, March, May, June

Longest break(s) • not applicable

Average class size • 10

Program size • 28 average term

Distribution • Americas 47%; Asia/Oceania 37%; Europe, Western 11%; Middle East/North Africa 5%

Faculty • *Teachers:* 3 full-time, 1 part-time *Full-time teaching load:* 18 hours/week *Advanced degree ESL fields:* 2 full-time *Administrators:* 1 full-time

Eligibility • all applicants

Issues • I-20. I-20 includes academic admission conditional on successful completion of English course with 3.5 GPA

Academic credit • not applicable

Tests • Institutional TOEFL, Michigan tests

Services • academic counseling, academic placement, campus orientation, conversation partners, crosscultural activities, field trips, housing assistance, international student adviser, personal/cultural counseling, recreational activities, visa/tax counseling

Costs • tuition \$1,495.00 8-weeks; application fee \$95.00; activities fee \$95.00; health insurance \$80.00

Housing • *Campus housing:* available year-round

Off-campus housing: readily available, moderately priced; assistance in locating provided *Room:* \$1,227.00 8-weeks

Board • no board plan

Other information • *Established:* 1991 *Member:* AAIEP

Endorsements: TESOL standards, NAFSA principles

1162

**INTERNATIONAL STUDENTS OF ENGLISH,
FLORIDA**

Intensive English Program

c/o Jacksonville University
 2800 University Boulevard North
 Jacksonville FL 32211-3393
Ph 904-743-7252
Fax 904-743-1319

E-mail languageservices.ip@worldlearning.org

URL http://www.WorldLearning.org/

Learn to Speak English and Play Tennis in the U.S.A / Canada

New World Language Institute/International Tennis Academy campuses are situated on the ground of international resorts providing perfect settings for individuals, families and groups to enjoy this educational experience.



The Shorewalk Vacation Village Resort in Bradenton and the Enclave in Orlando make up the Florida locations. The Shadow Mountain Resort in the foothills of the San Jacinto Mountains is the setting for the California Campus and the two newest campuses are located on the Turkish Riviera on the Aegean Sea, and at the Highland Inn in Midland, Ontario, Canada on the Georgian Bay.

Professionally-trained ESL instructors teach English using the communicative method

ensuring an enjoyable and rewarding learning experience. This approach is similar to how many individuals learn their native tongue. At NWLI/NWITA, students learn to speak, communicate and understand English before they learn to read and write English.

Classes are available on a weekly or monthly basis.

Four week courses start throughout the year.

Courses include:

- Vacation stay at Disney World or Disneyland
- Vacation stay New York City and Washington D.C.
- English & Special Activities
- Youth Camp (ages 10-18)
- Mature Adult Program (ages 50+)
- Business English
- Private High School Exchange
- Year-round Tennis Instruction

Prices begin at US \$1,940.00 for an all inclusive 4 week program.

Accommodation with a carefully selected host family or at any of our magnificent resort sites. Students and families are conveniently located near all major attractions.

Programs and rates brochures are available in Spanish, Portuguese and English.



For More Information Contact



**New World Language Institute /
International Tennis Academy**

4905 Cortez Road West
Bradenton, FL 34210

Phone: (941) 756-9417

Fax: (941) 756-9632

Web Page: www.iag.net/~vodca/nwli.html
Email: newwli@aol.com nwli@ix.net.com





THE UM ADVANTAGE

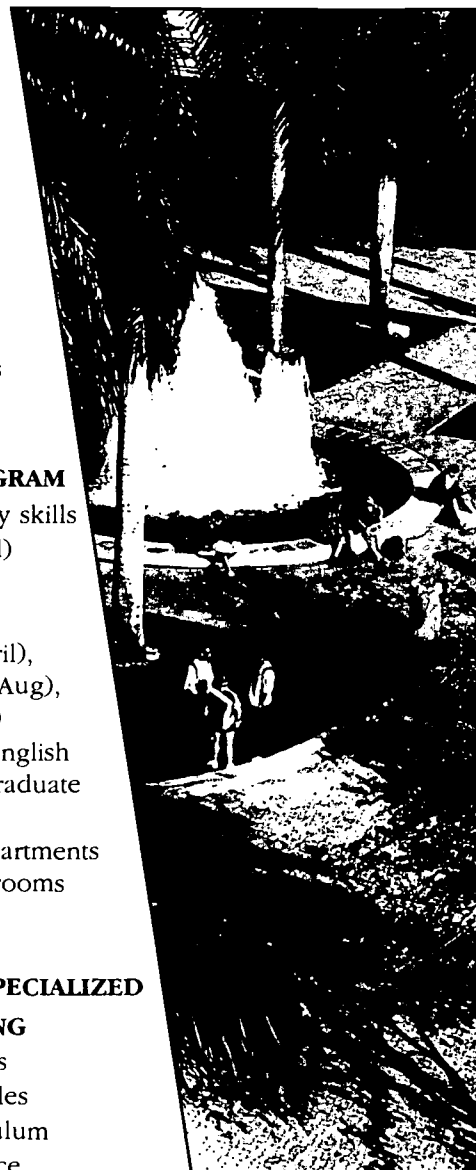
- Prestigious private university
- Internationally recognized
- Location in quiet, exclusive residential area
- Small classes
- Highly qualified and experienced faculty
- State-of-the-art language and computer labs
- Full access to all UM facilities
- Sports and cultural activities

INTENSIVE ENGLISH PROGRAM

- Academic preparation/study skills
- 4 levels (basic to advanced)
- 25 hours per week
- 14 weeks per term
- 3 terms: Spring (Jan - April), Summer (May - Aug), Fall (Aug - Dec)
- Advanced level fulfills English requirement for undergraduate admission
- Housing: Furnished apartments on campus, three bedrooms per apartment

CORPORATE AND SPECIALIZED LANGUAGE TRAINING

- Short-term programs
- Convenient schedules
- Customized curriculum
- Personalized service



FOR INFORMATION CONTACT:

University of Miami, Intensive Language Institute, P.O. Box 248005, Coral Gables, Florida 33124-1612

Tel: 305-284-2752 • Fax: 305-284-3633 • E-mail: iep@cstudies.msmail.miami.edu

Visit our web site: <http://www.miami.edu/cstudies>

UCIEP

A CONSORTIUM OF UNIVERSITY AND COLLEGE INTENSIVE ENGLISH PROGRAMS IN THE U.S.A.

- ▲ University and college administered programs throughout the United States
- ▲ Quality academic English instruction on university/college campuses
- ▲ Highly trained professional instructors
- ▲ Academic and personal advising services
- ▲ Opportunities for interaction with American students
- ▲ Access to campus facilities: libraries, computers, health centers, laboratories, recreation centers, etc.
- ▲ Participation in campus activities: field trips, concerts, lectures, athletic events, etc.

*Accredited universities and colleges with quality
INTENSIVE ENGLISH PROGRAMS!*

For More Information, please contact the UCIEP Central Office:

UCIEP
ELI
OSU
210 USDA
Stillwater, OK, USA
74078-2033



The American University
Ashland University
Boston University
Columbia University
Drexel University
Eastern Washington University
Ferris State University
Florida International University
Florida State University
George Mason University
Georgetown University
The George Washington University
Georgia Institute of Technology
Indiana University
Iowa State University
Kansas State University
Lewis and Clark College
Louisiana State University
Manhattanville College
Michigan State University
New York University
Northeastern University
Ohio State University
Ohio University
Oklahoma State University
Oregon State University
Rochester Institute of Technology
Rutgers, The State University of New Jersey
Saint Michael's College
San Diego State University
San Francisco State University
Southern Illinois University
State University of New York at Buffalo
SUNY at New Paltz
Texas International Education Consortium
The University of Alabama
University of Arizona
University of California, Davis
University of California, Irvine
University of Colorado at Boulder
University of Delaware
University of Denver
University of Florida
University of Houston
University of Illinois
The University of Iowa
University of Kansas
University of Maryland
University of Miami
University of Minnesota
University of North Carolina at Charlotte
University of North Texas
University of Oregon
University of Pennsylvania
University of Pittsburgh
University of South Carolina
University of South Florida
University of Southern California
University of Southern Mississippi
University of Tennessee at Martin
Utah State University
Wayne State University
Western Michigan University

"We Teach English to the World"

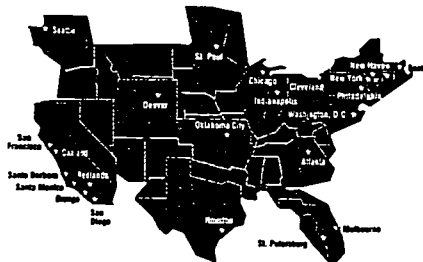
Visit Our
Web Site on the
Internet

<http://www.els.com/>



- America's largest intensive English program, with 25 USA locations — plus two schools in London
- Many locations on university campuses
- More program choices — Intensive (30 hrs./wk.), Semi-Intensive (20 hrs./wk.)
- New courses starting every 2 weeks
- More than 35 years of experience
- Over 500 U.S. universities accept completion of ELS Language Centers in place of the TOEFL
- University placement service
- Accredited by the Accrediting Council for Continuing Education & Training, an accrediting agency listed by the U.S. Secretary of Education

Choose from 25 USA Locations



ELS Language Centers

For more information and a full-color ELS Language Centers catalog, please contact:

ELS Language Centers **USA**
5761 Buckingham Parkway, Suite D
Culver City, California 90230 USA
Tel: (310) 342-4100 Fax: (310) 342-4104
E-mail: info@els.com

ELS Language Centres **UK**
3-5 Charing Cross Road
London, WC2H 0HA
Tel: 44 171 976-1066 Fax: 44 171 976-1055
E-mail: bbrownlee@els.com

Academic year 1996/97

Intensive English Program

Hrs/wk:	Class
B:	25
LI:	25
I:	25
A:	25

IEP note • I, A: 4 hours conversation/contemporary issues, English for business, TOEFL preparation optional; Two 1-hour electives offered daily, Monday-Thursday

English for Specific Purposes • Test Preparation: unspecified test 4 hrs/wk

Terms • 4 weeks year-round

Longest break(s) • 1 week beginning December

Average class size • 11

Program size • 30 average term

Distribution • Africa 1%; Americas 37%; Asia/Oceania 19%; Europe, Eastern 1%; Europe, Western 33%; Middle East/North Africa 6%; Other/Unknown 3%

Faculty • *Teachers:* 4 full-time *Full-time teaching load:* 25 hours/week *Advanced degree ESL fields:* 4 full-time *Administrators:* 3 full-time

Eligibility • all applicants minimum 16 years of age

Issues • I-20

Academic credit • not offered *May take academic courses:* evening classes at Jacksonville University

Tests • Institutional TOEFL, Michigan tests, TOEIC

Services • academic counseling, field trips, personal/cultural counseling, recreational activities, university assistance service

Costs • tuition \$1,225.00 4-weeks; application fee \$90.00; health insurance included in tuition; activities fee optional

Housing • *Campus housing:* available year-round

Off-campus housing: readily available, moderately priced; assistance in locating provided **Room and board:** \$725.00 4-weeks, \$625.00 4-weeks homestay

Board • board plan included in housing

Other information • *Established:* 1980 *Member:* AAIEP *Endorsements:* TESOL standards, NAFSA principles (HE) ▶

Program size • 75 average term

Distribution • Americas 26%; Asia/Oceania 54%; Europe, Eastern 10%; Europe, Western 6%; Middle East/North Africa 4%

Faculty • *Teachers:* 4 full-time, 3 part-time *Full-time teaching load:* 15 hours/week *Advanced degree ESL fields:* 4 full-time, 3 part-time *Administrators:* 2 full-time

Eligibility • all applicants with high school diploma

Issues • I-20

Academic credit • not offered *May take academic courses:* with minimum TOEFL of 530 or 550

Tests • Institutional TOEFL, Michigan tests, TOEIC

Services • academic counseling, academic placement, campus orientation, conversation partners, crosscultural activities, field trips, homestay, housing assistance, international student adviser, personal/cultural counseling, recreational activities, visa/tax counseling, test preparation

Costs • tuition \$2,100.00 12-weeks, includes books and materials; application fee \$200.00; application fee includes activities fee and health insurance

Housing • *Campus housing:* no campus housing

Off-campus housing: no information provided

Board • no board plan

Other information • *Established:* 1989 *Endorsements:*

TESOL standards, NAFSA principles ▶

1164

LANGUAGE EXCHANGE

Intensive and Accelerated ESOL

500 Northeast Spanish River Boulevard

Suite 12

Boca Raton FL 33431

Ph 800-223-5836, 407-368-3913

Fax 407-368-9380

URL <http://www.languageexchange.com>

Academic year 1996/97

Intensive English Program

Hrs/wk:	Class
B:	20
LI:	20
I:	20
A:	20

IEP note • Language lab optional

English for Specific Purposes • Aviation, Business, Communications, Education, Test Preparation: TOEFL, Other: Internships offered through work-study program upon request

Terms • 2 weeks or longer year-round, starting every Monday

Longest break(s) • not applicable

Average class size • 7

Program size • 75 average term

Distribution • Americas 34%; Asia/Oceania 12%; Europe, Eastern 10%; Europe, Western 32%; Middle East/North Africa 6%; Other/Unknown 6%

Faculty • *Teachers:* 4 full-time, 8 part-time *Full-time teaching load:* 35 hours/week *Advanced degree ESL fields:* 4 full-time, 3 part-time *Administrators:* 8 full-time

Eligibility • foreign nationals

Issues • I-20

Academic credit • not applicable

Tests • locally developed tests

Services • field trips, homestay, host family, recreational activities

Costs • tuition \$750.00 4-weeks; application fee \$100.00; health insurance \$45.00

Housing • *Campus housing:* no campus housing

Off-campus housing: readily available, moderately priced; assistance in locating provided

1163

KAPLAN EDUCATIONAL CENTER, MIAMI

Access America

1320 South Dixie Highway

Suite 100

Coral Gables FL 33146

Ph 800-522-7770, 305-284-0090, 212-262-4980

Fax 212-957-1654

E-mail world@kaplan.com

URL <http://www.kaplan.com/intl>

Application contact: Kaplan Educational Centers, International Admissions, 888 Seventh Avenue, New York NY 10106

Academic year 1996/97

Intensive English Program

Hrs/wk:	Class	Lab
LI:	15	10
I:	15	10
A:	15	10

English for Specific Purposes • Business 3 hrs/wk, Graduate Study 3 hrs/wk, Law 3 hrs/wk, Medicine 3 hrs/wk, Teaching Assistants 3 hrs/wk, Test Preparation: TOEFL, TOEIC, TWE, TSE 3 hrs/wk, Other: Test preparation also for GMAT, GRE, LSAT, SAT, MCAT, USMLE, others

Terms • 4 weeks beginning each month, four 12-week cycles per year

Longest break(s) • 2 weeks beginning July, 1 week beginning December

Average class size • 10

Board • no board plan
Other information • *Established:* 1989 *Endorsements:* TESOL standards, NAFSA principles

1165
LYNN UNIVERSITY

Intensive English Studies

3601 North Military Trail
 Boca Raton FL 33431-5598
Ph 407-994-0770
Fax 407-997-9541

Academic year 1996/97

Intensive English Program

Hrs/wk:	Class	Lab	CAI
B:	21	1	3
LI:	21	1	3
I:	21	1	3
A:	21	1	3

IEP note • 5-8 hours field trips; multimedia language lab
English for Specific Purposes • Test Preparation: TOEFL 5 hrs/wk

Terms • 15 weeks beginning September, January; 8 weeks beginning September, January, March, May; 4 weeks year-round

Longest break(s) • 1 week beginning November, February

Average class size • 8

Program size • 50 average term

Distribution • Americas 63%; Asia/Oceania 25%; Europe, Western 10%; Middle East/North Africa 1%; Other/Unknown 1%

Faculty • *Teachers:* 7 part-time *Full-time teaching load:* 25 hours/week *Administrators:* 2 full-time

Eligibility • foreign nationals

Issues • I-20

Academic credit • not offered *May take academic courses:* with program director's approval and TOEFL 470

Tests • Institutional TOEFL, Michigan tests, locally developed tests

Services • academic counseling, academic placement, crosscultural activities, field trips, homestay, host family, personal/cultural counseling, recreational activities, multicultural club

Costs • tuition \$6,500.00 semester, \$3,900.00 8-weeks, \$2,100.00 4-weeks; application fee \$135.00; activities fee \$20.00 4-weeks

Housing • *Campus housing:* available *Off-campus housing:* moderately priced *Room and board:* included in tuition

Board • room and board included in tuition

Other information • *Established:* 1986 *Endorsements:* NAFSA principles (HE)

1166
**NEW WORLD LANGUAGE INSTITUTE,
 BRADENTON**

Intensive English/Vacation Study Programs

4905 Cortez Road West
 Bradenton FL 34210
Ph 800-359-4412, 941-756-9417
Fax 941-756-9632

Academic year 1996/97

Intensive English Program

Hrs/wk:	Class
B:	17-18
LI:	17-18
I:	17-18
A:	17-18

English for Specific Purposes • Other: Specialized Programs upon Request

Terms • 4-44 weeks year-round

Longest break(s) • not applicable

Average class size • 8

Program size • 100 average term

Distribution • Americas 70%; Asia/Oceania 5%; Europe, Eastern 10%; Europe, Western 5%; Middle East/North Africa 10%

Faculty • *Teachers:* 3 full-time, 10 part-time *Full-time teaching load:* 18 hours/week *Advanced degree ESL fields:* 1 full-time *Administrators:* 2 full-time, 2 part-time

Eligibility • all applicants

Issues • I-20, B-2 visa

Academic credit • not applicable

Tests • locally developed tests

Services • academic counseling, academic placement, campus orientation, conversation partners, crosscultural activities, field trips, homestay, host family, housing assistance, international student adviser, personal/cultural counseling, recreational activities, visa/tax counseling, sports coordinator

Costs • tuition \$1,445.00 4-weeks; application fee \$85.00; activities fee and health insurance included in tuition

Financial aid • available

Housing • *Campus housing:* available year-round *Off-campus housing:* no information provided *Room:* \$715.00 4-weeks

Board • board plan included in tuition

Other information • *Established:* 1992 *Endorsements:* TESOL standards, NAFSA principles

1167
**NEW WORLD LANGUAGE INSTITUTE,
 ORLANDO**

Intensive English/Vacation Study Programs

6165 Carrier Drive
 International Drive
 Orlando FL 32819
Ph 800-359-4412, 941-756-9417
Fax 941-756-9632

Academic year 1996/97

Intensive English Program

Hrs/wk:	Class
B:	17-18
LI:	17-18
I:	17-18
A:	17-18

English for Specific Purposes • Other: Specialized Programs upon Request

Terms • 4-44 weeks year-round

Longest break(s) • not applicable

Average class size • 8

Program size • 20 average term

Distribution • Americas 70%; Asia/Oceania 5%; Europe, Eastern 10%; Europe, Western 5%; Middle East/North Africa 10%

Faculty • *Teachers:* 1 full-time, 5 part-time *Full-time teaching load:* 18 hours/week *Advanced degree ESL fields:* 1 full-time, 1 part-time *Administrators:* 2 full-time, 2 part-time

Eligibility • all applicants

Issues • I-20, B-2 visa

Academic credit • not applicable

Tests • locally developed tests

Services • academic counseling, academic placement, campus orientation, conversation partners, crosscultural activities, field trips, homestay, host family, housing assistance, international student adviser, personal/cultural counseling, recreational activities, visa/tax counseling, sports coordinator

Costs • tuition \$1,445.00 4-weeks; application fee \$85.00; activities fee and health insurance included in tuition

Financial aid • available

Housing • *Campus housing*: available year-round

Off-campus housing: no information provided **Room**: \$715.00 4-weeks

Board • board plan included in tuition

Other information • *Established*: 1995 *Endorsements*: TESOL standards, NAFSA principles

1169

SANTA FE COMMUNITY COLLEGE

Intensive English Program

3000 Northwest 83rd Street

Gainesville FL 32606

Ph 352-395-5261, 352-395-5049

E-mail carole.marquis@sfcc.cc.fl.us

Academic year 1995/96

Intensive English Program

Hrs/wk:	Class	Lab
B:	12	4
LI:	12	4
I:	12	4
A:	12	4

IEP note • Open lab

English for Specific Purposes • Business

Terms • 16 weeks beginning August, January; 10 weeks beginning May

Longest break(s) • not applicable

Average class size • 20

Program size • 200 average term

Distribution • Americas 10%; Asia/Oceania 20%; Europe, Western 20%; Middle East/North Africa 20%; Other/Unknown 30%

Faculty • *Teachers*: 1 full-time, 9 part-time *Full-time teaching load*: 15 hours/week *Advanced degree ESL fields*: 1 full-time, 2 part-time *Administrators*: 1 full-time, 1 part-time

Eligibility • international students planning US study

Issues • I-20. I-20 includes academic admission

Academic credit • not offered *May take academic courses*: at Advanced level

Tests • locally developed tests

Services • academic counseling, academic placement, campus orientation, crosscultural activities, field trips, international student adviser, personal/cultural counseling, recreational activities

Costs • tuition \$1,600.00 16-weeks; application fee \$75.00

Financial aid • available

Housing • *Campus housing*: no campus housing

Off-campus housing: no information provided

Board • no board plan

Other information • *Established*: 1992 *Endorsements*: NAFSA principles (HE) (P + C)

1168

SAINT THOMAS UNIVERSITY

Intensive English Institute

16400 Northwest 32nd Avenue

Miami FL 33054-9988

Ph 305-628-6587

Fax 305-628-6531

E-mail rwpp88a@prodigy.com

Academic year 1995/96

Intensive English Program

Hrs/wk:	Class	Lab
B:	20	5
LI:	20	5
I:	20	5
A:	20	5

IEP note • A: 3 hours academic courses

English for Specific Purposes • Business 2 hrs/wk, Test Preparation: TOEFL 2 hrs/wk, Other: American Studies 2 hrs/wk

Terms • 8 weeks beginning January, March, May, June, August, October

Longest break(s) • 3 weeks beginning December

Average class size • 8

Program size • 35 average term

Distribution • Americas 46%; Asia/Oceania 41%; Europe, Western 13%

Faculty • *Teachers*: 3 full-time, 1 part-time *Full-time teaching load*: 16 hours/week *Advanced degree ESL fields*: 2 full-time *Administrators*: 1 full-time

Eligibility • foreign nationals

Issues • I-20. I-20 includes academic admission conditional on meeting admissions requirements

Academic credit • *May take academic courses*: at Advanced level may take 6 credits

Tests • Institutional TOEFL, Michigan tests

Services • academic counseling, field trips, personal/cultural counseling, recreational activities

Costs • tuition \$1,495.00 8-weeks; application fee \$95.00; activities fee \$95.00; health insurance \$80.00; books \$140.00

Housing • *Campus housing*: available year-round

Off-campus housing: readily available, moderately priced; assistance in locating provided **Room and board**: \$1,227.00 8-weeks

Board • board plan included in housing

Other information • *Established*: 1980 *Member*: AAIEP *Endorsements*: TESOL standards, NAFSA principles (HE) (P + C)

1170

UNIVERSITY OF CENTRAL FLORIDA

Intensive English Program

CMMS PC 617

Orlando FL 32816

Ph 407-823-5515

Academic year 1996/97

Intensive English Program

Hrs/wk:	Class
B:	25
LI:	25
I:	25
A:	25

IEP note • Language lab, CAI optional

English for Specific Purposes • Business

Terms • 15 weeks beginning September, January, May

Longest break(s) • 3 weeks beginning December

Average class size • 15

Program size • 120 average term

Faculty • *Teachers*: 12 full-time, 7 part-time *Full-time teaching load*: 20 hours/week *Advanced degree ESL fields*: 6 full-time, 2 part-time *Administrators*: 2 full-time

Eligibility • all applicants



Issues • I-20

Academic credit • not offered *May take academic courses:* at Advanced level

Tests • Institutional TOEFL, locally developed tests

Services • academic counseling, academic placement, field trips, personal/cultural counseling, recreational activities

Costs • tuition \$1,975.00 15-weeks; application fee \$50.00; activities fee \$21.00; health insurance \$150.00; UCF health fee \$50.00

Housing • *Campus housing:* available *Off-campus housing:* readily available, moderately priced; assistance in locating provided; on-campus housing for credit students must be arranged prior to arrival

Board • board plan

Other information • *Established:* 1987 (HE) (P + C)

1171

UNIVERSITY OF FLORIDA

English Language Institute

315 NRN

Gainesville FL 32611-7051

Ph 352-392-2070

Fax 352-392-3744

E-mail eli@nervm.nerdc.ufl.edu

URL <http://www.clas.ufl.edu/eli/>

Academic year 1996/97

Intensive English Program

Hrs/wk:	Class	Lab	Conversation
B:	20		5
LI:	20	2	5
I:	20	2	5
A:	20	2	5

IEP note • 5 hours cultural orientation, activities

English for Specific Purposes • Business 5 hrs/wk, Graduate Study 20 hrs/wk, Test Preparation: TOEFL 4 hrs/wk

Terms • 14 weeks beginning September, January; 12 weeks beginning May; 9 weeks beginning October; 6 weeks beginning March, June

Longest break(s) • not applicable

Average class size • 15

Program size • 90 average term

Distribution • Americas 2%; Asia/Oceania 35%; Europe, Eastern 15%; Europe, Western 25%; Middle East/North Africa 20%; Other/Unknown 3%

Faculty • *Teachers:* 3 full-time, 2 part-time *Full-time teaching load:* 20 hours/week *Advanced degree ESL fields:* 3 full-time, 2 part-time *Administrators:* 2 full-time, 2 part-time

Eligibility • foreign nationals

Issues • I-20

Academic credit • not offered *May take academic courses:* at Advanced level after completing one semester

Tests • International, Institutional TOEFL, CELT

Services • academic counseling, field trips, personal/cultural counseling, recreational activities

Costs • tuition \$2,450.00 14-weeks; application fee \$50.00; activities fee \$100.00; health insurance \$195.00; books \$150.00

Housing • *Campus housing:* no campus housing *Off-campus housing:* readily available, moderately priced; assistance in locating provided

Board • no board plan

Other information • *Established:* 1955 *Member:* UCIEP *Endorsements:* TESOL standards, NAFSA principles (HE) (P + C)

1172

UNIVERSITY OF MIAMI

Contract Language Programs

Intensive Language Institute

PO Box 248005

Coral Gables FL 33124-1612

Ph 305-284-2752

Fax 305-284-3633

E-mail iep@cstudies.msmail.miami.edu

URL <http://www.gehon.ir.miami.edu/cstudies/ili/ili.html>

Academic year 1996/97

Contract Language Programs

English for Specific Purposes • Business *Minimum English language proficiency required:* beginning level *Hrs/wk:* tailored to client's needs *Focus on business English as used in contract preparation and negotiations.*

Terms • Flexible schedules tailored to client's needs

Longest break(s) • not applicable

Average class size • 7

Program size • 30 average term

Distribution • Americas 80%; Europe, Eastern 20%

Faculty • *Teachers:* 2 full-time, 5 part-time *Advanced degree*

ESL fields: 2 full-time, 5 part-time *Administrators:* 1 full-time

Eligibility • foreign nationals

Issues • no information provided

Academic credit • not offered

Tests • Institutional TOEFL, locally developed tests, SPEAK

Services • conversation partners, crosscultural activities, recreational activities

Costs • contact sponsor

Housing • *Campus housing:* available summer only

Off-campus housing: readily available, expensive *Room:* \$200.00 1-week

Board • board plan summer only

Other information • *Established:* 1987 *Member:* UCIEP, AAIEP *Endorsements:* TESOL standards, NAFSA principles (HE) ▶

1173

UNIVERSITY OF MIAMI

Intensive English Program

PO Box 248005

Coral Gables FL 33124-1612

Ph 305-284-2752

Fax 305-284-3633

E-mail iep@studies.msmail.miami.edu

URL <http://www.gehon.ir.miami.edu/cstudies/ili/ili.html>

Academic year 1996/97

Intensive English Program

Hrs/wk:	Class
B:	25
LI:	25
I:	25
A:	25

English for Specific Purposes • Teaching Assistants 4 hrs/wk

Terms • 14 weeks beginning August, January; 13 weeks beginning May; 6 weeks beginning May, June; 3 weeks beginning July

Longest break(s) • 4 weeks beginning December

Average class size • 12

Program size • 140 average term

Distribution • Africa 1%; Americas 43%; Asia/Oceania 23%; Europe, Eastern 1%; Europe, Western 10%; Middle East/North Africa 22%



Study English in FLORIDA

The University of West Florida English Language Center

Intensive English Program for International Students

- Pre-Academic Program
- TOEFL Preparation
- Business & Medical English
- Summer Language & Culture Program
- On-campus housing
- US College Admissions Counseling
- 1000 acre campus
- Recreational facilities

For Information and Applications:



Dr. Michael Yots, Director
International Education & Programs
University of West Florida
11000 University Parkway
Pensacola, FL 32514

Phone: (904) 474-2479
FAX: (904) 474-3360
e-mail: AYOTS@UWF.CC.UWF.EDU



Faculty • Teachers: 10 full-time, 6 part-time *Full-time teaching load:* 20 hours/week *Advanced degree ESL fields:* 10 full-time, 4 part-time **Administrators:** 3 full-time
Eligibility • foreign nationals
Issues • I-20. I-20 includes academic admission conditional on meeting admissions requirements
Academic credit • not offered *May take academic courses:* if academically admissible and minimum TOEFL
Tests • Institutional TOEFL, locally developed tests, SPEAK
Services • academic counseling, academic placement, field trips, host family, personal/cultural counseling, recreational activities
Costs • tuition \$3,500.00 14-weeks; application fee \$40.00; activities fee \$96.00; health insurance \$168.00; university fee, wellness center \$224.00
Housing • *Campus housing:* limited, available year-round *Off-campus housing:* readily available, expensive *Room:* \$2,500.00 14-weeks
Board • board plan \$3,049.00 15-weeks
Other information • *Established:* 1951 *Member:* UCIEP, AAIEP *Endorsements:* TESOL standards, NAFSA principles (HE) D

1174

UNIVERSITY OF WEST FLORIDA ENGLISH LANGUAGE CENTER

Intensive English for International Students

International Education and Programs
11000 University Parkway
Pensacola FL 32514-5750
Ph 904-474-2479
Fax 904-474-3360
E-mail ayots@uwf.cc.uwf.edu
URL http://www.uwf.edu

Academic year 1995/96

Intensive English Program

Hrs/wk:	Class	Lab
B:	20	4
LI:	20	4
I:	20	4
A:	20	4

IEP note • 3-5 hours cultural excursions

English for Specific Purposes • Business 20 hrs/wk, Medicine 20 hrs/wk

Terms • 7 weeks beginning August, October, January, March, May, July

Longest break(s) • 2 weeks beginning February, 3 weeks beginning December

Average class size • 5

Program size • 14 average term

Distribution • Americas 10%; Asia/Oceania 50%; Europe, Western 20%; Middle East/North Africa 20%

Faculty • Teachers: 2 full-time, 3 part-time *Advanced degree ESL fields:* 2 full-time, 2 part-time *Administrators:* 1 full-time, 1 part-time

Eligibility • all applicants minimum 17 years of age

Issues • I-20, IAP-66

Academic credit • not offered

Tests • Michigan tests; Practice TOEFL

Services • academic counseling, academic placement, campus orientation, conversation partners, crosscultural activities, field trips, housing assistance, international student adviser, personal/cultural counseling, recreational activities, visa/tax counseling

Costs • tuition \$1,050.00 7-weeks; application fee \$75.00; health insurance \$504.00 year

Housing • Campus housing: available year-round

Off-campus housing: readily available, moderately priced *Room:* \$1,016.00 14-weeks

Board • board plan \$1,000.00 14-weeks

Other information • *Established:* 1996 *Endorsements:* TESOL standards, NAFSA principles (HE)

1175

YAZIGI LANGUAGE STUDY CENTER

Intensive English

5500 34th Street West

Bradenton FL 34210

Ph 941-753-9957

Fax 941-753-0092

E-mail ylscusa@tesla.netline.net

Academic year 1996/97

Intensive English Program

Hrs/wk:	Class
B:	17-18
LI:	17-18
I:	17-18
A:	17-18

IEP note • 5 hours special language topics optional

English for Specific Purposes • Business, Test

Preparation: TOEFL

Terms • 4 weeks beginning August, September, October, November

Longest break(s) • not applicable

Average class size • 10

Program size • 150 average term

Distribution • Africa 1%; Americas 67%; Asia/Oceania 4%; Europe, Eastern 3%; Europe, Western 24%; Middle East/North Africa 1%

Faculty • Teachers: 3 full-time, 10 part-time *Full-time teaching load:* 25 hours/week *Advanced degree ESL fields:* 1 full-time, 6 part-time *Administrators:* 6 full-time, 4 part-time

Eligibility • all applicants

Issues • B-2 visa

Academic credit • not applicable

Tests • Institutional TOEFL

Services • academic counseling, academic placement, campus orientation, crosscultural activities, field trips, homestay, international student adviser, personal/cultural counseling, recreational activities

Costs • tuition \$990.00 4-weeks; application fee \$90.00; health insurance \$60.00; activities fee included in tuition

Housing • Campus housing: available year-round

Off-campus housing: readily available, moderately priced; assistance in locating provided *Room and board:* \$770.00 4-weeks

Board • board plan included in housing

Other information • *Established:* 1992 *Member:* AAIEP

Endorsements: TESOL standards, NAFSA principles

GEORGIA

1176

ELS LANGUAGE CENTERS, ATLANTA

Intensive English Program

3355 Lenox Road

Atlanta GA 30326

Ph 404-266-2066

Fax 404-264-0791

E-mail atl@els.com

URL <http://www.els.com>

Academic year 1995/96

Intensive English Program

Hrs/wk:	Class	Multimedia Lab
B:	25	5
LI:	25	5
I:	25	5
A:	25	5

IEP note • LI, I, A: May take special interest classes in lieu of multimedia lab

English for Specific Purposes • Business 30 hrs/wk, Test Preparation: TOEFL 30 hrs/wk

Terms • 4 weeks year-round

Longest break(s) • not applicable

Average class size • 9

Program size • 55 average term

Faculty • Teachers: 9 full-time, 3 part-time *Full-time teaching load:* 30 hours/week *Advanced degree ESL fields:* 5 full-time *Administrators:* 4 full-time

Eligibility • all applicants

Issues • I-20, IAP-66

Academic credit • not applicable *May audit academic courses:* at Advanced level

Tests • Institutional TOEFL, TOEIC, Cambridge

Services • academic counseling, academic placement, airport meeting, crosscultural activities, field trips, homestay, housing assistance, personal/cultural counseling, recreational activities, telephone card

Costs • tuition \$1,160.00 4-weeks; application fee \$100.00; health insurance \$35.00

Housing • Campus housing: no campus housing

Off-campus housing: readily available, moderately priced; assistance in locating provided

Board • no board plan

Other information • *Established:* 1961 *Member:* AAIEP *Endorsements:* TESOL standards, NAFSA principles

1177

ENGLISH LANGUAGE STUDY CENTER, TIFTON

Intensive English Program

c/o Abraham Baldwin College

ABAC 40, 2802 Moore Highway

Tifton GA 31794

Ph 912-386-7108

Fax 912-386-7109

Academic year 1995/96

Intensive English Program

Hrs/wk:	Class	Lab	CAI
B:	23	1	2
LI:	23	1	2
I:	23	1	2
A:	23	1	2

English for Specific Purposes • Test Preparation: TOEFL 1-1/2 hrs/wk

Terms • 5 weeks beginning August, September, November, January, February, March, April, June, July
Longest break(s) • not applicable
Average class size • 8
Program size • 25 average term
Distribution • Americas 40%; Asia/Oceania 40%; Europe, Eastern 20%
Faculty • *Teachers*: 2 full-time, 4 part-time *Full-time teaching load*: 23 hours/week *Advanced degree ESL fields*: 1 full-time, 1 part-time *Administrators*: 1 full-time
Eligibility • all applicants
Issues • I-20. I-20 includes academic admission conditional on English language proficiency
Academic credit • not applicable *May take academic courses*: with adequate English language proficiency (TOEFL 470)
Tests • Institutional TOEFL, Michigan tests
Services • academic counseling, academic placement, campus orientation, crosscultural activities, field trips, homestay, host family, housing assistance, international student adviser, personal/cultural counseling, recreational activities, visa/tax counseling
Costs • tuition \$775.00 5-weeks; application fee \$75.00; activities fee \$98.00; health insurance \$28.00; housing application and testing \$120.00
Housing • *Campus housing*: available year-round *Off-campus housing*: readily available, moderately priced; assistance in locating provided *Room and board*: \$90.00 1-week
Board • board plan included in housing
Other information • *Established*: 1989 *Member*: AAIEP
Endorsements: TESOL standards, NAFSA principles

1178
GEORGIA INSTITUTE OF TECHNOLOGY

Intensive English in the USA
 Continuing Education
 Language Institute
 Atlanta GA 30332-0385
Ph 404-894-2425
Fax 404-894-8755
E-mail charles.windish@conted.gatech.edu
URL <http://www.conted.gatech.edu/English/language.html>

Academic year 1996/97
Intensive English Program

Hrs/wk:	Class
B:	20
LI:	20
I:	20
A:	20

IEP note • Class hours include language lab
English for Specific Purposes • Test Preparation: TOEFL
Terms • 11 weeks beginning September, January, March, June
Longest break(s) • not applicable
Average class size • 17
Program size • 320 average term
Distribution • Africa 2%; Americas 30%; Asia/Oceania 55%; Europe, Eastern 2%; Europe, Western 3%; Middle East/North Africa 8%
Faculty • *Teachers*: 22 full-time *Full-time teaching load*: 20 hours/week *Advanced degree ESL fields*: 22 full-time *Administrators*: 4 full-time
Eligibility • foreign nationals
Issues • I-20
Academic credit • not offered *May audit academic courses*: at Advanced level
Tests • Institutional TOEFL, Michigan tests

Services • academic counseling, academic placement, homestay, host family, personal/cultural counseling, recreational activities
Costs • tuition \$1,300.00 10-weeks; application fee \$100.00; activities fee \$60.00
Housing • *Campus housing*: available year-round *Off-campus housing*: readily available, moderately priced; assistance in locating provided *Room*: \$1,200.00 10-weeks
Board • board plan
Other information • *Established*: 1958 *Member*: UCIEP (HE)

1179
GEORGIA SOUTHERN UNIVERSITY

Intensive English Program
 Southern Center for Continuing Education
 Landrum Box 8124
 Statesboro GA 30460
Ph 912-681-5555, 912-871-1747
Fax 912-681-0306
E-mail cahughes@gsaix2.cc.gasau.edu

Academic year 1995/96
Intensive English Program

Hrs/wk:	Class
B:	25
LI:	25
I:	25

Terms • 9 weeks beginning September, January, March; 8 weeks beginning June
Longest break(s) • not applicable
Average class size • 8
Program size • 25 average term
Distribution • Americas 35%; Asia/Oceania 6%; Europe, Western 5%; Other/Unknown 54%
Faculty • *Teachers*: 4 part-time *Advanced degree ESL fields*: 2 part-time *Administrators*: 1 full-time
Eligibility • international students with academic admission to host institution
Issues • I-20. I-20 includes academic admission conditional on English language proficiency
Academic credit • not offered
Tests • Michigan tests
Services • academic counseling, academic placement, campus orientation, crosscultural activities, field trips, housing assistance, international student adviser, personal/cultural counseling, recreational activities, visa/tax counseling, international club, friendship family program
Costs • tuition \$985.00 8- or 9-weeks; application fee \$100.00 applicable to tuition; activities fee \$157.00; health insurance \$126.00
Housing • *Campus housing*: available year-round *Off-campus housing*: not available *Room*: \$565.00 9-weeks
Board • board plan \$610.00 9-weeks, 3-meal, 7-day plan
Other information • *Established*: 1987 (HE) (P + C)

1180
GEORGIA SOUTHWESTERN COLLEGE

Center for Asian Studies
 800 Wheatley Street
 Americus GA 31709
Ph 912-931-2346
Fax 912-931-2335
E-mail dlee@gswrs6kl.gsw.peachnet.edu

Academic year 1995/96



Intensive English Program

Hrs/wk:	Class
B:	20
LI:	20
I:	20
A:	10-20

IEP note • B, LI, I: 1-4 hours language lab; A: 10-15 hours academic courses

English for Specific Purposes • Business 5 hrs/wk, Graduate Study 5 hrs/wk, Other: Nursing

Terms • 12 weeks beginning September, April; 11 weeks beginning March; 9 weeks beginning June

Longest break(s) • 4 weeks beginning December

Average class size • 10

Program size • 33 average term

Faculty • Teachers: 2 full-time, 3 part-time *Full-time teaching load:* 15 hours/week *Advanced degree ESL fields:* 1 full-time, 1 part-time **Administrators:** 2 full-time

Eligibility • all applicants

Issues • I-20. I-20 includes academic admission conditional on English language proficiency

Academic credit • not offered *May take academic courses:* with adequate English language proficiency

Tests • Institutional TOEFL, Michigan tests

Services • academic counseling, academic placement, crosscultural activities, field trips, homestay, housing assistance, personal/cultural counseling, recreational activities

Costs • tuition \$1,100.00 11-weeks; application fee \$50.00; activities fee \$35.00; health insurance \$156.00; airport pickup, administration \$50.00

Housing • *Campus housing:* available year-round

Off-campus housing: readily available, moderately priced

Room: \$460.00 12-weeks

Board • board plan \$440.00 12-weeks

Other information • *Established:* 1988 *Endorsements:* TESOL standards, NAFSA principles (HE) (P + C)

1181

KAPLAN EDUCATIONAL CENTER, ATLANTA

Access America

3867 Roswell Road

Atlanta GA 30342

Ph 800-522-7770, 404-365-9004, 212-262-4980

Fax 212-957-1654

E-mail world@kaplan.com

URL http://www.kaplan.com/intl

Application contact: Kaplan Educational Centers, International Admissions, 888 Seventh Avenue, New York NY 10106

Academic year 1996/97

Intensive English Program

Hrs/wk:	Class	Lab
LI:	15	10
I:	15	10
A:	15	10

English for Specific Purposes • Business 3 hrs/wk, Graduate Study 3 hrs/wk, Law 3 hrs/wk, Medicine 3 hrs/wk, Teaching Assistants 3 hrs/wk, Test Preparation: TOEFL, TOEIC, TWE, TSE 3 hrs/wk, Other: Test preparation also for GMAT, GRE, LSAT, SAT, MCAT, USMLE, others

Terms • 4 weeks beginning each month, four 12-week cycles per year

Longest break(s) • 2 weeks beginning July, 1 week beginning December

Average class size • 10

Program size • 75 average term

Distribution • Americas 26%; Asia/Oceania 54%; Europe, Eastern 10%; Europe, Western 4%; Middle East/North Africa 6%

Faculty • Teachers: 4 full-time, 3 part-time *Full-time teaching load:* 15 hours/week *Advanced degree ESL fields:* 4 full-time, 3 part-time **Administrators:** 2 full-time

Eligibility • all applicants with high school diploma

Issues • I-20

Academic credit • not offered *May take academic courses:* with minimum TOEFL of 530 or 550

Tests • Institutional TOEFL, Michigan tests, TOEIC

Services • academic counseling, academic placement, campus orientation, conversation partners, crosscultural activities, field trips, homestay, housing assistance, international student adviser, personal/cultural counseling, recreational activities, visa/tax counseling, test preparation

Costs • tuition \$2,100.00 12-weeks, includes books and materials; application fee \$200.00; application fee includes activities fee and health insurance

Housing • *Campus housing:* no campus housing

Off-campus housing: no information provided

Board • no board plan

Other information • *Established:* 1989 *Endorsements:* TESOL standards, NAFSA principles

1182

MERCER UNIVERSITY, ATLANTA

English Language Institute

3001 Mercer University Drive

Atlanta GA 30341

Ph 770-986-3375

E-mail bowman__sp@mercer.edu

Academic year 1996/97

Intensive English Program

Hrs/wk:	Class	Lab
B:	20	3
LI:	20	3
I:	20	3
A:	20	3

English for Specific Purposes • Business 5 hrs/wk

Terms • 8 weeks beginning September, October, January, March, April, July

Longest break(s) • not applicable

Average class size • 15

Program size • 150 average term

Distribution • Africa 4%; Americas 16%; Asia/Oceania 65%; Europe, Eastern 4%; Middle East/North Africa 4%; Other/Unknown 7%

Faculty • Teachers: 4 full-time, 5 part-time *Full-time teaching load:* 20 hours/week *Advanced degree ESL fields:* 4 part-time **Administrators:** 3 full-time

Eligibility • foreign nationals

Issues • I-20. I-20 includes academic admission conditional on meeting admissions requirements

Academic credit • not offered *May take academic courses:* at Advanced level if academically admissible

Tests • Institutional TOEFL

Services • academic counseling, academic placement, campus orientation, conversation partners, crosscultural activities, homestay, host family, housing assistance, international student adviser, personal/cultural counseling, visa/tax counseling

Costs • tuition \$1,250.00 8-weeks; application fee \$50.00

Housing • *Campus housing:* no campus housing

Off-campus housing: readily available, moderately priced; assistance in locating provided

Board • no board plan

Other information • *Established:* 1985 (HE) (P + C)

1183
MERCER UNIVERSITY, MACON

English Language Institute

Office of International Programs
1400 Coleman Avenue
Macon GA 31207
Ph 912-752-5340
Fax 912-752-5341

Academic year 1996/97
Intensive English Program

Hrs/wk:	Class	Lab	Library Research/ Study
LI:	20	4	
I:	20	4	
A:	15		4

Terms • 9 weeks beginning March; 8 weeks beginning August, October, December, January, May, July
Longest break(s) • 2 weeks beginning December
Average class size • 8
Program size • 8 average term
Distribution • Asia/Oceania 100%
Faculty • *Teachers*: 1 full-time *Full-time teaching load*: 20 hours/week *Advanced degree ESL fields*: 1 full-time *Administrators*: 1 full-time
Eligibility • foreign nationals planning US study, above beginning level and able to attend morning classes fulltime
Issues • I-20, IAP-66. I-20 includes academic admission conditional on meeting admissions requirements
Academic credit • *May take academic courses*: at Advanced level if academically admissible
Tests • Michigan tests
Services • academic counseling, academic placement, campus orientation, international student adviser, personal/cultural counseling, recreational activities, visa/tax counseling
Costs • tuition \$1,250.00 8-weeks; application fee \$50.00
Housing • *Campus housing*: available year-round
Off-campus housing: readily available, moderately priced
Room: \$70.00 1-week
Board • board plan \$95.00 1-weeks
Other information • *Established*: 1995 (HE) (P + C)●

Distribution • Africa 2%; Americas 27%; Asia/Oceania 57%; Europe, Eastern 3%; Europe, Western 8%; Middle East/North Africa 3%
Faculty • *Teachers*: 13 full-time, 10 part-time *Full-time teaching load*: 15 hours/week *Advanced degree ESL fields*: 3 full-time, 10 part-time *Administrators*: 1 full-time
Eligibility • foreign nationals with secondary school certificate
Issues • I-20
Academic credit • not offered *May take academic courses*: if academically admissible
Tests • International, Institutional TOEFL
Services • academic counseling, academic placement, field trips, personal/cultural counseling, recreational activities
Costs • tuition \$1,305.00 10-weeks; application fee \$15.00; activities fee \$225.00; health insurance \$125.00
Housing • *Campus housing*: available year-round
Off-campus housing: readily available, moderately priced; assistance in locating provided
Room: \$550.00 10-weeks
Board • board plan \$600.00 10-weeks
Other information • *Established*: 1980 *Endorsements*: TESOL standards, NAFSA principles (HE) (P + C)

GUAM

1185
UNIVERSITY OF GUAM

English Language Institute

UOG Station
Mangilao GU 96923
Ph 671-735-2755
Fax 671-734-3410
E-mail d2r2@uog9.uog.edu

Academic year 1996/97
Intensive English Program

Hrs/wk:	Class	Lab
LI:	22	2
I:	22	2
A:	22	2

Terms • 14 weeks beginning August, January, May
Longest break(s) • not applicable
Average class size • 15
Program size • 40 average term
Distribution • Asia/Oceania 100%
Faculty • *Teachers*: 3 full-time *Full-time teaching load*: 24 hours/week *Advanced degree ESL fields*: 3 full-time *Administrators*: 1 part-time
Eligibility • all applicants with secondary school certificate, minimum 18 years of age
Issues • I-20
Academic credit • not offered
Tests • Institutional TOEFL
Services • academic counseling, campus orientation, conversation partners, crosscultural activities, field trips, housing assistance, international student adviser, personal/cultural counseling, recreational activities, visa/tax counseling
Costs • tuition \$2,800.00 14-weeks; application fee \$52.00; university fees \$91.00; university fees include activities fee and health insurance
Housing • *Campus housing*: available year-round
Off-campus housing: readily available, expensive; assistance in locating provided
Room: \$600.00-\$1,200.00 14-weeks
Board • no board plan
Other information • *Established*: 1979 *Endorsements*: TESOL standards, NAFSA principles (HE) (P + C)

1184
UNIVERSITY OF GEORGIA

American Language Program

Georgia Center for Continuing Education
Athens GA 30602
Ph 706-542-4095
Fax 706-542-8013
E-mail alp@uga.cc.uga.edu
URL <http://www.gactr.uga.edu/ALP/ALP.html>

Academic year 1995/96
Intensive English Program

Hrs/wk:	Class	Lab
B:	20	5
LI:	20	5
I:	20	3
A:	20	3

English for Specific Purposes • Teaching Assistants 5 hrs/wk, Test Preparation: TOEFL (Advanced) 5 hrs/wk
Terms • 10 weeks beginning September, January, March; 8 weeks beginning June
Longest break(s) • not applicable
Average class size • 15
Program size • 175 average term

HAWAII

1186

HAWAII PACIFIC UNIVERSITY

English Foundations Program

1188 Fort Street Mall
Honolulu HI 96813-2784
Ph 808-544-0275
Fax 808-544-1142
E-mail eklein@hpu.edu
URL <http://www.hpu.edu>

Academic year 1996/97

Intensive English Program

Hrs/wk:	Class	Lab	Tutorial
B:	15-18	5	1
LI:	15-18	5	1
I:	15-18	5	1
A:	15-18	5	1

English for Specific Purposes • Business 3 hrs/wk, Graduate Study 9 hrs/wk

Terms • 15 weeks beginning September, January; 6 weeks beginning May, June; 5 weeks beginning December; 4 weeks beginning August

Longest break(s) • 1 week beginning March

Average class size • 19

Program size • 650 average term

Distribution • Americas 2%; Asia/Oceania 88%; Europe, Eastern 1%; Europe, Western 5%; Middle East/North Africa 1%; Other/Unknown 3%

Faculty • *Teachers*: 25 full-time, 37 part-time *Full-time teaching load*: 12 hours/week *Advanced degree ESL fields*: 25 full-time, 21 part-time *Administrators*: 2 full-time, 1 part-time

Eligibility • international students planning US study

Issues • I-20. I-20 includes academic admission conditional on English language proficiency

Academic credit • 12 undergraduate degree credits for ESL replacing foreign language or replacing electives *May take academic courses*: at Advanced level

Tests • locally developed tests

Services • academic counseling, academic placement, campus orientation, conversation partners, crosscultural activities, field trips, homestay, housing assistance, personal/cultural counseling, recreational activities, visa/tax counseling

Costs • tuition \$3,550.00 15-weeks; application fee \$50.00; health insurance \$245.00 -\$427.00 depending on plan; activities fee included in tuition

Housing • *Campus housing*: available academic year *Off-campus housing*: readily available, moderately priced; assistance in locating provided *Room and board*: \$3,655.00 15-weeks

Board • board plan included in housing

Other information • *Established*: 1974 *Endorsements*: TESOL standards (HE) (P + C)▶

1187

UNIVERSITY OF HAWAII AT MANOA

Hawaii English Language Program (HELP)

English as a Second Language Department
1395 Lower Campus Road, MC 13-1
Honolulu HI 96822
Ph 808-956-6636
Fax 808-956-3364
E-mail mhammond@hawaii.edu
URL <http://www.lll.hawaii.edu/esl/help/>

Academic year 1996/97

Intensive English Program

Hrs/wk:	Class	CAI and Multimedia Lab
B:	16	2
LI:	16	2
I:	16	2
A:	16	2

IEP note • Language lab available

English for Specific Purposes • Business 4 hrs/wk, Communications 4 hrs/wk, Test Preparation: TOEFL 4-16 hrs/wk

Terms • 10 weeks beginning October, January, April, July; 4 weeks beginning October, January, April, July

Longest break(s) • not applicable

Average class size • 12

Program size • 140 average term

Distribution • Africa 1%; Americas 1%; Asia/Oceania 94%; Europe, Eastern 1%; Europe, Western 2%; Middle East/North Africa 1%

Faculty • *Teachers*: 12 full-time *Full-time teaching load*: 14 hours/week *Advanced degree ESL fields*: 12 full-time *Administrators*: 2 full-time, 1 part-time

Eligibility • foreign nationals

Issues • I-20

Academic credit • not offered *May take academic courses*: if academically admissible or participating in scholar exchange and/or bridge program

Tests • Institutional TOEFL, locally developed tests

Services • academic counseling, field trips, computer workshops

Costs • tuition \$1,225.00 10-weeks; application fee \$90.00; activities fee \$75.00; health insurance \$154.00; campus health center \$30.00

Housing • *Campus housing*: no campus housing

Off-campus housing: readily available; assistance in locating provided

Board • no board plan

Other information • *Established*: 1971 (HE)

1188

UNIVERSITY OF HAWAII AT MANOA

New Intensive Courses in English (NICE)

2500 Dole Street
Krauss 102
Honolulu HI 96822
Ph 808-956-7753
Fax 808-956-3421
E-mail jensing@mail.summer.hawaii.edu
URL <http://www.summer.hawaii.edu>

Academic year 1996/97

Intensive English Program

Hrs/wk:	Class	Lab
B:	20	2
LI:	20	2
I:	20	2
A:	20	2

English for Specific Purposes • Business 5 hrs/wk

Terms • 10 weeks beginning January, April, July, October; 4 weeks beginning July

Longest break(s) • not applicable

Average class size • 12

Program size • 150 average term

Distribution • Americas 3%; Asia/Oceania 95%; Europe, Western 2%

Faculty • *Teachers*: 10 full-time *Full-time teaching load*: 20 hours/week *Advanced degree ESL fields*: 7 full-time

Administrators: 2 full-time

Eligibility • foreign nationals

Issues • I-20

Academic credit • not offered *May take academic courses:* if academically admissible

Tests • locally developed tests

Services • academic counseling, conversation partners, field trips, personal/cultural counseling, recreational activities

Costs • tuition \$1,250.00 10-weeks; application fee \$75.00 applicable to tuition; health insurance \$51.00 month

Housing • *Campus housing:* no campus housing
Off-campus housing: readily available, moderately priced; assistance in locating provided

Board • no board plan

Other information • *Established:* 1975 *Endorsements:* NAFAA principles (HE)

1189

UNIVERSITY OF HAWAII, HAWAII COMMUNITY COLLEGE

Intensive English Program

Special Programs

200 West Kawili Street

Hilo HI 96720-4091

Ph 808-933-3531

Fax 808-933-3487

E-mail hawcc_iep_@hawaii.edu

Academic year 1996/97

Intensive English Program

Hrs/wk:	Class	Lab
B:	20	1
LI:	20	1
I:	20	1
A:	20	1

IEP note • Optional grammar lab

English for Specific Purposes • Test Preparation: TOEFL 3 hrs/wk

Terms • 10 weeks beginning October, January, March, June

Longest break(s) • not applicable

Average class size • 10

Program size • 30 average term

Distribution • Americas 10%; Asia/Oceania 63%; Europe, Western 27%

Faculty • *Teachers:* 3 full-time, 2 part-time *Full-time teaching load:* 15 hours/week *Advanced degree ESL fields:* 3 full-time, 2 part-time *Administrators:* 1 full-time

Eligibility • all applicants with secondary school certificate, minimum 18 years of age

Issues • I-20

Academic credit • not offered *May take academic courses:* if academically admissible

Tests • Institutional TOEFL, Michigan tests

Services • academic counseling, academic placement, campus orientation, conversation partners, crosscultural activities, field trips, homestay, housing assistance, international student adviser, personal/cultural counseling, recreational activities, visa/tax counseling, Hawaiian culture class

Costs • tuition \$2,200.00 10-weeks; application fee \$75.00; books \$120.00

Housing • *Campus housing:* no campus housing
Off-campus housing: readily available, moderately priced; assistance in locating provided

Board • no board plan

Other information • *Established:* 1988 *Endorsements:* TESOL standards, NAFAA principles (HE) (P + C)

IDAHO

1190

INTENSIVE ENGLISH INSTITUTE, LEWISTON

Intensive English Program

c/o Lewis Clark State College

Lewiston ID 83501-2698

Ph 208-799-2321

Fax 208-799-2824

Academic year 1995/96

Intensive English Program

Hrs/wk:	Class	Lab
B:	20	2
LI:	20	2
I:	22	2
A:	22	2

English for Specific Purposes • Test Preparation: TOEFL 2 hrs/wk, Other: Computers 2 hrs/wk

Terms • 8 weeks beginning September, October, January, March, May, June

Longest break(s) • not applicable

Average class size • 12

Program size • 100 average term

Distribution • Africa 5%; Americas 10%; Asia/Oceania 75%; Middle East/North Africa 10%

Faculty • *Teachers:* 7 full-time, 7 part-time *Full-time teaching load:* 22 hours/week *Advanced degree ESL fields:* 7 full-time, 2 part-time *Administrators:* 1 full-time, 2 part-time

Eligibility • all applicants

Issues • I-20

Academic credit • not applicable *May take academic courses:* with program director's approval or TOEFL 480

Tests • International, Institutional TOEFL; Michigan tests

Services • academic counseling, academic placement, field trips, homestay, host family, personal/cultural counseling, recreational activities, tutorial

Costs • tuition \$1,395.00 8-weeks; application fee \$95.00; activities fee \$146.00; health insurance \$80.00

Housing • *Campus housing:* available year-round

Off-campus housing: readily available, moderately priced

Room and board: \$833.00 8-weeks

Board • board plan included in housing

Other information • *Established:* 1980 *Member:* AAIEP *Endorsements:* TESOL standards, NAFAA principles

1191

UNIVERSITY OF IDAHO

American Language and Culture Program

225 Morrill Hall

Moscow ID 83844-3013

Ph 208-885-5508

Fax 208-885-2859

E-mail ipo@uidaho.edu

Academic year 1995/96

Intensive English Program

Hrs/wk:	Class	Electives
B:	20	5
LI:	20	5
I:	20	
A:	20	

IEP note • Language lab optional

English for Specific Purposes • Teaching Assistants 3 hrs/wk, Test Preparation: TOEFL 5 hrs/wk

Terms • 8 weeks beginning August, October, January, March

Longest break(s) • not applicable

Average class size • 7
Program size • 35 average term
Distribution • Americas 30%; Asia/Oceania 40%; Other/Unknown 30%
Faculty • *Teachers*: 6 part-time *Advanced degree ESL fields*: 4 part-time *Administrators*: 2 full-time, 1 part-time
Eligibility • all applicants
Issues • I-20, IAP-66
Academic credit • not offered *May take academic courses*: if academically admissible
Tests • Institutional TOEFL
Services • academic counseling, campus orientation, crosscultural activities, field trips, homestay, host family, housing assistance, international student adviser, personal/cultural counseling, recreational activities, visa/tax counseling, health center, library
Costs • tuition \$1,238.00 8-weeks; application fee \$35.00; activities fee \$75.00; health insurance \$95.00
Housing • *Campus housing*: available year-round
Off-campus housing: difficult to find, moderately priced
Room and board: \$920.00 8-weeks
Board • board plan included in housing
Other information • *Established*: 1992 *Member*: AAIEP
Endorsements: TESOL standards, NAFSA principles (HE) (P + C)

ILLINOIS

1192

AMERICAN LANGUAGE ACADEMY, CHICAGO

Intensive English Program

c/o Saint Xavier University
 3700 West 103rd Street
 Chicago IL 60655
Ph 312-233-4100
Fax 301-309-0202
E-mail alach@mcimail.com

Academic year 1996/97

Intensive English Program

Hrs/wk:	Class	Lab
B:	25	3
LI:	25	3
I:	25	3
A:	25	

IEP note • CAI available

English for Specific Purposes • Test Preparation: TOEFL 2-4 hrs/wk

Terms • 10 weeks beginning March, June; 9 weeks beginning August, October

Longest break(s) • not applicable

Average class size • 8

Program size • 35 average term

Faculty • *Teachers*: 2 full-time, 1 part-time *Full-time teaching load*: 20 hours/week *Advanced degree ESL fields*: 1 full-time, 1 part-time *Administrators*: 2 full-time

Eligibility • foreign nationals

Issues • I-20, IAP-66

Academic credit • not applicable *May take academic courses*: at Advanced level with approval of instructor, director

Tests • Institutional TOEFL

Services • academic counseling, academic placement, campus orientation, conversation partners, crosscultural activities, field trips, homestay, host family, housing assistance, international student adviser, personal/cultural counseling, recreational activities, visa/tax counseling

Costs • tuition \$2,795.00 term; application fee \$90.00; activities fee \$130.00; health insurance \$100.00

Housing • *Campus housing*: available year-round
Off-campus housing: readily available, moderately priced; assistance in locating provided
Room and board: \$1,590.00 10-weeks

Board • board plan included in housing

Other information • *Established*: 1993 *Member*: AAIEP
Endorsements: TESOL standards, NAFSA principles

1193

AMERICAN LANGUAGE ACADEMY, LAKE FOREST

Intensive English Program

c/o Lake Forest Academy
 1500 West Kennedy Road
 Lake Forest IL 60045
Ph 847-295-6868
Fax 301-309-0202
E-mail alail@mcimail.com

Academic year 1996/97

Intensive English Program

Hrs/wk:	Class	Lab
B:	25	5
LI:	25	4
I:	25	4
A:	25	4

English for Specific Purposes • Test Preparation: unspecified test

Terms • 16 weeks beginning August; 9 weeks beginning January; 8 weeks beginning April; 6 weeks beginning June

Longest break(s) • not applicable

Average class size • 5

Program size • 25 average term

Faculty • *Teachers*: 4 full-time *Full-time teaching load*: 20 hours/week *Advanced degree ESL fields*: 4 full-time

Administrators: 1 full-time

Eligibility • foreign nationals

Issues • I-20, IAP-66

Academic credit • not applicable

Tests • Institutional TOEFL

Services • academic counseling, academic placement, campus orientation, conversation partners, crosscultural activities, field trips, housing assistance, international student adviser, personal/cultural counseling, recreational activities, visa/tax counseling

Costs • tuition \$9,855.00 16-weeks, \$7,360.00 9-weeks, \$6,875.00 8-weeks, \$4,855.00 6-weeks; insurance, linens, student services included in tuition fee

Housing • *Campus housing*: available year-round
Off-campus housing: no information provided
Room and board: included in tuition

Board • board plan included in tuition

Other information • *Established*: 1979 *Member*: AAIEP
Endorsements: TESOL standards, NAFSA principles

1194

BLACK HAWK COLLEGE


Intensive English Program

6600 34th Avenue
 Moline IL 61265
Ph 309-796-1311
Fax 309-792-5976

Academic year 1996/97

Intensive English Language Study

At a nationally ranked U.S. University, in the world-class city of **CHICAGO**



If you're making a decision about where to study English, choose DePaul University, located in the heart of Chicago—the Loop. Experience the wealth of what Chicago has to offer...the best in theater, museums, concerts, sports, restaurants, and our famous lakefront. Chicago is an excellent place to study English!

For information, please contact:
Linda Hillman, Director
English Language Academy
DePaul University
25 East Jackson Boulevard
Suite 1156-IIIE
Chicago, Illinois 60604, USA
Tel: 312/362-6455, Fax: 312/362-6309
e-mail: ela@condor.depaul.edu
e-mail: lhillman@wppost.depaul.edu

English Language Academy

Begin a ten-week term
in September, January,
April or June

200 hours of intensive
in-class learning from
expert faculty

Four levels of instruction

Classes in Spoken
English, Grammar,
Reading, Composition
with an Academic focus

Chicago is the
place—the rest
is up to you!



DEPAUL UNIVERSITY

Intensive English Program

Hrs/wk:	Class	Tapes/ Research
B:	15	15
LI:	15	15
I:	15	15
A:	15	15

IEP note • Language lab available

Terms • 16 weeks beginning August, January; 6 weeks beginning June

Longest break(s) • not applicable

Average class size • 10

Program size • 35 average term

Distribution • Africa 1%; Americas 50%; Asia/Oceania 46%; Europe, Eastern 1%; Europe, Western 1%; Middle East/North Africa 1%

Faculty • *Teachers:* 3 full-time, 10 part-time *Full-time teaching load:* 15 hours/week *Advanced degree ESL fields:* 2 full-time, 3 part-time *Administrators:* 2 part-time

Eligibility • all applicants

Issues • I-20

Academic credit • not offered *May take academic courses:* at Advanced level with program director's approval

Tests • Michigan tests

Services • academic counseling, academic placement, campus orientation, conversation partners, crosscultural activities, field trips, homestay, host family, housing assistance, international student adviser, personal/cultural counseling, recreational activities, visa/tax counseling

Costs • tuition \$2,316.00 16-weeks; health insurance \$400.00

Housing • *Campus housing:* no campus housing

Off-campus housing: readily available; assistance in locating provided

Board • no board plan

Other information • *Established:* 1991 *Endorsements:* NAFAA principles (HE) (P + C)

1195

DEPAUL UNIVERSITY

English Language Academy

25 East Jackson Boulevard
Suite 1156

Chicago IL 60604

Ph 312-362-6318, 312-362-6455

Fax 312-362-6309

E-mail lhillman@wppost.depaul.edu

URL <http://www.depaul.edu/~lhillman/>

Academic year 1996/97

Intensive English Program

Hrs/wk:	Class	Speaking Partner/ Writing
LI:	20	2
I:	20	2
A:	20	2

Terms • 10 weeks beginning September, January, April 5 weeks beginning July

Longest break(s) • 4 weeks beginning November

Average class size • 11

Program size • 50 average term

Faculty • *Teachers:* 7 part-time *Advanced degree ESL fields:* 7 part-time *Administrators:* 1 full-time

Eligibility • international students planning US study, minimum 17 years of age, high school diploma

Issues • I-20, IAP-66

Academic credit • no information provided

Tests • Institutional TOEFL

Services • academic counseling, campus orientation, conversation partners, crosscultural activities, field trips, housing assistance, international student adviser, personal/cultural counseling, recreational activities, visa/tax counseling

Costs • tuition \$1,995.00 10-weeks; application fee \$50.00
Testing fee \$25.00

Housing • *Campus housing*: no campus housing
Off-campus housing: readily available; assistance in locating provided

Board • no board plan

Other information • *Established*: 1995 *Endorsements*: TESOL standards, NAFSA principles (HE) (P + C)▶

1196

EASTERN ILLINOIS UNIVERSITY

English Language Center

Charleston IL 60921

Ph 217-581-3390

Fax 217-581-7374

Academic year 1996/97

Intensive English Program

Hrs/wk:	Class	Lab
I:	20	5
A:	20	5

English for Specific Purposes • Graduate Study, Test Preparation: TOEFL

Terms • 8 weeks beginning August, October, January, March, June

Average class size • 7

Program size • 8 average term

Distribution • Americas 50%; Asia/Oceania 40%; Europe, Western 5%; Middle East/North Africa 5%

Faculty • *Teachers*: 1 full-time, 2 part-time *Advanced degree ESL fields*: 1 full-time, 2 part-time

Eligibility • all applicants

Issues • I-20, IAP-66. I-20 includes academic admission conditional on meeting admissions requirements

Academic credit • *May take academic courses*: if academically admissible

Tests • Institutional TOEFL

Services • academic counseling, academic placement, campus orientation, conversation partners, crosscultural activities, field trips, homestay, host family, housing assistance, international student adviser, personal/cultural counseling, recreational activities, visa/tax counseling

Costs • tuition \$1,300.00 8-weeks; application fee \$150.00 applicable to tuition; activities fee \$100.00; health insurance \$100.00; books \$200.00

Housing • *Campus housing*: available year-round

Off-campus housing: readily available, moderately priced

Room and board: \$900.00 8-weeks

Board • board plan included in tuition

Other information • *Established*: 1996 *Endorsements*: TESOL standards, NAFSA principles (HE) (P + C)

1197

ELS LANGUAGE CENTERS, CHICAGO

Intensive English Program

c/o Concordia University

7400 Augusta Street

River Forest IL 60305

Ph 708-771-7746

Fax 708-209-3247

E-mail chi@els.com

URL <http://www.els.com>

Academic year 1995/96

Intensive English Program

Hrs/wk:	Class	Multimedia Lab
B:	25	5
LI:	25	5
I:	25	5
A:	25	5

IEP note • LI, I, A: May take special interest classes in lieu of multimedia lab

English for Specific Purposes • Business 30 hrs/wk, Test Preparation: TOEFL 30 hrs/wk

Terms • 4 weeks year-round

Longest break(s) • not applicable

Average class size • 12

Program size • 140 average term

Faculty • *Teachers*: 18 full-time *Full-time teaching load*: 30 hours/week *Advanced degree ESL fields*: 12 full-time

Administrators: 4 full-time

Eligibility • all applicants

Issues • I-20, IAP-66

Academic credit • not applicable *May audit academic courses*: at Advanced level

Tests • Institutional TOEFL, TOEIC, Cambridge

Services • academic counseling, academic placement, airport meeting, crosscultural activities, field trips, homestay, housing assistance, personal/cultural counseling, recreational activities, telephone card

Costs • tuition \$1,160.00 4-weeks; application fee \$100.00; health insurance \$35.00

Housing • *Campus housing*: available year-round

Off-campus housing: readily available, moderately priced; assistance in locating provided *Room and board*: \$640.00 4-weeks

Board • board plan included in housing

Other information • *Established*: 1961 *Member*: AAIEP *Endorsements*: TESOL standards, NAFSA principles ▶

1198

ENGLISH LANGUAGE STUDY CENTER, ROCKFORD

Intensive English Program

c/o Rockford College

5050 East State Street

Rockford IL 61108

Ph 815-226-4114, 815-226-4184

Fax 815-226-4144

E-mail elsc4u@aol.com

Academic year 1996/97

Intensive English Program

Hrs/wk:	Class	Lab
B:	23	2
LI:	23	2
I:	23	2
A:	23	2

English for Specific Purposes • Business 2 hrs/wk, Test Preparation: unspecified test 2 hrs/wk

Terms • 5 weeks year-round
Longest break(s) • not applicable
Average class size • 10
Program size • 55 average term
Distribution • Africa 5%; Americas 15%; Asia/Oceania 50%; Europe, Eastern 5%; Europe, Western 5%; Middle East/North Africa 10%; Other/Unknown 10%
Faculty • *Teachers*: 4 full-time, 5 part-time *Full-time teaching load*: 18 hours/week *Advanced degree ESL fields*: 2 full-time, 4 part-time *Administrators*: 1 full-time
Eligibility • all applicants with secondary school certificate
Issues • I-20. I-20 includes academic admission conditional on meeting admissions requirements
Academic credit • not applicable *May take academic courses*: with program director's approval or TOEFL over 500
Tests • Institutional TOEFL, Michigan tests
Services • academic counseling, campus orientation, conversation partners, crosscultural activities, field trips, homestay, host family, international student adviser, personal/cultural counseling, recreational activities, visa/tax counseling
Costs • tuition \$775.00 5-weeks; application fee \$75.00; activities fee \$60.00; health insurance \$34.00; materials \$15.00
Housing • *Campus housing*: available year-round *Off-campus housing*: readily available, moderately priced *Room and board*: \$150.00 1-week
Board • board plan included in housing
Other information • *Established*: 1987 *Member*: AAIEP *Endorsements*: TESOL standards, NAFSA principles

1199 ILLINOIS STATE UNIVERSITY

Intensive English Program

English Language Institute
 Campus Box 6123
 Normal IL 61790-6123
Ph 309-438-2072
Fax 309-438-3031

Academic year 1996/97

Intensive English Program

Hrs/wk:	Class
B:	20
LI:	20
I:	20
A:	20

Terms • 16 weeks beginning August, January; 8 weeks beginning June
Longest break(s) • not applicable
Average class size • 10
Program size • 30 average term
Distribution • Africa 2%; Americas 10%; Asia/Oceania 85%; Europe, Western 1%; Middle East/North Africa 2%
Faculty • *Teachers*: 2 full-time, 12 part-time *Full-time teaching load*: 15 hours/week *Advanced degree ESL fields*: 1 full-time, 4 part-time *Administrators*: 2 full-time
Eligibility • foreign nationals
Issues • I-20
Academic credit • not offered *May take academic courses*: if accepted to Support English Program based on minimum TOEFL 475 and exam
Tests • Institutional TOEFL
Services • academic counseling, academic placement, airport meeting, conversation partners, field trips, host family, personal/cultural counseling, recreational activities
Costs • tuition \$2,477.00 16-weeks; application fee \$75.00 applicable to tuition; activities fee and health insurance included in tuition

Housing • *Campus housing*: available year-round *Off-campus housing*: readily available, moderately priced
Room and board: \$2,099.00 16-weeks
Board • board plan included in housing
Other information • *Established*: 1987 (HE) (P + C)

1200 KAPLAN EDUCATIONAL CENTER, CHICAGO

Access America

188 West Randolph
 Suite 2300
 Chicago IL 60626
Ph 800-522-7770, 312-346-9346, 212-262-4980
Fax 212-957-1654

E-mail world@kaplan.com

URL <http://www.kaplan.com/intl>

Application contact: Kaplan Educational Centers, International Admissions, 888 Seventh Avenue, New York NY 10106

Academic year 1996/97

Intensive English Program

Hrs/wk:	Class	Lab
LI:	15	10
I:	15	10
A:	15	10

English for Specific Purposes • Business 3 hrs/wk, Graduate Study 3 hrs/wk, Law 3 hrs/wk, Medicine 3 hrs/wk, Teaching Assistants 3 hrs/wk, Test Preparation: TOEFL, TOEIC, TWE, TSE 3 hrs/wk, Other: Test preparation also for GMAT, GRE, LSAT, SAT, MCAT, USMLE, others

Terms • 4 weeks beginning each month, four 12-week cycles per year

Longest break(s) • 2 weeks beginning July, 1 week beginning December

Average class size • 10

Program size • 100 average term

Distribution • Americas 26%; Asia/Oceania 54%; Europe, Eastern 10%; Europe, Western 4%; Middle East/North Africa 6%

Faculty • *Teachers*: 4 full-time, 3 part-time *Full-time teaching load*: 15 hours/week *Advanced degree ESL fields*: 4 full-time, 3 part-time *Administrators*: 2 full-time

Eligibility • all applicants with high school diploma

Issues • I-20

Academic credit • not offered *May take academic courses*: with minimum TOEFL of 530 or 550

Tests • Institutional TOEFL, Michigan tests, TOEIC

Services • academic counseling, academic placement, campus orientation, conversation partners, crosscultural activities, field trips, homestay, housing assistance, international student adviser, personal/cultural counseling, recreational activities, visa/tax counseling, test preparation

Costs • tuition \$2,100.00 12-weeks, includes books and materials; application fee \$200.00; application fee includes activities fee and health insurance

Housing • *Campus housing*: no campus housing

Off-campus housing: no information provided

Board • no board plan

Other information • *Established*: 1989 *Endorsements*: TESOL standards, NAFSA principles

1201

LAKE FOREST COLLEGE

An American Summer

555 North Sheridan Road
 Lake Forest IL 60045
 Ph 847-735-5020
 Fax 847-735-6292
 E-mail jmiller@lfc.edu

Academic year 1996/97

Intensive English Program

Hrs/wk:	Class	Lab
I:	20	5
A:	20	5

Terms • 6 weeks beginning June

Average class size • 9

Program size • 10 average term

Distribution • Africa 10%; Americas 10%; Asia/Oceania 70%; Europe, Western 10%

Faculty • *Teachers:* 2 full-time *Full-time teaching load:* 10 hours/week *Advanced degree ESL fields:* 1 full-time *Administrators:* 1 full-time

Eligibility • international students planning US study

Issues • I-20. I-20 includes academic admission

Academic credit • not offered

Tests • International TOEFL

Services • academic counseling, academic placement, campus orientation, conversation partners, crosscultural activities, field trips, housing assistance, international student adviser, personal/cultural counseling, recreational activities, visa/tax counseling

Costs • tuition \$3,800.00 6-weeks; application fee \$250.00 applicable to tuition; health insurance \$95.00

Housing • *Campus housing:* available summer *Off-campus housing:* no information provided *Room and board:* included in tuition

Board • board plan included in tuition

Other information • *Established:* 1996 (HE)

1202

**LOYOLA UNIVERSITY OF CHICAGO,
 MALLINCKRODT CAMPUS**

Intensive English Program

1041 Ridge Road
 Wilmette IL 60091-1560
 Ph 847-853-3096
 Fax 847-853-3375
 E-mail cchase@luc.edu
 URL <http://www.luc.edu/>

Academic year 1996/97

Intensive English Program

Hrs/wk:	Class	Lab
I:	20	4
A:	20	4

IEP note • College Proficiency: 20 hours class, 2 hours lab

Terms • 15 weeks beginning August, January; 11 weeks beginning May

Longest break(s) • not applicable

Average class size • 13

Program size • 45 average term

Distribution • Africa 3%; Americas 1%; Asia/Oceania 34%; Europe, Eastern 31%; Europe, Western 18%; Middle East/North Africa 3%; Other/Unknown 10%

Faculty • *Teachers:* 2 full-time, 9 part-time *Full-time teaching load:* 12 hours/week *Advanced degree ESL fields:* 1 full-time, 5 part-time

Eligibility • all applicants with minimum TOEFL 400

Issues • I-20. I-20 includes academic admission conditional on meeting admissions requirements

Academic credit • not offered *May take academic courses:* if academically admissible

Tests • Institutional TOEFL, Michigan tests

Services • academic counseling, field trips, personal/cultural counseling, recreational activities

Costs • tuition \$3,460.00 15-weeks; application fee \$25.00; activities fee \$60.00; health insurance \$200.00 quarter

Financial aid • available

Housing • *Campus housing:* available year-round

Off-campus housing: readily available *Room:* \$5,600.00 9-months

Board • no board plan

Other information • *Established:* 1975 *Endorsements:* TESOL standards, NAFSA principles (HE) (P+C)

1203

MACCORMAC COLLEGE

English as a Second Language Division

506 South Wabash
 Chicago IL 60605
 Ph 312-922-1884
 Fax 312-922-3196

Academic year 1996/97

Intensive English Program

Hrs/wk:	Class	Lab	Business Courses
B:	16	1	
LI:	16	1	
I:	16	1	4
A:	8		

IEP note • Higher Intermediate: 16 hours class, 1 hour lab, 4 hours business courses; A: 8-12 hours business courses

Terms • 11 weeks beginning September, January, March; 10 weeks beginning June

Longest break(s) • 3 weeks beginning December

Average class size • 15

Program size • 120 average term

Distribution • Africa 1%; Americas 63%; Asia/Oceania 10%; Europe, Eastern 20%; Europe, Western 4%; Middle East/North Africa 2%

Faculty • *Teachers:* 8 full-time, 3 part-time *Full-time teaching load:* 20 hours/week *Advanced degree ESL fields:* 7 full-time, 3 part-time *Administrators:* 2 full-time

Eligibility • all applicants

Issues • I-20. I-20 includes academic admission conditional on meeting admissions requirements

Academic credit • degree credits for ESL replacing electives *May take academic courses:* at Higher Intermediate and Advanced levels

Tests • Institutional TOEFL

Services • academic counseling, academic placement, field trips, personal/cultural counseling, recreational activities

Costs • tuition \$2,500.00 11-weeks; application fee \$20.00; activities fee \$20.00

Financial aid • available to US citizens or permanent residents of the US

Housing • *Campus housing:* no campus housing

Off-campus housing: readily available, moderately priced; assistance in locating provided

Board • no board plan


Other information • *Established:* 1954 (HE)

MERCER UNIVERSITY

A 163-YEAR TRADITION OF INNOVATION AND EDUCATIONAL ACHIEVEMENT

ENGLISH LANGUAGE INSTITUTE

- Two locations to choose from: Atlanta and Macon.
- Atlanta ELI established in 1985; Macon ELI established in 1995.
- Intensive 8-week English language courses begin in January, March, April, July, September and October.
- Comprehensive program with strong focus on academic preparation.
- All levels of proficiency, from beginning language study to highly advanced, content-specific courses that prepare students for smooth transition into university classrooms.
- State-of-the-art language computer laboratory facilities.
- Undergraduate degree credits for ESL replacing foreign language with proof of proficiency. May take selected academic courses at advanced level.
- Atlanta housing: homestay with American families or apartments near campus; Macon housing: on-campus dorms or off-campus apartments.
- \$1,250 tuition; \$50 application fee.



Mercer University is the only university of its size in the United States to offer programs in liberal arts, business, education, engineering, medicine, pharmacy and law. With campuses in Atlanta and Macon, Mercer offers international students a choice between a large city environment in the heart of

Atlanta's international community or the historic campus located in Macon — a city of 120,000 that serves as the educational, medical, cultural and commercial hub of Central Georgia.

MERCER

UNIVERSITY

For more information:

Macon : Office of International Programs
1400 Coleman Ave., Macon, GA 31207
(912) 752-5340 Fax (912) 752-5341

Atlanta: English Language Institute
3001 Mercer University Dr., Atlanta, GA 30341
(770) 986-3375 Fax (770) 986-3196

HAWAII *Pacific* UNIVERSITY

- Year-round admission
- Choice of over 40 majors in Business Administration, Computer Science, Environmental Studies, Liberal Arts, Marine Biology, Nursing, Oceanography, Pre-Medical Studies, Teaching English as a Second Language, and Travel Industry Management
- 8,000 students from 81 countries
- International Student Advising and Counseling
- Fifth largest English as a Second Language program in the USA
- Two campuses: one in downtown Honolulu, one on 135 acres of tropical greenery 8 miles from downtown Honolulu
- Airport pickup
- Residence halls and University-leased apartments
- Part-time paid work available; internships in field of study

For more information, mail in the coupon below, call (808) 544-0238, or fax (808) 544-1136.

Name _____

Address _____

Postal Code _____

Send to: Admissions Office
1164 Bishop St., Ste. 200
Honolulu, HI 96813 USA

E-mail: admissions@hpu.edu
WWW: <http://www.hpu.edu>

M309

136

BEST COPY AVAILABLE

1204
MCKENDREE COLLEGE

McKendree English Language Institute (MELI)

701 College Road
Lebanon IL 62254
Ph 800-232-7228, 618-537-6500, 618-537-6813
Fax 618-537-6259
E-mail meli@al.mckendree.edu

Academic year 1996/97

Intensive English Program

Hrs/wk:	Class	Lab
LI:	18	6
I:	18	6
A:	18	6

IEP note • CAI available
Terms • 16 weeks beginning August, January; 8 weeks beginning June
Longest break(s) • 3 weeks beginning December
Average class size • 9
Program size • 19 average term
Distribution • Americas 1%; Asia/Oceania 99%
Faculty • *Teachers:* 1 full-time, 4 part-time *Full-time teaching load:* 8 hours/week *Advanced degree ESL fields:* 1 full-time, 1 part-time *Administrators:* 1 full-time, 1 part-time
Eligibility • all applicants with secondary school certificate
Issues • I-20
Academic credit • not offered *May take academic courses:* with adviser's approval
Tests • Institutional TOEFL
Services • academic counseling, academic placement, field trips, homestay, host family, personal/cultural counseling, recreational activities
Costs • tuition \$3,700.00 16-weeks; application fee \$50.00 applicable to tuition
Housing • *Campus housing:* available year-round *Off-campus housing:* readily available *Room:* \$1,060.00 16-weeks
Board • board plan \$900.00-\$1,060.00 16-weeks, no board plan during summer
Other information • *Established:* 1987 (HE) (P + C)

1205
MORAIN VALLEY COMMUNITY COLLEGE

Intensive English Language Program

10900 South 88th Avenue
Palos Hills IL 60465
Ph 708-974-5317
Fax 708-974-1184

Academic year 1996/97

Intensive English Program

Hrs/wk:	Class
B:	22
I:	22
A:	22

IEP note • Language lab as required by instructor; tutorials, CAI available
Terms • 17 weeks beginning August, January; 8 weeks beginning June
Longest break(s) • 4 weeks beginning December
Average class size • 15
Program size • 100 average term
Distribution • Americas 20%; Asia/Oceania 30%; Europe, Eastern 18%; Europe, Western 2%; Middle East/North Africa 30%

Faculty • *Teachers:* 1 full-time, 7 part-time *Full-time teaching load:* 15 hours/week *Advanced degree ESL fields:* 1 full-time, 2 part-time *Administrators:* 2 full-time
Eligibility • all applicants
Issues • I-20. I-20 includes academic admission conditional on meeting admissions requirements
Academic credit • not offered *May take academic courses:* with English language proficiency if academically admissible
Tests • locally developed tests
Services • academic counseling, academic placement, airport meeting, field trips, homestay, host family, personal/cultural counseling, recreational activities, tutoring
Costs • tuition \$181.00 credit; activities fee \$2.00 credit
Housing • *Campus housing:* no campus housing *Off-campus housing:* readily available; assistance in locating provided *Room:* \$450.00 1-month homestay
Board • no board plan
Other information • *Established:* 1989 *Endorsements:* NAFSA principles (HE) (P + C)

1206
NORTH PARK COLLEGE AND THEOLOGICAL SEMINARY

Intensive English Program

3225 West Foster
Box 7
Chicago IL 60625
Ph 800-888-6728, 312-244-4942
Fax 312-583-0858
E-mail dbrciau@npcts.edu
URL http://www.npcts.edu

Academic year 1995/96

Intensive English Program

Hrs/wk:	Class	Lab
LI:	15	2
I:	16-17	2
A:	16-17	2

IEP note • LI, I, A: 1-2 hours conversation partners optional
English for Specific Purposes • Test Preparation: TOEFL 1 hrs/wk
Terms • 16 weeks beginning August, January; 10 weeks beginning June; 5 weeks beginning July
Longest break(s) • not applicable
Average class size • 9
Program size • 35 average term
Distribution • Africa 5%; Americas 10%; Asia/Oceania 80%; Europe, Eastern 5%
Faculty • *Teachers:* 5 part-time *Advanced degree ESL fields:* 5 part-time *Administrators:* 1 full-time
Eligibility • all applicants
Issues • I-20, IAP-66
Academic credit • 8 undergraduate degree credits for ESL replacing foreign language *May take academic courses:* with adequate placement results
Tests • Institutional TOEFL
Services • academic counseling, academic placement, campus orientation, conversation partners, crosscultural activities, field trips, housing assistance, international student adviser, personal/cultural counseling, recreational activities, visa/tax counseling
Costs • tuition \$3,540.00 15-weeks; health insurance \$600.00 (waived with proof of insurance)
Housing • *Campus housing:* available year-round *Off-campus housing:* readily available, expensive *Room:* \$1,225.00 15-weeks
Board • board plan \$1,055.00 15-weeks, limited food service during summer
Other information • *Established:* 1991 *Member:* AAIEP (HE) (P + C)



1207
ROOSEVELT UNIVERSITY

English Language Program

430 South Michigan Avenue
Chicago IL 60605-1394
Ph 312-341-3717, 312-341-3535
Fax 312-341-3680
E-mail jcurtis@acfsysv.roosevelt.edu
URL http://www.roosevelt.edu

Academic year 1996/97

Intensive English Program

Hrs/wk:	Class	Lab	Seminar
LI:	16	4	1
I:	16	4	1
A:	16	4	1

IEP note • 6-1/2 hours supervised lab instruction available
Terms • 13 weeks beginning August, January; 8 weeks beginning June

Longest break(s) • 6 weeks beginning December, April

Average class size • 12

Program size • 180 average term

Distribution • Africa 2%; Americas 4%; Asia/Oceania 74%; Europe, Eastern 9%; Europe, Western 10%; Middle East/North Africa 1%

Faculty • Teachers: 3 full-time, 13 part-time *Full-time teaching load:* 16 hours/week *Advanced degree ESL fields:* 3 full-time, 13 part-time *Administrators:* 1 part-time

Eligibility • all applicants

Issues • I-20, IAP-66. I-20 includes academic admission conditional on meeting admissions requirements

Academic credit • 12 undergraduate degree credits for ESL replacing electives *May take academic courses:* at Advanced level

Tests • Michigan tests, locally developed tests

Services • academic counseling, academic placement, field trips, personal/cultural counseling, recreational activities

Costs • tuition \$4,092.00 13-weeks, 8-weeks summer; application fee \$35.00; technology and activities \$40.00; health insurance \$564.00 year or proof of individual insurance policy

Financial aid • Federal and State grants for US residents

Housing • *Campus housing:* available year-round

Off-campus housing: expensive *Room:* \$1,983.00-\$2,708.00 semester

Board • board plan \$650.00-\$950.00 semester

Other information • *Established:* 1956 (HE)

1208
SOUTHERN ILLINOIS UNIVERSITY,
CARBONDALE

Center for English as a Second Language

Carbondale IL 62901-4518
Ph 618-453-2266
Fax 618-453-6527
E-mail jfrieden@siu.edu
URL http://www.siu.edu/~cesl

Academic year 1996/97

Intensive English Program

Hrs/wk:	Class	Lab
B:	25	5
LI:	23	2
I:	23	2
A:	23	2

IEP note • CAI; tutorial optional

English for Specific Purposes • Teaching Assistants, Test Preparation: TOEFL

Terms • 8 weeks beginning August, October, January, March; 6 weeks beginning May, July

Longest break(s) • 4 weeks beginning December

Average class size • 12

Program size • 120 average term

Distribution • Africa 10%; Americas 10%; Asia/Oceania 60%; Middle East/North Africa 10%; Other/Unknown 10%

Faculty • Teachers: 12 full-time, 16 part-time *Full-time teaching load:* 15 hours/week *Advanced degree ESL fields:* 12 full-time *Administrators:* 2 full-time, 1 part-time

Eligibility • foreign nationals

Issues • I-20

Academic credit • not offered *May take academic courses:* upon partial completion of Advanced level

Tests • International, Institutional TOEFL

Services • academic counseling, field trips, homestay, host family, personal/cultural counseling, recreational activities

Costs • tuition \$1,300.00 8-weeks; application fee \$35.00; activities fee \$5.00; health insurance \$110.00; recreation center \$30.00

Housing • *Campus housing:* no campus housing

Off-campus housing: readily available, moderately priced; assistance in locating provided

Board • board plan \$850.00 8-weeks

Other information • *Established:* 1964 *Member:* UCIEP (HE) (P + C)

1209
UNIVERSITY OF ILLINOIS AT CHICAGO

Tutorium in Intensive English

601 South Morgan Street
Room 820
Chicago IL 60607
Ph 312-996-8098
Fax 312-996-4394
E-mail u29401@uicvm.uic.edu

Academic year 1996/97

Intensive English Program

Hrs/wk:	Class
B:	20
LI:	20
I:	20
A:	20

IEP note • CAI included in class instruction

English for Specific Purposes • Test Preparation: TOEFL

Terms • 13 weeks beginning August, January; 10 weeks beginning May

Longest break(s) • 6 weeks beginning November

Average class size • 13

Program size • 160 average term

Distribution • Americas 13%; Asia/Oceania 63%; Europe, Eastern 17%; Europe, Western 2%; Middle East/North Africa 5%

Faculty • Teachers: 12 full-time, 4 part-time *Full-time teaching load:* 20 hours/week *Advanced degree ESL fields:* 12 full-time, 4 part-time *Administrators:* 3 full-time, 1 part-time

Eligibility • foreign nationals

Issues • I-20

Academic credit • not offered

Tests • Institutional TOEFL

Services • academic counseling, field trips, personal/cultural counseling, admissions seminar, internet access

Costs • tuition \$1,950.00 13-weeks; application fee \$75.00; health insurance \$250.00; books \$75.00

Housing • *Campus housing:* available year-round

Off-campus housing: readily available, moderately priced
Room and board: \$2,900.00 16-weeks

Board • board plan included in housing
Other information • *Established:* 1978 *Member:* AAIEP (HE) (P + C)

1210
UNIVERSITY OF ILLINOIS, URBANA

Intensive English Institute

3070 Foreign Languages Building
 707 South Mathews Avenue
 Urbana IL 61801
Ph 217-333-6598
Fax 217-244-3050
E-mail iei@uiuc.edu

Academic year 1995/96

Intensive English Program

Hrs/wk:	Class
B:	20
LI:	20
I:	20
A:	20

IEP note • Language lab included in class hours, individual open hours optional; optional elective classes

English for Specific Purposes • Test Preparation: TOEFL

Terms • 16 weeks beginning August, January; 8 weeks beginning June

Longest break(s) • not applicable

Average class size • 14

Program size • 170 average term

Distribution • Africa 1%; Americas 8%; Asia/Oceania 78%; Europe, Eastern 7%; Europe, Western 1%; Middle East/North Africa 5%

Faculty • *Teachers:* 11 full-time, 24 part-time *Full-time teaching load:* 10 hours/week *Advanced degree ESL fields:* 11 full-time, 7 part-time *Administrators:* 1 full-time

Eligibility • all applicants with secondary school certificate who meet immigration requirements

Issues • I-20

Academic credit • not offered *May audit academic courses*

Tests • Institutional TOEFL

Services • academic counseling, academic placement, campus orientation, cross-cultural activities, field trips, housing assistance, international student adviser, personal/cultural counseling, recreational activities, visa/tax counseling

Costs • tuition \$2,495.00 16-weeks; application fee \$95.00; health insurance \$130.00; university fees \$393.00; fees include health service, transportation, Performing Arts Center, testing

Housing • *Campus housing:* available year-round *Off-campus housing:* difficult to find *Room:* \$2,032.00 16-weeks

Board • board plan \$2,894.00 16-weeks

Other information • *Established:* 1967 *Member:* UCIEP (HE)

1211
WESTERN ILLINOIS UNIVERSITY

Western's English as a Second Language (WESL) Institute

Memorial Hall 201
 Macomb IL 61455
Ph 309-298-2107
Fax 309-298-2245
E-mail ra-pesek@wiu.edu
URL <http://www.wiu.edu/users/miintl/wesl>

Academic year 1996/97

Intensive English Program

Hrs/wk:	Class	Lab	CAI
B:	20	2	2
I:	20	2	2
A:	20	1	1

Terms • 16 weeks beginning August, January; 8 weeks beginning June

Longest break(s) • 4 weeks beginning December

Average class size • 12

Program size • 90 average term

Distribution • Americas 10%; Asia/Oceania 60%; Europe, Western 20%; Middle East/North Africa 10%

Faculty • *Teachers:* 8 full-time, 4 part-time *Full-time teaching load:* 20 hours/week *Advanced degree ESL fields:* 8 full-time, 2 part-time *Administrators:* 1 full-time, 1 part-time

Eligibility • all applicants with secondary school certificate

Issues • I-20, IAP-66. I-20 includes academic admission conditional on English language proficiency

Academic credit • not offered *May take academic courses:* at Advanced level

Tests • Institutional TOEFL, locally developed tests

Services • academic counseling, academic placement, field trips, host family, personal/cultural counseling, recreational activities

Costs • tuition \$2,850.00 16-weeks; application fee \$25.00; health insurance \$70.00; orientation \$50.00

Housing • *Campus housing:* available year-round

Off-campus housing: readily available, moderately priced

Room and board: \$1,700.00 16-weeks

Board • board plan included in housing, 18 meals per week

Other information • *Established:* 1977 *Member:* AAIEP

Endorsements: TESOL standards, NAFLA principles (HE)

1212
WILLIAM RAINEY HARPER COLLEGE

Intensive English Program

ESL and Linguistics Department
 1200 West Algonquin
 Palatine IL 60067

Ph 847-925-6226

Fax 847-925-6048

E-mail jharris@harper.cc.il.us

Academic year 1996/97

Intensive English Program

Hrs/wk:	Class	Lab
B:	15	3
LI:	15	3
I:	15	3
A:	15	3

IEP note • Open computer lab

English for Specific Purposes • Test Preparation: TOEFL

Terms • 14 weeks beginning August, January; 12 weeks beginning May

Longest break(s) • not applicable

Average class size • 17

Program size • 125 average term

Distribution • Africa 1%; Americas 25%; Asia/Oceania 60%; Europe, Eastern 10%; Europe, Western 1%; Middle East/North Africa 3%

Faculty • *Teachers:* 8 full-time, 15 part-time *Full-time teaching load:* 15 hours/week *Advanced degree ESL fields:* 8 full-time, 8 part-time *Administrators:* 1 full-time, 1 part-time

Eligibility • all applicants with secondary school certificate

Issues • I-20. I-20 includes academic admission conditional on meeting admissions requirements

Academic credit • 3 undergraduate degree credits for ESL *May take academic courses:* at Advanced level

Tests • no information provided



Services • academic counseling, academic placement, campus orientation, conversation partners, crosscultural activities, international student adviser, personal/cultural counseling, recreational activities, tutoring
Costs • tuition \$3,274.00 14-weeks and 12-weeks summer; application fee \$70.00; activities fee \$24.00; registration fee \$4.00

Financial aid • available to US citizens and permanent residents

Housing • *Campus housing*: no campus housing
Off-campus housing: readily available, expensive

Board • no board plan

Other information • *Established*: 1984 (HE) (P + C)

INDIANA

1213

AMERICAN LANGUAGE ACADEMY, INDIANAPOLIS

Intensive English Program

c/o Butler University, Schwitzer Hall B1

750 West Hampton Drive

Indianapolis IN 46208-3485

Ph 317-283-2244

Fax 301-309-0202

E-mail alain@mcimail.com

Academic year 1996/97

Intensive English Program

Hrs/wk:	Class	Lab
B:	25	3
LI:	25	3
I:	25	3
A:	25	3

IEP note • CAI available

English for Specific Purposes • Test Preparation: TOEFL 2-4 hrs/wk

Terms • 10 weeks beginning March, June; 9 weeks beginning August, October

Longest break(s) • not applicable

Average class size • 10

Program size • 68 average term

Faculty • *Teachers*: 6 full-time, 4 part-time *Full-time teaching load*: 20 hours/week *Advanced degree ESL fields*: 3 full-time, 1 part-time

Eligibility • foreign nationals

Issues • I-20, IAP-66

Academic credit • not applicable *May take academic courses*: at Advanced level with approval of instructor, director

Tests • Institutional TOEFL

Services • academic counseling, academic placement, campus orientation, conversation partners, crosscultural activities, field trips, homestay, host family, housing assistance, international student adviser, personal/cultural counseling, recreational activities, visa/tax counseling

Costs • tuition \$2,795.00 term; application fee \$90.00; health insurance \$100.00; student services \$125.00

Housing • *Campus housing*: available year-round

Off-campus housing: readily available, moderately priced; assistance in locating provided *Room and board*: \$1,530.00 10-weeks

Board • board plan included in housing

Other information • *Established*: 1970 *Member*: AAIEP

Endorsements: TESOL standards, NAFSA principles

1214

BALL STATE UNIVERSITY

Intensive English Institute

English Department

Muncie IN 47306

Ph 317-285-8459

Fax 317-285-3765

E-mail 00cmely@bsuuc.bsu.edu

URL <http://www.bsu.edu/UP/cover.html>

Academic year 1996/97

Intensive English Program

Hrs/wk:	Class	Lab
LI:	20	4
I:	20	4
A:	20	4

English for Specific Purposes • Teaching Assistants

Terms • 15 weeks beginning August, January; 10 weeks beginning May

Longest break(s) • not applicable

Average class size • 8

Program size • 70 average term

Distribution • Americas 5%; Asia/Oceania 50%; Europe, Eastern 5%; Europe, Western 5%; Middle East/North Africa 35%

Faculty • *Teachers*: 1 full-time, 14 part-time *Full-time teaching load*: 16 hours/week *Advanced degree ESL fields*: 1 full-time, 2 part-time

Administrators: 1 full-time, 1 part-time

Eligibility • international students with academic admission to host institution

Issues • I-20

Academic credit • not offered *May take academic courses*: at Advanced level with program director's approval

Tests • locally developed tests, CELT

Services • academic counseling, academic placement, field trips, host family, personal/cultural counseling, recreational activities

Costs • Contact sponsor; tuition varies depending on number of credits

Housing • *Campus housing*: available *Off-campus housing*: readily available, moderately priced; assistance in locating provided

Board • board plan

Other information • *Established*: 1981 (HE) (P + C)

1215

ELS LANGUAGE CENTERS, INDIANAPOLIS

Intensive English Program

c/o Marian College

3200 Cold Spring Road

Indianapolis IN 46222

Ph 317-923-2371

Fax 317-924-0533

URL <http://www.els.com>

Academic year 1995/96

Intensive English Program

Hrs/wk:	Class	Multimedia Lab
B:	25	5
LI:	25	5
I:	25	5
A:	25	5

IEP note • LI, I, A: May take special interest classes in lieu of multimedia lab

English for Specific Purposes • Business 30 hrs/wk, Test Preparation: TOEFL 30 hrs/wk

Terms • 4 weeks year-round

Longest break(s) • not applicable

Average class size • 10
Program size • 65 average term
Faculty • Teachers: 10 full-time, 3 part-time *Full-time teaching load:* 30 hours/week *Advanced degree ESL fields:* 4 full-time, 1 part-time *Administrators:* 4 full-time
Eligibility • all applicants
Issues • I-20, IAP-66
Academic credit • not applicable *May audit academic courses:* at Advanced level or enroll for credit
Tests • Institutional TOEFL, TOEIC, Cambridge
Services • academic counseling, academic placement, airport meeting, crosscultural activities, field trips, homestay, housing assistance, personal/cultural counseling, recreational activities, telephone card
Costs • tuition \$1,160.00 4-weeks; application fee \$100.00; health insurance \$35.00
Housing • *Campus housing:* available year-round *Off-campus housing:* readily available, moderately priced; assistance in locating provided *Room and board:* \$690.00 4-weeks
Board • board plan included in housing
Other information • *Established:* 1961 *Member:* AAIEP *Endorsements:* TESOL standards, NAFSA principles ▶

1216 INDIANA UNIVERSITY

Intensive English Program

Center for English Language Training
 Memorial Hall 313
 Bloomington IN 47405
Ph 812-855-6457
Fax 812-855-5605
E-mail iep@indiana.edu
URL <http://www.indiana.edu/~celtiep/iep.html>

Academic year 1996/97

Intensive English Program

Hrs/wk:	Class
B:	23
LI:	23
I:	23
A:	23

IEP note • Conversation partners available
English for Specific Purposes • Test Preparation: TOEFL 2-4 hrs/wk
Terms • 7 weeks beginning August, October, January, March, May, June
Longest break(s) • not applicable
Average class size • 15
Program size • 300 average term
Distribution • Africa 4%; Americas 7%; Asia/Oceania 64%; Europe, Eastern 1%; Europe, Western 3%; Middle East/North Africa 18%; Other/Unknown 3%
Faculty • Teachers: 9 full-time, 48 part-time *Full-time teaching load:* 18 hours/week *Advanced degree ESL fields:* 9 full-time, 48 part-time *Administrators:* 2 full-time, 6 part-time
Eligibility • all applicants
Issues • I-20
Academic credit • not offered *May take academic courses:* at Advanced level
Tests • International, Institutional TOEFL; Michigan tests, TOEIC
Services • academic counseling, field trips, host family, personal/cultural counseling, recreational activities
Costs • tuition \$1,150.00 7-weeks; application fee \$35.00; health insurance \$100.00
Housing • *Campus housing:* available year-round *Off-campus housing:* readily available, moderately priced *Room and board:* \$1,200.00 7-weeks

Board • board plan included in housing
Other information • *Established:* 1977 *Member:* UCIEP, AAIEP *Endorsements:* NAFSA principles (HE) (P + C)

1217 INTERLINK LANGUAGE CENTER, TERRE HAUTE

Intensive English Program

c/o Indiana State University
 Reeve Hall 202
 Terre Haute IN 47809
Ph 812-237-8026, 812-237-8027
Fax 812-237-8031
E-mail aaflink@amber.indstate.edu

Academic year 1996/97

Intensive English Program

Hrs/wk:	Class
B:	23
LI:	23
I:	23
A:	23

IEP note • 3-6 hours electives within class instruction include wordprocessing, cultural orientation, internet, movies, remedial grammar
English for Specific Purposes • Test Preparation: TOEFL 3 hrs/wk
Terms • 8 weeks beginning August, October, January, March, June; 4 weeks beginning May
Longest break(s) • not applicable
Average class size • 10
Program size • 80 average term
Distribution • Africa 5%; Asia/Oceania 91%; Middle East/North Africa 4%
Faculty • Teachers: 9 full-time, 1 part-time *Full-time teaching load:* 23 hours/week *Advanced degree ESL fields:* 9 full-time, 1 part-time *Administrators:* 2 full-time, 1 part-time
Eligibility • foreign nationals
Issues • I-20, IAP-66
Academic credit • not applicable *May take academic courses:* at Higher Intermediate and Advanced levels
Tests • Institutional TOEFL, Michigan tests, TOEIC
Services • academic counseling, airport meeting, field trips, homestay, international student adviser, personal/cultural counseling, recreational activities, excursions
Costs • tuition \$1,650.00 8-weeks; application fee \$100.00; health insurance \$60.00; room application/university ID \$20.00
Housing • *Campus housing:* available year-round *Off-campus housing:* readily available, moderately priced; assistance in locating provided *Room and board:* \$908.00 8-weeks
Board • board plan included in housing
Other information • *Established:* 1987 *Member:* AAIEP *Endorsements:* TESOL standards, NAFSA principles

1218 LANGUAGE TRAINING CENTER

Intensive English Program

7002 North Graham Road
 Suite 208
 Indianapolis IN 46220
Ph 317-578-4577
Fax 317-849-6692

Academic year 1996/97

141

Intensive English Program

Hrs/wk:	Class	Lab	Community Practice
B:	15	5	5
Ll:	15	5	5
I:	15	5	5
A:	15	5	5

English for Specific Purposes • Business 10 hrs/wk, Education 10 hrs/wk, Test Preparation: unspecified test 20 hrs/wk

Terms • 12 weeks beginning September, January, April, June

Longest break(s) • not applicable

Average class size • 8

Program size • 80 average term

Distribution • Africa 10%; Americas 20%; Asia/Oceania 50%; Europe, Western 10%; Middle East/North Africa 10%

Faculty • *Teachers:* 2 full-time, 8 part-time *Full-time teaching load:* 25 hours/week *Advanced degree ESL fields:* 2 full-time, 8 part-time *Administrators:* 1 full-time, 1 part-time

Eligibility • all applicants

Issues • no information provided

Academic credit • not applicable

Tests • no information provided

Services • academic counseling, campus orientation, conversation partners, crosscultural activities, field trips, homestay, host family, personal/cultural counseling, recreational activities

Costs • tuition \$1,100.00 12-weeks; application fee \$75.00 applicable to tuition; activities fee \$50.00

Housing • *Campus housing:* no campus housing

Off-campus housing: readily available, moderately priced; assistance in locating provided

Board • no board plan

Other information • *Established:* 1993 *Endorsements:* TESOL standards, NAFSA principles

1219

UNIVERSITY OF EVANSVILLE

Intensive English Center

1800 Lincoln Avenue

Evansville IN 47722

Ph 800-423-8633, 812-479-2983

Fax 812-471-6946

Academic year 1996/97

Intensive English Program

Hrs/wk:	Class	Lab
B:	25	5
Ll:	25	5
I:	25	5
A:	25	

English for Specific Purposes • Test Preparation: TOEFL 5 hrs/wk

Terms • 8 weeks beginning August, October, January, March, May; 5 weeks beginning July

Longest break(s) • not applicable

Average class size • 11

Program size • 45 average term

Distribution • Americas 15%; Asia/Oceania 40%; Europe, Eastern 10%; Europe, Western 10%; Middle East/North Africa 25%

Faculty • *Teachers:* 2 full-time, 6 part-time *Full-time teaching load:* 18 hours/week *Advanced degree ESL fields:* 1 full-time, 1 part-time *Administrators:* 2 full-time

Eligibility • foreign nationals

Issues • I-20. I-20 includes academic admission conditional on meeting admissions requirements and TOEFL 500

Academic credit • 6 undergraduate degree credits for ESL *May take academic courses:* with adequate English language proficiency (TOEFL 500) or advanced placement approval

Tests • Institutional TOEFL, locally developed tests

Services • academic counseling, academic placement, airport meeting, field trips, host family, personal/cultural counseling, recreational activities

Costs • tuition \$1,475.00 8-weeks, \$925.00 5-weeks; application fee \$40.00; activities fee \$58.00; TOEFL fee, health fee \$40.00; health insurance approximately \$50.00 month

Housing • *Campus housing:* available year-round

Off-campus housing: readily available, moderately priced *Room:* \$66.00 1-week; returnable housing damage deposit \$100.00

Board • board plan \$71.00-\$91.00 1-weeks

Other information • *Established:* 1983 *Endorsements:* TESOL standards, NAFSA principles (HE) (P + C)

IOWA

1220

BRIAR CLIFF COLLEGE

Intensive English Program

c/o Admissions Office

3303 Rebecca Street, PO Box 2100

Sioux City IA 51104-2100

Ph 800-662-3303, 712-279-5321, 712-279-1611

Fax 712-279-1698

E-mail mayes@briar-cliff.edu

Academic year 1996/97

Intensive English Program

Hrs/wk:	Class
Ll:	15
I:	15

IEP note • Audio, video and computer equipment available in library

Terms • 10 weeks beginning August, December, March

Longest break(s) • 2 weeks beginning December

Average class size • 6

Program size • 10 average term

Distribution • Africa 30%; Americas 30%; Asia/Oceania 30%; Europe, Eastern 10%

Faculty • *Teachers:* 1 full-time *Full-time teaching load:* 18 hours/week

Eligibility • all applicants minimum 17 years of age

Issues • I-20

Academic credit • degree credits for ESL for Advanced level students *May take academic courses:* at Advanced level may continue taking ESL courses for credit

Tests • International TOEFL

Services • academic counseling, academic placement, campus orientation, conversation partners, crosscultural activities, field trips, host family, housing assistance, international student adviser, personal/cultural counseling, recreational activities, visa/tax counseling

Costs • tuition \$1,795.00 10-weeks; application fee \$20.00

Housing • *Campus housing:* available year-round *Off-campus housing:* readily available *Room:* \$1,986.00 30-weeks; extra charge for room during breaks

Board • board plan \$2,136.00 30-weeks

Other information • *Established:* 1975 *Endorsements:* TESOL standards, NAFSA principles (HE) (P + C)

1221
BUENA VISTA UNIVERSITY

Intensive English Program

610 West Fourth Street
PO Box 2925
Storm Lake IA 50588
Ph 712-749-1225
Fax 712-749-2037
E-mail kosky@bvu.edu

Academic year 1995/96

Intensive English Program

Hrs/wk:	Class	SRA
B:	22	2
LI:	19	
I:	19	2
A:	19	

English for Specific Purposes • Test Preparation: TOEFL
Terms • 15 weeks beginning September, February; 3 weeks beginning January

Longest break(s) • 3 weeks beginning January

Average class size • 10

Program size • 20 average term

Distribution • Asia/Oceania 100%

Faculty • Teachers: 1 full-time, 1 part-time *Full-time teaching load:* 15 hours/week *Advanced degree ESL fields:* 1 full-time *Administrators:* 1 full-time, 1 part-time

Eligibility • foreign nationals

Issues • I-20, IAP-66. I-20 includes academic admission conditional on English language proficiency

Academic credit • not offered *May take academic courses:* with math TOEFL 450, full academic TOEFL 500

Tests • Institutional TOEFL, locally developed tests

Services • academic counseling, academic placement, campus orientation, conversation partners, crosscultural activities, field trips, housing assistance, international student adviser, personal/cultural counseling, recreational activities, visa/tax counseling

Costs • tuition \$2,682.00 15-weeks

Housing • *Campus housing:* available year-round

Off-campus housing: difficult to find, expensive **Room:** \$939.00 15-weeks

Board • board plan \$846.00 15-weeks

Other information • *Established:* 1988 (HE)

1222
DRAKE UNIVERSITY

International Center-IEP

2507 University Avenue
Des Moines IA 50311
Ph 800-443-7253, 515-271-2084
Fax 515-271-4588
E-mail tg4231s@acad.drake.edu

Academic year 1996/97

Intensive English Program

Hrs/wk:	Class
I:	22
A:	24

IEP note • Language lab available

English for Specific Purposes • Business 3 hrs/wk

Terms • 16 weeks beginning August, January; 10 weeks beginning June

Longest break(s) • not applicable

Average class size • 7

Program size • 18 average term

Distribution • Americas 9%; Asia/Oceania 76%; Europe, Eastern 5%; Europe, Western 5%; Middle East/North Africa 5%

Faculty • Teachers: 5 part-time *Full-time teaching load:* 15 hours/week *Advanced degree ESL fields:* 5 part-time

Administrators: 1 part-time

Eligibility • all applicants

Issues • I-20. I-20 includes academic admission conditional on English language proficiency or admission to IEP only

Academic credit • not offered *May take academic courses:* at Advanced level with TOEFL 480

Tests • Institutional TOEFL

Services • academic counseling, field trips, personal/cultural counseling, recreational activities

Costs • tuition \$3,000.00 16-weeks; application fee \$25.00; health insurance \$36.00 month

Housing • *Campus housing:* available year-round

Off-campus housing: readily available, moderately priced; assistance in locating provided **Room:** \$1,285.00 16-weeks, includes computer in room

Board • board plan \$1,265.00 16-weeks, 20 meals per week

Other information • *Established:* 1983 (HE) (P + C)

1223
IOWA STATE UNIVERSITY

Intensive English and Orientation Program

337 Ross Hall
Ames IA 50011-1201
Ph 515-294-1163
Fax 515-294-0907
E-mail rogerb@iastate.edu

Academic year 1996/97

Intensive English Program

Hrs/wk:	Class	Lab	Orientation
B:	20	5	3
LI:	20	5	3
I:	20		3
A:	20		3

IEP note • I, A: language lab optional

English for Specific Purposes • Test Preparation: TOEFL (6-week program) 5 hrs/wk

Terms • 16 weeks beginning August, January; 8 weeks beginning June

Longest break(s) • 5 weeks beginning December

Average class size • 14

Program size • 90 average term

Distribution • Africa 2%; Americas 12%; Asia/Oceania 75%; Europe, Eastern 2%; Europe, Western 1%; Middle East/North Africa 8%

Faculty • Teachers: 9 full-time, 3 part-time *Full-time teaching load:* 15 hours/week *Advanced degree ESL fields:* 9 full-time, 3 part-time *Administrators:* 2 full-time

Eligibility • foreign nationals

Issues • I-20

Academic credit • not offered *May take academic courses:* at Advanced level if admitted as special student

Tests • Institutional TOEFL, Michigan tests

Services • field trips, host family, personal/cultural counseling, recreational activities

Costs • tuition \$3,000.00 16-weeks; application fee \$75.00; health insurance \$340.00

Housing • *Campus housing:* available year-round

Off-campus housing: readily available, moderately priced; assistance in locating provided **Room and board:** \$1,830.00 16-weeks

Board • board plan included in housing

Other information • *Established:* 1966 *Member:* UCIEP (HE) (P + C)

1224

IOWA WESLEYAN COLLEGE

Intensive English Program

601 North Main Street
Mt Pleasant IA 52641
Ph 319-385-8021
Fax 319-385-6296

Academic year 1995/96

Intensive English Program

Hrs/wk:	Class
I:	18-20

IEP note • 1 hour conversation partners**Terms** • 15 weeks beginning August, January; 10 weeks beginning May**Longest break(s)** • 1 week beginning April**Average class size** • 2**Program size** • 3 average term**Distribution** • Africa 5%; Asia/Oceania 95%**Faculty** • *Teachers:* 2 full-time *Full-time teaching load:* 18 hours/week *Advanced degree ESL fields:* 2 full-time**Eligibility** • foreign nationals planning US study**Issues** • I-20. I-20 includes academic admission conditional on English language proficiency**Academic credit** • not offered *May take academic courses:* with instructor's approval**Tests** • Institutional TOEFL**Services** • field trips, homestay**Costs** • tuition \$5,500.00 15-weeks**Financial aid** • available**Housing** • *Campus housing:* available year-round*Off-campus housing:* not available *Room:* \$830.00 15-weeks**Board** • board plan \$1,040.00 15-weeks**Other information** • *Established:* 1988 (HE)

1225

MARYCREST INTERNATIONAL UNIVERSITY

American Language and Culture Program

1607 West 12th Street
Davenport IA 52804
Ph 800-728-9705, 319-326-9564
Fax 319-326-9250

E-mail moore@acc.mcrest.edu**URL** <http://www.mcrest.edu/~alcdept/alcpage>

Academic year 1996/97

Intensive English Program

Hrs/wk:	Class	Lab
B:	20	5
LI:	20	5
I:	20	5
A:	12	3

Terms • 12 weeks beginning April; 8 weeks beginning August, October, January, March**Longest break(s)** • not applicable**Average class size** • 15**Program size** • 40 average term**Distribution** • Asia/Oceania 90%; Europe, Eastern 5%; Europe, Western 5%**Faculty** • *Teachers:* 2 full-time, 2 part-time *Full-time teaching load:* 16 hours/week *Advanced degree ESL fields:* 2 full-time, 2 part-time *Administrators:* 1 full-time**Eligibility** • international students with academic admission to host institution**Issues** • I-20. I-20 includes academic admission**Academic credit** • undergraduate degree credits for ESL replacing foreign language or replacing electives and credits towards major *May take academic courses:* at Advanced level**Tests** • Institutional TOEFL, Michigan tests**Services** • academic counseling, academic placement, field trips, homestay, personal/cultural counseling, recreational activities**Costs** • tuition \$5,140.00 15-weeks; application fee \$25.00; activities fee \$105.00; ALC activities \$250.00; health insurance required**Housing** • *Campus housing:* available year-round*Off-campus housing:* readily available, moderately priced *Room:* \$770.00 15-weeks**Board** • board plan \$1,125.00 15-weeks**Other information** • *Established:* 1991 (HE) (P + C)

1226

NORTHWESTERN COLLEGE

Summer Institute for International Students

Orange City IA 51041
Ph 800-747-4757, 712-737-7083, 712-737-7000
Fax 712-737-7247

Academic year 1996/97

Intensive English Program

Hrs/wk:	Class	Lab	Tutorial
LI:	15	5	8
I:	15	5	8

IEP note • Biblical literature courses**English for Specific Purposes** • Business, Communications, Education, Teaching Assistants**Terms** • 5 weeks beginning July**Longest break(s)** • not applicable**Average class size** • 15**Program size** • 30 summer**Distribution** • Africa 10%; Americas 10%; Asia/Oceania 40%; Middle East/North Africa 20%; Other/Unknown 20%**Faculty** • *Teachers:* 2 full-time, 2 part-time *Full-time teaching load:* 12 hours/week *Advanced degree ESL fields:* 2 full-time, 2 part-time**Eligibility** • international students with academic admission to US college/university**Issues** • I-20. I-20 includes academic admission conditional on English language proficiency**Academic credit** • 6 undergraduate degree credits for ESL replacing foreign language *May take academic courses:* with English language proficiency if academically admissible**Tests** • Michigan tests**Services** • academic counseling, academic placement, field trips, homestay, host family, personal/cultural counseling, recreational activities**Costs** • tuition \$1,800.00 5-week comprehensive fee**Housing** • *Campus housing:* available year-round*Off-campus housing:* not permitted *Room and board:* included in tuition**Board** • room and board included in tuition**Other information** • *Established:* 1985 *Endorsements:* TESOL standards, NAFSA principles (HE) (P + C)

1227

UNIVERSITY OF IOWA

Iowa Intensive English Program

3006 Library
Iowa City IA 52242
Ph 319-335-5629

Fax 319-335-6037**E-mail** maureen-burke@uiowa.edu**URL** <http://www.uiowa.edu/~linguist/esl>

THE IOWA INTENSIVE ENGLISH PROGRAM

The University of Iowa, Iowa City, IA, USA

- High quality language learning opportunity
- UCIEP certified
- Experienced MA + instructors
- Small classes
- 20 hours of instruction per week
- Language laboratory for individual work



- Beginning, Intermediate, Advanced levels of instruction
- Field trips, recreational and social experiences
- Full access to all university services
- Conversational Exchange Program
- Sessions begin August, January, May

For more information, brochure and application contact:

Iowa Intensive English Program

3006 LIBRARY

The University of Iowa, Iowa City, Iowa 52242

Academic year 1996/97

Intensive English Program

Hrs/wk: Class

B: 20
I: 20
A: 20

IEP note • Conversation partners optional

English for Specific Purposes • Teaching Assistants 3-8 hrs/wk

Terms • 16 weeks beginning August, January; 8 weeks beginning May

Longest break(s) • 4 weeks beginning December, July

Average class size • 12

Program size • 75 average term

Faculty • Teachers: 9 full-time, 3 part-time *Full-time teaching load:* 15 hours/week *Advanced degree ESL fields:* 9 full-time, 3 part-time **Administrators:** 1 full-time, 1 part-time

Eligibility • foreign nationals

Issues • I-20, IAP-66. I-20 includes academic admission conditional on meeting admissions requirements and TOEFL 450

Academic credit • not offered *May take academic courses:* if academically admissible to graduate program

Tests • Institutional TOEFL, locally developed tests

Services • conversation partners, field trips, personal/cultural counseling, recreational activities

Costs • tuition \$2,950.00 16-weeks; application fee \$100.00 applicable to tuition; activities fee \$88.00; health insurance \$250.00

Housing • Campus housing: limited, available year-round *Off-campus housing:* readily available, moderately priced **Room:** \$1,368.00-\$3,431.00 32-weeks

Board • board plan \$1,680.00 full board, academic year; other board plan options available

Other information • *Established:* 1976 *Member:* UCIEP *Endorsements:* TESOL standards, NAFSA principles (HE) (P + C)D

1228

UNIVERSITY OF NORTHERN IOWA

Culture and Intensive English Program

Baker Hall

Room 59

Cedar Falls IA 50614-0511

Ph 319-273-2182

Fax 319-273-2921

E-mail virginia.hash@viper.uni.edu

Academic year 1996/97

Intensive English Program

Hrs/wk: Class

LI: 20
I: 20
A: 20

IEP note • Class hours include language lab

Terms • 8 weeks beginning August, October, January, March, June

Longest break(s) • not applicable

Average class size • 10

Program size • 80 average term

Distribution • Africa 5%; Americas 15%; Asia/Oceania 55%; Europe, Eastern 10%; Europe, Western 10%; Middle East/North Africa 5%

Faculty • *Teachers*: 4 full-time, 7 part-time *Full-time teaching load*: 18 hours/week *Advanced degree ESL fields*: 4 full-time, 3 part-time *Administrators*: 1 full-time

Eligibility • all applicants minimum 18 years of age
Issues • I-20, IAP-66

Academic credit • not offered *May take academic courses*: with adequate TOEFL score

Tests • Institutional TOEFL

Services • academic counseling, field trips, personal/cultural counseling, recreational activities

Costs • tuition \$1,300.00 8-weeks; application fee \$25.00; activities fee \$4.00; health insurance \$32.00 month

Housing • *Campus housing*: available year-round

Off-campus housing: difficult to find *Room*: \$850.00 8-weeks

Board • board plan included in housing

Other information • *Established*: 1982 *Member*: UCIEP (HE)

1229

WESTERN IOWA TECH COMMUNITY COLLEGE

Intensive ESL for College

4647 Stone Avenue

PO Box 5199

Sioux City IA 51102-5199

Ph 800-352-4649, 712-274-6400

Fax 712-274-6412

E-mail bolanol@bandit.witcc.cc.ia.us

URL <http://www.witcc.cc.ia.us>

Academic year 1996/97

Intensive English Program

Hrs/wk:	Class	Lab
B:	16	4
LI:	16	4
I:	16	4
A:	16	4

Terms • 8 weeks beginning August, October, January, March, May

Longest break(s) • 3 weeks beginning December, 2 weeks beginning May

Average class size • 7

Program size • 38 average term

Distribution • Americas 33%; Asia/Oceania 67%

Faculty • *Teachers*: 1 full-time, 3 part-time *Full-time teaching load*: 20 hours/week *Advanced degree ESL fields*: 1 full-time

Eligibility • all applicants

Issues • I-20, IAP-66

Academic credit • not offered *May take academic courses*: at Advanced level

Tests • Michigan tests, locally developed tests

Services • academic counseling, academic placement, campus orientation, housing assistance, international student adviser, personal/cultural counseling, recreational activities

Costs • tuition \$880.00 8-weeks; application fee \$10.00; books \$80.00; activities fee \$75.00 semester

Housing • *Campus housing*: available year-round

Off-campus housing: difficult to find, expensive; assistance in locating provided *Room*: \$970.00 semester

Board • board plan \$660.00 semester

Other information • *Established*: 1993 (HE) (P + C)

KANSAS

1230

COFFEYVILLE COMMUNITY COLLEGE

Intensive English Program

400 West 11th

Coffeyville KS 67337

Ph 316-251-7700

Fax 316-251-7098

E-mail kimlee@raven.ccc.cc.ks.us

Academic year 1996/97

Intensive English Program

Hrs/wk:	Class	Lab
B:	10	5
I:	10	5
A:	5	10

English for Specific Purposes • Test Preparation: GED 10 hrs/wk

Terms • 17 weeks beginning August, January; 8 weeks beginning June

Longest break(s) • 3 weeks beginning December

Average class size • 15

Program size • 40 average term

Distribution • Americas 50%; Asia/Oceania 40%; Europe, Western 10%

Faculty • *Teachers*: 2 full-time, 2 part-time *Full-time teaching load*: 14 hours/week *Advanced degree ESL fields*: 1 full-time, 1 part-time *Administrators*: 1 full-time

Eligibility • foreign nationals

Issues • I-20, IAP-66. I-20 includes academic admission conditional on English language proficiency

Academic credit • 10 undergraduate degree credits for ESL *May take academic courses*: with adequate English language proficiency

Tests • Asset

Services • academic counseling, academic placement, airport meeting, field trips, homestay, host family, personal/cultural counseling, recreational activities

Costs • tuition \$119.00 credit hour; activities fee \$13.00

Housing • *Campus housing*: available year-round

Off-campus housing: readily available, moderately priced; assistance in locating provided *Room and board*: \$1,275.00-\$1,350.00 17-weeks

Board • board plan included in housing

Other information • *Established*: 1988 *Endorsements*: TESOL standards, NAFSA principles (HE) (P + C)

1231

EMPORIA STATE UNIVERSITY

Intensive English Program

ESU Box 4024

Emporia KS 66801-5087

Ph 316-341-5900

Fax 316-341-5884

Academic year 1995/96

Intensive English Program

Hrs/wk:	Class
I:	20
A:	20

Terms • 16 weeks beginning August, January; 6 weeks beginning June

Longest break(s) • 2 weeks beginning December, May

Average class size • 13

Program size • 50 average term

Distribution • Africa 10%; Americas 10%; Asia/Oceania 72%; Europe, Eastern 1%; Middle East/North Africa 7%

146

Faculty • Teachers: 2 full-time, 4 part-time *Full-time teaching load:* 15 hours/week *Advanced degree ESL fields:* 1 part-time *Administrators:* 1 part-time
Eligibility • international students with academic admission to host institution
Issues • I-20, IAP-66. I-20 includes academic admission conditional on English language proficiency
Academic credit • not offered *May take academic courses:* if part-time IEP
Tests • Institutional TOEFL, SPEAK
Services • academic counseling, academic placement, crosscultural activities, field trips, host family, international student adviser, personal/cultural counseling, recreational activities
Costs • tuition \$6,000.00 academic year; health insurance \$400.00; application fee \$50.00 -\$75.00; activities fee included in tuition
Housing • Campus housing: available *Off-campus housing:* readily available; assistance in locating provided
Board • board plan
Other information • *Established:* 1979 *Endorsements:* TESOL standards, NAFSA principles (HE) (P + C)

1232 HESSTON COLLEGE

Intensive English Program

Box 3000
 Hesston KS 67062
Ph 800-995-2757, 316-327-8133, 316-327-8222
Fax 316-327-8300
E-mail daveO@hesston.edu

Academic year 1996/97
Intensive English Program

Hrs/wk:	Class
B:	25
I:	8
A:	8

Terms • 16 weeks beginning August, January; 6 weeks beginning July
Longest break(s) • 2 weeks beginning December, April
Average class size • 15
Program size • 20 average term
Distribution • Africa 15%; Americas 50%; Asia/Oceania 25%; Other/Unknown 10%
Faculty • Teachers: 2 full-time, 2 part-time *Full-time teaching load:* 3 hours/week *Advanced degree ESL fields:* 2 full-time *Administrators:* 1 part-time
Eligibility • foreign nationals planning US study with minimum TOEFL 380
Issues • I-20, IAP-66. I-20 includes academic admission conditional on English language proficiency
Academic credit • 6 degree credits for ESL *May take academic courses:* with adequate English language proficiency (TOEFL 440)
Tests • Institutional TOEFL
Services • academic counseling, academic placement, field trips, homestay, host family, personal/cultural counseling, recreational activities
Costs • tuition \$4,875.00 16-weeks; health insurance \$400.00
Financial aid • tuition grant
Housing • Campus housing: available year-round *Off-campus housing:* readily available, moderately priced
Room and board: \$1,950.00 16-weeks
Board • board plan included in housing
Other information • *Established:* 1989 (HE) (P + C)

1233 KANSAS STATE UNIVERSITY

English Language Program

205 Fairchild Hall
 Manhattan KS 66506-1106
Ph 913-532-7324
Fax 913-532-6550
E-mail ecocke@ksu.ksu.edu

Academic year 1996/97

Intensive English Program

Hrs/wk:	Class	Lab	Orientation
B:	22	2	1
LI:	22	2	1
I:	22	2	1
A:	22	2	1

English for Specific Purposes • Graduate Study, Teaching Assistants, Test Preparation: TOEFL
Terms • 15 weeks beginning August, January; 8 weeks beginning June
Longest break(s) • not applicable
Average class size • 11
Program size • 75 average term

Distribution • Africa 2%; Americas 12%; Asia/Oceania 73%; Europe, Eastern 2%; Middle East/North Africa 11%
Faculty • Teachers: 7 full-time, 1 part-time *Full-time teaching load:* 15 hours/week *Advanced degree ESL fields:* 7 full-time, 1 part-time *Administrators:* 1 full-time, 1 part-time
Eligibility • foreign nationals
Issues • I-20, IAP-66. I-20 includes academic admission conditional on meeting admissions requirements
Academic credit • not offered *May take academic courses:* at Advanced level

Tests • Institutional TOEFL, locally developed tests
Services • academic counseling, academic placement, field trips, personal/cultural counseling
Costs • tuition \$3,150.00 15-weeks; application fee \$150.00 applicable to tuition; activities fee \$217.00
Housing • Campus housing: available year-round *Off-campus housing:* readily available, moderately priced
Room and board: \$1,750.00 16-weeks
Board • board plan included in housing
Other information • *Established:* 1986 *Member:* UCIEP (HE) (P + C)

1234 OTTAWA UNIVERSITY

English Language Institute

1001 South Cedar, #58
 Ottawa KS 66067-3399
Ph 800-755-5200, 913-242-5200
Fax 913-242-7429
E-mail mordy@iso.ott.edu

Academic year 1996/97

Intensive English Program

Hrs/wk:	Class
B:	20
LI:	20
I:	20
A:	20

Terms • 16 weeks beginning August, January; 8 weeks beginning May
Longest break(s) • 4 weeks beginning December
Average class size • 5
Program size • 12 average term
Distribution • Americas 13%; Asia/Oceania 87%
Faculty • Teachers: 1 full-time, 3 part-time *Full-time teaching load:* 20 hours/week *Administrators:* 1 full-time

Eligibility • foreign nationals
Issues • I-20. I-20 includes academic admission conditional on meeting admissions requirements
Academic credit • not offered *May take academic courses:* with adequate English language proficiency
Tests • Institutional TOEFL, Michigan tests, CELT
Services • academic counseling, academic placement, conversation partners, field trips, personal/cultural counseling, recreational activities
Costs • tuition \$4,175.00 16-weeks; application fee \$15.00; activities fee \$70.00; health insurance \$375.00; books \$35.00
Housing • *Campus housing:* available *Off-campus housing:* difficult to find, moderately priced; assistance in locating provided *Room:* \$750.00 16-weeks
Board • board plan \$1,060.00 16-weeks
Other information • *Established:* 1973 *Endorsements:* TESOL standards, NAFSA principles (HE) (P + C)

1235

PITTSBURG STATE UNIVERSITY

Intensive English Program

1701 South Broadway
 Pittsburg KS 66762
Ph 316-235-4676
Fax 316-235-4962
E-mail cmekkaou@pittstate.edu

Academic year 1996/97

Intensive English Program

Hrs/wk:	Class
B:	20
LI:	20
I:	20
A:	20

Terms • 16 weeks beginning August, January; 8 weeks beginning October, March, June
Longest break(s) • 4 weeks beginning December
Average class size • 15
Program size • 55 average term
Distribution • Americas 5%; Asia/Oceania 80%; Middle East/North Africa 5%; Other/Unknown 10%
Faculty • *Teachers:* 3 full-time, 2 part-time *Full-time teaching load:* 20 hours/week *Advanced degree ESL fields:* 3 full-time, 1 part-time *Administrators:* 1 part-time
Eligibility • foreign nationals
Issues • I-20, IAP-66. I-20 includes academic admission conditional on meeting admissions requirements
Academic credit • not offered
Tests • International, Institutional TOEFL; Michigan tests
Services • airport meeting, field trips, host family, personal/cultural counseling, recreational activities
Costs • tuition \$2,700.00 16-weeks; application fee \$40.00; health insurance \$216.00
Housing • *Campus housing:* available year-round *Off-campus housing:* readily available, moderately priced; assistance in locating provided *Room and board:* \$1,563.00 16-weeks
Board • board plan included in housing
Other information • *Established:* 1975 (HE) (P + C)

1236

THE LANGUAGE COMPANY, HAYS
LANGUAGE INSTITUTE

Intensive English Program

c/o Fort Hays State University
 200 Picken Hall, 600 Park Street
 Hays KS 67601
Ph 913-628-2121
Fax 913-628-2322
E-mail hlimd@fhsumv.fhsu.edu
URL <http://www.fhsu.edu>

Academic year 1995/96

Intensive English Program

Hrs/wk:	Class
B:	30
LI:	30
I:	30
A:	30

IEP note • Class hours include language lab

English for Specific Purposes • Business 30-45 hrs/wk, Marketing 30 hrs/wk, Test Preparation: unspecified test 5 hrs/wk

Terms • 4 weeks year-round

Longest break(s) • not applicable

Average class size • 8

Program size • 35 average term

Distribution • Americas 45%; Asia/Oceania 50%; Europe, Eastern 5%

Faculty • *Teachers:* 3 full-time, 2 part-time *Full-time teaching load:* 30 hours/week *Advanced degree ESL fields:* 2 full-time, 1 part-time *Administrators:* 1 full-time, 1 part-time

Eligibility • foreign nationals

Issues • I-20. I-20 includes academic admission conditional on meeting admissions requirements

Academic credit • not offered *May take academic courses:* at Advanced level

Tests • Institutional TOEFL

Services • academic counseling, academic placement, campus orientation, conversation partners, crosscultural activities, field trips, host family, housing assistance, international student adviser, personal/cultural counseling, recreational activities, visa/tax counseling

Costs • tuition \$950.00 4-weeks; application fee \$90.00; activities fee \$50.00; health insurance \$25.00; books \$35.00

Housing • *Campus housing:* available year-round *Off-campus housing:* readily available, moderately priced; assistance in locating provided *Room and board:* \$358.00 4-weeks

Board • board plan included in housing, 20 meals per week

Other information • *Established:* 1994 *Member:* AAIEP *Endorsements:* TESOL standards, NAFSA principles

1237

UNIVERSITY OF KANSAS

Applied English Center

204 Lippincott Hall
 Lawrence KS 66045
Ph 913-864-4606
Fax 913-864-5050
E-mail aec@kuhub.cc.ukans.edu
URL <http://www.aec.ukans.edu/>

Academic year 1996/97

Intensive English Program

Hrs/wk:	Class
B:	20
LI:	20
I:	19
A:	19

IEP note • Class hours include language lab and CAI; conversation groups and pronunciation lab optional
English for Specific Purposes • Graduate Study 4 hrs/wk, Teaching Assistants 4 hrs/wk, Other: EFL Teacher Training, Specialized Short-Term Programs
Terms • 16 weeks beginning August, January; 8 weeks beginning June
Longest break(s) • 4 weeks beginning December
Average class size • 13
Program size • 120 average term
Distribution • Africa 2%; Americas 8%; Asia/Oceania 68%; Europe, Eastern 1%; Europe, Western 4%; Middle East/North Africa 15%; Other/Unknown 2%
Faculty • *Teachers:* 9 full-time, 9 part-time *Full-time teaching load:* 9 hours/week *Advanced degree ESL fields:* 9 full-time, 9 part-time *Administrators:* 4 full-time
Eligibility • all applicants

Issues • I-20
Academic credit • not offered *May take academic courses:* with English language proficiency if academically admissible
Tests • International, Institutional TOEFL; locally developed tests, SPEAK
Services • academic counseling, academic placement, campus orientation, field trips, homestay, international student adviser, personal/cultural counseling, recreational activities
Costs • tuition \$4,240.00 16-weeks; application fee \$40.00; health insurance \$300.00; required campus privilege fee \$211.00
Housing • *Campus housing:* available year-round *Off-campus housing:* readily available, moderately priced *Room and board:* \$1,820.00 16-weeks
Board • board plan included in housing
Other information • *Established:* 1964 *Member:* UCIEP *Endorsements:* TESOL standards, NAFSA principles (HE) (P + C)

1238

WASHBURN UNIVERSITY OF TOPEKA

Intensive English Center

1700 College Avenue
 Topeka KS 66621
Ph 913-231-1010
Fax 913-233-3780
E-mail zzisa@acc.wuacc.edu

Academic year 1996/97

Intensive English Program

Hrs/wk:	Class	Lab	Conversation Partners
LI:	16	4	2
I:	16	4	2
A:	8-16	4	2

Terms • 15 weeks beginning August; 14 weeks beginning January; 8 weeks beginning June
Longest break(s) • not applicable
Average class size • 14
Program size • 70 average term
Distribution • Asia/Oceania 40%; Middle East/North Africa 50%; Other/Unknown 10%
Faculty • *Teachers:* 5 part-time *Full-time teaching load:* 6 hours/week *Advanced degree ESL fields:* 5 part-time *Administrators:* 1 full-time
Eligibility • all applicants

Issues • I-20. I-20 includes academic admission conditional on English language proficiency
Academic credit • not offered *May take academic courses:* with program director's approval
Tests • Institutional TOEFL
Services • academic counseling, academic placement, campus orientation, conversation partners, field trips, housing assistance, international student adviser, recreational activities
Costs • tuition \$1,860.00 15-weeks; application fee \$40.00; books \$100.00
Housing • *Campus housing:* available year-round *Off-campus housing:* readily available, moderately priced *Room:* \$1,630.00 15-weeks
Board • board plan \$786.00 15-weeks
Other information • *Established:* 1990 *Endorsements:* NAFSA principles (HE) (P + C)

1239

WICHITA STATE UNIVERSITY

Intensive English Language Center

Wichita KS 67260-0122
Ph 316-978-3232
Fax 316-978-3777
E-mail intadm@twsuvm.uc.twsu.edu
URL http://www.twsu.edu/~ienglwww

Academic year 1996/97

Intensive English Program

Hrs/wk:	Class	Lab	Conversation
B:	20	5	2
LI:	20	5	2
I:	20	5	2
A:	20	5	2

English for Specific Purposes • Test Preparation: TOEFL 5 hrs/wk
Terms • 16 weeks beginning August, January; 8 weeks beginning October, March, June
Longest break(s) • not applicable
Average class size • 14
Program size • 200 average term
Distribution • Africa 1%; Americas 9%; Asia/Oceania 80%; Europe, Eastern 2%; Europe, Western 2%; Middle East/North Africa 6%
Faculty • *Teachers:* 10 full-time, 2 part-time *Full-time teaching load:* 20 hours/week *Advanced degree ESL fields:* 9 full-time, 1 part-time *Administrators:* 3 full-time
Eligibility • all applicants
Issues • I-20, IAP-66. I-20 includes academic admission conditional on meeting admissions requirements
Academic credit • not offered *May take academic courses:* at Advanced level or with TOEFL over 500
Tests • International, Institutional TOEFL
Services • academic counseling, academic placement, conversation partners, field trips, homestay, host family, personal/cultural counseling, recreational activities
Costs • tuition \$3,000.00 16-weeks; application fee \$100.00 applicable to tuition; health insurance \$170.00; books and university fees \$550.00
Housing • *Campus housing:* available year-round *Off-campus housing:* readily available, moderately priced; assistance in locating provided *Room and board:* \$1,800.00 16-weeks
Board • board plan included in housing
Other information • *Established:* 1977 (HE) (P + C)

KENTUCKY

1240

EASTERN KENTUCKY UNIVERSITY

English Language Instruction Program

Division of Special Programs

202 Perkins Building

Richmond KY 40475

Ph 606-622-1224

Fax 606-622-6205

E-mail eeli@acs.eku.edu

Academic year 1996/97

Intensive English Program

Hrs/wk:	Class
B:	20
LI:	20
I:	20
A:	20

IEP note • Optional 9 hours night lab; five 8-hour cultural trips

English for Specific Purposes • Other: Law Enforcement-Assets Protection and Fire Safety Technology (night lab)

Terms • 7 weeks beginning August, October, January, March, June

Longest break(s) • not applicable

Average class size • 10

Program size • 30 average term

Distribution • Africa 1%; Americas 15%; Asia/Oceania 50%; Europe, Eastern 2%; Europe, Western 2%; Middle East/North Africa 25%; Other/Unknown 5%

Faculty • *Teachers*: 5 full-time, 2 part-time *Full-time teaching load*: 16 hours/week *Advanced degree ESL fields*: 5 full-time, 2 part-time *Administrators*: 2 part-time

Eligibility • all applicants minimum 16 years of age

Issues • I-20. I-20 includes academic admission conditional on meeting admissions requirements

Academic credit • not offered

Tests • Michigan tests, locally developed tests

Services • academic counseling, academic placement, campus orientation, conversation partners, crosscultural activities, field trips, housing assistance, international student adviser, personal/cultural counseling, recreational activities, visa/tax counseling

Costs • tuition \$1,250.00 7-weeks; application fee \$50.00 applicable to tuition; books \$200.00; required health insurance purchased from another office

Housing • *Campus housing*: available year-round

Off-campus housing: readily available, moderately priced *Room*: \$450.00 7-weeks

Board • board plan; several plans available

Other information • *Established*: 1991 *Member*: AAIEP

Endorsements: TESOL standards, NAFSA principles (HE) (P + C)

1241

MURRAY STATE UNIVERSITY

English Language Institute

College of Humanistic Studies

Faculty Hall, PO Box 9

Murray KY 42071

Ph 800-272-4678, 502-762-3247, 502-762-3006

Fax 502-762-2715

E-mail a53524f@msumusik.mursuky.edu

Academic year 1996/97

Intensive English Program

Hrs/wk:	Class	Lab
B:	20	5
LI:	20	5
I:	20	5
A:	20	5

English for Specific Purposes • Business, Communications, Education, Engineering, Graduate Study, Hotel Administration, International Relations, Law, Marketing, Medicine, Public Relations, Science, Teaching Assistants

Terms • 8 weeks beginning August, October, January, March, June

Longest break(s) • not applicable

Average class size • 10

Program size • 100 average term

Distribution • Americas 2%; Asia/Oceania 60%; Europe, Eastern 8%; Europe, Western 2%; Middle East/North Africa 25%; Other/Unknown 3%

Faculty • *Teachers*: 5 full-time, 7 part-time *Full-time teaching load*: 18 hours/week *Advanced degree ESL fields*: 5 full-time *Administrators*: 1 full-time, 1 part-time

Eligibility • all applicants with 2.0 GPA for undergraduate admission, 2.7 GPA for graduate

Issues • IAP-66. I-20 includes academic admission conditional on meeting admissions requirements

Academic credit • not offered *May take academic courses*: at Advanced level

Tests • Michigan tests

Services • academic counseling, academic placement, campus orientation, conversation partners, crosscultural activities, field trips, homestay, host family, housing assistance, international student adviser, personal/cultural counseling, recreational activities, visa/tax counseling, mentor program

Costs • tuition \$1,400.00 8-weeks; application fee \$50.00; activities fee \$120.00; health insurance \$86.00

Housing • *Campus housing*: available year-round

Off-campus housing: readily available; assistance in locating provided *Room*: \$300.00 8-weeks; \$300.00 per month for university apartment

Board • board plan \$350.00 month

Other information • *Established*: 1993 *Endorsements*: NAFSA principles (HE) (P + C)

1242

TRANSYLVANIA UNIVERSITY

Intensive ESL Program

300 North Broadway

Lexington KY 40508

Ph 606-233-8124

Fax 606-233-8797

Academic year 1996/97

Intensive English Program

Hrs/wk:	Class
B:	15
LI:	15
I:	15
A:	15

Terms • 8 weeks beginning September, November, January, April, June

Longest break(s) • 4 weeks beginning December

Average class size • 1

Program size • 3 average term


Distribution • Asia/Oceania 95%; Middle East/North Africa 5%

Faculty • *Teachers*: 1 part-time *Administrators*: 1 part-time

Eligibility • foreign nationals

Issues • I-20

150



EKU ENGLISH LANGUAGE INSTRUCTION PROGRAM

An Intensive English
Program

*Coursework in English as a
Second Language (ESL)*

For More Information:

EELI

EKU English Language Instruction Program

Eastern Kentucky University

Case Annex 270

Richmond, KY 40475-3140

U.S.A.

Telephone: (606)622-6370 / Fax: (606)622-6205

E-mail: EELI@acs.eku.edu

EELI Homepage: eku.edu/eeli/

Academic credit • not offered *May take academic courses:*
at Advanced level with program director's approval and
TOEFL 500

Tests • Michigan tests

Services • academic counseling, academic placement, field
trips, personal/cultural counseling, recreational activities

Costs • tuition \$3,200.00 8-weeks comprehensive fee

Housing • *Campus housing:* no campus housing

Off-campus housing: not available

Board • no board plan

Other information • *Established:* 1989 (HE)

1243

UNIVERSITY OF KENTUCKY

Center for English as a Second Language

Department of English

1215 Patterson

Lexington KY 40506

Ph 606-257-7003

Fax 606-323-1072

Academic year 1995/96

Intensive English Program

Hrs/wk: **Class**

B: 20

LI: 20

I: 20

A: 20

IEP note • Class hours include language lab

English for Specific Purposes • Test Preparation: TOEFL

Terms • 8 weeks beginning August, October, January,
March

Longest break(s) • not applicable

Average class size • 15

Program size • 50 average term

Faculty • *Teachers:* 1 full-time, 9 part-time *Advanced degree*

ESL fields: 1 full-time, 7 part-time *Administrators:* 1 full-time,
1 part-time

Eligibility • foreign nationals

Issues • I-20

Academic credit • not offered

Tests • Michigan tests

Services • field trips, recreational activities

Costs • tuition \$1,100.00 8-weeks; application fee \$50.00
applicable to tuition

Housing • *Campus housing:* available *Off-campus housing:*
readily available

Board • board plan

Other information • *Established:* 1979 (HE)

1244

UNIVERSITY OF LOUISVILLE

Intensive ESL Program

Belknap Campus

Louisville KY 40292

Ph 502-852-5901

Fax 502-852-7216

E-mail iesl@ulkyvm.louisville.edu

URL <http://www.louisville.edu/groups/iesl-www>

Academic year 1996/97

Intensive English Program

Hrs/wk:	Class
B:	25
I:	25
A:	25

IEP note • Class hours include language lab

Terms • 11 weeks beginning September; 10 weeks beginning January, March, June

Longest break(s) • not applicable

Average class size • 13

Program size • 50 average term

Distribution • Africa 5%; Americas 20%; Asia/Oceania 40%; Europe, Eastern 5%; Middle East/North Africa 20%; Other/Unknown 10%

Faculty • *Teachers:* 6 full-time *Full-time teaching load:* 20 hours/week *Advanced degree ESL fields:* 6 full-time

Administrators: 2 full-time

Eligibility • all applicants

Issues • I-20, IAP-66. I-20 includes academic admission conditional on meeting admissions requirements

Academic credit • not offered *May take academic courses:* with program director's approval

Tests • Michigan tests

Services • academic counseling, field trips, host family, personal/cultural counseling, recreational activities

Costs • tuition \$1,490.00 10-weeks; application fee \$50.00 applicable to tuition; activities fee \$105.00; health insurance \$325.00; international fee \$34.00

Housing • *Campus housing:* available year-round

Off-campus housing: readily available, moderately priced; assistance in locating provided *Room:* \$895.00 16-weeks

Board • board plan; several plans available

Other information • *Established:* 1976 *Endorsements:* TESOL standards, NAFSA principles (HE) (P + C)

LOUISIANA

1245

AMERICAN LANGUAGE ACADEMY, THIBODAUX

Intensive English Program

c/o Nicholls State University

PO Box 2112, Peltier Hall

Thibodaux LA 70310

Ph 504-449-7040

Fax 301-309-0202

E-mail alatbd@mcimail.com

Academic year 1996/97

Intensive English Program

Hrs/wk:	Class	Lab
B:	25	3
LI:	25	3
I:	25	3
A:	25	

IEP note • CAI available

English for Specific Purposes • Test Preparation: TOEFL 2-4 hrs/wk

Terms • 10 weeks beginning March, June; 9 weeks beginning August, October

Longest break(s) • not applicable

Average class size • 5

Program size • 25 average term

Faculty • *Teachers:* 3 full-time, 3 part-time *Full-time teaching load:* 20 hours/week *Advanced degree ESL fields:* 3 full-time, 3 part-time

Eligibility • foreign nationals

Issues • I-20, IAP-66

Academic credit • not applicable *May take academic courses:* at Advanced level with approval of instructor, director

Tests • Institutional TOEFL

Services • academic counseling, academic placement, campus orientation, conversation partners, crosscultural activities, field trips, homestay, host family, housing assistance, international student adviser, personal/cultural counseling, recreational activities, visa/tax counseling

Costs • tuition \$2,795.00 term; application fee \$90.00; health insurance \$100.00; student services \$225.00

Housing • *Campus housing:* available year-round

Off-campus housing: no information provided *Room and board:* \$1,075.00 10-weeks

Board • board plan included in housing

Other information • *Established:* 1995 *Member:* AAIEP *Endorsements:* TESOL standards, NAFSA principles

1246

LOUISIANA STATE UNIVERSITY

English Language and Orientation Program (ELOP)

396 Pleasant Hall

Baton Rouge LA 70803-1510

Ph 504-388-5642

Fax 504-388-5710

E-mail amiller@lsumvs.sncc.lsu.edu

URL <http://www.lsu.edu/guests/elopweb/>

Academic year 1996/97

Intensive English Program

Hrs/wk:	Class	Lab
B:	20	3
LI:	20	3
I:	20	3
A:	20	3

IEP note • Conversation available at all levels; I, A: Business English, CAI, TOEFL preparation optional

English for Specific Purposes • Business 25 hrs/wk, Test Preparation: TOEFL 10 hrs/wk

Terms • 8 weeks beginning August, October, January, March, June

Longest break(s) • not applicable

Average class size • 15

Program size • 85 average term

Distribution • Africa 1%; Americas 33%; Asia/Oceania 50%; Europe, Eastern 1%; Europe, Western 3%; Middle East/North Africa 12%

Faculty • *Teachers:* 8 full-time *Full-time teaching load:* 20 hours/week *Advanced degree ESL fields:* 1 full-time *Administrators:* 1 full-time

Eligibility • all applicants

Issues • I-20. I-20 includes academic admission conditional on English language proficiency (undergraduate TOEFL 500, graduate TOEFL 550)

Academic credit • not offered *May audit academic courses*

Tests • Institutional TOEFL

Services • academic counseling, airport meeting, field trips, host family, personal/cultural counseling, recreational activities

Costs • tuition \$1,095.00 8-weeks; application fee \$50.00; activities fee \$100.00; health insurance \$126.00 -\$396.00

Housing • *Campus housing:* available year-round

Off-campus housing: readily available, moderately priced; assistance in locating provided *Room:* \$465.00 8-weeks

Board • board plan \$480.00 8-weeks

Other information • *Established:* 1946 *Member:* UCIEP (HE)

152

1247
LOYOLA UNIVERSITY

Loyola Intensive English Program

6363 St Charles Avenue
PO Box 205
New Orleans LA 70118-6143
Ph 504-865-3526
Fax 504-865-2035
E-mail liep@beta.loyno.edu
URL http://www.studyusa.com/factshts/loyola.htm

Academic year 1996/97

Intensive English Program

Hrs/wk:	Class	Tutorial
B:	20	2
LI:	20	2
I:	20	2
A:	20	2

English for Specific Purposes • Test Preparation: TOEFL
Terms • 15 weeks beginning August, January; 7 weeks beginning June

Longest break(s) • not applicable

Average class size • 10

Program size • 40 average term

Distribution • Americas 50%; Asia/Oceania 33%; Europe, Western 10%; Middle East/North Africa 7%

Faculty • *Teachers:* 3 full-time, 4 part-time *Full-time teaching load:* 18 hours/week *Advanced degree ESL fields:* 1 full-time, 1 part-time *Administrators:* 1 full-time, 2 part-time

Eligibility • foreign nationals

Issues • I-20, IAP-66. I-20 includes academic admission conditional on meeting admissions requirements

Academic credit • not offered *May take academic courses:* at Advanced level if academically admissible with TOEFL 450-500 and academic director's approval

Tests • Institutional TOEFL

Services • academic counseling, academic placement, field trips, host family, personal/cultural counseling, recreational activities

Costs • tuition \$2,650.00 15-weeks; application fee \$50.00 applicable to tuition; activities fee \$50.00; health insurance \$200.00

Housing • *Campus housing:* available year-round *Off-campus housing:* readily available, moderately priced; assistance in locating provided *Room:* \$1,550.00 15-weeks; all intensive English students are placed with English-speaking roommates

Board • board plan \$1,250.00 15-weeks

Other information • *Established:* 1976 *Member:* AAIEP *Endorsements:* TESOL standards, NAFSA principles (HE) (P + C)

1248
TULANE UNIVERSITY

Legal English Program

1326 Audubon Street
New Orleans LA 70118-5698
Ph 504-865-5803
Fax 504-866-6364

Academic year 1996/97

Legal English Program

English for Specific Purposes • Law *Minimum English language proficiency required:* TOEFL 500 *Hrs/wk:* 30 hours class *Short-term summer program to develop English language communications skills and knowledge of US legal system for lawyers, law students from other nations.*

Terms • 3 weeks beginning July

Longest break(s) • not applicable

Average class size • 15

Program size • 18 summer

Distribution • Americas 50%; Asia/Oceania 25%; Europe, Western 20%; Middle East/North Africa 5%

Faculty • *Teachers:* 4 part-time *Advanced degree ESL fields:* 2 part-time *Administrators:* 1 full-time

Eligibility • foreign nationals

Issues • I-20

Academic credit • not offered

Tests • Institutional TOEFL, Michigan tests

Services • academic counseling, academic placement, field trips

Costs • tuition \$700.00 3-weeks; application fee \$100.00 applicable to tuition; activities fee \$100.00; health insurance \$45.00; linens \$20.00

Housing • *Campus housing:* available year-round *Off-campus housing:* readily available, moderately priced *Room:* \$350.00 3-weeks

Board • board plan \$400.00 3-weeks

Other information • *Established:* 1989 *Member:* AAIEP *Endorsements:* TESOL standards, NAFSA principles (HE) (P + C)

1249
TULANE UNIVERSITY

TESL Institute

1326 Audubon Street
New Orleans LA 70118-5698
Ph 504-865-5803
Fax 504-866-6364
E-mail belinda@mailhost.tcs.tulane.edu

Academic year 1996/97

Intensive English Program

Hrs/wk:	Class
B:	20
LI:	20
I:	20
A:	20

English for Specific Purposes • Teaching Assistants 3 hrs/wk, Test Preparation: TOEFL 3 hrs/wk

Terms • 4 weeks year-round

Longest break(s) • 3 weeks beginning December

Average class size • 12

Program size • 80 average term

Distribution • Americas 30%; Asia/Oceania 30%; Europe, Eastern 5%; Europe, Western 30%; Middle East/North Africa 5%

Faculty • *Teachers:* 6 full-time, 5 part-time *Full-time teaching load:* 20 hours/week *Advanced degree ESL fields:* 5 full-time, 3 part-time *Administrators:* 1 full-time, 1 part-time

Eligibility • foreign nationals

Issues • I-20

Academic credit • 4 undergraduate degree credits for ESL replacing freshman English *May take academic courses:* at Advanced level

Tests • Institutional TOEFL, Michigan tests

Services • academic counseling, academic placement, field trips, personal/cultural counseling, recreational activities

Costs • tuition \$600.00 4-weeks; application fee \$25.00; activities fee \$20.00; health insurance \$45.00; materials \$20.00

Housing • *Campus housing:* available year-round *Off-campus housing:* readily available, moderately priced; assistance in locating provided *Room:* \$350.00 4-weeks

Board • board plan

Other information • *Established:* 1977 *Member:* AAIEP *Endorsements:* TESOL standards, NAFSA principles (HE) (P + C)

1250
UNIVERSITY OF NEW ORLEANS

Intensive English Language Program

Metropolitan College
New Orleans LA 70148
Ph 504-280-5530, 504-280-7484
Fax 504-280-7317
E-mail ielpmc@uno.edu
URL <http://www.uno.edu/~inst/ielp.html>

Academic year 1996/97

Intensive English Program

Hrs/wk:	Class	Lab	Conversation Partners
B:	20	5	1
LI:	20	5	1
I:	20	5	1
A:	20	5	1

Terms • 8 weeks beginning August, October, January, March

Longest break(s) • not applicable

Average class size • 10

Program size • 30 average term

Distribution • Americas 46%; Asia/Oceania 27%; Europe, Eastern 2%; Europe, Western 3%; Middle East/North Africa 22%

Faculty • *Teachers:* 7 full-time, 3 part-time *Full-time teaching load:* 20 hours/week *Advanced degree ESL fields:* 6 full-time, 3 part-time *Administrators:* 3 full-time, 2 part-time

Eligibility • foreign nationals minimum 17 years of age

Issues • 1-20

Academic credit • not offered

Tests • Michigan tests

Services • academic counseling, academic placement, campus orientation, conversation partners, crosscultural activities, field trips, homestay, host family, housing assistance, international student adviser

Costs • tuition \$1,195.00 8-weeks; application fee \$20.00; activities fee \$25.00; health insurance \$70.00

Housing • *Campus housing:* available academic year *Off-campus housing:* readily available, moderately priced; assistance in locating provided *Room and board:* \$787.00 8-weeks; \$300.00 per month for apartments without board

Board • board plan included in housing

Other information • *Established:* 1995 *Endorsements:* TESOL standards, NAFA principles (HE) (P + C)

Average class size • 8

Program size • 35 average term

Distribution • Africa 3%; Americas 10%; Asia/Oceania 60%; Europe, Eastern 3%; Europe, Western 4%; Middle East/North Africa 20%

Faculty • *Teachers:* 5 full-time *Full-time teaching load:* 25 hours/week *Advanced degree ESL fields:* 5 full-time

Administrators: 1 full-time

Eligibility • all applicants

Issues • 1-20

Academic credit • not offered *May take academic courses:* with adequate English language proficiency

Tests • Institutional TOEFL

Services • academic counseling, academic placement, personal/cultural counseling, recreational activities

Costs • tuition \$660.00 4-weeks; application fee \$30.00; activities fee \$5.00; health insurance \$50.00 month; health fee \$7.00 month

Housing • *Campus housing:* available year-round

Off-campus housing: moderately priced; assistance in locating provided *Room and board:* \$625.00 4-weeks

Board • board plan included in housing

Other information • *Established:* 1977 *Member:* AAIEP *Endorsements:* TESOL standards, NAFA principles (HE)

1252
UNIVERSITY OF MAINE AT ORONO

Intensive English Institute

5732 Hannibal Hamlin Hall
Orono ME 04469-5732

Ph 207-581-3821

Fax 207-581-3803

E-mail umiei@maine.maine.edu

URL <http://www.ume.maine.edu/~iei>

Academic year 1996/97

Intensive English Program

Hrs/wk:	Class	Lab
B:	20	2
LI:	20	2
I:	20	2
A:	20	

English for Specific Purposes • Business 10 hrs/wk, Travel 10 hrs/wk, Test Preparation: TOEFL, Other: American Studies, Ecotourism, Multimedia; courses offered summer only 10 hrs/wk

Terms • 14 weeks beginning September, January; 7 weeks beginning September, October, January, March, May; 6 weeks beginning July for TOEFL; 2-, 3-, 4-, 6-weeks beginning July, August

Longest break(s) • 3 weeks beginning December

Average class size • 12

Program size • 60 average term

Distribution • Americas 16%; Asia/Oceania 50%; Middle East/North Africa 25%; Other/Unknown 9%

Faculty • *Teachers:* 4 full-time, 1 part-time *Full-time teaching load:* 18 hours/week *Advanced degree ESL fields:* 4 full-time, 1 part-time *Administrators:* 2 full-time, 2 part-time

Eligibility • foreign nationals

Issues • 1-20, IAP-66. I-20 includes academic admission conditional on meeting admissions requirements

Academic credit • 6 undergraduate and graduate degree credits for ESL *May take academic courses:* with TOEFL 500

Tests • International, Institutional TOEFL; TOEIC

Services • academic counseling, academic placement, field trips, homestay, host family, personal/cultural counseling, recreational activities

Costs • tuition \$2,752.00 14-weeks; application fee \$50.00; activities fee \$275.00; health insurance \$598.00 year

MAINE

1251
HUSSON COLLEGE

International Center for Language Studies

One College Circle
Bangor ME 04401-2999
Ph 207-941-7083
Fax 207-941-7084

Academic year 1996/97

Intensive English Program

Hrs/wk:	Class	Lab
B:	20	5
LI:	20	5
I:	20	5
A:	20	5

English for Specific Purposes • Business

Terms • 4 weeks beginning each month

Longest break(s) • not applicable

154

Housing • *Campus housing*: available year-round
Off-campus housing: readily available, moderately priced
Room and board: \$2,370.00 14-weeks
Board • board plan included in housing
Other information • *Established*: 1986 (HE)

1253
UNIVERSITY OF SOUTHERN MAINE

Intensive English Language Program

96 Falmouth Street
 PO Box 9300
 Portland ME 04104
Ph 800-800-4876, 207-780-4419
Fax 207-780-4933
E-mail usmiep@usm.maine.edu
URL http://www.usm.maine.edu

Academic year 1996/97

Intensive English Program

Hrs/wk:	Class	Lab	TOEFL
I:	16	4	2
A:	16	4	2

English for Specific Purposes • Test Preparation: TOEFL
Terms • 15 weeks beginning September, January; 4 weeks beginning July
Longest break(s) • not applicable
Average class size • 10
Program size • 10 average term
Distribution • Asia/Oceania 75%; Europe, Eastern 10%; Europe, Western 15%

Faculty • *Teachers*: 1 full-time, 2 part-time *Full-time teaching load*: 15 hours/week *Advanced degree ESL fields*: 1 full-time, 2 part-time *Administrators*: 1 full-time, 1 part-time
Eligibility • all applicants
Issues • I-20

Academic credit • not offered *May take academic courses*: at Advanced level
Tests • International TOEFL, locally developed tests
Services • academic counseling, academic placement, campus orientation, conversation partners, crosscultural activities, field trips, international student adviser, personal/cultural counseling, recreational activities, visa/tax counseling

Costs • tuition \$2,575.00 15-weeks; application fee \$25.00; health insurance \$455.00; activities fee included in tuition
Housing • *Campus housing*: available year-round
Off-campus housing: readily available, moderately priced
Room: \$1,354.00 15-weeks
Board • board plan \$1,098.00 15-weeks
Other information • *Established*: 1995 *Endorsements*: TESOL standards, NAFSA principles (HE) (P + C)

MARYLAND

1254
ANNE ARUNDEL COMMUNITY COLLEGE

Summer Intensive English Program

101 College Parkway
 Arnold MD 21012
Ph 410-541-2297

Academic year 1996/97

Intensive English Program

Hrs/wk:	Class
B:	32
I:	32

Terms • 6 weeks beginning May, July
Longest break(s) • not applicable
Average class size • 10
Program size • 325 average term
Distribution • Africa 1%; Americas 15%; Asia/Oceania 40%; Europe, Eastern 4%; Europe, Western 4%; Middle East/North Africa 4%; Other/Unknown 32%
Faculty • *Teachers*: 13 part-time *Advanced degree ESL fields*: 10 part-time *Administrators*: 1 full-time
Eligibility • foreign nationals
Issues • I-20. I-20 includes academic admission conditional on English language proficiency
Academic credit • not offered *May take academic courses*: if academically admissible
Tests • Institutional TOEFL, Michigan tests
Services • academic counseling, academic placement, campus orientation, conversation partners, crosscultural activities, field trips, housing assistance, international student adviser, personal/cultural counseling, recreational activities
Costs • tuition \$260.00 45-weeks; application fee \$20.00
Housing • *Campus housing*: no campus housing
Off-campus housing: readily available; assistance in locating provided
Board • no board plan
Other information • *Established*: 1994 *Endorsements*: NAFSA principles (HE) (P + C)

1255
COLLEGE OF NOTRE DAME OF MARYLAND

English Language Institute

4701 North Charles Street
 Baltimore MD 21210
Ph 800-435-0300, 410-532-5566, 410-532-3156
Fax 410-435-5937

Academic year 1995/96

Intensive English Program

Hrs/wk:	Class	Lab	CAI
B:	17	3	2
LI:	20	3	2
I:	20	3	2
A:	21	3	2

English for Specific Purposes • Test Preparation: TOEFL 4 hrs/wk, Other: Intensive TOEFL Track Program 8 hrs/wk
Terms • 8 weeks beginning August, October, February, April, June; 3 weeks beginning January
Longest break(s) • 2 weeks beginning December
Average class size • 12
Program size • 75 average term
Distribution • Americas 30%; Asia/Oceania 40%; Europe, Eastern 5%; Europe, Western 20%; Middle East/North Africa 5%

Faculty • *Teachers*: 2 full-time, 9 part-time *Full-time teaching load*: 15 hours/week *Advanced degree ESL fields*: 2 full-time, 7 part-time *Administrators*: 1 full-time, 1 part-time
Eligibility • foreign nationals
Issues • I-20

Academic credit • 6 undergraduate degree credits for ESL replacing foreign language *May take academic courses*: may audit academic courses at Advanced level
Tests • Institutional TOEFL, Michigan tests, CELT
Services • academic counseling, academic placement, field trips, host family, recreational activities
Costs • tuition \$1,285.00 8-weeks; application fee \$30.00; activities fee \$35.00; I-20 tuition deposit \$100.00; host family placement fee \$35.00

Housing • *Campus housing*: available year-round
Off-campus housing: readily available, moderately priced; assistance in locating provided *Room and board*: \$1,544.00 8-weeks; year-round housing for women only; housing for men during summer only
Board • board plan included in housing
Other information • *Established*: 1983 (HE) (P + C) ◀

1256

JOHNS HOPKINS UNIVERSITY

Intensive English Language/American Culture Program

Office of Summer Programs
 3400 North Charles Street
 Baltimore MD 21218
Ph 800-548-0548, 410-516-4548
Fax 410-516-6017
E-mail summer@jhu.edu
URL <http://www.jhu.edu/~sumprog>

Academic year 1995/96

Intensive English Program

Hrs/wk:	Class	Lab
LI:	20	5
I:	20	5
A:	20	5

Terms • 6 weeks beginning July
Longest break(s) • not applicable
Average class size • 11
Program size • 22 average term

Distribution • Americas 14%; Asia/Oceania 77%; Europe, Western 9%

Faculty • *Teachers*: 3 part-time *Advanced degree ESL fields*: 3 part-time *Administrators*: 1 full-time, 1 part-time

Eligibility • all applicants minimum 16 years of age and completion of two years English language study

Issues • B-2 visa

Academic credit • not offered *May take academic courses*: if academically admissible with appropriate TOEFL

Tests • locally developed tests

Services • academic counseling, campus orientation, conversation partners, crosscultural activities, field trips, housing assistance, international student adviser, personal/cultural counseling, recreational activities

Costs • tuition \$1,920.00 term without room and board, \$3,500.00 term with room and board; health insurance \$90.00; activities fee \$70.00 for commuters only

Housing • *Campus housing*: available summer only
Off-campus housing: readily available, moderately priced
Room and board: included in tuition

Board • board plan included in tuition

Other information • *Established*: 1995 *Endorsements*: TESOL standards, NAFAA principles (HE) ▶



The Institute is part of the College of Notre Dame

ENGLISH LANGUAGE INSTITUTE
 of the
COLLEGE OF NOTRE DAME OF MARYLAND

Every year students from more than 20 countries enroll in our excellent program. They find that the personal attention by an experienced faculty, the college's resources and our convenient east coast location make their stay educational and enjoyable.

- All levels of Intensive English as a Second Language.
- Intensive English or TOEFL Tracks.
- Includes culture studies, field trips, social activities.
- Five 8-week terms, September through July.
- Small Classes.
- Academic counseling and placement services; on- or off-campus housing.
- Institutional TOEFL.

For a brochure with complete details and application, please contact us.

English Language Institute
 College of Notre Dame of Maryland
 4701 North Charles Street
 Baltimore, Maryland 21210, U.S.A.
 Telephone: 410-532-5566 / 410-532-3156 Fax: 410-435-5937

HOPKINS SUMMER



Consider the possibilities:

- courses in the sciences, social sciences, and humanities
- Intensive English Language / American Culture Program
- 140-acre campus just 45 minutes from Washington, D.C.
- world-renowned research and medical centers

Open to visiting undergraduates and high school students

Johns Hopkins University, Office of Summer Programs

230 Mergenthaler Hall / 3400 N. Charles Street

Baltimore, MD 21218 USA

Telephone: (410) 516-4548 Fax: (410) 516-6017

E-mail: summer@jhu.edu <http://www.jhu.edu/~sumprog>

An equal opportunity/affirmative action institution

JOHNS HOPKINS
UNIVERSITY

1257

UNIVERSITY OF MARYLAND

Maryland English Institute (MEI)

2140 Taliaferro Hall
College Park MD 20742-1511
Ph 301-405-8634
Fax 301-314-9462
E-mail mm291@umail.umd.edu
URL http://www.inform.umd.edu/EdRes/

Academic year 1996/97

Intensive English Program

Hrs/wk:	Class	Lab	Culture
B:	15	5	5
LI:	15	5	5
I:	15	5	5
A:	15	5	5

Terms • 14 weeks beginning September, January; 8 weeks beginning June

Longest break(s) • 4 weeks beginning December

Average class size • 14

Program size • 110 average term

Distribution • Africa 2%; Americas 8%; Asia/Oceania 80%; Europe, Eastern 4%; Europe, Western 1%; Middle East/North Africa 5%

Faculty • *Teachers*: 16 full-time *Full-time teaching load*: 15 hours/week *Advanced degree ESL fields*: 16 full-time *Administrators*: 3 full-time

Eligibility • all applicants

Issues • I-20, IAP-66

Academic credit • not offered

Tests • Institutional TOEFL, locally developed tests

Services • academic counseling, conversation partners, field trips, personal/cultural counseling, recreational activities

Costs • tuition \$3,797.00 14-weeks; application fee \$40.00; activities fee \$30.00; health insurance \$250.00

Housing • *Campus housing*: available year-round

Off-campus housing: readily available, moderately priced; assistance in locating provided *Room*: \$1,499.00 14-weeks

Board • board plan \$1,157.00 14-weeks

Other information • *Established*: 1980 *Member*: UCIEP (HE) (P + C)

1258

UNIVERSITY OF MARYLAND BALTIMORE COUNTY

English Language Center

Continuing Education
5401 Wilkens Avenue
Baltimore MD 21228
Ph 410-455-2831
Fax 410-455-1115
E-mail elc@umbc.edu

Academic year 1995/96

Intensive English Program

Hrs/wk:	Class
B:	20
LI:	20
I:	20

IEP note • Class hours include 5-7 hours instructor-guided CAI; up to 5 hours additional open CAI

English for Specific Purposes • Business 20 hrs/wk, Graduate Study 6 hrs/wk, Test Preparation: TOEFL 3 hrs/wk

Terms • 7 weeks beginning September, October, January, March; 4 weeks beginning June, July

Longest break(s) • not applicable

Average class size • 10

Program size • 30 average term

Distribution • Africa 5%; Americas 8%; Asia/Oceania 46%; Europe, Eastern 11%; Europe, Western 18%; Middle East/North Africa 12%

Faculty • *Teachers*: 2 full-time, 4 part-time *Full-time teaching load*: 16 hours/week *Advanced degree ESL fields*: 2 full-time, 4 part-time *Administrators*: 2 full-time

Eligibility • all applicants

Issues • I-20

Academic credit • not offered

Tests • locally developed tests, CELT, SLEP

Services • academic counseling, campus orientation, conversation partners, crosscultural activities, field trips, housing assistance, international student adviser, personal/cultural counseling, recreational activities, visa/tax counseling

Costs • tuition \$1,400.00 7-weeks; application fee \$40.00; activities fee \$70.00; health insurance \$108.00; field trips \$30.00

Housing • *Campus housing*: available year-round

Off-campus housing: readily available, moderately priced; assistance in locating provided *Room*: \$1,232.00 15-weeks

Board • board plan \$900.00-\$1,035.00 15-weeks

Other information • *Established*: 1993 *Endorsements*: TESOL standards, NAFSA principles (HE) (P + C)

MASSACHUSETTS

1259

AMERICAN LANGUAGE ACADEMY, BOSTON (WALTHAM)

Intensive English Program

c/o Brandeis University
Continuing Education and Summer Programs
Waltham MA 02154
Ph 617-237-0320
Fax 301-309-0202
E-mail amerlang@mcimail.com

Academic year 1996/97

Intensive English Program

Hrs/wk:	Class
B:	25
LI:	25
I:	25
A:	25

Terms • 8 weeks beginning June; 6 weeks beginning June; 4 weeks beginning June, July

Longest break(s) • not applicable

Average class size • 10

Program size • 75 average term

Faculty • *Teachers*: 3 full-time *Full-time teaching load*: 20 hours/week *Advanced degree ESL fields*: 3 full-time

Eligibility • foreign nationals

Issues • I-20, IAP-66

Academic credit • not applicable

Tests • Institutional TOEFL

Services • academic counseling, academic placement, campus orientation, conversation partners, crosscultural activities, field trips, housing assistance, international student adviser, personal/cultural counseling, recreational activities, visa/tax counseling

Costs • tuition \$4,965.00 8-weeks, \$3,875.00 6-weeks, \$2,825.00 4-weeks

Housing • *Campus housing*: available *Off-campus housing*: difficult to find *Room and board*: included in tuition

Board • board plan included in tuition

Other information • *Established*: 1991 *Member*: AAIEP *Endorsements*: TESOL standards, NAFSA principles



1260
AMERICAN LANGUAGE ACADEMY,
NORTH ANDOVER

Intensive English Program

c/o Merrimack College
 315 Turnpike Street
 North Andover MA 01845
Ph 508-837-5300
Fax 301-309-0202
E-mail alama@mcimail.com

Academic year 1996/97

Intensive English Program

Hrs/wk:	Class	Lab
B:	25	3
LI:	25	3
I:	25	3
A:	25	

IEP note • CAI available

English for Specific Purposes • Test Preparation: TOEFL
 2-4 hrs/wk

Terms • 10 weeks beginning March, June; 9 weeks
 beginning August, October

Longest break(s) • not applicable

Average class size • 8

Program size • 35 average term

Faculty • *Teachers:* 5 full-time, 3 part-time *Full-time teaching load:* 20 hours/week *Advanced degree ESL fields:* 4 full-time, 2 part-time *Administrators:* 3 full-time, 1 part-time

Eligibility • foreign nationals

Issues • I-20, IAP-66

Academic credit • not applicable *May take academic courses:* at Advanced level with approval of instructor, director

Tests • Institutional TOEFL

Services • academic counseling, academic placement, campus orientation, conversation partners, crosscultural activities, field trips, homestay, host family, housing assistance, international student adviser, personal/cultural counseling, recreational activities, visa/tax counseling
Costs • tuition \$2,795.00 term; application fee \$90.00; health insurance \$100.00; student services \$135.00

Housing • *Campus housing:* available year-round
Off-campus housing: readily available, moderately priced; assistance in locating provided **Room and board:** \$2,076.00 10-weeks

Board • board plan included in housing

Other information • *Established:* 1994 *Member:* AAIEP

Endorsements: TESOL standards, NAFSA principles

Longest break(s) • not applicable

Average class size • 12

Program size • 300 average term

Faculty • *Teachers:* 16 full-time *Full-time teaching load:* 15 hours/week *Administrators:* 8 full-time

Eligibility • all applicants

Issues • I-20

Academic credit • not applicable

Tests • Institutional TOEFL, Michigan tests

Services • academic counseling, academic placement, campus orientation, field trips, international student adviser, personal/cultural counseling, recreational activities

Costs • tuition \$295.00 1-week; application fee \$100.00; health insurance \$15.00

Housing • *Campus housing:* available summer only

Off-campus housing: not available **Room and board:** \$155.00 1-week

Board • board plan included in housing

Other information • *Established:* 1993

1262
ASPECT INTERNATIONAL LANGUAGE
SCHOOL, BOSTON

Intensive ESL Program

126 Newbury Street
 Boston MA 02116
Ph 415-243-8190

Fax 415-243-8193

E-mail learn@aspectworld.com

Application contact: Aspect International Language Schools, 26 Third Street, San Francisco CA 94103

Academic year 1995/96

Intensive English Program

Hrs/wk:	Class	Lab
B:	18	2
LI:	18	2
I:	18	2
A:	18	2

English for Specific Purposes • Business 20 hrs/wk, Test Preparation: TOEFL, TOEIC 20 hrs/wk

Terms • 2 weeks year-round

Longest break(s) • not applicable

Average class size • 15

Program size • 100 average term

Distribution • Americas 30%; Asia/Oceania 30%; Europe, Eastern 15%; Europe, Western 15%; Middle East/North Africa 10%

Faculty • *Teachers:* 2 full-time, 2 part-time *Full-time teaching load:* 20 hours/week *Advanced degree ESL fields:* 1 full-time *Administrators:* 3 full-time, 2 part-time

Eligibility • foreign nationals

Issues • I-20

Academic credit • not applicable

Tests • Institutional TOEFL, Michigan tests, TOEIC

Services • academic counseling, academic placement, field trips, host family, personal/cultural counseling, recreational activities, internship placement

Costs • tuition \$467.00 1-week for 24 lessons, \$492.00 1-week for 30 lessons (includes book and materials); application fee \$95.00; cancellation insurance \$50.00; health insurance \$12.00 week; airport transfer \$45.00

Housing • *Campus housing:* available year-round
Off-campus housing: difficult to find, moderately priced; assistance in locating provided **Room and board:** host family room and board included in tuition, additional \$25.00 per week for campus housing

Board • room and board included in tuition

Other information • *Established:* 1990 *Member:* AAIEP

Endorsements: NAFSA principles

1261
ANGLO CONTINENTAL BOSTON

Intensive English Program

c/o Tufts University
 108 Packard Avenue
 Medford MA 02155
Ph 617-628-1557
Fax 617-623-7884
E-mail english@anglo-cont.win-uk.net

Academic year 1995/96

Intensive English Program

Hrs/wk:	Class
B:	15
LI:	15
I:	15
A:	15

Terms • 3-7 weeks beginning July; 2 weeks beginning August

1263

BERLITZ/CAMPUS LIFE

Intensive English Program

c/o Simmons College
415 Commonwealth Avenue
Boston MA 02215
Ph 617-247-1711
Fax 617-247-9444

Academic year 1996/97

Intensive English Program

Hrs/wk:	Class	Lab
B:	25	5
LI:	25	5
I:	25	5
A:	25	5

English for Specific Purposes • Business, Communications, Test Preparation: TOEFL

Terms • 4 weeks year-round

Longest break(s) • not applicable

Average class size • 12

Program size • 120 average term

Distribution • Africa 3%; Americas 30%; Asia/Oceania 35%; Europe, Eastern 2%; Europe, Western 25%; Middle East/North Africa 5%

Faculty • Teachers: 7 full-time, 7 part-time *Full-time teaching load*: 30 hours/week *Advanced degree ESL fields*: 6 full-time *Administrators*: 5 full-time, 1 part-time

Eligibility • all applicants

Issues • I-20, IAP-66

Academic credit • not applicable *May take academic courses*: if academically admissible

Tests • Institutional TOEFL, Michigan tests

Services • academic counseling, academic placement, field trips, homestay, host family, personal/cultural counseling, recreational activities

Costs • tuition \$1,110.00 4-weeks; application fee \$95.00; health insurance \$40.00; activities fee included in tuition

Housing • *Campus housing*: available year-round *Off-campus housing*: readily available, expensive; assistance in locating provided **Room and board**: \$936.00 4-weeks

Board • board plan included in housing

Other information • *Established*: 1989

1264

BOSTON SCHOOL OF MODERN LANGUAGES

Intensive English Program

814 South Street
Boston MA 02131
Ph 617-325-2760, 617-536-5505
Fax 617-325-2763
E-mail bsml@tiac.net
URL <http://www.bsml.com>

Academic year 1996/97

Intensive English Program

Hrs/wk:	Class
B:	30
LI:	30
I:	30
A:	30

English for Specific Purposes • Business 5 hrs/wk, Test Preparation: TOEFL 5 hrs/wk

Terms • 4 weeks year-round

Longest break(s) • not applicable

Average class size • 9

Program size • 100 average term

Distribution • Africa 2%; Americas 50%; Asia/Oceania 15%; Europe, Eastern 10%; Europe, Western 20%; Middle East/North Africa 3%

Faculty • Teachers: 12 full-time, 5 part-time *Full-time teaching load*: 30 hours/week *Advanced degree ESL fields*: 8 full-time, 2 part-time *Administrators*: 5 full-time, 2 part-time

Eligibility • all applicants minimum 17 years of age

Issues • I-20. I-20 includes academic admission conditional on meeting admissions requirements

Academic credit • not applicable

Tests • Institutional TOEFL

Services • academic counseling, field trips, homestay, housing assistance, international student adviser, personal/cultural counseling, recreational activities, visa/tax counseling

Costs • tuition \$975.00 4-weeks; application fee \$75.00; activities fee \$50.00; books and materials \$45.00

Housing • *Campus housing*: available year-round *Off-campus housing*: difficult to find, expensive; assistance in locating provided **Room**: \$125.00

Board • no board plan

Other information • *Established*: 1925

1265

BOSTON UNIVERSITY

Center for English Language and Orientation Programs (CELOP)

890 Commonwealth Avenue
2nd Floor
Boston MA 02215-1208
Ph 617-353-4870
Fax 617-353-6195
E-mail celop@bu.edu

Academic year 1996/97

Intensive English Program

Hrs/wk:	Class
B:	24
LI:	24
I:	24
A:	24

English for Specific Purposes • Business, Test Preparation: TOEFL

Terms • 12 weeks beginning September, January, May; 9 weeks beginning June; 6 weeks beginning July, January

Longest break(s) • 6 weeks beginning December, January

Average class size • 15

Program size • 600 average term

Distribution • Americas 20%; Asia/Oceania 50%; Europe, Eastern 8%; Europe, Western 7%; Middle East/North Africa 15%

Faculty • Teachers: 38 full-time, 45 part-time *Full-time teaching load*: 15 hours/week *Advanced degree ESL fields*: 38 full-time, 45 part-time *Administrators*: 15 full-time

Eligibility • all applicants

Issues • I-20, IAP-66

Academic credit • not offered *May take academic courses*: with adequate English language proficiency (TOEFL 525), approval of academic adviser

Tests • Institutional TOEFL, Michigan tests

Services • academic counseling, academic placement, crosscultural activities, recreational activities, visa/tax counseling

Costs • tuition \$2,500.00 12-weeks fall, \$3,300.00 12-weeks spring, \$2,900.00 12-weeks summer, \$2,500.00 9-weeks, \$1,450.00 6-weeks; application fee \$50.00; activities fee \$25.00; registration \$40.00

Housing • *Campus housing*: available year-round *Off-campus housing*: difficult to find, expensive **Room**: \$700.00-\$2,055.00 6-12 weeks



Board • board plan \$735.00-\$1,599.00 6-12 weeks
Other information • *Established:* 1975 *Member:* UCIEP
Endorsements: TESOL standards, NAFSA principles (HE)

1266
CLARK UNIVERSITY

American Language and Culture Institute

950 Main Street
 Worcester MA 01610
Ph 508-793-7794
Fax 508-793-7232
E-mail jraby@vax.clarku.edu

Academic year 1996/97

Intensive English Program

Hrs/wk:	Class	Lab
B:	20	3
I:	20	3
A:	20	3

IEP note • 1-1/2 hours tutorial

English for Specific Purposes • Business 5 hrs/wk, Test Preparation: TOEFL 5 hrs/wk

Terms • 14 weeks beginning August, January; 6 weeks beginning May, July

Longest break(s) • not applicable

Average class size • 12

Program size • 200 average term

Distribution • Africa 5%; Americas 20%; Asia/Oceania 45%; Europe, Eastern 20%; Europe, Western 5%; Middle East/North Africa 5%

Faculty • *Teachers:* 1 full-time, 20 part-time *Full-time teaching load:* 15 hours/week *Advanced degree ESL fields:* 1 full-time, 20 part-time *Administrators:* 2 full-time

Eligibility • foreign nationals

Issues • I-20

Academic credit • 4 undergraduate degree credits for ESL replacing freshman English *May take academic courses:* if academically admissible and TOEFL 520-549

Tests • Institutional TOEFL

Services • academic counseling, academic placement, field trips, personal/cultural counseling, recreational activities

Costs • tuition \$3,250.00 15-weeks; application fee \$40.00; activities fee \$100.00; health insurance \$584.00; materials \$40.00

Housing • *Campus housing:* available year-round

Off-campus housing: readily available, moderately priced
 Room: \$1,275.00 15-weeks

Board • board plan \$1,100.00 15-weeks

Other information • *Established:* 1983 (HE) (P + C)

1267
ELS LANGUAGE CENTERS, BOSTON

Business Communications for the 90's

c/o Emmanuel College
 400 The Fenway
 Boston MA
Ph 800-468-8978, 617-731-3600
Fax 310-410-4688
E-mail sscoby@els.com
URL http://www.els.com

Academic year 1996/97

Business Communications for the 90's

English for Specific Purposes • Business, Communications
Minimum English language proficiency required:

Intermediate level *Hrs/wk:* 30 hours class *To apply, contact:*
 ELS Special Programs, PO Box 4050, Culver City CA

90231-4050. *Course combines 3 hours daily of custom-designed one-to-one private ESL instruction with 3 hours daily of seminar style classes with other professionals from around the world. Focus is on communicating effectively in English during sales pitches and business presentations. Includes in-class lecturer and applicable site visit to local business.*

Terms • 2 weeks beginning April, May, July, August

Longest break(s) • not applicable

Average class size • 15

Program size • 150 average term

Distribution • Americas 50%; Europe, Western 50%

Faculty • *Teachers:* 15 full-time *Full-time teaching load:* 30 hours/week *Advanced degree ESL fields:* 11 full-time

Eligibility • all applicants

Issues • I-20

Academic credit • not applicable

Tests • not applicable

Services • academic counseling, academic placement, airport meeting, crosscultural activities, field trips, homestay, host family, housing assistance, personal/cultural counseling, recreational activities

Costs • tuition \$2,775.00 2-weeks (approximate)

Housing • *Campus housing:* no campus housing

Off-campus housing: readily available; assistance in locating provided *Room and board:* 4-weeks homestay

Board • board plan included in housing

Other information • *Established:* 1994 *Member:* AAIEP

Endorsements: TESOL standards, NAFSA principles

1268
ELS LANGUAGE CENTERS, BOSTON

Intensive English Program

c/o Emmanuel College
 400 The Fenway
 Boston MA 02115
Ph 617-731-3600
Fax 617-731-3601
E-mail bos@els.com
URL http://www.els.com

Academic year 1995/96

Intensive English Program

Hrs/wk:	Class	Multimedia Lab
B:	25	5
LI:	25	5
I:	25	5
A:	25	5

IEP note • LI, I, A: May take special interest classes in lieu of multimedia lab

English for Specific Purposes • Business 30 hrs/wk, Test Preparation: TOEFL 30 hrs/wk

Terms • 4 weeks year-round

Longest break(s) • not applicable

Average class size • 18

Program size • 70 average term

Faculty • *Teachers:* 20 full-time, 10 part-time *Full-time teaching load:* 30 hours/week *Advanced degree ESL fields:* 16 full-time *Administrators:* 4 full-time

Eligibility • all applicants

Issues • I-20, IAP-66

Academic credit • not applicable *May audit academic courses:* at Advanced level, minimum 23 years of age (adult continuing education classes)

Tests • Institutional TOEFL, TOEIC, Cambridge

Services • academic counseling, academic placement, airport meeting, crosscultural activities, field trips, homestay, housing assistance, personal/cultural counseling, recreational activities, telephone card



Costs • tuition \$1,160.00 4-weeks; application fee \$100.00; health insurance \$35.00

Housing • *Campus housing*: available year-round
Off-campus housing: readily available, moderately priced; assistance in locating provided **Room and board**: \$905.00 4-weeks

Board • board plan included in housing

Other information • *Established*: 1961 *Member*: AAIEP
Endorsements: TESOL standards, NAFSA principles

1269

ELS LANGUAGE CENTERS, CAMBRIDGE

English Study-Vacation Program at MIT

c/o Massachusetts Institute of Technology
Cambridge MA

Ph 800-468-8978, 617-731-3600, 310-642-0988

Fax 310-410-4688

E-mail info@els.com

URL http://www.els.com

Application contact: ELS Language Centers, Special Programs, 5761 Buckingham Parkway, Culver City CA 90230

Academic year 1996/97

Intensive English Program

Hrs/wk:	Class
B:	20
LI:	20
I:	20
A:	20

Terms • 3 weeks beginning July

Longest break(s) • not applicable

Average class size • 11

Program size • 250 average term

Distribution • Americas 20%; Asia/Oceania 25%; Europe, Eastern 5%; Europe, Western 25%; Middle East/North Africa 10%; Other/Unknown 15%

Faculty • *Teachers*: 20 full-time *Full-time teaching load*: 20 hours/week *Advanced degree ESL fields*: 16 full-time

Administrators: 3 full-time

Eligibility • all applicants

Issues • 1-20

Academic credit • not applicable

Tests • not applicable

Services • crosscultural activities, field trips, recreational activities, excursions,

Costs • tuition \$2,450.00 3-weeks comprehensive fee

Housing • *Campus housing*: available *Off-campus housing*: not available **Room and board**: included in tuition

Board • room and board included in tuition

Other information • *Established*: 1989 *Member*: AAIEP

Endorsements: TESOL standards, NAFSA principles

1270

ENGLISH LANGUAGE CENTER, BOSTON

Executive English Courses

29 Commonwealth Avenue
Boston MA 02116

Ph 617-536-9788

Fax 617-536-5789

E-mail elcboston@aol.com

Academic year 1996/97

Executive English Courses

English for Specific Purposes • Business, Other: Executive English (Individual courses in most fields tailored to client's needs) *Minimum English language proficiency required*:

Intermediate level *Hrs/wk*: 35 hours intensive or individual classes, 25 hours semi-intensive *Short-term program develops English language communications skills of business personnel. Topics include issues and trends in US and international business and crosscultural business practices. Focus is on the working professional.*

Terms • 2 weeks beginning each month

Longest break(s) • not applicable

Average class size • 4

Program size • 11 average term

Distribution • Americas 30%; Asia/Oceania 30%; Europe, Western 30%; Middle East/North Africa 5%; Other/Unknown 5%

Faculty • *Teachers*: 2 full-time, 3 part-time *Advanced degree ESL fields*: 2 full-time, 2 part-time *Administrators*: 8 full-time, 2 part-time

Eligibility • foreign business personnel

Issues • 1-20

Academic credit • not applicable

Tests • Institutional TOEFL

Services • academic counseling, academic placement, airport meeting, field trips, host family

Costs • tuition \$1,125.00 2-weeks Semi-Intensive Executive English, \$1,575.00 Intensive Executive English, \$3,150.00 Individual Executive English; application fee \$95.00

Housing • *Campus housing*: available year-round *Off-campus housing*: readily available, expensive; assistance in locating provided **Room**: \$580.00 2-weeks

Board • board plan \$470.00 2-weeks, homestay half-board; no board plan with campus housing

Other information • *Established*: 1990 *Member*: AAIEP

1271

ENGLISH LANGUAGE CENTER, BOSTON

Intensive English Program

29 Commonwealth Avenue
Boston MA 02116

Ph 617-536-9788

Fax 617-536-5789

E-mail elcboston@aol.com

Academic year 1996/97

Intensive English Program

Hrs/wk:	Class
B:	20-30
LI:	20-30
I:	20-30
A:	20-30

IEP note • Language lab optional

English for Specific Purposes • Business, Test Preparation: Cambridge (FCE), TOEFL 30 hrs/wk, Other: Teacher Training

Terms • 11 weeks beginning March, September for Cambridge First Certificate (FCE); 2 weeks beginning July, August for Semi-intensive and Intensive English Program; 3-4 weeks year-round

Longest break(s) • not applicable

Average class size • 9

Program size • 100 average term, 250 summer

Distribution • Africa 3%; Americas 15%; Asia/Oceania 25%; Europe, Eastern 2%; Europe, Western 45%; Middle East/North Africa 10%

Faculty • *Teachers*: 8 full-time, 20 part-time *Full-time teaching load*: 30 hours/week *Advanced degree ESL fields*: 7 full-time, 12 part-time *Administrators*: 8 full-time, 2 part-time

Eligibility • foreign nationals

Issues • 1-20

Academic credit • not applicable

Tests • Institutional TOEFL, locally developed tests, FCE

Services • academic counseling, academic placement, airport meeting, field trips, homestay, personal/cultural counseling, recreational activities
Costs • tuition \$825.00 -\$995.00 4-weeks, \$2,950.00 11-week FCE course; application fee \$95.00
Housing • *Campus housing*: available year-round
Off-campus housing: moderately priced; assistance in locating provided **Room and board**: \$880.00-\$1,010.00 4-weeks
Board • board plan included in housing
Other information • *Established*: 1990 *Member*: AAIEP

1273
HARVARD UNIVERSITY SUMMER SCHOOL

English for the MBA
 51 Brattle Street
 Department 194
 Cambridge MA 02138
Ph 617-495-2693
Fax 617-495-9176
E-mail iel@hudce.harvard.edu
URL <http://www.dce.harvard.edu/iel/default.htm>

Academic year 1996/97
English for the MBA
English for Specific Purposes • Business 20 hrs/wk, Graduate Study 18 hrs/wk, Test Preparation: TOEFL, TWE 5 hrs/wk, Other: Design *Minimum English language proficiency required*: Advanced level *Hrs/wk*: 18 hours class, case studies, team-based activities *Course is exclusively for international students who have been accepted into an English-language MBA program that will begin the following fall. The program combines small-group instruction in listening to, speaking and writing English with focused work on subjects specific to the MBA classroom, such as case discussion and class participation skills.*

Terms • 8 weeks beginning June
Longest break(s) • not applicable
Average class size • 15
Program size • 35 average term
Distribution • Americas 25%; Asia/Oceania 35%; Europe, Eastern 1%; Europe, Western 10%; Middle East/North Africa 3%; Other/Unknown 26%
Faculty • *Teachers*: 60 part-time *Full-time teaching load*: 18 hours/week *Advanced degree ESL fields*: 60 part-time
Administrators: 4 full-time
Eligibility • all applicants with secondary school certificate or minimum 18 years of age
Issues • I-20
Academic credit • not offered *May take academic courses*: if academically admissible
Tests • Institutional TOEFL, locally developed tests
Services • academic counseling, recreational activities
Costs • tuition \$2,820.00 8-weeks; application fee \$35.00; health insurance \$95.00
Housing • *Campus housing*: available summer only
Off-campus housing: difficult to find **Room and board**: \$2,360.00 8-weeks
Board • board plan included in housing
Other information • *Established*: 1970 (HE) (P + C)

1272
HARVARD UNIVERSITY SUMMER SCHOOL

Communication in Business
 51 Brattle Street
 Department 194
 Cambridge MA 02138
Ph 617-495-2693
Fax 617-495-9176
E-mail iel@hudce.harvard.edu
URL <http://www.dce.harvard.edu/iel/default.htm>

Academic year 1996/97
Communication in Business
English for Specific Purposes • Business, Test Preparation: TOEFL, TWE 5 hrs/wk *Minimum English language proficiency required*: Intermediate to Advanced level *Hrs/wk*: 20 hours class *Provides practice in using English in business and professional situations. Emphasis is on clear and concise writing and speaking. Students read and discuss business articles, essays, and cases; prepare and present case analyses; attend lectures by professionals; and visit important sites in Boston's business community.*

Terms • 8 weeks beginning June
Longest break(s) • not applicable
Average class size • 15
Program size • 100 average term
Distribution • Americas 25%; Asia/Oceania 35%; Europe, Eastern 1%; Europe, Western 10%; Middle East/North Africa 3%; Other/Unknown 26%
Faculty • *Teachers*: 60 part-time *Full-time teaching load*: 18 hours/week *Advanced degree ESL fields*: 60 part-time
Administrators: 4 full-time
Eligibility • all applicants with secondary school certificate or minimum 18 years of age
Issues • I-20
Academic credit • not offered *May take academic courses*: if academically admissible
Tests • Institutional TOEFL, locally developed tests
Services • academic counseling, field trips, recreational activities
Costs • tuition \$2,820.00 8-weeks; application fee \$35.00; health insurance \$95.00
Housing • *Campus housing*: available summer only
Off-campus housing: difficult to find **Room and board**: \$2,360.00 8-weeks
Board • board plan included in housing
Other information • *Established*: 1970 (HE) (P + C)

1274
HARVARD UNIVERSITY SUMMER SCHOOL

Institute for English Language Programs
 51 Brattle Street
 Department 194
 Cambridge MA 02138
Ph 617-495-2693
Fax 617-495-9176
E-mail iel@hudce.harvard.edu
URL <http://www.dce.harvard.edu/iel/default.htm>

Academic year 1996/97
Intensive English Program

Hrs/wk:	Class
B:	20
LI:	20
I:	20
A:	20

English for Specific Purposes • Business 20 hrs/wk,

Graduate Study 18 hrs/wk, Law, Test Preparation: TOEFL, TWE 5 hrs/wk, Other: Design
Terms • 8 weeks beginning June
Longest break(s) • not applicable
Average class size • 15
Program size • 800 average term
Distribution • Americas 25%; Asia/Oceania 35%; Europe, Eastern 1%; Europe, Western 10%; Middle East/North Africa 3%; Other/Unknown 26%
Faculty • *Teachers*: 60 part-time *Full-time teaching load*: 18 hours/week *Advanced degree ESL fields*: 60 part-time *Administrators*: 4 full-time
Eligibility • all applicants with secondary school certificate or minimum 18 years of age
Issues • I-20
Academic credit • not offered *May take academic courses*: if academically admissible
Tests • Institutional TOEFL, locally developed tests
Services • academic counseling, recreational activities
Costs • tuition \$2,820.00 8-weeks; application fee \$35.00; health insurance \$95.00
Housing • *Campus housing*: available summer only *Off-campus housing*: difficult to find *Room and board*: \$2,360.00 8-weeks
Board • board plan included in housing
Other information • *Established*: 1970 (HE) (P + C)

1275
INTERNATIONAL LANGUAGE INSTITUTE OF MASSACHUSETTS

Intensive English Program

17 New South Street
 Northampton MA 01060-0516
Ph 413-586-7569
E-mail info@iliofma.com

Academic year 1996/97

Intensive English Program

Hrs/wk:	Class
B:	21
LI:	21
I:	21
A:	21

IEP note • Class hours include language lab
English for Specific Purposes • Business 3 hrs/wk, Travel 3 hrs/wk, Test Preparation: TOEFL 3 hrs/wk
Terms • 12 weeks beginning September, January, April; 8 weeks beginning July; 4 weeks beginning July, August
Longest break(s) • not applicable
Average class size • 8
Program size • 14 average term
Distribution • Africa 10%; Americas 25%; Asia/Oceania 25%; Europe, Eastern 10%; Europe, Western 25%; Middle East/North Africa 5%
Faculty • *Teachers*: 3 full-time, 2 part-time *Full-time teaching load*: 21 hours/week *Advanced degree ESL fields*: 3 full-time, 2 part-time *Administrators*: 2 full-time, 1 part-time
Eligibility • all applicants minimum 18 years of age
Issues • I-20
Academic credit • not applicable
Tests • Institutional TOEFL, locally developed tests
Services • academic counseling, field trips, host family, personal/cultural counseling, recreational activities, volunteer internships
Costs • tuition \$3,000.00 12-weeks; application fee \$100.00; activities fee \$150.00; round-trip airport transport \$70.00; health insurance \$55.00 month
Housing • *Campus housing*: no campus housing *Off-campus housing*: difficult to find, expensive

Board • no board plan
Other information • *Established*: 1984 *Member*: AAIEP
Endorsements: TESOL standards, NAFSA principles

1276
INTERNATIONAL STUDENTS OF ENGLISH, BOSTON

Intensive English Program

c/o Bentley College
 175 Forest Street
 Waltham MA 02154
Ph 617-891-2515
Fax 617-894-9973
E-mail languageservices.ip@worldlearning.org
URL http://www.WorldLearning.org/

Academic year 1996/97

Intensive English Program

Hrs/wk:	Class
B:	25
LI:	25
I:	25
A:	25

English for Specific Purposes • Test Preparation: TOEFL 4 hrs/wk

Terms • 4 weeks year-round
Longest break(s) • 1 week beginning December
Average class size • 10
Program size • 50 average term
Distribution • Africa 6%; Americas 29%; Asia/Oceania 25%; Europe, Eastern 2%; Europe, Western 24%; Middle East/North Africa 8%; Other/Unknown 6%
Faculty • *Teachers*: 3 full-time, 12 part-time *Full-time teaching load*: 25 hours/week *Advanced degree ESL fields*: 2 full-time, 3 part-time *Administrators*: 5 full-time, 2 part-time
Eligibility • all applicants minimum 16 years of age
Issues • I-20
Academic credit • not offered
Tests • Institutional TOEFL, Michigan tests, TOEIC
Services • academic counseling, academic placement, campus orientation, conversation partners, crosscultural activities, field trips, homestay, host family, housing assistance, international student adviser, personal/cultural counseling, recreational activities, visa/tax counseling, health services
Costs • tuition \$1,225.00 4-weeks; application fee \$90.00; health insurance included in tuition; activities fee optional
Housing • *Campus housing*: available year-round *Off-campus housing*: readily available, moderately priced; assistance in locating provided *Room and board*: \$990.00 4-weeks; \$890.00 4-weeks homestay
Board • board plan included in housing
Other information • *Established*: 1992 *Member*: AAIEP
Endorsements: TESOL standards, NAFSA principles (HE) ▶

1277
KAPLAN EDUCATIONAL CENTER, BOSTON

Access America

142 Berkeley Street
 Boston MA 02116
Ph 800-522-7770, 617-964-8378, 212-262-4980
Fax 212-957-1654
E-mail world@kaplan.com
URL http://www.kaplan.com/intl
Application contact: Kaplan Educational Centers, International Admissions, 888 Seventh Avenue, New York NY 10106

Academic year 1996/97
Intensive English Program

Hrs/wk:	Class	Lab
LI:	15	10
I:	15	10
A:	15	10

English for Specific Purposes • Business 3 hrs/wk, Graduate Study 3 hrs/wk, Law 3 hrs/wk, Medicine 3 hrs/wk, Teaching Assistants 3 hrs/wk, Test Preparation: TOEFL, TOEIC, TWE, TSE 3 hrs/wk, Other: Test preparation also for GMAT, GRE, LSAT, SAT, MCAT, USMLE, others

Terms • 4 weeks beginning each month, four 12-week cycles per year

Longest break(s) • 2 weeks beginning July, 1 week beginning December

Average class size • 10

Program size • 75 average term

Distribution • Americas 26%; Asia/Oceania 54%; Europe, Eastern 10%; Europe, Western 4%; Middle East/North Africa 6%

Faculty • *Teachers:* 4 full-time, 3 part-time *Full-time teaching load:* 15 hours/week *Advanced degree ESL fields:* 4 full-time, 3 part-time *Administrators:* 2 full-time

Eligibility • all applicants with high school diploma

Issues • I-20

Academic credit • not offered *May take academic courses:* with minimum TOEFL of 530 or 550

Tests • Institutional TOEFL, Michigan tests, TOEIC

Services • academic counseling, academic placement, campus orientation, conversation partners, crosscultural activities, field trips, homestay, housing assistance, international student adviser, personal/cultural counseling, recreational activities, visa/tax counseling, test preparation

Costs • tuition \$2,100.00 12-weeks, includes books and materials; application fee \$200.00; application fee includes activities fee and health insurance

Housing • *Campus housing:* no campus housing

Off-campus housing: no information provided

Board • no board plan

Other information • *Established:* 1989 *Endorsements:* TESOL standards, NAFSA principles

1278
NEW ENGLAND SCHOOL OF ENGLISH

Intensive English Program

36 JFK Street
 Box 12
 Cambridge MA 02138
 Ph 617-864-7170
 Fax 617-864-7282

Academic year 1996/97
Intensive English Program

Hrs/wk:	Class
B:	23
LI:	23
I:	23
A:	23

IEP note • I, A: 3 hours computer literacy

English for Specific Purposes • Business 30 hrs/wk, Test Preparation: TOEFL 3 hrs/wk

Terms • 4 weeks beginning September, October, November, January, February, March, May

Longest break(s) • not applicable

Average class size • 8

Program size • 150 average term

Distribution • Africa 1%; Americas 30%; Asia/Oceania 25%; Europe, Eastern 4%; Europe, Western 25%; Middle East/North Africa 5%; Other/Unknown 10%

Faculty • *Teachers:* 20 full-time, 3 part-time *Full-time teaching load:* 23 hours/week *Advanced degree ESL fields:* 12 full-time, 1 part-time *Administrators:* 7 full-time, 1 part-time

Eligibility • foreign nationals

Issues • I-20

Academic credit • not applicable

Tests • Institutional TOEFL, CELT

Services • academic counseling, academic placement, conversation partners, field trips, homestay, host family, personal/cultural counseling, recreational activities

Costs • tuition \$1,150.00 4-weeks; application fee \$90.00; activities fee \$200.00; books \$30.00; health insurance \$55.00 month if 25 years of age or under

Financial aid • available based on financial need

Housing • *Campus housing:* available year-round *Off-campus housing:* readily available, moderately priced; assistance in locating provided *Room and board:* \$780.00 4-weeks, \$650.00 4-weeks homestay

Board • board plan included in housing (half board)

Other information • *Established:* 1990 *Endorsements:* TESOL standards

1279
NORTHERN ESSEX COMMUNITY COLLEGE

ESL Center

Elliott Way
 Haverhill MA 01830
 Ph 508-688-3181, 508-374-3849

Academic year 1995/96
Intensive English Program

Hrs/wk:	Class
B:	24
LI:	24
I:	24

IEP note • B, LI, I: one hour language lab optional

Terms • 15 weeks beginning September, January

Longest break(s) • not applicable

Average class size • 20

Program size • 400 average term, 200 summer

Distribution • Americas 84%; Asia/Oceania 10%; Europe, Eastern 5%; Middle East/North Africa 1%

Faculty • *Teachers:* 6 full-time, 28 part-time *Full-time teaching load:* 18 hours/week *Advanced degree ESL fields:* 6 full-time, 27 part-time *Administrators:* 1 part-time

Eligibility • international students with academic admission to host institution, minimum 18 years of age

Issues • I-20

Academic credit • 6 undergraduate degree credits for ESL replacing foreign language *May take academic courses:* at Advanced level

Tests • Institutional TOEFL, Michigan tests

Services • academic counseling, academic placement, international student adviser, recreational activities, visa/tax counseling

Costs • tuition \$3,584.00 15-weeks; health insurance \$336.00

Housing • *Campus housing:* no campus housing

Off-campus housing: difficult to find

Board • no board plan

Other information • *Established:* 1972 *Endorsements:* TESOL standards, NAFSA principles (HE) (P+C)

1280
OLIN CENTER

Intensive English Program

29 Newbury Street
Suite 302
Boston MA 02116
Ph 800-773-7669, 617-247-3033
Fax 617-247-2959
E-mail leslie@olincenter.com

Academic year 1996/97

Intensive English Program

Hrs/wk:	Class	Self-Study
B:	15	3
LI:	15	3
I:	15	3
A:	15	3

English for Specific Purposes • Business, Graduate Study, Marketing, Test Preparation: TOEFL, TWE, Other: Test Preparation also available for GRE, GMAT, LSAT, SAT
Terms • 4 weeks or longer year-round
Longest break(s) • not applicable

Average class size • 12

Program size • 60 average term

Distribution • Africa 1%; Americas 20%; Asia/Oceania 30%; Europe, Eastern 20%; Europe, Western 20%; Middle East/North Africa 8%; Other/Unknown 1%

Faculty • *Teachers:* 1 full-time, 15 part-time *Advanced degree ESL fields:* 4 part-time

Eligibility • all applicants; Intermediate to Advanced English language proficiency for test preparation

Issues • I-20

Academic credit • not applicable

Tests • Institutional TOEFL

Services • academic counseling, campus orientation, conversation partners, crosscultural activities, field trips, homestay, host family, housing assistance, international student adviser, personal/cultural counseling, recreational activities, visa/tax counseling

Costs • tuition \$600.00 4-weeks; application fee \$150.00; health insurance \$55.00 month

Housing • *Campus housing:* available *Off-campus housing:* readily available, moderately priced; assistance in locating provided *Room:* \$440.00-\$580.00 4-weeks

Board • board plan

Other information • *Established:* 1992 *Endorsements:* NAFSA principles ▶

1281

SHOWA BOSTON INSTITUTE FOR LANGUAGE AND CULTURE

University and College Preparation Program

Showa Boston
420 Pond Street
Jamaica Plain MA 02130
Ph 617-522-0080
Fax 617-522-8608
E-mail gkeniry@world.std.com

Academic year 1996/97

Intensive English Program

Hrs/wk:	Class
LI:	27
I:	27

IEP note • Language lab and CAI available

English for Specific Purposes • Test Preparation: TOEFL 4-6 hrs/wk

Terms • 15 weeks beginning April

Longest break(s) • not applicable

Average class size • 12

Program size • 20 average term

Distribution • Asia/Oceania 100%

Faculty • *Teachers:* 5 full-time, 2 part-time *Full-time teaching load:* 8 hours/week *Advanced degree ESL fields:* 5 full-time, 2 part-time *Administrators:* 4 full-time

Eligibility • international students planning US study, women only with TOEFL 350

Issues • I-20. I-20 includes academic admission conditional on English language proficiency per articulation agreement with St Michael's College, Winoski, Vermont

Academic credit • not applicable

Tests • Institutional TOEFL

Services • academic counseling, academic placement, campus orientation, conversation partners, crosscultural activities, field trips, host family, international student adviser, personal/cultural counseling, recreational activities

Costs • 880,000 yen

Housing • *Campus housing:* available *Off-campus housing:* no information provided *Room and board:* included in tuition

Board • board plan included in tuition

Other information • *Established:* 1996

1282

SPRINGFIELD COLLEGE

International Academy

263 Alden Street
Springfield MA 01109-3797
Ph 413-748-3671
Fax 413-748-3019

Academic year 1996/97

Intensive English Program

Hrs/wk:	Class	Lab	Tutorial
LI:	10	4	4
I:	8	4	4
A:	6	4	4

IEP note • 4 hours English composition help available at Writing Center

English for Specific Purposes • Test Preparation: unspecified test

Terms • 15 weeks beginning August, January

Longest break(s) • not applicable

Average class size • 11

Program size • 30 average term

Distribution • Asia/Oceania 97%; Europe, Western 3%

Faculty • *Teachers:* 2 full-time *Full-time teaching load:* 12 hours/week *Advanced degree ESL fields:* 2 full-time *Administrators:* 1 full-time

Eligibility • foreign nationals minimum 17 years of age

Issues • I-20, IAP-66

Academic credit • 4 undergraduate degree credits for ESL replacing foreign language *May take academic courses*

Tests • Institutional TOEFL, locally developed tests

Services • academic counseling, academic placement, field trips, personal/cultural counseling, recreational activities, tutorial

Costs • tuition \$20,152.00 academic year

Housing • *Campus housing:* available academic year *Off-campus housing:* not permitted *Room and board:* included in tuition

Board • board plan included in tuition

Other information • *Established:* 1982 (HE) (P + C)



The Olin Center

Offering Programs in

TOEFL, GMAT, SAT, GRE, LSAT

and in

Academic Skills and Business Case-Studies

- Small classes for U.S. and international students
- Full-time and part-time programs*
- Year-round scheduling
- Accommodations assistance
- Academic counseling and university placement

The Olin Center for International Study

29 Newbury Street, Suite 302
 Boston, MA 02116
 U.S.A.

PHONE: 617-247-3033
 FAX: 617-247-2959
 E-MAIL: iie-info@olincenter.com

This school is authorized under Federal law to enroll non-immigrant alien students.

* International students on I-20s issued by the Olin Center must study full-time.

1283

TUFTS UNIVERSITY

Summer English Language Programs

Conference Bureau
 108 Packard Avenue
 Medford MA 02155-7049
Ph 617-627-3568
Fax 617-627-3856

E-mail esl@infonet.tufts.edu

URL <http://www.tufts.edu/as/conf/esl.html>

Academic year 1995/96

Intensive English Program

Hrs/wk:	Class	Lab
B:	15	2
I:	15	2
A:	15	2

IEP note • I, A: library orientation; optional workshops, lectures

English for Specific Purposes • Graduate Study 15 hrs/wk, Test Preparation: TOEFL 5 hrs/wk

Terms • 6 weeks beginning July; 4 weeks beginning June, July

Longest break(s) • not applicable

Average class size • 15

Program size • 175 summer

Distribution • Americas 9%; Asia/Oceania 27%; Europe, Eastern 1%; Europe, Western 52%; Middle East/North Africa 4%; Other/Unknown 7%

Faculty • *Teachers*: 2 full-time, 12 part-time *Full-time teaching load*: 17 hours/week *Advanced degree ESL fields*: 2 full-time, 12 part-time *Administrators*: 1 full-time

Eligibility • foreign nationals

Issues • I-20

Academic credit • not offered *May take academic courses*: in summer school or may audit academic courses

Tests • Institutional TOEFL, Michigan tests

Services • field trips, personal/cultural counseling, recreational activities

Costs • tuition \$2,975.00 6-weeks, \$2,275.00 4-weeks; application fee \$25.00

Housing • *Campus housing*: available summer *Off-campus housing*: difficult to find, moderately priced; assistance in locating provided *Room and board*: included in tuition

Board • board plan included in housing

Other information • *Established*: 1984 (HE)

MICHIGAN

1284

CENTRAL MICHIGAN UNIVERSITY

English Language Institute

Mt Pleasant MI 48859

Ph 517-774-2567

Fax 517-774-7106

E-mail 32d7hz7@cmich.edu

Academic year 1996/97

Intensive English Program

Hrs/wk:	Class
B:	20
LI:	20
I:	20
A:	20

IEP note • Language lab
Terms • 15 weeks beginning August, January; 12 weeks beginning May

Longest break(s) • not applicable

Average class size • 12

Program size • 75 average term

Distribution • Africa 5%; Americas 20%; Asia/Oceania 60%; Europe, Eastern 5%; Europe, Western 5%; Middle East/North Africa 5%

Faculty • *Teachers:* 3 full-time, 2 part-time *Full-time teaching load:* 18 hours/week *Advanced degree ESL fields:* 3 full-time, 2 part-time *Administrators:* 1 full-time

Eligibility • all applicants

Issues • I-20

Academic credit • not offered

Tests • Institutional TOEFL

Services • academic counseling, academic placement, campus orientation, conversation partners, crosscultural activities, host family, housing assistance, international student adviser, personal/cultural counseling, recreational activities, visa/tax counseling

Costs • tuition \$7,488.00 30-weeks; application fee \$25.00; activities fee \$50.00; health insurance \$688.00; enrollment \$80.00

Housing • *Campus housing:* available year-round *Off-campus housing:* readily available, moderately priced; assistance in locating provided *Room and board:* \$4,000.00 30-weeks

Board • board plan included in housing

Other information • *Established:* 1992 *Endorsements:* TESOL standards, NAFSA principles (HE) (P+C)

1285

ENGLISH LANGUAGE CENTER

Intensive English Program

c/o Michigan Technological University
 1400 Townsend Drive
 Houghton MI 49931
Ph 906-487-3055
Fax 906-487-2245
E-mail oip@mtu.edu

Academic year 1996/97

Intensive English Program

Hrs/wk:	Class	Lab
B:	15	3
LI:	15	3
I:	15	3
A:	15	3

English for Specific Purposes • Test Preparation: TOEFL

Terms • 8 weeks beginning July

Longest break(s) • not applicable

Average class size • 8

Program size • 25 average term

Distribution • Americas 15%; Asia/Oceania 85%

Faculty • *Teachers:* 1 full-time, 1 part-time *Advanced degree ESL fields:* 1 full-time, 1 part-time *Administrators:* 1 part-time

Eligibility • all applicants

Issues • I-20, IAP-66

Academic credit • not applicable *May take academic courses:* if academically admissible

Tests • Institutional TOEFL

Services • academic counseling, academic placement, campus orientation, conversation partners, crosscultural

activities, field trips, host family, housing assistance, international student adviser, personal/cultural counseling, recreational activities, visa/tax counseling

Costs • tuition \$2,500.00 8-weeks; application fee \$35.00; activities fee \$50.00; health insurance \$55.00

Housing • *Campus housing:* available year-round

Off-campus housing: readily available, moderately priced

Board • board plan

Other information • *Established:* 1995

1286

LANGUAGE CENTER INTERNATIONAL

Intensive English Program

24445 Northwestern Highway
 Suite 101
 Southfield MI 48075
Ph 810-355-5506
Fax 810-355-5576

Academic year 1995/96

Intensive English Program

Hrs/wk:	Class
B:	18
LI:	18
I:	18
A:	18

IEP note • Language lab optional

English for Specific Purposes • Test Preparation: MELAB, TOEFL

Terms • 7 weeks beginning September, October, January, March, May, June

Longest break(s) • not applicable

Average class size • 10

Program size • 40 average term

Distribution • Americas 15%; Asia/Oceania 45%; Europe, Eastern 15%; Europe, Western 15%; Middle East/North Africa 5%; Other/Unknown 5%

Faculty • *Teachers:* 3 full-time, 5 part-time *Full-time teaching load:* 18 hours/week *Advanced degree ESL fields:* 5 part-time *Administrators:* 3 full-time

Eligibility • foreign nationals

Issues • I-20

Academic credit • not applicable *May take academic courses:* as guest students at nearby academic institutions

Tests • Institutional TOEFL, Michigan tests

Services • academic counseling, academic placement, field trips, personal/cultural counseling

Costs • tuition \$760.00 7-weeks; application fee \$25.00; texts \$65.00; health insurance optional

Housing • *Campus housing:* no campus housing

Off-campus housing: readily available, moderately priced

Board • no board plan

Other information • *Established:* 1989

1287

MICHIGAN LANGUAGE CENTER

Intensive English Program


309 South State Street
 Ann Arbor MI 48104
Ph 313-663-9415
Fax 313-663-9623

Academic year 1995/96



Wayne State University

The English Language Institute at Wayne State University Leading Language Study into the 21st Century



English Language Study at Its Best

The English Language Institute is a year-round, three-semester program consisting of 24 class hours per week at six different levels of language proficiency. Students and professionals from all over the world receive the intensive instruction they need to excel in and out of the classroom. The Institute offers:

- Qualified, experienced instructors
- Audio, video and computer laboratories
- TOEFL and academic skills preparation
- Specialized classes and workshops
- Academic advising
- Social and cultural activities
- Communication courses for professionals
- University placement assistance
- Concurrent university study for eligible students
- Graduate and undergraduate admission for qualified students
- Convenient housing
- Host family visits

Excellence at Wayne State University

Wayne State University is one of America's leading urban research universities offering more than 7,000 courses in nearly 400 different areas of study. Established in the late 1800s as a small medical college, Wayne State University has flourished into the third largest institution of higher education in Michigan. Its current enrollment exceeds 33,000 students, more than 1,700 of whom are international students from approximately 80 countries. Nearly 40 international student associations are active on Wayne State's campus, contributing to its high standards of commitment, quality and excellence.

In the Heart of Detroit

Located in Detroit's Cultural Center, Wayne State University's 185-acre campus is footsteps away from some of Michigan's most acclaimed attractions such as the Detroit Institute of Arts, the Detroit Public Library, the International Institute and the Fox Theatre. The Detroit River serves as a backdrop for events such as the annual Detroit Grand Prix auto race, the Gold Cup limited hydroplane race and the Montreux-Detroit International Jazz Festival.

For more information, please contact:

Dr. Bruce Morgan
English Language Institute
351 Manoogian Hall
Wayne State University
Detroit, MI 48202
USA

Telephone: (313) 577-2729
FAX: (313) 577-2738

Wayne State University is an equal opportunity/affirmative action employer.

IIE Books

provides the most
complete information
on international study

Use this form to order all IIE publications. Make checks payable to IIE BOOKS. Add \$4 per book for U.S. shipping and handling. Overseas add \$16 for the first book plus \$8 per each additional book. Allow 3-6 weeks for delivery. For overnight priority handling, add \$10/book. Check boxes next to titles you wish to order.

To Order IIE Books	
Name	_____
Title/Institution	_____
Address	_____
City	_____
State	_____ Zip _____
Telephone	_____
<input type="checkbox"/> Check (made payable to IIE Books)	
<input type="checkbox"/> Visa <input type="checkbox"/> Mastercard	
Credit card information:	
Number	_____
Expiration date	_____
Name	_____
Signature	_____

For 46 years, IIE Books has been the standard reference resource on study abroad for U.S. students and adult learners. The Institute of International Education is the largest U.S. higher educational exchange agency. IIE, a not-for-profit organization, has over 650 college and university members in the U.S. and other nations.

International Exchange

English Language and Orientation Programs in the United States **\$42.95**

The standard ESL resource, featuring over 1,000 programs and courses offered by accredited US higher educational institutions and language schools.

Resources on Financial Aid

Funding for U.S. Study: A Guide for International Students and Professionals **\$39.95**

Describes hundreds of grants and fellowships offered by governments, foundations, and international organizations.

Statistical Research

Open Doors 1995/96 **\$39.95**

Reports on IIE's annual census of 450,000 international students in the US. Extended analyses of student mobility worldwide putting US and international student flows in global perspective.



Fax Your Order To:
301-206-9789, or
Email: iiebooks@pmds.com

Visit IIE Books on the World Wide Web at:
www.iie.org/svcs/books.htm



IIE BOOKS
Institute of International Education
P.O. Box 371
Annapolis Junction, MD 20701-0371
Tel: 800-445-0443

University of Missouri—Columbia

The University of Missouri at Columbia (UMC) is frequently ranked among the nation's top 10 percent of universities and as one of America's best college buys. UMC is the state's largest university (22,000 students) and offers 250 accredited academic programs at the undergraduate and graduate levels.

Conditional acceptance to most undergraduate and some graduate programs is available to qualified applicants. A good recommendation from the Intensive English Program (IEP) substitutes for the required minimum TOEFL score of 500 for most undergraduate programs.

The Intensive English Program

The IEP, established in 1978, offers English language instruction to internationals wishing to improve their English skills for academic, personal or professional reasons.

- ★ Minimum of 25 hours of instruction per week
- ★ Small classes and individualized attention
- ★ Emphasis on academic English and university preparation
- ★ Highly qualified, experienced and dedicated faculty
- ★ Social and cultural activities, including out-of-town trips
- ★ College and university placement assistance
- ★ Counseling on academic, personal, and immigration matters
- ★ Institutional TOEFL twice each term (once in summer)
- ★ Conveniently located in one building on beautiful campus
- ★ University residence halls or private off-campus housing
- ★ Transportation service from Columbia airport
- ★ Students admitted in January, June, and August



The Community

Columbia, Missouri, is often listed as one of the 20 best cities to live in the U.S. It is a safe, clean, and friendly community of 70,000 people located halfway (200 kilometers) between Kansas City and St. Louis. Living costs in Columbia are 8-10% below the national average.

For more information about the IEP, contact:

Intensive English Program
208 McReynolds Hall
University of Missouri
Columbia, MO 65211 USA

Phone: (573) 882-7523
Fax: (573) 882-0360
E-mail: iepumc@showme.missouri.edu
WWW: <http://www.missouri.edu/~iepwww>

For more information about the University of Missouri: <http://www.missouri.edu>

SAINT LOUIS UNIVERSITY

Founded in 1818.



ORIENTATION USA

(Intensive English Language Program for International Students)

Offers you an excellent opportunity to learn English, prepare for life in a college or university in the United States and obtain an introduction to North American culture.

UNIVERSITY LIFE

- ◆ A private, coeducational university.
- ◆ A central location in a major US city, amid shopping, cultural, professional sports and entertainment facilities.
- ◆ Ten percent of the more than 11,000 students enrolled are international from 90 countries.
- ◆ **Office of International Programs**—initial airport pick-up, orientation programs, social and cultural activities, immigration advising and workshops, newsletters and excursions.

INTENSIVE ENGLISH PROGRAM

- ◆ Beginning through advanced levels, 30 hours per week, fall, spring semesters and summer session.
- ◆ Classes for all language skills, language and computer lab work, TOEFL preparation, conversation groups, weekly assemblies for cultural orientation, weekly outings and unofficial audits of University classes for advanced students.
- ◆ Courses for University-matriculated international students.
- ◆ "Bridge" courses, University-level composition courses, literature course, pronunciation and conversation courses.
- ◆ Customized programs can be designed to meet specific needs.



ACADEMIC PROGRAMS

- ◆ 70 accredited programs including, Premedical, Nursing, Allied Health Professions, Physical and Biological Sciences, Geophysics, Meteorology, Mathematics, Computer Sciences, Business and Administration, Communication, Education, English, Theology, Philosophy, Modern Languages and Social Services.
- ◆ Parks College of Engineering and Aviation—top aeronautical college in the US, offering 14 programs.
- ◆ Professional degree programs in Medicine, Law, Business and Administration, Orthodontics, Public Health and Graduate Programs.

OFFICE OF INTERNATIONAL PROGRAMS

Saint Louis University
221 N. Grand Blvd.
DuBourg Hall #242
St. Louis, MO 63103 USA
Tel: 1-314-977-2318
Fax: 1-314-977-3412

Internet: intlprg@sluvca.slu.edu



OFFICE OF ENGLISH
AS A SECOND LANGUAGE
Saint Louis University
McGannon Hall #224
3750 Lindell Blvd.
St. Louis, MO 63108 USA
Tel: 1-314-977-3200

Intensive English Program

Hrs/wk:	Class	Optional Classes
B:	20	4
LI:	20	4
I:	20	4
A:	20	4

IEP note • 3-5 hours language lab

English for Specific Purposes • Business, Test

Preparation: GMAT, TOEFL

Terms • 6 weeks beginning September, October, January,

February, April, June, July; 3 weeks beginning August

Longest break(s) • not applicable

Average class size • 12

Program size • 120 average term

Distribution • Africa 2%; Americas 8%; Asia/Oceania 68%; Europe, Eastern 4%; Europe, Western 6%; Middle East/North Africa 7%; Other/Unknown 5%

Faculty • *Teachers*: 5 full-time, 5 part-time *Full-time teaching load*: 20 hours/week *Advanced degree ESL fields*: 5

full-time, 3 part-time *Administrators*: 3 full-time, 1 part-time

Eligibility • foreign nationals minimum 18 years of age

Issues • I-20

Academic credit • not applicable

Tests • no information provided

Services • academic counseling, academic placement, campus orientation, conversation partners, crosscultural activities, field trips, homestay, host family, housing assistance, international student adviser, personal/cultural counseling, recreational activities

Costs • tuition \$990.00 6-weeks; application fee \$100.00 applicable to tuition; health insurance \$85.00

Housing • *Campus housing*: no campus housing

Off-campus housing: readily available; assistance in locating provided

Board • no board plan

Other information • *Established*: 1978 *Member*: AAIEP

Endorsements: TESOL standards, NAFSA principles

Academic credit • not offered *May take academic courses*: at Advanced level

Tests • locally developed tests

Services • academic counseling, academic placement, field trips, homestay, personal/cultural counseling, recreational activities

Costs • tuition \$4,700.00 15-weeks; application fee \$270.00 applicable to tuition; health insurance \$11.00 week

Housing • *Campus housing*: available year-round

Off-campus housing: readily available, expensive *Room*: \$2,000.00 15-weeks

Board • board plan

Other information • *Established*: 1961 *Member*: UCIEP (HE) (P + C)

1289

SAGINAW VALLEY STATE UNIVERSITY

English Language Program

Office of International Programs

7400 Bay Road

University Center MI 48710

Ph 517-790-4473

Fax 517-791-7732

E-mail hamrick@tardis.svsu.edu

Academic year 1996/97

Intensive English Program

Hrs/wk:	Class	Lab
B:	21	1
I:	21	1
A:	21	1

Terms • 15 weeks beginning August, January; 8 weeks beginning October, March; 7 weeks beginning May, June

Longest break(s) • not applicable

Average class size • 7

Program size • 10 average term

Distribution • Americas 10%; Asia/Oceania 70%; Europe, Western 10%; Middle East/North Africa 10%

Faculty • *Teachers*: 1 full-time, 1 part-time *Full-time teaching load*: 15 hours/week *Advanced degree ESL fields*: 1

full-time, 1 part-time *Administrators*: 1 full-time

Eligibility • all applicants

Issues • I-20, IAP-66. I-20 includes academic admission conditional on meeting admissions requirements

Academic credit • not offered

Tests • Institutional TOEFL, Michigan tests

Services • academic counseling, academic placement, campus orientation, conversation partners, crosscultural activities, field trips, housing assistance, international student adviser, personal/cultural counseling, recreational activities, visa/tax counseling

Costs • tuition \$2,250.00 15-weeks; application fee \$25.00; health insurance \$177.00 semester

Housing • *Campus housing*: available year-round

Off-campus housing: readily available, moderately priced; assistance in locating provided *Room*: \$225.00 4-weeks

Board • board plan

Other information • *Established*: 1995 *Endorsements*: TESOL standards, NAFSA principles (HE) (P + C)

1288

MICHIGAN STATE UNIVERSITY

English Language Center

Center for International Programs

Room 1

East Lansing MI 48824-1035

Ph 517-353-0800

Fax 517-336-1149

E-mail elc@pilot.msu.edu

Academic year 1995/96

Intensive English Program

Hrs/wk:	Class
B:	20
LI:	20
I:	20
A:	4-20

Terms • 15 weeks beginning August, January; 14 weeks beginning May

Longest break(s) • not applicable

Average class size • 14

Program size • 175 average term

Distribution • Americas 1%; Asia/Oceania 75%; Europe, Western 1%; Middle East/North Africa 1%; Other/Unknown 22%

Faculty • *Teachers*: 9 full-time, 16 part-time *Full-time teaching load*: 10 hours/week *Advanced degree ESL fields*: 9

full-time, 5 part-time *Administrators*: 3 full-time

Eligibility • foreign nationals

Issues • I-20

1290
UNIVERSITY OF MICHIGAN-ANN ARBOR

English for Academic Purposes

English Language Institute
 3004 North University Building
 Ann Arbor MI 48109-1057
Ph 313-763-5892
Fax 313-763-0369
E-mail cagm@umich.edu

Academic year 1996/97

Intensive English Program

Hrs/wk:	Class
I:	22
A:	22

English for Specific Purposes • Business 22 hrs/wk, Graduate Study 22 hrs/wk, Law 22 hrs/wk, Teaching Assistants 30 hrs/wk

Terms • 7 weeks beginning June

Longest break(s) • not applicable

Average class size • 18

Program size • 100 average term

Distribution • Americas 2%; Asia/Oceania 92%; Europe, Eastern 2%; Europe, Western 2%; Middle East/North Africa 2%

Faculty • *Teachers*: 4 full-time *Full-time teaching load*: 15 hours/week *Advanced degree ESL fields*: 4 full-time

Administrators: 3 part-time

Eligibility • foreign nationals

Issues • I-20

Academic credit • not offered

Tests • no information provided

Services • academic placement, field trips, personal/cultural counseling, recreational activities

Costs • Contact sponsor

Housing • *Campus housing*: available summer only

Off-campus housing: readily available, moderately priced; assistance in locating provided

Board • board plan

Other information • *Established*: 1992 (HE) (P + C)

1291
WAYNE STATE UNIVERSITY

English Language Institute

351 Manoojian Hall
 Detroit MI 48202
Ph 313-577-2729
Fax 313-577-2738
E-mail eliwsu@cms.cc.wayne.edu
URL <http://www.eli.wayne.edu>

Academic year 1996/97

Intensive English Program

Hrs/wk:	Class
B:	24
LI:	24
I:	24
A:	24

IEP note • Class hours include language lab

English for Specific Purposes • Business, Communications, Graduate Study, International Relations, Teaching Assistants, Test Preparation: TOEFL, TWE

Terms • 16 weeks beginning August, January; 13 weeks beginning May; 8 weeks beginning June

Longest break(s) • not applicable

Average class size • 10

Program size • 90 average term

Distribution • Africa 2%; Americas 2%; Asia/Oceania 50%; Europe, Eastern 5%; Europe, Western 5%; Middle East/North Africa 35%; Other/Unknown 1%

Faculty • *Teachers*: 5 full-time, 6 part-time *Full-time teaching load*: 15 hours/week *Advanced degree ESL fields*: 5 full-time, 6 part-time *Administrators*: 1 full-time, 4 part-time

Eligibility • all applicants with secondary school certificate

Issues • I-20, IAP-66

Academic credit • 3 undergraduate degree credits for ESL or 2 graduate degree credits for ESL *May take academic courses*: at Advanced level if academically admissible

Tests • Institutional TOEFL, locally developed tests

Services • academic counseling, academic placement, conversation partners, field trips, host family, personal/cultural counseling, recreational activities

Costs • tuition \$2,794.00 16-weeks; application fee \$50.00; activities fee \$25.00; lab fee \$5.00; health insurance \$360.00 year

Housing • *Campus housing*: available year-round

Off-campus housing: readily available, moderately priced

Room: \$1,800.00 16-weeks for apartments on- or off-campus

Board • no board plan

Other information • *Established*: 1974 *Member*: UCIEP

Endorsements: TESOL standards, NAFSA principles (HE) (P + C)

1292
WESTERN MICHIGAN UNIVERSITY

Career English Language Center for International Students

Kalamazoo MI 49008
Ph 616-387-4800
Fax 616-387-4806
E-mail laura.latulippe@wmich.edu
URL <http://www.wmich.edu/oia/celcis>

Academic year 1995/96

Intensive English Program

Hrs/wk:	Class
B:	20
LI:	20
I:	20
A:	20

IEP note • 5 hours language lab optional

Terms • 15 weeks beginning August, January; 7 weeks beginning April, July

Longest break(s) • not applicable

Average class size • 16

Program size • 114 average term

Distribution • Africa 1%; Americas 10%; Asia/Oceania 66%; Europe, Eastern 1%; Europe, Western 4%; Middle East/North Africa 18%

Faculty • *Teachers*: 10 full-time, 1 part-time *Full-time teaching load*: 15 hours/week *Advanced degree ESL fields*: 7 full-time, 1 part-time *Administrators*: 1 full-time

Eligibility • all applicants

Issues • I-20, IAP-66

Academic credit • not offered

Tests • Institutional TOEFL

Services • academic counseling, conversation partners, field trips, host family, personal/cultural counseling, recreational activities, drama club

Costs • tuition \$2,405.00 15-weeks; application fee \$20.00; health insurance \$205.00

Housing • *Campus housing*: available year-round

Off-campus housing: readily available; assistance in locating provided *Room and board*: \$2,100.00 15-weeks

Board • board plan included in housing

Other information • *Established*: 1975 *Member*: UCIEP,

AAIEP Endorsements: TESOL standards (HE) (P + C)

MINNESOTA

1293 DELASALLE LANGUAGE INSTITUTE

Intensive English Program

c/o St Mary's University of Minnesota
700 Terrace Heights, #34
Winona MN 55987-1399
Ph 507-457-1450
Fax 507-457-6917
E-mail dliusas@smumn.edu

Academic year 1996/97

Intensive English Program

Hrs/wk:	Class	Lab
B:	30	2
LI:	30	2
I:	30	2
A:	30	2

English for Specific Purposes • Business 4 hrs/wk, Science 4 hrs/wk, Test Preparation: TOEFL 8 hrs/wk, Other: Art 8 hrs/wk

Terms • 16 weeks beginning August, January

Longest break(s) • not applicable

Average class size • 13

Program size • 60 average term

Distribution • Americas 40%; Asia/Oceania 48%; Europe, Eastern 8%; Europe, Western 2%; Middle East/North Africa 2%

Faculty • Teachers: 4 full-time, 4 part-time *Full-time teaching load*: 24 hours/week *Advanced degree ESL fields*: 4 full-time, 4 part-time *Administrators*: 4 full-time, 2 part-time

Eligibility • foreign nationals

Issues • I-20

Academic credit • not applicable *May take academic courses*: at Advanced level with program director's approval

Tests • Michigan tests, locally developed tests

Services • academic counseling, academic placement, field trips, personal/cultural counseling, recreational activities

Costs • tuition \$7,100.00 16-weeks; application fee \$20.00; activities fee \$50.00; health insurance \$170.00; room deposit \$150.00

Housing • *Campus housing*: available year-round *Off-campus housing*: readily available; assistance in locating provided *Room and board*: included in tuition

Board • board plan included in tuition

Other information • *Established*: 1987

1294 ELS LANGUAGE CENTERS, ST PAUL

Intensive English Program

c/o Hamline University
1536 Hewitt Avenue
St Paul MN 55104
Ph 612-645-0804
Fax 612-645-9698
E-mail spa@els.com
URL http://www.els.com

Academic year 1995/96

Intensive English Program

Hrs/wk:	Class	Multimedia Lab
B:	25	5
LI:	25	5
I:	25	5
A:	25	5

IEP note • LI, I, A: May take special interest classes in lieu of multimedia lab

English for Specific Purposes • Business 30 hrs/wk, Travel 16 hrs/wk, Test Preparation: TOEFL 30 hrs/wk

Terms • 4 weeks year-round

Longest break(s) • not applicable

Average class size • 11

Program size • 120 average term

Faculty • Teachers: 12 full-time *Full-time teaching load*: 30 hours/week *Administrators*: 4 full-time

Eligibility • all applicants

Issues • I-20, IAP-66

Academic credit • not applicable *May take academic courses*: at Advanced level

Tests • Institutional TOEFL, TOEIC, Cambridge

Services • academic counseling, academic placement, airport meeting, crosscultural activities, field trips, homestay, housing assistance, personal/cultural counseling, recreational activities, telephone card

Costs • tuition \$1,160.00 4-weeks; application fee \$100.00; health insurance \$35.00

Housing • *Campus housing*: available year-round

Off-campus housing: readily available, moderately priced; assistance in locating provided *Room and board*: \$675.00 4-weeks

Board • board plan included in housing

Other information • *Established*: 1961 *Member*: AAIEP

Endorsements: TESOL standards, NAFSA principles

1295 UNIVERSITY OF MINNESOTA, TWIN CITIES

Intensive English Language Program

Minnesota English Center
320 16th Avenue Southeast
Minneapolis MN 55414
Ph 612-624-1503
Fax 612-625-2312
E-mail mecesl@maroon.tc.umn.edu

Academic year 1996/97

Intensive English Program

Hrs/wk:	Class	Lab
B:	20-25	5
LI:	20-25	5
I:	20-25	5
A:	20-25	5

English for Specific Purposes • Business, Test Preparation: TOEFL, Other: Science and Technology

Terms • 10 weeks beginning September, January, March; 8 weeks beginning June, July; 5 weeks beginning July

Longest break(s) • not applicable

Average class size • 15

Program size • 180 average term, 80 summer

Distribution • Asia/Oceania 69%; Middle East/North Africa 8%; Other/Unknown 23%

Faculty • Teachers: 10 full-time, 38 part-time *Full-time teaching load*: 10 hours/week *Advanced degree ESL fields*: 10 full-time, 38 part-time *Administrators*: 5 full-time, 2 part-time

Eligibility • all applicants

Issues • I-20, IAP-66

Academic credit • not offered *May take academic courses*: if academically admissible and TOEFL 450

Tests • International, Institutional TOEFL; locally developed tests

Services • academic counseling, field trips, homestay, host family, personal/cultural counseling, recreational activities

Costs • tuition \$687.00 - \$2,097.00 10-weeks; application fee \$75.00; activities fee \$150.00; health insurance \$187.00

Housing • Campus housing: available year-round
Off-campus housing: assistance in locating provided *Room:* \$741.00-\$1,028.00 quarter; \$330.00-\$425.00 month for apartments

Board • board plan \$557.00-\$590.00 quarter depending on plan (10, 14, 19 or 21 meals per week)

Other information • *Established:* 1968 *Member:* UCIEP
Endorsements: TESOL standards, NAFSA principles (HE)

MISSISSIPPI

1296

MISSISSIPPI STATE UNIVERSITY

American Language and Culture Program

PO Box 5247

ESL Center

Mississippi State MS 39762

Ph 601-325-2627, 601-325-2648

Fax 601-325-8652

E-mail agrow@ce.msstate.edu

Academic year 1996/97

Intensive English Program

Hrs/wk: **Class** **Lab**

B: 15 5

LI: 20

I: 20

A: 20

IEP note • 1 hour field trips

Terms • 8 weeks beginning August, October, January, March, June, July

Longest break(s) • not applicable

Average class size • 12

Program size • 40 average term

Distribution • Americas 20%; Asia/Oceania 35%; Middle East/North Africa 15%; Other/Unknown 30%

Faculty • *Teachers:* 3 full-time, 4 part-time *Full-time teaching load:* 20 hours/week *Advanced degree ESL fields:* 3 full-time, 2 part-time *Administrators:* 1 full-time

Eligibility • foreign nationals

Issues • I-20, IAP-66

Academic credit • 12 undergraduate and graduate degree credits for ESL replacing foreign language *May take academic courses:* with program director's approval if academically admissible

Tests • Institutional TOEFL, locally developed tests

Services • academic counseling, academic placement, field trips, personal/cultural counseling, recreational activities

Costs • tuition \$1,075.00 8-weeks; application fee \$75.00 applicable to tuition; activities fee \$100.00; books and immunization \$140.00; health insurance \$95.00-\$275.00

Housing • *Campus housing:* available year-round

Off-campus housing: readily available, moderately priced; assistance in locating provided *Room:* \$700.00 16-weeks

Board • no board plan

Other information • *Established:* 1991 *Endorsements:* TESOL standards, NAFSA principles (HE) (P + C)

1297

UNIVERSITY OF MISSISSIPPI

Intensive English Program

University MS 38677

Ph 601-232-7404

Fax 601-232-7486

E-mail ipdept@sunset.backbone.olemiss.edu

URL http://www.olemiss.edu

Academic year 1995/96

Intensive English Program

Hrs/wk: **Class** **Lab** **CAI**

I: 20 3 3

A: 20 3 3

IEP note • Additional language lab optional

Terms • 16 weeks beginning August, January; 10 weeks beginning May

Longest break(s) • 3 weeks beginning December

Average class size • 15

Program size • 35 average term

Distribution • Americas 5%; Asia/Oceania 65%; Europe, Eastern 30%

Faculty • *Teachers:* 1 full-time, 3 part-time *Full-time teaching load:* 15 hours/week *Advanced degree ESL fields:* 1 full-time, 2 part-time *Administrators:* 1 full-time

Eligibility • foreign nationals

Issues • I-20, IAP-66. I-20 includes academic admission conditional on meeting admissions requirements

Academic credit • not offered

Tests • Institutional TOEFL, locally developed tests

Services • field trips

Costs • tuition \$1,575.00 16-weeks; application fee \$25.00; activities fee \$275.00; health insurance \$280.00

Housing • *Campus housing:* available year-round

Off-campus housing: assistance in locating provided *Room:* \$800.00 16-weeks

Board • no board plan

Other information • *Established:* 1984 *Endorsements:* TESOL standards, NAFSA principles (HE) (P + C)

1298

UNIVERSITY OF SOUTHERN MISSISSIPPI

Certificate Program in English and Business for International Managers

Southern Station

Box 5065

Hattiesburg MS 39406-5065

Ph 601-266-4337

Fax 601-266-5723

E-mail audrey_blackwell@bull.cc.usm.edu

Academic year 1996/97

Certificate Program in English and Business for International Managers

English for Specific Purposes • Business *Minimum English language proficiency required:* TOEFL 450 *Hrs/wk:* 25 hours class *8-week program provides English classes, university audit classes, corporate field trips, business seminars, conversation partner.*

Terms • 8 weeks beginning August, October, January, March, June

Longest break(s) • not applicable

Average class size • 3

Program size • 4 average term

Distribution • Americas 5%; Asia/Oceania 95%

Faculty • *Teachers:* 13 full-time, 1 part-time *Full-time teaching load:* 20 hours/week *Advanced degree ESL fields:* 13 full-time, 1 part-time *Administrators:* 1 full-time, 1 part-time

Eligibility • foreign business personnel
Issues • I-20
Academic credit • not applicable
Tests • locally developed tests, TOEIC
Services • academic counseling, academic placement, field trips, host family, recreational activities
Costs • tuition \$4,500.00 8-weeks; health insurance \$113.00 (optional)
Housing • *Campus housing*: no campus housing
Off-campus housing: difficult to find, moderately priced; assistance in locating provided
Room and board: included in tuition for homestay
Board • board plan included in tuition for homestay, 2 meals per day
Other information • *Established*: 1988 *Member*: UCIEP, AAIEP *Endorsements*: TESOL standards, NAFSA principles (HE)

1299
UNIVERSITY OF SOUTHERN MISSISSIPPI

English Language Institute

Southern Station, Box 5065
 Hattiesburg MS 39406-5065
Ph 601-266-4337
Fax 601-266-5723
E-mail audrey_blackwell@bull.cc.usm.edu

Academic year 1996/97

Intensive English Program

Hrs/wk:	Class	Optional Lab
B:	25	10
LI:	25	10
I:	25	10
A:	25	10

IEP note • I, A: 10 hours electives
English for Specific Purposes • Business 5 hrs/wk, Teaching Assistants 1 hrs/wk, Test Preparation: TOEFL 5 hrs/wk, Other: Science and Technology
Terms • 8 weeks beginning August, October, January, March, June
Longest break(s) • 4 weeks beginning December, May
Average class size • 13
Program size • 100 average term
Distribution • Americas 30%; Asia/Oceania 55%; Europe, Eastern 1%; Europe, Western 5%; Middle East/North Africa 5%; Other/Unknown 4%
Faculty • *Teachers*: 12 full-time, 2 part-time *Full-time teaching load*: 20 hours/week *Advanced degree ESL fields*: 13 full-time, 4 part-time *Administrators*: 1 full-time, 1 part-time
Eligibility • all applicants minimum 18 years of age or with secondary school certificate
Issues • I-20
Academic credit • not offered *May take academic courses*: with adequate English language proficiency and ELI faculty approval
Tests • Institutional TOEFL, Michigan tests
Services • academic counseling, academic placement, conversation partners, field trips, personal/cultural counseling, recreational activities
Costs • tuition \$935.00 8-weeks; application fee \$35.00; activities fee \$65.00; health insurance \$113.00
Housing • *Campus housing*: available year-round
Off-campus housing: readily available, moderately priced; assistance in locating provided
Room: \$350.00 8-weeks
Board • board plan \$280.00 8-weeks
Other information • *Established*: 1947 *Member*: UCIEP, AAIEP *Endorsements*: TESOL standards, NAFSA principles (HE)

MISSOURI

1300
AVILA COLLEGE

Intensive Language and Culture Program

11901 Wornall Road
 Kansas City MO 64145-1698
Ph 816-942-8400
Fax 816-942-3362
E-mail inwardsba@mail.avila.edu

Academic year 1996/97

Intensive English Program

Hrs/wk:	Class	Lab
LI:	20	5
I:	20	5
A:	15	5

IEP note • LI: 5 hours cultural adaptation seminar
Terms • 16 weeks beginning August, January; 8 weeks beginning August, October, January, March, June; 4 weeks beginning June, July
Longest break(s) • not applicable
Average class size • 7
Program size • 25 average term
Distribution • Asia/Oceania 80%; Europe, Eastern 10%; Middle East/North Africa 10%
Faculty • *Teachers*: 1 full-time, 4 part-time *Full-time teaching load*: 15 hours/week *Advanced degree ESL fields*: 1 full-time, 3 part-time *Administrators*: 1 full-time
Eligibility • foreign nationals
Issues • I-20. I-20 includes academic admission conditional on English language proficiency
Academic credit • not offered *May take academic courses*: with adequate English language proficiency at Intermediate and Advanced levels
Tests • Institutional TOEFL, Michigan tests
Services • academic counseling, academic placement, field trips, host family, personal/cultural counseling, recreational activities
Costs • tuition \$5,050.00 16-weeks, \$2,525.00 8-weeks, \$930.00 2-months summer; activities fee \$50.00; health insurance \$50.00 month
Housing • *Campus housing*: available year-round
Off-campus housing: no information provided
Room and board: \$2,075.00 16-weeks, \$200.00 month in summer for room only
Board • board plan included in housing
Other information • *Established*: 1989 *Endorsements*: TESOL standards (HE)

1301
CENTRAL MISSOURI STATE UNIVERSITY

Intensive English Program

Warrensburg MO 64093-5180
Ph 816-543-4713
Fax 816-543-8136
E-mail sample@cmsvmb.cmsu.edu

Academic year 1996/97

Intensive English Program

Hrs/wk:	Class	Conversation
B:	20	2
LI:	20	2
I:	20	2
A:	20	2

IEP note • B, LI, I, A: 3 hours individual tutoring



English for Specific Purposes • Aviation 3 hrs/wk, Business 3 hrs/wk, Hotel Administration 3 hrs/wk, Travel 3 hrs/wk, Test Preparation: unspecified test 3 hrs/wk
Terms • 8 weeks beginning August, October, January, March, June; 3 weeks beginning May
Longest break(s) • not applicable
Average class size • 12
Program size • 70 average term
Distribution • Africa 5%; Americas 5%; Asia/Oceania 50%; Europe, Eastern 5%; Europe, Western 5%; Middle East/North Africa 10%; Other/Unknown 20%
Faculty • *Teachers*: 12 full-time *Full-time teaching load*: 20 hours/week *Advanced degree ESL fields*: 11 full-time *Administrators*: 1 full-time
Eligibility • all applicants
Issues • I-20
Academic credit • not offered
Tests • International, Institutional TOEFL; Michigan tests; TOEIC, SPEAK
Services • academic counseling, academic placement, field trips, homestay, host family, personal/cultural counseling, recreational activities
Costs • tuition \$1,500.00 8-weeks; application fee \$150.00 partially applicable to tuition; health insurance \$100.00
Housing • *Campus housing*: available year-round *Off-campus housing*: readily available, moderately priced *Room*: \$600.00 8-weeks
Board • board plan \$335.00 8-weeks, 21 meals
Other information • *Established*: 1991 *Endorsements*: TESOL standards, NAFA principles (HE) (P + C)

1302
NORTHWEST MISSOURI STATE UNIVERSITY

Preparatory English Program

Thompson-Ringold 202
 Maryville MO 64468-6001
Ph 816-562-1390, 816-582-8062
Fax 816-562-1900
E-mail bscott@acad.nwmissouri.edu
URL http://www.nwmissouri.edu

Academic year 1996/97

Intensive English Program

Hrs/wk:	Class	CAI
LI:	18	4
I:	18	4
A:	18	4

English for Specific Purposes • Test Preparation: TOEFL 3 hrs/wk
Terms • 8 weeks beginning August, October, January, March, June
Longest break(s) • 4 weeks beginning December
Average class size • 10
Program size • 30 average term
Distribution • Americas 3%; Asia/Oceania 74%; Europe, Western 23%
Faculty • *Teachers*: 3 full-time *Full-time teaching load*: 16 hours/week *Advanced degree ESL fields*: 3 full-time *Administrators*: 1 full-time
Eligibility • foreign nationals
Issues • I-20. I-20 includes academic admission conditional on English language proficiency
Academic credit • not offered *May take academic courses*: at Advanced level
Tests • Institutional TOEFL, locally developed tests
Services • academic counseling, academic placement, crosscultural activities, field trips, homestay, host family, international student adviser, personal/cultural counseling, recreational activities

Costs • tuition \$1,650.00 8-weeks; books \$100.00; health insurance \$430.00 year
Housing • *Campus housing*: available year-round *Off-campus housing*: difficult to find, moderately priced *Room and board*: \$1,845.00 16-weeks
Board • board plan included in housing
Other information • *Established*: 1990 (HE)

1303
SAINT LOUIS UNIVERSITY

Intensive English Program

McGannon Hall 224
 3750 Lindell Boulevard
 St Louis MO 63108
Ph 314-977-3200
Fax 314-977-2999
E-mail mithen@sluvca.slu.edu

Academic year 1996/97

Intensive English Program

Hrs/wk:	Class	Lab	CAI
B:	18	5	3
LI:	18	5	3
I:	18	5	3
A:	18	2	3

IEP note • 1 hour conversation, 3 hours field trips
English for Specific Purposes • Business, Test Preparation: TOEFL
Terms • 15 weeks beginning August, January; 8 weeks beginning June
Longest break(s) • 4 weeks beginning December
Average class size • 15
Program size • 70 average term
Distribution • Africa 3%; Americas 9%; Asia/Oceania 52%; Europe, Eastern 6%; Europe, Western 8%; Middle East/North Africa 22%
Faculty • *Teachers*: 4 full-time, 10 part-time *Full-time teaching load*: 15 hours/week *Advanced degree ESL fields*: 4 full-time, 9 part-time *Administrators*: 1 part-time
Eligibility • all applicants
Issues • I-20
Academic credit • 6 undergraduate degree credits for ESL replacing foreign language in College of Arts and Sciences *May take academic courses*: at Advanced level
Tests • Institutional TOEFL, Michigan tests
Services • academic counseling, academic placement, field trips, personal/cultural counseling, recreational activities
Costs • tuition \$2,985.00 15-weeks; application fee \$25.00; health insurance \$532.00; language lab \$25.00
Housing • *Campus housing*: available academic year *Off-campus housing*: readily available, expensive; assistance in locating provided *Room and board*: \$2,690.00 15-weeks (approximate)
Board • board plan included in housing, 19 meals per week
Other information • *Established*: 1966 *Endorsements*: TESOL standards (HE) (P + C)

1304
SOUTHEAST MISSOURI STATE UNIVERSITY

Intensive English Programs

Center for International Studies
 939 College Hill
 Cape Girardeau MO 63701
Ph 573-651-2591
Fax 573-651-2001
E-mail d478ine@semovm.semo.edu
URL http://www.semo.edu

Academic year 1996/97

Intensive English Program

Hrs/wk:	Class
LI:	25
I:	25
A:	25

English for Specific Purposes • Business, Test

Preparation: TOEFL

Terms • 16 weeks beginning August, January; 8 weeks beginning June

Longest break(s) • not applicable

Average class size • 15

Program size • 45 average term

Faculty • Teachers: 4 full-time, 2 part-time *Full-time teaching load:* 15 hours/week *Advanced degree ESL fields:* 3 full-time

Eligibility • foreign nationals

Issues • I-20. I-20 includes academic admission conditional on English language proficiency

Academic credit • not offered *May take academic courses:* at Advanced level

Tests • Institutional TOEFL, Michigan tests

Services • field trips, homestay, host family, personal/cultural counseling, recreational activities, mentors

Costs • tuition \$1,535.00 8-weeks; application fee \$75.00; health insurance \$475.00; books \$100.00

Housing • *Campus housing:* available academic year

Off-campus housing: readily available, moderately priced; assistance in locating provided **Room:** \$1,100.00 16-weeks

Board • board plan \$805.00 16-weeks

Other information • *Established:* 1986 (HE)

1305

UNIVERSITY OF MISSOURI, COLUMBIA

Intensive English Program

208 McReynolds Hall

Columbia MO 65211

Ph 573-882-7523

Fax 573-882-0360

E-mail lepume@showme.missouri.edu

URL <http://www.missouri.edu/~regwww>

Academic year 1996/97

Intensive English Program

Hrs/wk:	Class	Lab
B:	20	5
LI:	20	5
I:	20	5
A:	20	5

Terms • 16 weeks beginning August, January; 8 weeks beginning June

Longest break(s) • not applicable

Average class size • 12

Program size • 85 average term

Faculty • Teachers: 7 full-time, 6 part-time *Full-time teaching load:* 15 hours/week *Advanced degree ESL fields:* 6 full-time, 2 part-time *Administrators:* 2 full-time

Eligibility • foreign nationals minimum 17 years of age

Issues • I-20, IAP-66. I-20 includes academic admission conditional on meeting admissions requirements

Academic credit • not offered

Tests • Institutional TOEFL, locally developed tests

Services • academic counseling, field trips, homestay, personal/cultural counseling, recreational activities

Costs • tuition \$3,256.00 16-weeks; application fee \$50.00 applicable to tuition; activities fee \$103.00; university fees \$125.00; university fees include computer use and student health fee

Housing • *Campus housing:* available year-round

Off-campus housing: moderately priced; assistance in

locating provided **Room and board:** \$2,000.00-\$2,400.00 16-weeks; approximately \$1,000.00 for 8-week summer session

Board • board plan included in housing, 21 meals per week

Other information • *Established:* 1978 (HE) (P + C)D

1306

**UNIVERSITY OF MISSOURI, KANSAS CITY
and METROPOLITAN COMMUNITY COLLEGES**

**Applied Language Institute at University
of Missouri and Penn Valley Community
College**

University of Missouri-Kansas City

5100 Rockhill Road

Kansas City MO 64110

Ph 816-235-1233

Fax 816-235-5437

E-mail axek@smtpgate.umkc.edu

URL <http://www.umkc.edu/ali>

Academic year 1996/97

Intensive English Program

Hrs/wk:	Class
B:	20
LI:	20
I:	20
A:	20

IEP note • Language lab, CAI optional

English for Specific Purposes • Business, Education, Marketing, Science, Teaching Assistants, Test Preparation: TOEFL

Terms • 16 weeks beginning August, January; 8 weeks beginning June; flexible dates for individualized special programs

Longest break(s) • not applicable

Average class size • 15

Program size • 90 average term

Distribution • Africa 10%; Americas 20%; Asia/Oceania 40%; Europe, Eastern 10%; Middle East/North Africa 20%

Faculty • Teachers: 3 full-time, 8 part-time *Full-time teaching load:* 16 hours/week *Advanced degree ESL fields:* 3 full-time, 6 part-time *Administrators:* 1 part-time

Eligibility • all applicants

Issues • I-20

Academic credit • not offered *May take academic courses:* at Advanced level

Tests • locally developed tests, CELT

Services • academic counseling, field trips, recreational activities

Costs • tuition \$2,000.00 16-weeks; application fee \$25.00

Financial aid • available

Housing • *Campus housing:* available year-round

Off-campus housing: readily available, moderately priced; assistance in locating provided **Room and board:** \$2,200.00 16-weeks

Board • board plan included in housing

Other information • *Established:* 1990 *Endorsements:* NAFAA principles (HE)

1307
UNIVERSITY OF MISSOURI, ROLLA

Applied Language Institute

108 Norwood Hall
Rolla MO 65401-0160
Ph 573-341-6147
Fax 573-341-6333
E-mail iep@umr.edu

Academic year 1995/96

Intensive English Program

Hrs/wk:	Class	Mentoring
I:	20	4
A:	20	4

Terms • 8 weeks beginning August, October, January, March, May

Longest break(s) • not applicable

Average class size • 8

Program size • 22 average term

Distribution • Americas 12%; Asia/Oceania 33%; Europe, Eastern 5%; Middle East/North Africa 50%

Faculty • *Teachers*: 2 full-time, 4 part-time *Full-time teaching load*: 16 hours/week *Advanced degree ESL fields*: 2 full-time *Administrators*: 1 full-time, 1 part-time

Eligibility • all applicants

Issues • I-20. I-20 includes academic admission conditional on English language proficiency

Academic credit • not offered

Tests • Michigan tests

Services • academic counseling, campus orientation, conversation partners, crosscultural activities, field trips, host family, housing assistance, international student adviser, personal/cultural counseling, recreational activities

Costs • tuition \$1,300.00 8-weeks; health insurance \$42.00 month

Housing • *Campus housing*: available year-round

Off-campus housing: readily available, moderately priced; assistance in locating provided *Room*: \$1,952.00 16-weeks

Board • board plan \$1,599.00 16-weeks

Other information • *Established*: 1993 (HE) (P + C)

1308
WASHINGTON UNIVERSITY

Summer Intensive Program

Box 1083
1 Brookings Drive
St Louis MO 63130
Ph 314-935-5966
Fax 314-935-4075
E-mail wendyhf@artsci.wustl.edu

Academic year 1995/96

Intensive English Program

Hrs/wk:	Class	Lab
I:	23	2
A:	23	2

English for Specific Purposes • Teaching Assistants

Terms • 6 weeks beginning July

Longest break(s) • not applicable

Average class size • 10

Program size • 20 average term

Distribution • Americas 4%; Asia/Oceania 90%; Europe, Eastern 2%; Europe, Western 2%; Middle East/North Africa 2%

Faculty • *Teachers*: 2 full-time, 4 part-time *Full-time teaching load*: 15 hours/week *Advanced degree ESL fields*: 2 full-time, 4 part-time *Administrators*: 2 full-time

Eligibility • foreign nationals minimum 18 years of age with minimum TOEFL 450

Issues • I-20. I-20 includes academic admission with academic department's approval

Academic credit • 8 undergraduate degree credits for ESL *May take academic courses*: with academic department's approval

Tests • Institutional TOEFL

Services • academic counseling, academic placement, conversation partners, field trips, host family, personal/cultural counseling, recreational activities

Costs • tuition \$2,080.00 6-weeks; application fee \$200.00 applicable to tuition; health insurance \$160.00

Housing • *Campus housing*: available summer only

Off-campus housing: readily available; assistance in locating provided *Room*: \$400.00 6-weeks

Board • board plan \$400.00 6-weeks

Other information • *Established*: 1970 *Endorsements*: TESOL standards, NAFSA principles (HE) (P + C)

MONTANA

1309
AMERICAN CULTURAL EXCHANGE, MONTANA

ACE Language Institute

c/o Montana State University
1106 South 6th
Bozeman MT 59717
Ph 406-585-9832
Fax 406-585-9838
E-mail ielimsu@aol.com

Academic year 1996/97

Intensive English Program

Hrs/wk:	Class	Electives
B:	20	4
LI:	20	4
I:	20	4
A:	20	4

IEP note • Post-Advanced: 20 hours class

Terms • 7 weeks beginning September, October, January, March, May, July

Longest break(s) • not applicable

Average class size • 11

Program size • 45 average term

Distribution • Americas 19%; Asia/Oceania 63%; Europe, Eastern 5%; Europe, Western 5%; Middle East/North Africa 8%

Faculty • *Teachers*: 2 full-time, 3 part-time *Full-time teaching load*: 20 hours/week *Advanced degree ESL fields*: 2 full-time, 3 part-time *Administrators*: 2 full-time, 1 part-time

Eligibility • all applicants with secondary school certificate

Issues • I-20

Academic credit • not applicable *May take academic courses*: at Advanced level if academically admissible

Tests • Michigan tests

Services • academic counseling, field trips, homestay, host family, personal/cultural counseling, recreational activities

Costs • tuition \$1,575.00 7-weeks; application fee \$50.00; health insurance \$77.00; student services for MSU \$190.00

Financial aid • tuition scholarships based on academic achievement, cultural diversity, need

Housing • *Campus housing*: available *Off-campus housing*: readily available, moderately priced; assistance in locating provided *Room and board*: \$925.00 7-weeks

Board • board plan included in housing

Other information • *Established*: 1994 *Member*: AAIEP *Endorsements*: TESOL standards, NAFSA principles

NEBRASKA

1310 BELLEVUE UNIVERSITY

Intensive English Program

1000 Galvin Road South
Bellevue NE 68005-3098
Ph 402-293-3759, 402-293-3817
Fax 402-293-2023
E-mail rep@scholars.bellevue.edu
URL http://bruins.bellevue.edu/

Academic year 1995/96

Intensive English Program

Hrs/wk:	Class	Lab	Academic Courses
B:	16	4	
LI:	16	4	
I:	8		8

IEP note • A: 4 hours class instruction, plus academic courses

English for Specific Purposes • Business 4 hrs/wk, Communications 8 hrs/wk

Terms • 16 weeks beginning August, January; 10 weeks beginning May, June; 8 weeks beginning May, June

Longest break(s) • 4 weeks beginning December

Average class size • 11

Program size • 50 average term

Distribution • Americas 4%; Asia/Oceania 84%; Europe, Eastern 4%; Europe, Western 4%; Middle East/North Africa 4%

Faculty • Teachers: 2 full-time, 4 part-time *Full-time teaching load*: 16 hours/week *Advanced degree ESL fields*: 2 full-time *Administrators*: 1 full-time

Eligibility • all applicants

Issues • I-20. I-20 includes academic admission conditional on meeting admissions requirements

Academic credit • 4 undergraduate degree credits for ESL replacing foreign language *May take academic courses*: at Intermediate level with program director's approval

Tests • Michigan tests

Services • academic counseling, academic placement, field trips, homestay, host family, personal/cultural counseling, recreational activities

Costs • tuition \$1,780.00 16-weeks; application fee \$50.00; health insurance \$219.00 year

Housing • *Campus housing*: no campus housing *Off-campus housing*: readily available, moderately priced; assistance in locating provided *Room*: \$1,100.00 20-weeks for furnished apartments nearby campus

Board • no board plan

Other information • *Established*: 1981 (HE)

1311 CREIGHTON UNIVERSITY

Intensive Language Institute

2500 California Plaza
Omaha NE 68178
Ph 402-280-2595
Fax 402-280-2211
E-mail mkb@creighton.edu
URL http://www.creighton.edu

Academic year 1996/97

Intensive English Program

Hrs/wk:	Class
LI:	22
I:	22
A:	15-22

Terms • 8 weeks beginning August, October, January, March, May; 5 weeks beginning July

Longest break(s) • not applicable

Average class size • 12

Program size • 45 average term

Distribution • Americas 15%; Asia/Oceania 70%; Middle East/North Africa 15%

Faculty • Teachers: 5 full-time, 1 part-time *Full-time teaching load*: 20 hours/week *Advanced degree ESL fields*: 4 full-time *Administrators*: 1 full-time

Eligibility • all applicants

Issues • I-20, IAP-66. I-20 includes academic admission conditional on meeting admissions requirements

Academic credit • not offered *May take academic courses*: with program director's approval and TOEFL 500

Tests • Institutional TOEFL, TOEIC

Services • academic counseling, field trips, host family, personal/cultural counseling, recreational activities

Costs • tuition \$1,300.00 8-weeks; application fee \$20.00; activities fee \$25.00; health insurance \$100.00

Housing • *Campus housing*: available year-round

Off-campus housing: readily available, moderately priced *Room*: \$625.00 8-weeks

Board • board plan \$500.00 8-weeks

Other information • *Established*: 1979 *Member*: AAIEP

Endorsements: TESOL standards, NAFSA principles (HE) (P + C)

1312 MIDWEST INSTITUTE FOR INTERNATIONAL STUDIES, CRETE

Intensive English Program

c/o Doane College
1014 Boswell Avenue
Crete NE 68333
Ph 402-826-8215
Fax 402-826-8592
E-mail midwest@doane.edu
URL http://www.outfitters.com/com/aaiep/profiles/p128.htm

Academic year 1996/97

Intensive English Program

Hrs/wk:	Class	Lab
B:	20	5
LI:	20	5
I:	20	5
A:	20	5

Terms • 8 weeks beginning each month except December; entrance permitted at term midpoint

Longest break(s) • not applicable

Average class size • 10

Program size • 38 average term

Distribution • Americas 10%; Asia/Oceania 60%; Europe, Eastern 20%; Other/Unknown 10%

Faculty • Teachers: 5 full-time, 1 part-time *Full-time teaching load*: 20 hours/week *Advanced degree ESL fields*: 3 full-time *Administrators*: 1 full-time, 2 part-time

Eligibility • all applicants

Issues • I-20

Academic credit • not applicable *May take academic courses*: with adequate English language proficiency

Tests • Michigan tests

Services • academic counseling, academic placement, field trips, host family, personal/cultural counseling, recreational activities

Costs • tuition \$2,050.00 8-weeks; application fee \$75.00; activities fee \$60.00; health insurance \$110.00
Housing • *Campus housing*: available year-round
Off-campus housing: readily available, moderately priced; assistance in locating provided *Room and board*: \$936.00 8-weeks
Board • board plan included in housing
Other information • *Established*: 1981 *Member*: AAIEP
Endorsements: TESOL standards, NAFSA principles

1313
UNIVERSITY OF NEBRASKA AT OMAHA

Intensive Language Program

60th and Dodge Streets
 Omaha NE 68182-0259
Ph 402-554-2293
Fax 402-554-2949
E-mail meturner@unomaha.edu
URL <http://www.unomaha.edu/~world/>

Academic year 1996/97
Intensive English Program

Hrs/wk:	Class	Lab	CAI
B:	20	5	1
LI:	20	5	1
I:	20	5	1
A:	20	5	1

IEP note • Crosscultural class available; A: 3 additional hours CAI available
Terms • 8 weeks beginning August, October, January, March, April, June
Longest break(s) • not applicable
Average class size • 10
Program size • 90 average term
Distribution • Americas 21%; Asia/Oceania 72%; Europe, Eastern 2%; Europe, Western 1%; Middle East/North Africa 4%
Faculty • *Teachers*: 8 full-time, 2 part-time *Full-time teaching load*: 20 hours/week *Advanced degree ESL fields*: 4 full-time, 1 part-time *Administrators*: 3 full-time, 1 part-time
Eligibility • foreign nationals
Issues • I-20, IAP-66. I-20 includes academic admission conditional on English language proficiency (TOEFL 487) and approval of program director
Academic credit • not offered *May take academic courses*: at Advanced level with program director's approval
Tests • International, Institutional TOEFL; Michigan tests
Services • academic placement, airport meeting, conversation partners, field trips, homestay, host family, personal/cultural counseling, recreational activities
Costs • tuition \$1,000.00 8-weeks; application fee \$35.00; health insurance \$85.00
Financial aid • full scholarships and partial tuition waivers
Housing • *Campus housing*: no campus housing
Off-campus housing: readily available; assistance in locating provided *Room*: \$210.00-\$400.00 4-weeks; privately owned dormitory and residence hall within walking distance of campus
Board • no board plan
Other information • *Established*: 1977 *Endorsements*: TESOL standards, NAFSA principles (HE) (P + C)

1314
UNIVERSITY OF NEBRASKA AT OMAHA
Program for International Professional Development

60th and Dodge Streets
 Omaha NE 68182-0259
Ph 402-554-2944
Fax 402-554-2949
E-mail world@unomaha.edu
URL <http://www.unomaha.edu/~world/>

Academic year 1996/97
Program for International Professional Development

English for Specific Purposes • Business, Marketing, Other: Insurance *Minimum English language proficiency required*: TOEFL 450 (Intermediate, Advanced levels) *Hrs/wk*: 24-27 hours class, 3 hours field trips to corporations *Program designed for business personnel from around the world to improve their skills and knowledge in English for business, crosscultural communication, international and US workplace customs and other international business issues.*

Terms • 8 weeks beginning January, March, August, October
Longest break(s) • not applicable
Average class size • 8
Program size • 20 average term
Distribution • Americas 15%; Asia/Oceania 75%; Europe, Eastern 5%; Middle East/North Africa 5%
Faculty • *Teachers*: 2 full-time, 3 part-time *Full-time teaching load*: 20 hours/week *Administrators*: 3 full-time
Eligibility • foreign professionals with minimum of bachelor's degree or equivalent
Issues • I-20, IAP-66
Academic credit • *May audit academic courses*
Tests • TOEIC, SPEAK
Services • airport meeting, conversation partners, field trips, host family, internships
Costs • tuition \$1,500.00 8-weeks; application fee \$50.00; health insurance \$85.00
Financial aid • partial tuition waivers
Housing • *Campus housing*: no campus housing
Off-campus housing: readily available, moderately priced; assistance in locating provided *Room*: \$210.00-\$500.00 4-weeks; dormitories and apartments located within walking distance of campus
Board • no board plan
Other information • *Established*: 1989 *Endorsements*: TESOL standards, NAFSA principles (HE) (P + C)

1315
UNIVERSITY OF NEBRASKA, LINCOLN
Programs in English as a Second Language

310 Andrews Hall
 Lincoln NE 68588-0301
Ph 402-472-1884
Fax 402-472-4636

Academic year 1996/97
Intensive English Program

Hrs/wk:	Class	Lab
LI:	25	2
I:	25	2
A:	25	2

Terms • 8 weeks beginning August, October, January, March, June
Longest break(s) • not applicable
Average class size • 10

Program size • 40 average term
Distribution • Africa 2%; Americas 10%; Asia/Oceania 75%; Middle East/North Africa 10%; Other/Unknown 3%
Faculty • *Teachers*: 5 full-time, 6 part-time *Full-time teaching load*: 12 hours/week *Advanced degree ESL fields*: 5 full-time, 3 part-time *Administrators*: 1 full-time, 1 part-time
Eligibility • all applicants
Issues • I-20. I-20 includes academic admission conditional on meeting admissions requirements
Academic credit • 3 undergraduate degree credits for ESL replacing freshman English
Tests • Institutional TOEFL, Michigan tests
Services • academic counseling, academic placement, field trips, personal/cultural counseling, recreational activities
Costs • tuition \$1,400.00 8-weeks; application fee \$75.00; activities fee \$186.00; health insurance \$207.00
Financial aid • Pell Grants
Housing • *Campus housing*: available year-round *Off-campus housing*: readily available, moderately priced *Room and board*: \$860.00 8-weeks
Board • board plan included in housing
Other information • *Established*: 1975 *Endorsements*: TESOL standards, NAFSA principles (HE) (P + C)

Housing • *Campus housing*: available year-round *Off-campus housing*: readily available; assistance in locating provided *Room*: \$2,745.00 academic year
Board • board plan \$2,100.00 academic year
Other information • *Established*: 1982 *Member*: AAIEP *Endorsements*: TESOL standards, NAFSA principles (HE) (P + C)

NEW HAMPSHIRE

1317
 NEW HAMPSHIRE COLLEGE

American Language and Culture Center

2500 North River Road
 Manchester NH 03106-1045
Ph 603-668-2211
Fax 603-645-9603
URL <http://www.nhc.edu>

Academic year 1996/97
Intensive English Program

Hrs/wk:	Class	Lab
LI:	20-22	3
I:	20-22	3
A:	20-22	3

IEP note • Additional language lab optional
English for Specific Purposes • Business 30 hrs/wk, Marketing 30 hrs/wk, Travel 30 hrs/wk, Test Preparation, Other: Test Preparation during summer and winter intersessions 64 hrs/wk
Terms • 15 weeks beginning September, January; 12 weeks beginning May; 8 weeks beginning October, March, June
Longest break(s) • not applicable
Average class size • 12
Program size • 72 average term
Distribution • Americas 40%; Asia/Oceania 55%; Europe, Eastern 1%; Europe, Western 1%; Middle East/North Africa 3%

Faculty • *Teachers*: 10 full-time, 2 part-time *Full-time teaching load*: 20 hours/week *Advanced degree ESL fields*: 10 full-time, 2 part-time *Administrators*: 1 full-time
Eligibility • all applicants
Issues • I-20. I-20 includes academic admission conditional on English language proficiency
Academic credit • not offered *May take academic courses*: with adequate English language proficiency (TOEFL 470)
Tests • Institutional TOEFL, locally developed tests
Services • academic counseling, academic placement, field trips, personal/cultural counseling, recreational activities
Costs • tuition \$3,150.00 15-weeks; activities fee \$65.00; health insurance \$60.00 month; activities fee in fall only
Housing • *Campus housing*: available year-round *Off-campus housing*: difficult to find, expensive; assistance in locating provided *Room and board*: \$2,365.00 15-weeks
Board • board plan included in housing
Other information • *Established*: 1982 (HE)

NEVADA

1316
 UNIVERSITY OF NEVADA, RENO

Intensive English Language Program

127 Mackay Science Building
 Reno NV 89557-0125
Ph 702-784-6075
Fax 702-784-4015
E-mail ielc@scs.unr.edu

Academic year 1996/97
Intensive English Program

Hrs/wk:	Class
B:	20
LI:	20
I:	20
A:	20

IEP note • Language lab optional
English for Specific Purposes • Test Preparation: TOEFL
Terms • 16 weeks beginning August, January; 8 weeks beginning October, March; 5 weeks beginning June, July
Longest break(s) • 4 weeks beginning December
Average class size • 15
Program size • 100 average term
Distribution • Americas 4%; Asia/Oceania 81%; Europe, Eastern 6%; Europe, Western 3%; Middle East/North Africa 6%
Faculty • *Teachers*: 9 full-time, 2 part-time *Full-time teaching load*: 20 hours/week *Advanced degree ESL fields*: 3 full-time, 2 part-time *Administrators*: 1 full-time
Eligibility • foreign nationals
Issues • I-20, IAP-66. I-20 includes academic admission conditional on meeting admissions requirements
Academic credit • not offered *May take academic courses*: at Advanced level
Tests • International, Institutional TOEFL
Services • academic counseling, academic placement, airport meeting, campus orientation, personal/cultural counseling, recreational activities
Costs • tuition \$2,400.00 18-weeks; application fee \$25.00; health insurance \$219.00; health center \$57.00; international student fee \$75.00

NEW JERSEY

1318 AMERICAN LANGUAGE ACADEMY, LAWRENCEVILLE

Intensive English Program

c/o Rider University
2083 Lawrenceville Road
Lawrenceville NJ 08648
Ph 609-896-1800
Fax 301-309-0202
E-mail alanj@mcimail.com

Academic year 1996/97

Intensive English Program

Hrs/wk:	Class	Lab
B:	25	3
LI:	25	3
I:	25	3
A:	25	

IEP note • CAI available

English for Specific Purposes • Test Preparation: TOEFL 2-4 hrs/wk

Terms • 10 weeks beginning March, June; 9 weeks beginning August, October

Longest break(s) • not applicable

Average class size • 9

Program size • 45 average term

Faculty • Teachers: 3 full-time, 4 part-time *Full-time teaching load*: 20 hours/week *Advanced degree ESL fields*: 3 full-time *Administrators*: 2 full-time

Eligibility • foreign nationals

Issues • I-20, IAP-66

Academic credit • not applicable *May take academic courses*: at Advanced level with approval of instructor, director

Tests • Institutional TOEFL

Services • academic counseling, academic placement, campus orientation, conversation partners, crosscultural activities, field trips, homestay, host family, housing assistance, international student adviser, personal/cultural counseling, recreational activities, visa/tax counseling
Costs • tuition \$2,795.00 term; application fee \$90.00; health insurance \$100.00; student services \$113.00

Housing • *Campus housing*: available year-round *Off-campus housing*: readily available; assistance in locating provided *Room and board*: \$1,993.00 10-weeks

Board • board plan included in housing

Other information • *Established*: 1993 *Member*: AAIEP *Endorsements*: TESOL standards, NAFSA principles

1319 ANGLO CONTINENTAL NEW YORK, WEST LONG BRANCH

Intensive English Program

c/o Monmouth University
West Long Branch NJ 07764
Ph 908-571-7513
Fax 908-571-7512
E-mail english@anglo-cont.win-uk.net

Academic year 1995/96

Intensive English Program

Hrs/wk:	Class
B:	15-23
LI:	15-23
I:	15-23
A:	15-23

184

English for Specific Purposes • Aviation 4-23 hrs/wk, Business 4-23 hrs/wk, Communications 4-23 hrs/wk, Education 4-23 hrs/wk, Engineering 4-23 hrs/wk, Hotel Administration 4-23 hrs/wk, International Relations 4-23 hrs/wk, Law 4-23 hrs/wk, Marketing 4-23 hrs/wk, Medicine 4-23 hrs/wk, Public Relations 4-23 hrs/wk, Science 4-23 hrs/wk, Travel 4-23 hrs/wk

Terms • Mondays year-round; 2 weeks minimum enrollment

Longest break(s) • not applicable

Average class size • 7

Program size • 80 average term

Faculty • Teachers: 9 full-time *Full-time teaching load*: 15 hours/week *Advanced degree ESL fields*: 7 full-time *Administrators*: 4 full-time

Eligibility • all applicants

Issues • I-20

Academic credit • not applicable *May take academic courses*: with program director's approval at Monmouth University

Tests • Institutional TOEFL, Michigan tests

Services • academic counseling, academic placement, field trips, personal/cultural counseling, recreational activities

Costs • tuition \$295.00 - \$430.00 1-week; application fee \$100.00; health insurance \$15.00; activities fee \$3.00-\$42.00

Housing • *Campus housing*: available summer only *Off-campus housing*: readily available, moderately priced; assistance in locating provided *Room and board*: \$95.00-\$140.00 1-week

Board • board plan included in housing

Other information • *Established*: 1990

1320 CENTENARY COLLEGE

Intensive Summer English Program

400 Jefferson Street
Hackettstown NJ 07840
Ph 800-236-8679, 908-852-1400
Fax 908-850-9508

Academic year 1995/96

Intensive English Program

Hrs/wk:	Class	Lab
LI:	20	5
I:	20	5

IEP note • 5 hours additional activities

English for Specific Purposes • Business 10 hrs/wk

Terms • 6 weeks beginning May, July

Longest break(s) • not applicable

Average class size • 10

Program size • 20 average term

Distribution • Africa 5%; Americas 15%; Asia/Oceania 75%; Middle East/North Africa 5%

Faculty • Teachers: 2 full-time, 2 part-time *Full-time teaching load*: 30 hours/week *Advanced degree ESL fields*: 1 full-time *Administrators*: 2 full-time, 1 part-time

Eligibility • international students with academic admission to US college/university

Issues • I-20. I-20 includes academic admission conditional on English language proficiency

Academic credit • undergraduate degree credits for ESL replacing electives *May take academic courses*

Tests • locally developed tests

Services • academic counseling, field trips, homestay, host family, personal/cultural counseling, recreational activities

Costs • tuition \$225.00 credit; application fee \$25.00; activities fee \$500.00; health insurance \$40.00

Financial aid • work-study

Housing • *Campus housing*: available year-round *Off-campus housing*: readily available; assistance in locating provided *Room and board*: \$1,185.00 6-weeks

Board • board plan included in housing
Other information • *Established:* 1990 *Endorsements:* TESOL standards, NAFSA principles (HE) (P + C)

1321
MIDDLESEX COUNTY COLLEGE

Intensive English Program

JLC 237
 155 Mill Road
 Edison NJ 08818
Ph 908-906-2597

Academic year 1996/97

Intensive English Program

Hrs/wk:	Class	Lab
B:	17	1
LI:	17	1
I:	17	1
A:	17	

IEP note • Tutorial available
Terms • 15 weeks beginning September, January; 8 weeks beginning May
Longest break(s) • 5 weeks beginning December, May
Average class size • 25
Program size • 650 average term
Distribution • Americas 25%; Asia/Oceania 25%; Europe, Eastern 10%; Europe, Western 10%; Middle East/North Africa 10%; Other/Unknown 20%
Faculty • *Teachers:* 9 full-time, 25 part-time *Full-time teaching load:* 15 hours/week *Advanced degree ESL fields:* 9 full-time, 25 part-time *Administrators:* 1 full-time
Eligibility • all applicants
Issues • I-20. I-20 includes academic admission
Academic credit • not offered *May take academic courses:* at Advanced level
Tests • locally developed tests
Services • academic counseling, academic placement, field trips, personal/cultural counseling, recreational activities
Costs • tuition \$2,040.00 15-weeks; application fee \$25.00; activities fee \$25.00
Financial aid • available for permanent residents
Housing • *Campus housing:* no campus housing
Off-campus housing: readily available, moderately priced
Board • no board plan
Other information • *Established:* 1990 *Endorsements:* TESOL standards, NAFSA principles (HE) (P + C)

1322
RUTGERS UNIVERSITY, NEWARK

Program in American Language Studies (PALS)

232 Smith Hall
 101 Warren Street
 Newark NJ 07102
Ph 201-648-5013
Fax 201-648-1438
E-mail mmoya@andromeda.rutgers.edu

Academic year 1996/97

Intensive English Program

Hrs/wk:	Class	Lab
B:	18	2
LI:	18	2
I:	18	2
A:	18	2

English for Specific Purposes • Business 3 hrs/wk,

Graduate Study 6 hrs/wk, Teaching Assistants, Other: 2-week training for Teaching Assistants
Terms • 7 weeks beginning September, October, January, March, June
Longest break(s) • 4 weeks beginning December
Average class size • 10
Program size • 110 average term
Distribution • Africa 5%; Americas 15%; Asia/Oceania 45%; Europe, Eastern 10%; Middle East/North Africa 25%
Faculty • *Teachers:* 12 part-time *Advanced degree ESL fields:* 12 part-time *Administrators:* 1 full-time
Eligibility • foreign nationals
Issues • I-20
Academic credit • not offered *May take academic courses:* if academically admissible
Tests • CELT
Services • academic counseling, academic placement, field trips, personal/cultural counseling, recreational activities
Costs • tuition \$850.00 7-weeks; application fee \$37.00; health insurance \$189.00
Housing • *Campus housing:* limited *Off-campus housing:* readily available, moderately priced
Board • board plan
Other information • *Established:* 1985 *Member:* UCIEP *Endorsements:* TESOL standards (HE) (P + C)

NEW MEXICO

1323
NEW MEXICO STATE UNIVERSITY

International Intensive English Program

Center for International Programs
 Box 3567
 Las Cruces NM 88003-0001
Ph 505-646-3199, 505-646-4428
Fax 505-646-1517
E-mail surtaza@nmsu.edu

Academic year 1996/97

Intensive English Program

Hrs/wk:	Class	Lab
B:	30	5
LI:	20	5
I:	20	5
A:	10-20	

English for Specific Purposes • Graduate Study 6 hrs/wk, Teaching Assistants 4 hrs/wk
Terms • 16 weeks beginning August, January; 6 weeks beginning July
Longest break(s) • 3 weeks beginning December
Average class size • 12
Program size • 25 average term
Distribution • Americas 80%; Asia/Oceania 20%
Faculty • *Teachers:* 1 full-time, 1 part-time *Full-time teaching load:* 15 hours/week *Advanced degree ESL fields:* 1 full-time *Administrators:* 1 full-time, 1 part-time
Eligibility • international students with academic admission to host institution; non-degree students also admitted space permitting
Issues • I-20. I-20 includes academic admission conditional on English language proficiency
Academic credit • not offered *May take academic courses:* with adequate English language proficiency and program director's approval
Tests • not applicable
Services • academic counseling, personal/cultural counseling, recreational activities, community orientation, access to all university facilities and events

Costs • tuition \$3,483.00 16-weeks; application fee \$35.00; lab fee \$150.00; activities fee and health insurance included in tuition

Financial aid • available to US residents only

Housing • *Campus housing*: available year-round
Off-campus housing: readily available; assistance in locating provided **Room**: \$825.00 16-weeks

Board • board plan \$581.00 16-weeks

Other information • *Established*: 1972 *Endorsements*: TESOL standards, NAFSA principles (HE) (P + C)

1324

UNIVERSITY OF NEW MEXICO

Center for English Language and American Culture

2111 Mesa Vista Hall
Albuquerque NM 87131-1056
Ph 505-277-4032, 505-277-7539
Fax 505-277-1867

Academic year 1996/97

Intensive English Program

Hrs/wk:	Class
LI:	20
I:	20
A:	20

IEP note • LI, I, A: 5-10 hours language lab, individual tutoring and conversation partner optional

Terms • 16 weeks beginning August, January; 8 weeks beginning June

Longest break(s) • not applicable

Average class size • 10

Program size • 35 average term

Distribution • Americas 25%; Asia/Oceania 50%; Europe, Eastern 5%; Europe, Western 5%; Middle East/North Africa 10%; Other/Unknown 5%

Faculty • *Teachers*: 4 full-time, 1 part-time *Full-time teaching load*: 15 hours/week *Advanced degree ESL fields*: 4 full-time, 1 part-time *Administrators*: 1 full-time, 2 part-time

Eligibility • international students with secondary school certificate and 2.5 GPA, planning US study

Issues • I-20

Academic credit • not offered *May take academic courses*: with program director's approval; tested progress and class evaluation after first semester

Tests • Michigan tests

Services • academic counseling, academic placement, campus orientation, conversation partners, crosscultural activities, field trips, host family, international student adviser, personal/cultural counseling, recreational activities, visa/tax counseling

Costs • tuition \$2,800.00 16-weeks, \$1,800.00 8-weeks summer session; application fee \$100.00 applicable to tuition; activities fee and health insurance included in tuition

Housing • *Campus housing*: available year-round
Off-campus housing: readily available, moderately priced

Room and board: \$1,516.00-\$2,388.00 16-weeks

Board • board plan included in housing

Other information • *Established*: 1979 *Endorsements*: TESOL standards, NAFSA principles (HE) (P + C)

NEW YORK

1325

ASPECT INTERNATIONAL LANGUAGE SCHOOL, BROOKVILLE

Intensive ESL Program

c/o Long Island Univ, C W Post Campus
Life Science Building, Room 148
Brookville NY 11548

Ph 415-243-8190

Fax 415-243-8193

E-mail learn@aspectworld.com

Application contact: Aspect International Language Schools, 26 Third Street, San Francisco CA 94103

Academic year 1995/96

Intensive English Program

Hrs/wk:	Class	Lab
B:	18	2
LI:	18	2
I:	18	2
A:	18	2

English for Specific Purposes • Business 20 hrs/wk, Test Preparation: TOEFL, TOEIC 20 hrs/wk

Terms • 2 weeks year-round

Longest break(s) • not applicable

Average class size • 13

Program size • 120 average term

Faculty • *Teachers*: 3 full-time, 5 part-time *Full-time teaching load*: 20 hours/week *Advanced degree ESL fields*: 3 full-time, 4 part-time *Administrators*: 3 full-time, 2 part-time

Eligibility • foreign nationals

Issues • I-20

Academic credit • not applicable *May audit academic courses*: at Advanced level

Tests • Institutional TOEFL, Michigan tests, TOEIC

Services • academic counseling, academic placement, field trips, host family, personal/cultural counseling, recreational activities

Costs • tuition \$467.00 1-week for 24 lessons, \$472.00 1-week for 30 lessons (includes book & materials); application fee \$95.00; cancellation insurance \$50.00; health insurance \$12.00 week; airport transfer \$70.00

Housing • *Campus housing*: available year-round

Off-campus housing: difficult to find, expensive; assistance in locating provided **Room and board**: host family room and board included in tuition, additional \$25.00 per week for campus housing

Board • room and board included in tuition

Other information • *Established*: 1990 *Member*: AAIEP *Endorsements*: NAFSA principles

1326

CENTER FOR ENGLISH STUDIES AT THE COLLEGE OF INSURANCE, NEW YORK

Intensive English Program

101 Murray Street
New York NY 10007

Ph 212-732-8332

Fax 212-233-3551

E-mail coi_newyork@cescorp.com

URL http://www.cescorp.com

Academic year 1996/97

Intensive English Program

Hrs/wk:	Class
B:	18-25
LI:	18-25
I:	18-25
A:	18-25

English for Specific Purposes • Business 15-30 hrs/wk,

Test Preparation: TOEFL, TOEIC 20 hrs/wk

Terms • 2 weeks or longer year-round

Average class size • 10

Program size • 200 average term

Faculty • *Teachers:* 15 full-time, 10 part-time *Full-time teaching load:* 25 hours/week *Advanced degree ESL fields:* 15 full-time, 10 part-time *Administrators:* 2 full-time, 1 part-time

Eligibility • all applicants

Issues • I-20

Academic credit • no information provided

Tests • Institutional TOEFL, TOEIC

Services • academic counseling, academic placement, airport meeting, campus orientation, crosscultural activities, field trips, homestay, host family, housing assistance, international student adviser, personal/cultural counseling, recreational activities, visa/tax counseling

Costs • tuition \$400.00 - \$1,400.00 2-weeks depending upon program; application fee \$100.00; airport transfer \$100.00; health insurance \$50.00 month; F-1 student visa mailing fee \$60.00

Housing • *Campus housing:* available year-round

Off-campus housing: readily available, moderately priced; assistance in locating provided

Board • board plan

Other information • *Established:* 1980 *Member:* AAIEP

Endorsements: NAFSA principles

Costs • tuition \$1,650.00 - \$2,475.00 1-week, \$3,150.00 - \$4,725.00 2-weeks, \$4,650.00 - \$6,975.00 3-weeks, \$1,500.00 - \$2,250.00 each additional week; application fee \$100.00

Housing • *Campus housing:* available year-round *Off-campus housing:* readily available, moderately priced; assistance in locating provided *Room and board:* \$795.00 - \$850.00 2-weeks; \$250.00 housing deposit

Board • board plan included in housing; other plans available

Other information • *Established:* no information provided *Member:* AAIEP *Endorsements:* NAFSA principles

1328

CENTER FOR ENGLISH STUDIES, NEW YORK

Intensive English Program

330 Seventh Avenue

7th Floor

New York NY 10001

Ph 212-629-7300

Fax 212-736-7950

E-mail ces_newyork@cescorp.com

URL http://www.cescorp.com

Academic year 1996/97

Intensive English Program

Hrs/wk:	Class
----------------	--------------

B: 18-25

LI: 18-25

I: 18-25

A: 18-25

IEP note • Language lab optional

English for Specific Purposes • Business 15-30 hrs/wk, Test Preparation: TOEFL, TOEIC 20 hrs/wk, Other: Teacher Training 20 hrs/wk

Terms • 2 weeks or longer year-round

Longest break(s) • not applicable

Average class size • 10

Program size • 400 average term

Faculty • *Teachers:* 28 full-time, 20 part-time *Full-time teaching load:* 25 hours/week *Advanced degree ESL fields:* 28 full-time, 15 part-time *Administrators:* 6 full-time

Eligibility • all applicants

Issues • I-20

Academic credit • not applicable

Tests • Institutional TOEFL, TOEIC

Services • academic counseling, academic placement, airport meeting, campus orientation, crosscultural activities, field trips, homestay, host family, housing assistance, international student adviser, personal/cultural counseling, recreational activities, visa/tax counseling

Costs • tuition \$400.00 - \$1,400.00 2-weeks depending upon program; application fee \$100.00; airport transfer \$100.00; health insurance \$50.00 month; F-1 student visa mailing fee \$60.00

Housing • *Campus housing:* available year-round

Off-campus housing: readily available, moderately priced; assistance in locating provided *Room and board:* \$795.00 - \$850.00 2-weeks; \$250.00 housing deposit

Board • board plan included in housing; other plans available

Other information • *Established:* 1980 *Member:* AAIEP

Endorsements: NAFSA principles

1327

CENTER FOR ENGLISH STUDIES, NEW YORK

Individual and Group Executive and Professional Programs

330 Seventh Avenue

7th Floor

New York NY 10001

Ph 212-629-7300

Fax 212-736-7950

E-mail 102367.3046@compuserve.com

Academic year 1996/97

Intensive English Program

English for Specific Purposes • Business, Test Preparation: TOEIC *Minimum English language proficiency required:* Intermediate to Advanced levels *Hrs/wk:* 22-34 hours class *Short-term program develops English language communication skills of business personnel.*

Terms • 1 week or longer year-round

Longest break(s) • not applicable

Average class size • 6

Program size • 50 average term

Faculty • *Teachers:* 5 full-time, 10 part-time *Full-time teaching load:* 25 hours/week *Advanced degree ESL fields:* 5 full-time, 10 part-time *Administrators:* 6 full-time

Eligibility • all applicants

Issues • I-20

Academic credit • not applicable

Tests • Institutional TOEFL, TOEIC

Services • academic counseling, academic placement, airport meeting, campus orientation, crosscultural activities, field trips, homestay, host family, housing assistance, international student adviser, personal/cultural counseling, recreational activities, visa/tax counseling, weekly lunches with instructor

1329

CITY UNIVERSITY OF NEW YORK, BARUCH COLLEGE

English Language Program

Division of Continuing Studies
17 Lexington Avenue, Box A-0920
New York NY 10010
Ph 212-802-5603, 212-802-5600
Fax 212-802-5626
E-mail cerbb@cunyvm.cuny.edu
URL <http://150.210.39.44>

Academic year 1995/96

Intensive English Program

Hrs/wk:	Class
B:	18
LI:	18
I:	18
A:	18

IEP note • Independent language lab optional
English for Specific Purposes • Graduate Study 6 hrs/wk, Test Preparation: unspecified test 6 hrs/wk
Terms • 9 weeks beginning March; 8 weeks beginning October, January; 7 weeks beginning June, August
Longest break(s) • not applicable
Average class size • 15
Program size • 250 average term
Faculty • Teachers: 40 part-time *Advanced degree ESL fields:* 15 part-time *Administrators:* 2 full-time, 2 part-time
Eligibility • all applicants
Issues • I-20

Academic credit • not offered *May take academic courses:* if academically admissible
Tests • locally developed tests
Services • academic counseling, conversation partners, field trips, international student adviser, personal/cultural counseling, recreational activities, visa/tax counseling
Costs • tuition \$850.00 7-weeks; application fee \$200.00 applicable to tuition; placement test fee \$25.00
Housing • *Campus housing:* no campus housing
Off-campus housing: difficult to find
Board • no board plan
Other information • *Established:* 1989 *Endorsements:* NAFA principles (HE) (P + C)

1330

CITY UNIVERSITY OF NEW YORK, HUNTER COLLEGE

International English Language Institute

695 Park Avenue
East Building, 10th Floor
New York NY 10021
Ph 212-772-4290
Fax 212-772-5722
URL <http://www.Hunter.cuny.edu/ieli>

Academic year 1996/97

Intensive English Program

Hrs/wk:	Class
B:	18
LI:	18
I:	18
A:	18

IEP note • A: 1-1/2 hours CAI; B, LI, I, A: 2 hours workshop optional
English for Specific Purposes • Business 4-5 hrs/wk, Test Preparation: TOEFL, CUNY Assessment 9-18 hrs/
Terms • 8 weeks beginning September, October, January, March, June

Longest break(s) • not applicable
Average class size • 20
Program size • 800 average term
Distribution • Africa 2%; Americas 25%; Asia/Oceania 40%; Europe, Eastern 10%; Europe, Western 8%; Middle East/North Africa 5%; Other/Unknown 10%
Faculty • Teachers: 25 full-time, 25 part-time *Full-time teaching load:* 12 hours/week *Advanced degree ESL fields:* 22 full-time, 25 part-time *Administrators:* 3 full-time, 1 part-time
Eligibility • foreign nationals
Issues • I-20
Academic credit • not offered *May take academic courses:* at Advanced level
Tests • locally developed tests, TOEIC
Services • academic counseling, field trips, personal/cultural counseling, recreational activities
Costs • tuition \$1,130.00 8-weeks; application fee \$25.00; activities fee \$10.00
Housing • *Campus housing:* no campus housing
Off-campus housing: difficult to find, expensive
Board • no board plan
Other information • *Established:* 1950 (HE)

1331

CITY UNIVERSITY OF NEW YORK, LA GUARDIA COMMUNITY COLLEGE

Day Intensive Program

English Language Center
31-10 Thomson Avenue, Room C352
Long Island City NY 11101
Ph 718-482-5360
Fax 718-482-5127

Academic year 1996/97

Intensive English Program

Hrs/wk:	Class
B:	18-20
LI:	18-20
I:	18-20
A:	18-20

IEP note • Independent self-access language lab
English for Specific Purposes • Test Preparation: TOEFL 5 hrs/wk
Terms • 11 weeks beginning September, April; 10 weeks beginning September, April; 8 weeks beginning January; 6 weeks beginning July
Longest break(s) • not applicable
Average class size • 21
Program size • 600 average term
Distribution • Africa 2%; Americas 40%; Asia/Oceania 25%; Europe, Eastern 5%; Europe, Western 5%; Middle East/North Africa 5%; Other/Unknown 18%
Faculty • Teachers: 60 part-time *Full-time teaching load:* 12 hours/week *Advanced degree ESL fields:* 60 part-time *Administrators:* 4 full-time
Eligibility • foreign nationals
Issues • I-20
Academic credit • not offered
Tests • SLEP
Services • academic counseling, field trips, personal/cultural counseling, recreational activities, visa/tax counseling
Costs • tuition \$750.00 - \$950.00 8-11 weeks; application fee \$25.00 applicable to tuition
Housing • *Campus housing:* no campus housing
Off-campus housing: expensive
Board • no board plan
Other information • *Established:* 1971 *Endorsements:* TESOL standards, NAFA principles (HE) (P + C)



TM

accent ON LANGUAGE

- Small Group Instruction
- Conversation Skills

- American English (I-20)
- TOEFL Preparation

SINCE 1974

The Fun & Effective Way to Learn English in New York City

BEST COPY AVAILABLE

(212) 355-5170

189

160 East 56th Street, New York, NY 10022 Fax: (212) 355-5176

THE ENGLISH LANGUAGE INSTITUTE @ THE UNIVERSITY AT BUFFALO

CELEBRATING TWENTY-FIVE YEARS AS A LEADER IN ENGLISH LANGUAGE TRAINING

STATE UNIVERSITY OF NEW YORK

- Six and Twelve-week summer intensive programs
- Fall and Spring semester programs
- Highly qualified faculty; cutting edge computer and video technology
Cultural and Preacademic Orientation
- Conversation Tutoring with American students
- Visits to local points of interest including Niagara Falls and Toronto
- TOEFL Preparation and Accent Reduction classes
- Access to all the facilities of a large public university

ENGLISH LANGUAGE INSTITUTE
320 CHRISTOPHER BALDY HALL
BOX 601000
UNIVERSITY AT BUFFALO
STATE UNIVERSITY OF NEW YORK
BUFFALO, NY 14260-1000
USA


TELEPHONE: (716) 645-2077

FACSIMILE: (716) 645-6198

EMAIL: ELIBUFFALO@ACSU.BUFFALO.EDU

WEB SITE: [HTTP://WINGS.BUFFALO.EDU/GSE/ELI](http://wings.buffalo.edu/gse/eli)

A TRADITION OF EXCELLENCE//A COMMITMENT TO THE FUTURE



InterNexus



A Global Education Network

UNITING THE WORLD THROUGH ENGLISH


USA



UK



1. ELSC — Salt Lake City, Utah (near Westminster College)
2. ELSC — Monmouth, Oregon (host Western Oregon State College)
3. ELSC — Cedar City, Utah (Southern Utah University)
4. ELSC — Rockford, Illinois (Rockford College)
5. ELSC — Indianapolis, Indiana (University of Indianapolis)
6. ELSC — Albany, New York (The College of Saint Rose)
7. ELSC — Tifton, Georgia (Abraham Baldwin College)
8. ICLS — New York City (Berkely College)
9. ICLS — London (Regent's College)
10. YLSC — Florida (NBSTA)



College Prep Courses

English Plus® Ski, Snowboarding,
Tennis, Golf, and More

Super Summer
Super Winter
Business English
Teens Programs



English Language Study Center (ELSC)
300 North Stadium Drive
Monmouth, Oregon 97361 U.S.A.
Tel: (503) 838-0157
Fax: (503) 838-5204



International Students...



TOEFL

let Kaplan help you Access America!

**TOEFL • USMLE • CGFNS
NCLEX • NDB • GMAT • GRE
LSAT • MCAT • SAT**

If you're
taking any of
these exams,
Access America
can help you.

Access America English Language Programs Offer:

- Over 80 locations across the USA
- "Welcome to America" Orientation
- Live Classroom Instruction for the TOEFL Exam
- Multiple Media Learning Library
- University tours and counseling

Classes are starting soon!

For more information:

Phone: 01-212-262-4980
Fax: 01-212-957-1654
Write: Kaplan International USA,
Admissions Dept.
888 Seventh Avenue
New York, New York, 10106, USA
Internet: world@kaplan.com
World Wide Web: <http://www.kaplan.com/intl>




KAPLAN

This school is authorized under federal law to enroll non-immigrant alien students.

BEST COPY AVAILABLE

Learn English In NEW YORK CITY

Intensive Standard Program Wall Street Center for Executive Training



- Central Manhattan Location
- Intensive Daily Small Classes and Private Tutorials
- Large Faculty of Native-speaking Teachers
- Register Anytime and Start Classes Any Monday
- Nonimmigrant Alien Students/Form I-20
- Homestay and Residence Accommodations
- Special Classes for Business, Media and Culture
- Preparation Classes for TOEFL
- TOEIC Test Center
- Internship Program for Professionals and Executives

BEST COPY AVAILABLE

INTERNATIONAL ASSOCIATION OF
LANGUAGE CENTRES



ERIC
Full Text Provided by ERIC

216 East 45th Street
New York, NY 10017 USA
Telephone: (212) 867-8700
Fax: (212) 867-7666
<http://www.rennert.com>

RENNERT
BILINGUAL

IIE Books

**provides the most
complete information
on international study**

Use this form to order all IIE publications. Make checks payable to IIE BOOKS. Add \$4 per book for U.S. shipping and handling. Overseas add \$16 for the first book plus \$8 per each additional book. Allow 3-6 weeks for delivery. For overnight priority handling, add \$10/book. Check boxes next to titles you wish to order.

To Order IIE Books

Name _____

Title/Institution _____

Address _____

City _____

State _____ Zip _____

Telephone _____

Check (made payable to IIE Books)

Visa Mastercard

Credit card information:

Number _____

Expiration date _____

Name _____

Signature _____

For 46 years, IIE Books has been the standard reference resource on study abroad for U.S. students and adult learners. The Institute of International Education is the largest U.S. higher educational exchange agency. IIE, a not-for-profit organization, has over 650 college and university members in the U.S. and other nations.

International Exchange

English Language and Orientation Programs in the United States **\$42.95**

The standard ESL resource, featuring over 1,000 programs and courses offered by accredited US higher educational institutions and language schools.

Resources on Financial Aid

Funding for U.S. Study: A Guide for International Students and Professionals **\$39.95**

Describes hundreds of grants and fellowships offered by governments, foundations, and international organizations.

Statistical Research

Open Doors 1995/96 **\$39.95**

Reports on IIE's annual census of 450,000 international students in the US. Extended analyses of student mobility worldwide putting US and international student flows in global perspective.




Fax Your Order To:

301-953-2838, or

Email: iiebooks@pmds.com

Visit IIE Books on the World Wide Web at:

www.iie.org/svcs/books.htm



IIE BOOKS

Institute of International Education

P.O. Box 371

Annapolis Junction, MD 20701-0371

Tel: 800-445-0443

BEST COPY AVAILABLE

1332
CITY UNIVERSITY OF NEW YORK,
QUEENSBOROUGH COMMUNITY COLLEGE

Port-of-Entry English Language Development Program

222-05 56th Avenue
 Bayside NY 11364
 Ph 718-225-7928
 Fax 718-281-5069

Academic year 1996/97

Intensive English Program

Hrs/wk:	Class	Lab
B:	20	
LI:	20	
I:	20	
A:	20	5

English for Specific Purposes • Test Preparation: TOEFL 20 hrs/wk

Terms • 10 weeks beginning October, February, June

Longest break(s) • not applicable

Average class size • 15

Program size • 50 average term

Distribution • Asia/Oceania 100%

Faculty • *Teachers:* 1 full-time, 5 part-time *Full-time teaching load:* 20 hours/week *Advanced degree ESL fields:* 2 part-time *Administrators:* 1 full-time

Eligibility • foreign nationals

Issues • I-20. I-20 includes academic admission conditional on English language proficiency (TOEFL 475)

Academic credit • not offered

Tests • locally developed tests

Services • academic counseling, field trips, personal/cultural counseling

Costs • tuition \$900.00 10-weeks

Housing • *Campus housing:* no campus housing
Off-campus housing: readily available

Board • no board plan

Other information • *Established:* 1980 (HE)

1333
CLARKSON UNIVERSITY

Clarkson Intensive English Program (CIEP)

Box 5759
 Potsdam NY 13699-5759
 Ph 315-268-3984
 Fax 315-268-3983

E-mail ciep@darius.clarkson.edu

URL <http://www.clarkson.edu/~english>

Academic year 1996/97

Intensive English Program

Hrs/wk:	Class	Conversation Partners
LI:	20-25	2
I:	20-25	2

IEP note • LI, I: 5-10 hours language lab

English for Specific Purposes • Business 1-2 hrs/wk, Engineering 1-2 hrs/wk, Science 1-2 hrs/wk

Terms • 15 weeks beginning September, January; 5 weeks beginning May, July

Longest break(s) • not applicable

Average class size • 10

Program size • 20 average term

Distribution • Americas 10%; Asia/Oceania 80%; Middle East/North Africa 10%

Faculty • *Teachers:* 2 full-time, 1 part-time *Full-time teaching load:* 16 hours/week *Advanced degree ESL fields:* 2 full-time, 1 part-time *Administrators:* 1 full-time, 1 part-time
Eligibility • international students with secondary school certificate, planning US academic study, minimum TOEFL 450

Issues • I-20, IAP-66. I-20 includes academic admission conditional on meeting admissions requirements

Academic credit • not offered *May take academic courses:* with adequate English language proficiency

Tests • Institutional TOEFL

Services • academic counseling, campus orientation, conversation partners, crosscultural activities, field trips, housing assistance, international student adviser, personal/cultural counseling, recreational activities, visa/tax counseling

Costs • tuition \$3,500.00 15-weeks; application fee \$40.00; activities fee \$100.00; health insurance \$250.00; enrollment fee \$100.00

Housing • *Campus housing:* available year-round

Off-campus housing: readily available, moderately priced; assistance in locating provided *Room:* \$1,800.00 15-weeks

Board • board plan \$1,600.00 15-weeks

Other information • *Established:* 1995 *Endorsements:* TESOL standards, NAFA principles (HE) (P + C)

1334
COLUMBIA UNIVERSITY

American Language Program

504 Lewisohn Hall
 New York NY 10027
 Ph 212-854-3584
 Fax 212-932-7651

E-mail alp@columbia.edu

URL <http://www.columbia.edu/cu/ssp/alp/>

Academic year 1996/97

Intensive English Program

Hrs/wk:	Class	Lab
B:	15	5
LI:	15	5
I:	15	5
A:	15	5

English for Specific Purposes • Business 4-20 hrs/wk, Law 20 hrs/wk, Teaching Assistants 4 hrs/wk, Test Preparation: TOEFL 4 hrs/wk

Terms • 12 weeks beginning September, February, May; 8 weeks beginning May, June; 4 weeks beginning January, May, June, July

Longest break(s) • not applicable

Average class size • 17

Program size • 300 average term, 450 summer

Distribution • Africa 1%; Americas 9%; Asia/Oceania 70%; Europe, Eastern 6%; Europe, Western 12%; Middle East/North Africa 2%

Faculty • *Teachers:* 17 full-time, 30 part-time *Full-time teaching load:* 12 hours/week *Advanced degree ESL fields:* 17 full-time, 30 part-time

Eligibility • all applicants

Issues • I-20

Academic credit • not offered *May take academic courses:* with adequate English language proficiency at Advanced level

Tests • Institutional TOEFL

Services • academic counseling, field trips, personal/cultural counseling, recreational activities

Costs • tuition \$1,328.00 4-weeks; application fee \$50.00; activities fee \$10.00; health insurance \$580.00; transcript \$25.00; health insurance only required for 12-week term

Housing • *Campus housing*: available year-round
Off-campus housing: difficult to find, expensive *Room*: \$450.00-\$750.00 4-weeks
Board • board plan \$100.00 1-weeks
Other information • *Established*: 1911 *Member*: UCIEP
Endorsements: TESOL standards, NAFSA principles (HE) (P+C))

1335
CONCORDIA COLLEGE, BRONXVILLE

English Language Center
 171 White Plains Road
 Bronxville NY 10708
Ph 914-395-4605
Fax 914-395-4500

Academic year 1996/97

Intensive English Program

Hrs/wk:	Class
B:	20
LI:	20
I:	20
A:	20

IEP note • Summer program: 25 hours
English for Specific Purposes • Other: Specialized Programs upon Request
Terms • 15 weeks beginning September, January; 6 weeks beginning June; students may enroll for a partial semester, minimum 5 weeks
Longest break(s) • 5 weeks beginning May, July
Average class size • 9
Program size • 40 average term
Distribution • Africa 3%; Americas 15%; Asia/Oceania 42%; Europe, Eastern 12%; Europe, Western 10%; Middle East/North Africa 15%; Other/Unknown 3%
Faculty • *Teachers*: 2 full-time, 6 part-time *Full-time teaching load*: 17 hours/week *Advanced degree ESL fields*: 2 full-time, 5 part-time *Administrators*: 1 full-time, 1 part-time
Eligibility • foreign nationals
Issues • I-20. I-20 includes academic admission conditional on meeting admissions requirements
Academic credit • 6 undergraduate degree credits for ESL per semester for full time ESL students *May take academic courses*: at High Intermediate and Advanced levels with program director's approval
Tests • Institutional TOEFL, Michigan tests
Services • academic counseling, academic placement, field trips, international student adviser, personal/cultural counseling, recreational activities, career counseling, access to all college facilities
Costs • tuition \$4,480.00 15-weeks, \$2,075.00 6-weeks summer; application fee \$50.00
Financial aid • music, athletic and other special scholarships
Housing • *Campus housing*: available year-round
Off-campus housing: difficult to find, expensive *Room and board*: \$2,655.00 15-weeks, \$895.00 6-weeks summer
Board • board plan included in housing
Other information • *Established*: 1983 *Member*: AAIEP
Endorsements: TESOL standards (HE) (P+C)

1336
CORNELL UNIVERSITY

IEP Program

305 Morrill Hall
 Ithaca NY 14853-4701
Ph 607-255-4863
Fax 607-255-7491
E-mail cuiep@cornell.edu
URL http://www.dml.cornell.edu/iep/cuiep.html

Academic year 1996/97

Intensive English Program

Hrs/wk:	Class	Lab	CAI
LI:	20	3	3
I:	20	3	3
A:	20	3	3

English for Specific Purposes • Test Preparation: TOEFL, TOEIC 4 hrs/wk
Terms • 14 weeks beginning August, January; 6 weeks beginning June
Longest break(s) • 7 weeks beginning December, May
Average class size • 15
Program size • 100 average term, 150 summer
Distribution • Africa 2%; Americas 19%; Asia/Oceania 69%; Europe, Eastern 1%; Europe, Western 2%; Middle East/North Africa 7%
Faculty • *Teachers*: 13 full-time, 2 part-time *Full-time teaching load*: 12 hours/week *Advanced degree ESL fields*: 10 full-time, 2 part-time *Administrators*: 1 full-time, 1 part-time
Eligibility • all applicants minimum 17 years of age
Issues • I-20
Academic credit • not offered *May take academic courses*: at Advanced level with program director's approval
Tests • Institutional TOEFL, TOEIC
Services • academic counseling, campus orientation, conversation partners, crosscultural activities, field trips, housing assistance, international student adviser, personal/cultural counseling, recreational activities, visa/tax counseling
Costs • tuition \$3,400.00 14-weeks, \$2,100.00 6-weeks summer; application fee \$30.00; health insurance \$175.00; summer health insurance \$80.00; summer activities \$45.00
Housing • *Campus housing*: available year-round
Off-campus housing: readily available, moderately priced; assistance in locating provided *Room*: \$2,100.00 14-weeks, \$600.00 6-weeks
Board • board plan \$1,200.00 14-weeks, \$690.00 6-weeks
Other information • *Established*: 1976 *Member*: AAIEP
Endorsements: TESOL standards (HE)

1337
EF INTERNATIONAL SCHOOL OF ENGLISH, TARRYTOWN

Intensive English Program

100 Marymount Avenue
 Tarrytown NY 10591-3796
Ph 800-992-1892, 914-332-1072
Fax 914-332-5878

Academic year 1996/97

Intensive English Program

Hrs/wk:	Class	Lab
B:	15-20	3
LI:	15-20	3
I:	15-20	3
A:	15-20	3

English for Specific Purposes • Test Preparation: TOEFL


The American Language Program at Columbia University

Study English in the heart of New York City

- Intensive classes - all levels, from Beginning to High Advanced
- University instructors with graduate degrees in English as a Second Language
- Beautiful American-style campus right in Manhattan
- 12-week Fall and Spring Semesters
- 4, 8, or 12-week Summer Sessions
- 4-week Winter Institute
- 3-week Summer courses in English for Business or Legal purposes
- Study the history, culture and current events of the United States
- Student housing available

For more information:

The American Language Program
Columbia University
504 Lewisohn, New York, NY 10027
Tel: (212) 854-3584 / Fax: (212) 932-7651
E-mail: alp@columbia.edu
Internet: <http://www.columbia.edu/cu/ssp/alp/>



Terms • 38 weeks beginning beginning September (academic year program); 2 weeks year-round (minimum enrollment)
Longest break(s) • not applicable
Average class size • 12
Program size • 120 average term, 246 summer
Faculty • *Teachers*: 12 full-time, 2 part-time *Full-time teaching load*: 25 hours/week *Advanced degree ESL fields*: 8 full-time *Administrators*: 4 full-time, 2 part-time
Eligibility • foreign nationals
Issues • I-20
Academic credit • not applicable
Tests • Institutional TOEFL
Services • academic counseling, academic placement, field trips, homestay, host family, personal/cultural counseling, recreational activities
Costs • Contact sponsor
Housing • *Campus housing*: available *Off-campus housing*: readily available *Room and board*: included in tuition
Board • room and board included in tuition
Other information • *Established*: 1991

1338

ELS LANGUAGE CENTERS, NEW YORK CITY
(RIVERDALE)

Intensive English Program

c/o College of Mount St Vincent
6301 Riverdale Avenue, Seton Hall
Riverdale NY 10471-1093
Ph 718-796-6325
Fax 212-796-7994
E-mail nyr@els.com
URL <http://www.els.com>

Academic year 1995/96

Intensive English Program

Hrs/wk:	Class	Multimedia Lab
B:	25	5
LI:	25	5
I:	25	5
A:	25	5

IEP note • LI, I, A: May take special interest classes in lieu of multimedia lab

English for Specific Purposes • Business 30 hrs/wk, Test Preparation: TOEFL 30 hrs/wk

Terms • 4 weeks year-round

Longest break(s) • not applicable

Average class size • 15

Program size • 70 average term

Faculty • *Teachers*: 10 full-time, 2 part-time *Full-time teaching load*: 30 hours/week *Advanced degree ESL fields*: 3 full-time *Administrators*: 4 full-time

Eligibility • all applicants

Issues • I-20, IAP-66

Academic credit • not applicable *May take academic courses:* at Advanced level

Tests • Institutional TOEFL, TOEIC, Cambridge

Services • academic counseling, academic placement, airport meeting, crosscultural activities, field trips, homestay, housing assistance, personal/cultural counseling, recreational activities, telephone card

Costs • tuition \$1,160.00 4-weeks; application fee \$100.00; health insurance \$35.00

Housing • *Campus housing:* available year-round

Off-campus housing: readily available, moderately priced
Room: \$815.00 4-weeks

Board • board plan included in housing

Other information • *Established:* 1961 *Member:* AAIEP

Endorsements: TESOL standards, NAFSA principles

1339

ELS LANGUAGE CENTERS, NEW YORK CITY (STATEN ISLAND)

Intensive English Program

c/o Wagner College

631 Howard Avenue

Staten Island NY 10301-4495

Ph 718-442-3500

Fax 718-447-2432

E-mail nys@els.com

URL <http://www.els.com>

Academic year 1995/96

Intensive English Program

Hrs/wk:	Class	Multimedia Lab
B:	25	5
LI:	25	5
I:	25	5
A:	25	5

IEP note • LI, I, A: May take special interest classes in lieu of multimedia lab

English for Specific Purposes • Business 30 hrs/wk, Test Preparation: TOEFL 30 hrs/wk

Terms • 4 weeks year-round

Longest break(s) • not applicable

Average class size • 12

Program size • 96 average term

Faculty • *Teachers:* 9 full-time, 5 part-time *Full-time teaching load:* 30 hours/week *Advanced degree ESL fields:* 3 full-time *Administrators:* 4 full-time

Eligibility • all applicants

Issues • I-20, IAP-66

Academic credit • not applicable *May audit academic courses:* at Advanced level

Tests • Institutional TOEFL, TOEIC, Cambridge

Services • academic counseling, academic placement, airport meeting, crosscultural activities, field trips, homestay, housing assistance, personal/cultural counseling, recreational activities, telephone card

Costs • tuition \$1,160.00 4-weeks; application fee \$100.00; health insurance \$35.00

Housing • *Campus housing:* available year-round

Off-campus housing: readily available, moderately priced; assistance in locating provided *Room and board:* \$845.00 4-weeks

Board • board plan included in housing

Other information • *Established:* 1961 *Member:* AAIEP

Endorsements: TESOL standards, NAFSA principles

1340

ENGLISH CONNECTION

Intensive English Program

480 Broadway

PO Box 1054

Saratoga Springs NY 12866

Ph 518-581-1478

Fax 518-581-1479

E-mail engconn@aol.com

Academic year 1996/97

Intensive English Program

Hrs/wk:	Class	Lab
B:	20	5
LI:	20	5
I:	20	5
A:	20	5

English for Specific Purposes • Other: Specialized Programs upon Request 10 hrs/wk

Terms • Continuous enrollment; classes begin every Monday

Longest break(s) • not applicable

Average class size • 6

Program size • 200 average term

Distribution • Africa 10%; Americas 20%; Asia/Oceania 20%; Europe, Western 40%; Middle East/North Africa 10%

Faculty • *Teachers:* 5 full-time, 20 part-time *Full-time teaching load:* 20 hours/week *Advanced degree ESL fields:* 5 full-time, 20 part-time *Administrators:* 3 full-time, 5 part-time

Eligibility • all applicants

Issues • I-20. I-20 includes academic admission conditional on meeting admissions requirements

Academic credit • not applicable

Tests • International, Institutional TOEFL

Services • academic counseling, academic placement, campus orientation, conversation partners, crosscultural activities, field trips, homestay, host family, housing assistance, international student adviser, personal/cultural counseling, recreational activities, visa/tax counseling

Costs • tuition \$1,500.00 - \$2,400.00 4-weeks; application fee \$75.00; health insurance \$45.00

Housing • *Campus housing:* available *Off-campus housing:* readily available, moderately priced; assistance in locating provided *Room and board:* included in tuition

Board • board plan included in tuition

Other information • *Established:* 1990 *Endorsements:* TESOL standards, NAFSA principles

1341

ENGLISH LANGUAGE STUDY CENTER, ALBANY

Intensive English Program

c/o College of Saint Rose

432 Western Avenue

Albany NY 12203

Ph 518-454-2033

Fax 518-454-2034

E-mail mcneelek@rosnet.strose.edu

Academic year 1996/97

Intensive English Program

Hrs/wk:	Class
LI:	23
I:	23
A:	23

English for Specific Purposes • Test Preparation: TOEFL 4 hrs/wk

Terms • 5 weeks beginning August, September, November, January, February, March, April, June, July

Longest break(s) • not applicable

Average class size • 10

Program size • 25 average term

Distribution • Africa 1%; Americas 20%; Asia/Oceania 70%; Europe, Eastern 2%; Europe, Western 2%; Middle East/North Africa 5%

Faculty • *Teachers*: 2 full-time, 2 part-time *Full-time teaching load*: 23 hours/week *Advanced degree ESL fields*: 1 full-time, 1 part-time *Administrators*: 2 full-time, 2 part-time

Eligibility • international students planning US study

Issues • I-20. I-20 includes academic admission conditional on meeting admissions requirements and TOEFL 480

Academic credit • not applicable

Tests • Institutional TOEFL, Michigan tests

Services • academic counseling, academic placement, campus orientation, crosscultural activities, field trips, homestay, host family, housing assistance, international student adviser, personal/cultural counseling, recreational activities, visa/tax counseling

Costs • tuition \$775.00 5-weeks; application fee \$75.00; activities fee \$60.00; health insurance \$37.00 month

Financial aid • tuition waivers

Housing • *Campus housing*: available year-round *Off-campus housing*: readily available, moderately priced; assistance in locating provided *Room and board*: \$875.00 5-weeks

Board • board plan included in housing

Other information • *Established*: 1994 *Member*: AAIEP *Endorsements*: TESOL standards, NAFSA principles

1342

FULTON-MONTGOMERY COMMUNITY COLLEGE

Intensive English Language Program

2805 State Highway 67
Johnstown NY 12095-3790

Ph 518-762-4651

Fax 518-762-4334

E-mail aeckerso@fmcc.suny.edu

URL <http://www.fmcc.suny.edu>

Academic year 1996/97

Intensive English Program

Hrs/wk:	Class
B:	20
LI:	20
I:	20

Terms • 15 weeks beginning September, January; 10 weeks beginning June; 5 weeks beginning July

Longest break(s) • not applicable

Average class size • 12

Program size • 30 average term

Distribution • Americas 5%; Asia/Oceania 80%; Europe, Eastern 5%; Europe, Western 10%

Faculty • *Teachers*: 2 full-time *Full-time teaching load*: 23 hours/week *Advanced degree ESL fields*: 1 full-time *Administrators*: 1 full-time

Eligibility • foreign nationals

Issues • I-20, IAP-66. I-20 includes academic admission conditional on meeting admissions requirements

Academic credit • not offered *May take academic courses*: at Intermediate level (mathematics or physical education)

Tests • Michigan tests

Services • academic counseling, academic placement, field trips, personal/cultural counseling, recreational activities

Costs • tuition \$2,150.00 15-weeks; application fee \$30.00; activities fee \$55.00; health insurance \$200.00

Housing • *Campus housing*: available year-round

Off-campus housing: readily available, moderately priced *Room*: \$275.00 4-weeks

Board • no board plan

Other information • *Established*: 1987 *Endorsements*: TESOL standards, NAFSA principles (HE) (P + C)

1343

KAPLAN EDUCATIONAL CENTER, NEW YORK CITY

Access America

131 West 56th Street

New York NY 10019

Ph 800-522-7770, 212-262-4980, 212-977-8200

Fax 212-957-1654

E-mail world@kaplan.com

URL <http://www.kaplan.com/intl>

Application contact: Kaplan Educational Centers, International Admissions, 888 Seventh Avenue, New York NY 10106

Academic year 1996/97

Intensive English Program

Hrs/wk:	Class	Lab
LI:	15	10
I:	15	10
A:	15	10

English for Specific Purposes • Business 3 hrs/wk, Graduate Study 3 hrs/wk, Law 3 hrs/wk, Medicine 3 hrs/wk, Teaching Assistants 3 hrs/wk, Test Preparation: TOEFL, TOEIC, TWE, TSE 3 hrs/wk, Other: Test preparation also for GMAT, GRE, LSAT, SAT, MCAT, USMLE, others

Terms • 4 weeks beginning each month, four 12-week cycles per year

Longest break(s) • 2 weeks beginning July, 1 week beginning December

Average class size • 10

Program size • 200 average term

Distribution • Americas 26%; Asia/Oceania 54%; Europe, Eastern 10%; Europe, Western 4%; Middle East/North Africa 6%

Faculty • *Teachers*: 10 full-time, 3 part-time *Full-time teaching load*: 15 hours/week *Advanced degree ESL fields*: 10 full-time, 3 part-time *Administrators*: 4 full-time

Eligibility • all applicants with high school diploma

Issues • I-20

Academic credit • not offered *May take academic courses*: with minimum TOEFL of 530 or 550

Tests • Institutional TOEFL, Michigan tests, TOEIC

Services • academic counseling, academic placement, campus orientation, conversation partners, crosscultural activities, field trips, homestay, housing assistance, international student adviser, personal/cultural counseling, recreational activities, visa/tax counseling, test preparation **Costs** • tuition \$2,100.00 12-weeks, includes books and materials; application fee \$200.00; application fee includes activities fee and health insurance

Housing • *Campus housing*: no campus housing

Off-campus housing: no information provided

Board • no board plan

Other information • *Established*: 1989 *Endorsements*: TESOL standards, NAFSA principles

1344

**LANGUAGE INSTITUTE FOR ENGLISH,
GARDEN CITY**

Intensive English Program

c/o Adelphi University
Room 5, Linen Hall
Garden City NY 11530
Ph 516-877-3910
Fax 516-877-3914

Academic year 1996/97

Intensive English Program

Hrs/wk:	Class	Lab
B:	25	5
LI:	25	5
I:	25	5
A:	25	5

English for Specific Purposes • Communications 16-17 hrs/wk

Terms • 4 weeks year-round

Longest break(s) • not applicable

Average class size • 11

Program size • 125 average term

Distribution • Americas 20%; Asia/Oceania 50%; Europe, Eastern 10%; Europe, Western 10%; Middle East/North Africa 10%

Faculty • *Teachers*: 11 full-time *Full-time teaching load*: 30 hours/week *Advanced degree ESL fields*: 5 full-time

Administrators: 2 full-time, 2 part-time

Eligibility • all applicants

Issues • I-20

Academic credit • not applicable *May take academic courses*: at Advanced level

Tests • Institutional TOEFL, Michigan tests

Services • academic counseling, academic placement, field trips, homestay, host family, personal/cultural counseling, recreational activities

Costs • tuition \$2,020.00 4-weeks; application fee \$95.00; health insurance \$40.00

Housing • *Campus housing*: available year-round

Off-campus housing: moderately priced; assistance in locating provided **Room and board**: \$910.00 4-weeks

Board • board plan included in housing

Other information • *Established*: 1982 *Member*: AAIEP

1345

**LANGUAGE INSTITUTE FOR ENGLISH,
NEW YORK**

Berlitz on Campus

c/o Juilliard School
60 Lincoln Center Plaza
New York NY 10023-6591
Ph 201-660-0500
Fax 201-660-0555

Academic year 1996/97

Intensive English Program

Hrs/wk:	Class	Lab
B:	25	5
LI:	25	5
I:	25	5
A:	25	5

English for Specific Purposes • Business 5 hrs/wk, Communications 5 hrs/wk

Terms • 4 weeks beginning May, June, July; 2 weeks beginning July

Longest break(s) • not applicable

Average class size • 10

Program size • 50 average term

Distribution • Americas 20%; Asia/Oceania 40%; Europe, Eastern 30%; Europe, Western 10%

Faculty • *Teachers*: 2 full-time, 6 part-time *Full-time teaching load*: 30 hours/week *Advanced degree ESL fields*: 2 full-time, 4 part-time

Administrators: 2 full-time

Eligibility • all applicants

Issues • I-20, IAP-66

Academic credit • not applicable

Tests • Institutional TOEFL

Services • academic counseling, academic placement, field trips, personal/cultural counseling, recreational activities

Costs • tuition \$2,250.00 4-weeks; application fee \$95.00; activities fee \$110.00; health insurance \$40.00; linen \$50.00

Housing • *Campus housing*: available summer *Off-campus housing*: expensive **Room and board**: included in tuition

Board • board plan included in tuition

Other information • *Established*: 1991

1346

MANHATTANVILLE COLLEGE

English Language Institute

International Programs and Services
2900 Purchase Street
Purchase NY 10577-2400
Ph 914-323-5271
Fax 914-694-5725

Academic year 1996/97

Intensive English Program

Hrs/wk:	Class
B:	25
LI:	25
I:	25
A:	25

English for Specific Purposes • Test Preparation: TOEFL 2 hrs/wk

Terms • 14 weeks beginning September, January; 8 weeks beginning June; 4 weeks beginning May, June; entrance permitted at term mid-point

Longest break(s) • not applicable

Average class size • 8

Program size • 50 average term

Distribution • Americas 11%; Asia/Oceania 73%; Europe, Eastern 8%; Europe, Western 8%

Faculty • *Teachers*: 2 full-time, 8 part-time *Full-time teaching load*: 15 hours/week *Advanced degree ESL fields*: 2 full-time, 8 part-time

Administrators: 1 full-time

Eligibility • all applicants

Issues • I-20. I-20 includes academic admission conditional on meeting admissions requirements

Academic credit • 12 undergraduate degree credits for ESL *May take academic courses*: at Advanced level with TOEFL 500

Tests • Institutional TOEFL, locally developed tests

Services • academic counseling, academic placement, field trips, personal/cultural counseling, recreational activities

Costs • tuition \$3,700.00 14-weeks; application fee \$40.00; activities fee \$150.00; health insurance \$175.00; health center \$154.00; key deposit \$130.00

Housing • *Campus housing*: available year-round

Off-campus housing: readily available, expensive; assistance in locating provided **Room and board**: \$3,584.00 14-weeks

Board • board plan included in housing

Other information • *Established*: 1974 *Member*: UCIEP, AAIEP (HE) (P + C)

200

1347
MARYMOUNT COLLEGE

Center for English Language Studies

Box 1249
100 Marymount Avenue
Tarrytown NY 10591-3796
Ph 914-332-8368, 914-631-3200
Fax 914-631-8586
E-mail lanzano@mmc.marymt.edu
URL http://www.marymt.edu

Academic year 1996/97

Intensive English Program

Hrs/wk:	Class	Lab	Video Lab
I:	20	3	2
A:	20	3	2

English for Specific Purposes • Test Preparation: TOEFL 2-3 hrs/wk

Terms • 15 weeks beginning September, January; 8 weeks beginning April; 4 weeks beginning June, July

Longest break(s) • 6 weeks beginning December

Average class size • 10

Program size • 20 average term

Distribution • Americas 5%; Asia/Oceania 75%; Europe, Western 20%

Faculty • *Teachers*: 6 part-time *Advanced degree ESL fields*: 5 part-time *Administrators*: 1 full-time

Eligibility • all applicants with minimum TOEFL 430

Issues • I-20. I-20 includes academic admission

Academic credit • 6 undergraduate degree credits for ESL replacing foreign language *May take academic courses*: with program director's approval

Tests • Institutional TOEFL

Services • academic counseling, academic placement, conversation partners, field trips, international student adviser, recreational activities, internship counseling

Costs • tuition \$1,356.00 4-weeks; application fee \$30.00; activities fee \$150.00; health insurance \$126.00

Housing • *Campus housing*: available year-round *Off-campus housing*: not available *Room and board*: \$960.00 4-weeks

Board • board plan included in housing

Other information • *Established*: 1990 (HE) (P + C)

1348
MOHAWK VALLEY COMMUNITY COLLEGE

Intensive English Program

1101 Sherman Drive
Utica NY 13502-5394
Ph 315-792-5439
Fax 315-792-5696
E-mail sengel@zeus.mvcc.edu

Academic year 1996/97

Intensive English Program

Hrs/wk:	Class
B:	15
LI:	15
I:	15
A:	15

IEP note • CAI, tutorial available

Terms • 15 weeks beginning August, January; 4 weeks beginning July

Longest break(s) • not applicable

Average class size • 15

Program size • 70 average term

Distribution • Americas 10%; Asia/Oceania 25%; Europe, Eastern 60%; Europe, Western 2%; Middle East/North Africa 3%

Faculty • *Teachers*: 3 full-time, 3 part-time *Full-time teaching load*: 15 hours/week *Advanced degree ESL fields*: 1 part-time

Eligibility • foreign nationals

Issues • I-20. I-20 includes academic admission

Academic credit • undergraduate degree credits for ESL, intermediate level reading and writing *May take academic courses*: with adequate English language proficiency

Tests • locally developed tests, Nelson-Denny Reading Test

Services • personal/cultural counseling, international club, tutorial

Costs • tuition \$2,350.00 15-weeks; application fee \$30.00; activities fee \$50.00; health insurance \$15.00

Financial aid • NY State and Federal aid available

Housing • *Campus housing*: available year-round

Off-campus housing: readily available; assistance in locating provided *Room*: \$1,165.00 15-weeks

Board • board plan \$740.00-\$950.00 15-weeks

Other information • *Established*: 1987 (HE)

1349
NEW SCHOOL FOR SOCIAL RESEARCH

English Language Studies Center

68 Fifth Avenue
New York NY 10011
Ph 212-229-5372
Fax 212-989-1127

Academic year 1996/97

Intensive English Program

Hrs/wk:	Class	Orientation
B:	18	
LI:	18	
I:	18	2
A:	18	2

IEP note • Specialized art component available

English for Specific Purposes • Business 2 hrs/wk

Terms • 12 weeks beginning September, January; 10 weeks beginning June; 5 weeks beginning June, July

Longest break(s) • not applicable

Average class size • 12

Program size • 75 average term

Distribution • Americas 25%; Asia/Oceania 40%; Europe, Eastern 25%; Europe, Western 10%

Faculty • *Teachers*: 15 part-time *Advanced degree ESL fields*: 13 part-time *Administrators*: 2 full-time

Eligibility • all applicants

Issues • I-20. I-20 includes academic admission conditional on meeting admissions requirements

Academic credit • not offered *May take academic courses*: at Intermediate and Advanced levels

Tests • Institutional TOEFL, locally developed tests

Services • academic counseling, academic placement, field trips, housing assistance, personal/cultural counseling, recreational activities

Costs • tuition \$2,720.00 12-weeks; registration \$60.00 semester

Housing • *Campus housing*: available year-round

Off-campus housing: readily available, expensive; assistance in locating provided *Room and board*: \$8,028.00 36-weeks, \$5,378.00 room without board

Board • board plan included in housing

Other information • *Established*: 1987 (HE) (P + C)

1350
NEW YORK UNIVERSITY

Intensive Course in American English and Orientation

American Language Institute
1 Washington Square North, Room 10
New York NY 10003-6635
Ph 212-998-7040
Fax 212-995-4135
E-mail ali@nyu.edu
URL <http://www.nyu.edu/pages/ali/index.html>

Academic year 1995/96

Intensive English Program

Hrs/wk:	Class
B:	22
LI:	22
I:	22

IEP note • Language lab optional
English for Specific Purposes • Business 2 hrs/wk, Education 2 hrs/wk, Graduate Study 2 hrs/wk, Teaching Assistants 2 hrs/wk, Test Preparation: TOEFL 2 hrs/wk
Terms • 14 weeks beginning September, January; 8 weeks beginning June
Longest break(s) • not applicable
Average class size • 15
Program size • 300 average term
Distribution • Africa 5%; Americas 15%; Asia/Oceania 40%; Europe, Eastern 10%; Europe, Western 15%; Middle East/North Africa 10%; Other/Unknown 5%
Faculty • *Teachers*: 12 full-time, 60 part-time *Full-time teaching load*: 14 hours/week *Advanced degree ESL fields*: 12 full-time, 60 part-time *Administrators*: 4 full-time, 2 part-time
Eligibility • all applicants minimum 16 years of age
Issues • I-20, IAP-66
Academic credit • not offered *May take academic courses*: at Advanced level
Tests • locally developed tests
Services • academic counseling, academic placement, field trips, homestay, host family, personal/cultural counseling, recreational activities
Costs • tuition \$3,630.00 14-weeks; application fee \$50.00; health insurance \$266.00; registration \$20.00
Housing • *Campus housing*: available year-round *Off-campus housing*: difficult to find, expensive; assistance in locating provided *Room*: \$3,500.00 15-weeks
Board • board plan \$1,665.00 15-weeks
Other information • *Established*: 1950 *Member*: UCIEP *Endorsements*: TESOL standards, NAFSA principles (HE) (P+C)

1351
PACE UNIVERSITY, NEW YORK

English Language Institute

1 Pace Plaza
New York NY 10038-1502
Ph 212-346-1562
Fax 212-346-1821
E-mail elipace@ny027.wan.pace.edu
URL <http://www.pace.edu>

Academic year 1996/97

Intensive English Program

Hrs/wk:	Class	Electives
LI:	20	5
I:	20	5
A:	20	5

IEP note • Optional language lab

English for Specific Purposes • Graduate Study 8 hrs/wk, Test Preparation: TOEFL 6 hrs/wk, Other: ESL Teacher Training (Methodology) 4 hrs/wk
Terms • 14 weeks beginning September, January; 7 weeks beginning October, March, May, July
Longest break(s) • not applicable
Average class size • 12
Program size • 100 average term
Distribution • Americas 30%; Asia/Oceania 50%; Europe, Eastern 10%; Europe, Western 10%
Faculty • *Teachers*: 10 part-time *Advanced degree ESL fields*: 10 part-time *Administrators*: 3 full-time, 2 part-time
Eligibility • all applicants minimum 17 years of age
Issues • I-20, IAP-66
Academic credit • not offered *May take academic courses*: at Advanced level in mathematics, computer studies, speech or studio art
Tests • Institutional TOEFL, TOEIC
Services • academic counseling, academic placement, field trips, recreational activities, TOEIC test site
Costs • tuition \$2,800.00 14-weeks; activities fee \$160.00; health insurance \$252.00 4-months
Financial aid • available to matriculated students who are US residents
Housing • *Campus housing*: no campus housing *Off-campus housing*: assistance in locating provided *Room*: \$575.00 month for off-campus student residences
Board • no board plan
Other information • *Established*: 1992 *Endorsements*: TESOL standards (HE) (P+C)

1352
PACE UNIVERSITY, WESTCHESTER

English Language Institute

Briarcliff and White Plains Branches
New York NY 10038-1502
Ph 212-346-1562
Fax 212-346-1821
E-mail elipace@ny027.wan.pace.edu
URL <http://www.pace.edu>

Academic year 1996/97

Intensive English Program

Hrs/wk:	Class	Electives
LI:	20	5
I:	20	5
A:	20	5

IEP note • Optional language lab
English for Specific Purposes • Graduate Study 8 hrs/wk, Test Preparation: TOEFL 6 hrs/wk, Other: ESL Teacher Training (Methodology) 4 hrs/wk
Terms • 14 weeks beginning September, January; 7 weeks beginning October, March, May, July
Longest break(s) • not applicable
Average class size • 12
Program size • 50 average term
Distribution • Americas 30%; Asia/Oceania 50%; Europe, Eastern 10%; Europe, Western 10%
Faculty • *Teachers*: 5 part-time *Advanced degree ESL fields*: 5 part-time *Administrators*: 3 full-time, 2 part-time
Eligibility • all applicants minimum 17 years of age
Issues • I-20, IAP-66
Academic credit • not offered *May take academic courses*: at Advanced level in mathematics, computer studies, speech or studio art
Tests • Institutional TOEFL, TOEIC
Services • academic counseling, academic placement, field trips, recreational activities, TOEIC test site
Costs • tuition \$2,800.00 14-weeks; activities fee \$160.00; health insurance \$252.00 4-months

202

Pace University's English Language Institute

New York City • Westchester, NY

- ◆ Year-round intensive English with six entry dates
- ◆ Choice of two safe convenient locations: lower Manhattan or suburban Westchester, NY
- ◆ Conditional admission to Pace degree programs for qualified students
- ◆ Guaranteed housing
- ◆ I-20's issued for full-time study
- ◆ TOEFL preparation
- ◆ Small class size (10-12)
- ◆ Experienced instructors with master's degrees
- ◆ Certified TOEIC test site

For more information call 1-212-346-1927, Ext. ELO,
e-mail elipace@ny027.wan.pace.edu
or browse our Web site at <http://www.pace.edu>

PACE
UNIVERSITY

Financial aid • available to matriculated students who are US residents

Housing • *Campus housing*: available year-round
Off-campus housing: no information provided Room:
\$1,900.00 15-weeks

Board • board plan \$720.00 15-weeks

Other information • *Established*: 1992 *Endorsements*:
TESOL standards (HE) (P + C)◆

1353 RENNERT BILINGUAL

Intensive Standard Program

216 East 45th Street
New York NY 10017

Ph 212-867-8700

Fax 212-867-7666

E-mail study@rennert.com

URL <http://www.rennert.com>

Academic year 1996/97

Intensive English Program

Hrs/wk:	Class
B:	20
LI:	20
I:	20
A:	20

English for Specific Purposes • Business 20 hrs/wk, Test Preparation: TOEFL, TOEIC 20 hrs/wk, Other: Media and Culture 20 hrs/wk

Terms • 2-40 weeks year-round
Longest break(s) • not applicable

Average class size • 7

Program size • 100 average term

Distribution • Americas 14%; Asia/Oceania 25%; Europe, Eastern 1%; Europe, Western 59%; Middle East/North Africa 1%

Faculty • *Teachers*: 15 full-time, 5 part-time *Full-time teaching load*: 20 hours/week *Advanced degree ESL fields*: 12 full-time, 3 part-time *Administrators*: 6 full-time, 2 part-time

Eligibility • all applicants minimum 17 years of age
Issues • I-20

Academic credit • not applicable

Tests • locally developed tests, TOEIC

Services • academic counseling, airport meeting, field trips, homestay, host family, housing assistance, international student adviser, recreational activities, visa/tax counseling

Costs • tuition \$357.00 2-weeks; airport meeting \$100.00

Housing • *Campus housing*: no campus housing

Off-campus housing: readily available, moderately priced; assistance in locating provided

Board • board plan \$15.00-\$45.00 1-weeks

Other information • *Established*: 1973 *Member*: AAIEP
Endorsements: TESOL standards, NAFSA principles ◆

1354

ROCHESTER INSTITUTE OF TECHNOLOGY

English Language Institute

George Eastman Building
28 Lomb Memorial Drive
Rochester NY 14623-5604
Ph 716-475-6684
Fax 716-475-5330
E-mail jdcclc@rit.edu
URL <http://www.rit.edu/RIT/SA/SP/ELI>

Academic year 1996/97

Intensive English Program

Hrs/wk:	Class	Lab
B:	20	5
LI:	20	5
I:	20	5
A:	20	5

IEP note • A: academic course optional as substitute for lab
English for Specific Purposes • Business 4 hrs/wk, Test Preparation: TOEFL 3 hrs/wk

Terms • 11 weeks beginning September, December, March, May; 7 weeks beginning June; 4 weeks beginning May

Longest break(s) • 2 weeks beginning December

Average class size • 8

Program size • 90 average term

Distribution • Americas 10%; Asia/Oceania 54%; Other/Unknown 36%

Faculty • Teachers: 3 full-time, 8 part-time *Full-time teaching load*: 20 hours/week *Advanced degree ESL fields*: 3 full-time, 8 part-time *Administrators*: 2 full-time

Eligibility • foreign nationals

Issues • I-20

Academic credit • not offered *May take academic courses*: with adequate English language proficiency and program director's approval

Tests • Michigan tests, Ilyin

Services • academic counseling, campus orientation, field trips, personal/cultural counseling

Costs • tuition \$2,489.00 11-weeks; application fee \$40.00; activities fee \$60.00; health insurance \$60.00

Housing • *Campus housing*: available year-round

Off-campus housing: readily available *Room*: \$1,137.00 12-weeks; housing dormitories and RIT-owned apartments for older students and families

Board • board plan \$966.00 12-weeks, 20 meals per week; also available 14 meals, 10 meals and an all debit plan

Other information • *Established*: 1979 *Member*: UCIEP, AAIEP *Endorsements*: TESOL standards, NAFSA principles (HE) (P + C)

1355

SAINT JOHN'S UNIVERSITY, JAMAICA

Intensive English Program

Institute of ESL
Jamaica NY 11439
Ph 718-990-6161
Fax 718-990-1868

Academic year 1996/97

Intensive English Program

Hrs/wk:	Class	Lab
LI:	20	
I:	20	
A:	20	

IEP note • Class hours include language lab

Terms • 15 weeks beginning September, January; 6 weeks beginning June

Longest break(s) • 7 weeks beginning May

204

Average class size • 15

Program size • 75 average term

Faculty • Teachers: 2 full-time, 13 part-time *Full-time teaching load*: 15 hours/week *Advanced degree ESL fields*: 2 full-time, 13 part-time *Administrators*: 1 full-time, 2 part-time

Eligibility • all applicants with secondary school certificate

Issues • I-20. I-20 includes academic admission conditional on meeting admissions requirements

Academic credit • no information provided *May take academic courses*: with program director's approval (one 3-credit course)

Tests • locally developed tests

Services • academic counseling, academic placement, campus orientation, conversation partners, crosscultural activities, field trips, housing assistance, international student adviser, personal/cultural counseling, recreational activities, visa/tax counseling

Costs • tuition \$2,220.00 15-weeks, \$1,320.00 6-weeks summer; activities fee \$155.00; language lab \$25.00; summer session activities fee \$20.00

Housing • *Campus housing*: no campus housing

Off-campus housing: readily available, moderately priced

Board • no board plan

Other information • *Established*: 1992 *Endorsements*: TESOL standards, NAFSA principles (HE) (P + C)

1356

STATE UNIVERSITY OF NEW YORK AT ALBANY

Intensive English Language Program

Richardson 291C
135 Western Avenue
Albany NY 12222
Ph 518-442-3870
Fax 518-442-3871

Academic year 1995/96

Intensive English Program

Hrs/wk:	Class	Lab
B:	23	2
LI:	23	2
I:	23	2
A:	23	2

IEP note • B, LI, I, A: Independent study

English for Specific Purposes • Test Preparation: TOEFL 3 hrs/wk

Terms • 16 weeks beginning September, January; 8 weeks beginning May

Longest break(s) • 5 weeks beginning December, July

Average class size • 15

Program size • 55 average term

Distribution • Americas 13%; Asia/Oceania 81%; Europe, Eastern 3%; Europe, Western 3%

Faculty • Teachers: 3 full-time, 4 part-time *Full-time teaching load*: 19 hours/week *Advanced degree ESL fields*: 6 full-time, 2 part-time *Administrators*: 1 full-time, 2 part-time

Eligibility • foreign nationals with secondary school certificate

Issues • I-20

Academic credit • not offered *May take academic courses*: at Advanced level with approval of program director and department


Tests • Michigan tests, locally developed tests

Services • academic counseling, campus orientation, conversation partners, crosscultural activities, field trips, international student adviser, personal/cultural counseling, recreational activities, visa/tax counseling

Costs • tuition \$2,080.00 16-weeks; application fee \$70.00; health insurance \$325.00; transportation \$70.00; 8-week summer course fees are approximately half of 16-week

ENGLISH LANGUAGE INSTITUTE AT ROCHESTER INSTITUTE OF TECHNOLOGY • R.I.T

- ◆ Intensive English programs year around
- ◆ Academic preparation and advising
- ◆ Instructors with master's degrees
- ◆ Small classes with personal attention
- ◆ Advanced students may take university classes for credit
- ◆ Beautiful, safe American campus
- ◆ Trips to Niagara Falls and other interesting places
- ◆ Live in dormitories and apartments on campus
- ◆ Eat in campus cafeterias
- ◆ Attend classes at a college internationally known for printing, photography, computer science, fine & applied arts



**ROCHESTER INSTITUTE OF TECHNOLOGY
ENGLISH LANGUAGE INSTITUTE**
28E Lomb Memorial Drive
Rochester, NY 14623-5604, USA
Tel.: (716) 475-6684 • Fax: (716) 475-5330
E-mail: LXDELC@rit.edu
Web site: <http://www.rit.edu/RIT/SA/SP/ELI>

Housing • *Campus housing*: available year-round
Off-campus housing: readily available; assistance in locating provided
Room: \$1,650.00 16-weeks
Board • board plan \$750.00 16-weeks
Other information • *Established*: 1978 *Endorsements*: TESOL standards, NAFSA principles (HE) (P + C)

1357
STATE UNIVERSITY OF NEW YORK AT
BUFFALO

English Language Institute

320 Baldy Hall
Buffalo NY 14260-1000
Ph 716-645-2077
Fax 716-645-6198
E-mail elibuffalo@acsu.buffalo.edu
URL <http://wings.buffalo.edu/gse/eli>

Academic year 1996/97

Intensive English Program

Hrs/wk:	Class	Lab	CAI
LI:	22	7	1
I:	22	7	1
A:	22	7	1

IEP note • LI, I, A: additional language lab available; cultural orientation optional

English for Specific Purposes • Test Preparation: TOEFL
4-12 hrs/wk

Terms • 15 weeks beginning August, January; 12 weeks beginning May; 6 weeks beginning July

Longest break(s) • not applicable

Average class size • 15

Program size • 100 average term, 200 summer

Distribution • Africa 16%; Americas 16%; Asia/Oceania 65%; Europe, Eastern 1%; Europe, Western 1%; Middle East/North Africa 1%

Faculty • *Teachers*: 3 full-time, 30 part-time *Full-time teaching load*: 20 hours/week *Advanced degree ESL fields*: 3 full-time, 30 part-time *Administrators*: 3 full-time

Eligibility • foreign nationals

Issues • 1-20

Academic credit • not offered *May audit academic courses*: with instructor's approval

Tests • International, Institutional TOEFL; Michigan tests
Services • academic counseling, academic placement, field trips, host family, personal/cultural counseling, recreational activities, wordprocessing training, e-mail training

Costs • tuition \$2,000.00 15-weeks; application fee \$100.00 applicable to tuition; activities fee \$100.00; health insurance \$264.00; health clinic, technology, transport \$210.00

Housing • *Campus housing*: available year-round
Off-campus housing: difficult to find, moderately priced
Room: \$1,518.00 15-weeks

Board • board plan \$1,120.00 15-weeks

Other information • *Established*: 1971 *Member*: UCIEP, AAIEP *Endorsements*: TESOL standards, NAFSA principles (HE) (P + C)

205

1358
STATE UNIVERSITY OF NEW YORK AT STONY BROOK

Intensive English Center

E5320 Melville Library
 Stony Brook NY 11794-3390
Ph 516-632-7031
Fax 516-632-6544
E-mail espentzos@ccmail.sunysb.edu

Academic year 1996/97

Intensive English Program

Hrs/wk:	Class	Lab	Special Subjects
B:	15	3	3
LI:	15	3	3
I:	15	3	3
A:	15	3	3

IEP note • 3-6 hours electives optional
Terms • 15 weeks beginning September, January; 4 weeks beginning July
Longest break(s) • not applicable
Average class size • 10
Program size • 65 average term
Distribution • Africa 2%; Americas 4%; Asia/Oceania 80%; Europe, Western 5%; Middle East/North Africa 4%; Other/Unknown 5%
Faculty • *Teachers:* 6 full-time *Full-time teaching load:* 18 hours/week *Advanced degree ESL fields:* 6 full-time
Administrators: 2 full-time
Eligibility • foreign nationals
Issues • I-20

Academic credit • not offered *May take academic courses:* at Advanced level

Tests • Institutional TOEFL

Services • academic counseling, academic placement, field trips, personal/cultural counseling, recreational activities

Costs • tuition \$2,900.00 15-weeks; application fee \$60.00 applicable to tuition; activities fee \$90.00; health insurance \$256.00; texts \$100.00

Housing • *Campus housing:* available *Off-campus housing:* difficult to find, expensive *Room and board:* \$2,500.00 15-weeks

Board • board plan included in housing

Other information • *Established:* 1988 *Member:* AAIEP *Endorsements:* TESOL standards, NAFSA principles (HE) (P + C)

1359

STATE UNIVERSITY OF NEW YORK, COLLEGE AT NEW PALTZ

Intensive English Program

Haggerty Institute
 Humanities 116
 New Paltz NY 12561-2499
Ph 914-257-3595
Fax 914-257-3608
E-mail yingf@snynewvm.edu

Academic year 1996/97

Intensive English Program

Hrs/wk:	Class	Lab	CAI
B:	15	3	2
LI:	15	3	2
I:	15	3	2
A:	15	3	2

IEP note • 2 hours tutorial

English for Specific Purposes • Other: Specialized Programs upon Request

Terms • 15 weeks beginning August, January; 5 weeks beginning June

Longest break(s) • not applicable

Average class size • 12

Program size • 80 average term

Distribution • Americas 5%; Asia/Oceania 79%; Europe, Western 13%; Middle East/North Africa 3%

Faculty • *Teachers:* 6 full-time, 5 part-time *Full-time teaching load:* 15 hours/week *Advanced degree ESL fields:* 6 full-time, 5 part-time *Administrators:* 1 full-time

Eligibility • foreign nationals

Issues • I-20, IAP-66. I-20 includes academic admission conditional on English language proficiency

Academic credit • 6 undergraduate degree credits for ESL at Advanced level *May take academic courses:* at Advanced levels

Tests • International, Institutional TOEFL; locally developed tests

Services • academic counseling, academic placement, field trips, personal/cultural counseling, recreational activities, tutorial, mentor

Costs • tuition \$2,800.00 15-weeks; application fee \$50.00; health insurance and activities fee \$440.00

Housing • *Campus housing:* available year-round

Off-campus housing: readily available, expensive; assistance in locating provided *Room:* \$1,460.00 15-weeks

Board • board plan \$1,000.00 15-weeks

Other information • *Established:* 1981 *Member:* UCIEP, AAIEP *Endorsements:* TESOL standards, NAFSA principles (HE) (P + C)

1360

SULLIVAN COUNTY COMMUNITY COLLEGE

Intensive English Program

Box 4002
 Loch Sheldrake NY 12759
Ph 800-577-5243, 914-434-5750
Fax 914-434-4806

Academic year 1996/97

Intensive English Program

Hrs/wk:	Class
B:	25
LI:	15
I:	15
A:	18

IEP note • I: 30 class hours in summer; A: class hours in summer only

English for Specific Purposes • Travel, Test Preparation: TOEFL

Terms • 15 weeks beginning September, January; 8 weeks beginning June

Longest break(s) • not applicable

Average class size • 15

Program size • 48 average term

Distribution • Americas 20%; Asia/Oceania 70%; Europe, Eastern 10%

Faculty • *Teachers:* 1 full-time, 3 part-time *Advanced degree ESL fields:* 1 full-time, 3 part-time *Administrators:* 1 part-time

Eligibility • foreign nationals

Issues • I-20

Academic credit • 64 undergraduate degree credits for ESL *May take academic courses:* with adequate English language proficiency

Tests • Institutional TOEFL

Services • academic counseling, academic placement, campus orientation, conversation partners, crosscultural activities, field trips, housing assistance, international student adviser, personal/cultural counseling, recreational activities

IIE Books

provides the most
complete information
on international study

International Exchange

English Language and Orientation Programs in the United States \$42.95

The standard ESL resource, featuring over 800 programs and courses offered by accredited US higher educational institutions and language schools.

Resources on Financial Aid

Funding for U.S. Study: A Guide for International Students and Professionals \$39.95

Describes hundreds of grants and fellowships offered by governments, foundations, and international organizations.

For 46 years, IIE Books has been the standard reference resource on study abroad for U.S. students and adult learners. The Institute of International Education is the largest US higher educational exchange agency. IIE, a not-for-profit organization, has over 650 college and university members in the U.S. and other nations.

Statistical Research

Open Doors 1995/96 \$39.95


Reports on IIE's annual census of 450,000 international students in the US. Extended analyses of student mobility worldwide putting US and international student flows in global perspective.



Fax Your Order To:

301-206-9789, or

Email: iiebooks@pmds.com



IIE BOOKS

Institute of International Education
P.O. Box 371
Annapolis Junction, MD 20701-0371
Tel: 800-445-0443

Costs • tuition \$2,200.00 15-weeks; application fee \$30.00 applicable to tuition; activities fee \$80.00; health insurance costs vary

Housing • *Campus housing*: available *Off-campus housing*: readily available, moderately priced; assistance in locating provided **Room**: \$1,500.00-\$2,500.00 15-weeks

Board • board plan \$550.00 15-weeks

Other information • *Established*: 1995 *Endorsements*: NAFA principles (HE) (P+C)

Longest break(s) • not applicable

Average class size • 12

Program size • 50 average term

Distribution • Americas 10%; Asia/Oceania 65%; Europe, Western 5%; Middle East/North Africa 20%

Faculty • *Teachers*: 4 full-time, 2 part-time *Full-time teaching load*: 20 hours/week *Advanced degree ESL fields*: 4 full-time, 2 part-time *Administrators*: 1 full-time

Eligibility • all applicants with ESL degrees (related)

Issues • I-20

Academic credit • not offered *May take academic courses*: at Advanced level

Tests • International TOEFL, Michigan tests

Services • academic counseling, field trips, homestay, personal/cultural counseling, recreational activities

Costs • tuition \$2,850.00 15-weeks; application fee \$50.00

Housing • *Campus housing*: available year-round

Off-campus housing: readily available **Room**:

\$1,700.00-\$2,625.00 15-weeks

Board • board plan \$1,080.00-\$1,760.00 15-weeks

Other information • *Established*: 1979 (HE)

1361

SYRACUSE UNIVERSITY

English Language Institute

230 Euclid Avenue

Syracuse NY 13244-5130

Ph 315-423-2390

Fax 315-443-1530

URL <http://syllabus.syr.edu/EFL/rasberry>

Academic year 1996/97

Intensive English Program

Hrs/wk:	Class	Computer Seminar
LI:	20	20
I:	20	20
A:	20	20

IIEP note • Language lab available; 1-3 hours conversation partners

Terms • 15 weeks beginning August, January; 6 weeks beginning June; 2-4 week terms available

207

1362

WALL STREET INSTITUTE CENTER FOR EXECUTIVE TRAINING

Intensive Executive Program

216 East 45th Street
New York NY 10017
Ph 212-867-8700
Fax 212-867-7666
E-mail rennert@dorsai.org
URL <http://www.rennert.com>

Academic year 1996/97

Intensive English Program

Hrs/wk:	Class
B:	30
LI:	30
I:	30
A:	30

English for Specific Purposes • Business 30 hrs/wk, Other: Parallel Partner Program in all fields 30 hrs/wk

Terms • 1 week or longer year-round

Longest break(s) • not applicable

Average class size • 7

Program size • 125 average term

Distribution • Americas 36%; Asia/Oceania 5%; Europe, Western 59%

Faculty • *Teachers:* 15 full-time, 5 part-time *Full-time teaching load:* 30 hours/week *Advanced degree ESL fields:* 5 full-time *Administrators:* 2 full-time

Eligibility • all applicants minimum 17 years of age

Issues • I-20

Academic credit • not applicable

Tests • locally developed tests, TOEIC

Services • academic counseling, airport meeting, conversation partners, crosscultural activities, field trips, homestay, host family, housing assistance, international student adviser, personal/cultural counseling, recreational activities, visa/tax counseling

Costs • tuition \$525.00 1-week, \$975.00 private; airport meeting \$100.00

Housing • *Campus housing:* no campus housing *Off-campus housing:* readily available, moderately priced; assistance in locating provided

Board • board plan

Other information • *Established:* 1973 *Member:* AAIEP *Endorsements:* TESOL standards, NAFSA principles

NORTH CAROLINA

1363

CENTRAL PIEDMONT COMMUNITY COLLEGE

Intensive English Program

English and Foreign Language Department
PO Box 35009
Charlotte NC 28235-5009
Ph 704-342-6506, 704-342-6604
Fax 704-342-5930
E-mail karen_stanley@cpcc.cc.nc.us
URL <http://www.cpcc.cc.nc.us/>

Academic year 1996/97

Intensive English Program

Hrs/wk:	Class	Lab
B:	17	6
LI:	17	6
I:	20	

IEP note • I, A: Language lab available

208

English for Specific Purposes • Test Preparation: TOEFL 2 hrs/wk

Terms • 11 weeks beginning September, December, March; 9 weeks beginning June

Longest break(s) • 2 weeks beginning May

Average class size • 18

Program size • 180 average term

Distribution • Africa 10%; Americas 20%; Asia/Oceania 20%; Europe, Eastern 10%; Europe, Western 10%; Middle East/North Africa 20%; Other/Unknown 10%

Faculty • *Teachers:* 4 full-time, 6 part-time *Full-time teaching load:* 15 hours/week *Advanced degree ESL fields:* 3 full-time, 4 part-time *Administrators:* 2 full-time

Eligibility • all applicants

Issues • I-20. I-20 includes academic admission conditional on English language proficiency

Academic credit • degree credits for ESL *May take academic courses:* with adequate English language proficiency (TOEFL 480) or adviser's approval

Tests • International TOEFL, locally developed tests

Services • academic counseling, academic placement, field trips, CAI, tutorial, career counseling

Costs • tuition \$1,505.00 quarter non-NC residents; application fee \$25.00; activities fee \$2.00; lab fees \$12.00

Housing • *Campus housing:* no campus housing

Off-campus housing: readily available, moderately priced; assistance in locating provided

Board • no board plan

Other information • *Established:* 1972 *Endorsements:* TESOL standards, NAFSA principles (HE) (P+C)

1364

INTERLINK LANGUAGE CENTER, GREENSBORO

Intensive English Program

c/o Guilford College
5800 West Friendly Avenue
Greensboro NC 27410
Ph 910-316-2305
Fax 910-316-2947
E-mail parsonsdh@rascal.guilford.edu

Academic year 1995/96

Intensive English Program

Hrs/wk:	Class
B:	23-26
LI:	23-26
I:	23-26
A:	23-26

IEP note • Class hours include 2 hours culture, orientation; 2 additional levels offered

English for Specific Purposes • Test Preparation: TOEFL 3 hrs/wk

Terms • 8 weeks beginning August, October, January, March, June; 4 weeks beginning May

Longest break(s) • 3 weeks beginning December

Average class size • 8

Program size • 45 average term

Distribution • Africa 1%; Americas 19%; Asia/Oceania 65%; Europe, Eastern 4%; Europe, Western 6%; Middle East/North Africa 5%

Faculty • *Teachers:* 3 full-time, 2 part-time *Full-time teaching load:* 23 hours/week *Advanced degree ESL fields:* 3 full-time, 1 part-time *Administrators:* 1 full-time, 2 part-time

Eligibility • foreign nationals minimum 16 years of age with secondary school certificate

Issues • I-20, IAP-66

Academic credit • not applicable *May audit academic courses:* at Advanced level; may take academic courses at highest Advanced level

Tests • International, Institutional TOEFL; locally developed tests

Services • academic counseling, academic placement, airport meeting, conversation partners, field trips, homestay, host family, personal/cultural counseling, recreational activities

Costs • tuition \$1,650.00 8-weeks; application fee \$100.00; activities fee \$117.00; health insurance \$60.00; refundable security deposit \$100.00

Housing • *Campus housing*: available year-round
Off-campus housing: readily available, moderately priced; assistance in locating provided *Room and board*: \$1,318.00 8-weeks

Board • board plan included in housing

Other information • *Established*: 1979 *Member*: AAIEP

Endorsements: TESOL standards, NAFSA principles

1365

METHODIST COLLEGE

Atlantic Coast Center for Language and Culture

5400 Ramsey Street

Fayetteville NC 28311-1499

Ph 800-488-7110, 910-630-7049

Fax 910-630-1290

Academic year 1996/97

Intensive English Program

Hrs/wk:	Class	Lab
LI:	15	3
I:	15	3
A:	15	3

English for Specific Purposes • Test Preparation: TOEFL

Terms • 16 weeks beginning August, January

Longest break(s) • not applicable

Average class size • 10

Program size • 10 average term

Distribution • Americas 10%; Asia/Oceania 70%; Europe, Eastern 10%; Europe, Western 10%

Faculty • *Teachers*: 1 full-time, 2 part-time *Full-time teaching load*: 3 hours/week *Advanced degree ESL fields*: 1 full-time, 1 part-time *Administrators*: 1 full-time

Eligibility • international students with academic admission to host institution

Issues • I-20. I-20 includes academic admission conditional on English language proficiency

Academic credit • undergraduate degree credits for ESL replacing foreign language *May take academic courses*: at Advanced level with TOEFL 525

Tests • Institutional TOEFL

Services • academic counseling, academic placement, field trips, homestay, host family, personal/cultural counseling, recreational activities

Costs • tuition \$5,250.00 16-weeks; application fee \$75.00; activities fee \$25.00; health insurance \$564.00 year

Financial aid • scholarships available based on merit and financial need

Housing • *Campus housing*: available year-round

Off-campus housing: readily available *Room*: \$1,000.00 16-weeks

Board • board plan \$2,500.00 16-weeks, 21 meals per week

Other information • *Established*: 1990 (HE) (P + C)

1366

NORTH CAROLINA STATE UNIVERSITY

Summer Institute in English for Speakers of Other Languages

PO Box 8106

Raleigh NC 27695-8106

Ph 919-515-2475

Fax 919-515-6981

E-mail levis@social.chass.ncsu.edu

Academic year 1996/97

Intensive English Program

Hrs/wk:	Class	Lab
B:	25	5
LI:	25	5
I:	25	5
A:	25	5

Terms • 5 weeks beginning July

Longest break(s) • not applicable

Average class size • 12

Program size • 67 summer

Distribution • Americas 30%; Asia/Oceania 60%; Europe, Western 10%

Faculty • *Teachers*: 7 full-time *Full-time teaching load*: 16 hours/week *Advanced degree ESL fields*: 7 full-time

Administrators: 1 full-time, 1 part-time

Eligibility • all applicants

Issues • I-20

Academic credit • not offered *May take academic courses*: if academically admissible

Tests • Institutional TOEFL, locally developed tests

Services • conversation partners, field trips, personal/cultural counseling, recreational activities

Costs • tuition \$1,195.00 5-weeks

Housing • *Campus housing*: available summer only

Off-campus housing: expensive *Room and board*: \$570.00 5-weeks

Board • board plan included in housing

Other information • *Established*: 1963 (HE)

1367

UNIVERSITY OF NORTH CAROLINA AT CHARLOTTE

English Language Training Institute

Office of International Programs

Charlotte NC 28223

Ph 704-547-2458

Fax 704-547-3168

E-mail jkadamsd@email.uncc.edu

URL <http://www.coe.uncc.edu/~trbriggs/elti.html>

Academic year 1996/97

Intensive English Program

Hrs/wk:	Class
B:	20
LI:	20

IEP note • B, LI, I: 1 hour community activity; A: 2 hours community activity

English for Specific Purposes • Teaching Assistants 3 hrs/wk, Test Preparation: TOEFL 4 hrs/wk

Terms • 13 weeks beginning August, January; 11 weeks beginning May

Longest break(s) • not applicable

Average class size • 12

Program size • 110 average term

Distribution • Africa 1%; Americas 13%; Asia/Oceania 74%; Europe, Eastern 1%; Europe, Western 1%; Middle East/North Africa 10%

Intensive English Language Program

North Dakota State University

- Small classes, individual attention • Intermediate/advanced levels
- Fall, spring and summer

Conditional admission to regular university study (computer science, engineering, architecture, business, social sciences, humanities and more)

- Safe, friendly campus • Accredited university • Dedicated faculty

Location: Twin cities of Fargo, North Dakota, and Moorhead, Minnesota.
Close to Minneapolis, Minnesota, and Winnipeg, Canada.
Scenic lake country nearby, western and Native American cultural activities.



For more information, write:

Office of International Programs
Intensive English Language Program
North Dakota State University
P.O. Box 5582, Dept. E
Fargo, North Dakota 58105-5582 U.S.A.1

Or contact by:

Telephone: 701-231-7895
Fax: 701-231-1014
Email: nuin@plains.nodak.edu
WWW: <http://cer300-1.admin.ndsu.nodak.edu>

NDSU



Faculty • Teachers: 6 full-time, 13 part-time *Full-time teaching load:* 16 hours/week *Advanced degree ESL fields:* 6 full-time, 10 part-time **Administrators:** 1 full-time, 5 part-time
Eligibility • foreign nationals
Issues • I-20, IAP-66. I-20 includes academic admission conditional on meeting admissions requirements
Academic credit • not offered *May take academic courses:* at Advanced level with approval of instructor, adviser
Tests • International, Institutional TOEFL; locally developed tests
Services • academic counseling, academic placement, airport meeting, conversation partners, field trips, host family, personal/cultural counseling, recreational activities
Costs • tuition \$1,850.00 13-weeks; application fee \$25.00; health insurance \$205.00; activities fee \$360.00 fall and spring, \$210.00 summer
Housing • *Campus housing:* available year-round *Off-campus housing:* readily available, moderately priced; assistance in locating provided *Room:* \$850.00-\$1,200.00 15-weeks
Board • board plan \$500.00-\$810.00 15-weeks
Other information • *Established:* 1979 *Member:* UCIEP *Endorsements:* TESOL standards, NAFSA principles (HE) (P + C)

NORTH DAKOTA

1368

NORTH DAKOTA STATE UNIVERSITY

Intensive English Language Program

PO Box 5582
Fargo ND 58105
Ph 800-488-6378, 701-231-7895
Fax 701-231-1014
E-mail nuin.plains@nodak.edu
URL <http://www.ndsu.nodak.edu/international>

Academic year 1996/97

Intensive English Program

Hrs/wk:	Class	Lab
I:	15	5
A:	15	5

IEP note • I,A: 25 hours classroom instruction in summer

English for Specific Purposes • Teaching Assistants

Terms • 5 weeks beginning July, August; academic year program beginning August

Longest break(s) • 3 weeks beginning December

Average class size • 15

Program size • 30 average term

Distribution • Africa 5%; Americas 5%; Asia/Oceania 75%; Europe, Eastern 5%; Europe, Western 5%; Middle East/North Africa 5%

Faculty • Teachers: 2 part-time **Administrators:** 2 part-time

Eligibility • all applicants with TOEFL 470 for undergraduates, 500 for graduates

210

Issues • I-20, IAP-66. I-20 includes academic admission conditional on English language proficiency (TOEFL 470 for undergraduates, 500 for graduates)

Academic credit • 8 undergraduate degree credits for ESL replacing freshman English *May take academic courses:* at Advanced level; recommended after study and testing

Tests • Institutional TOEFL

Services • academic counseling, academic placement, campus orientation, housing assistance, international student adviser, personal/cultural counseling, recreational activities, visa/tax counseling

Costs • tuition \$920.00 5-weeks summer; application fee \$50.00 applicable to tuition; activities fee \$20.00; tuition includes health insurance and books

Housing • *Campus housing:* available year-round

Off-campus housing: readily available, moderately priced; assistance in locating provided *Room:* \$225.00 5-weeks

Board • no board plan available for summer program

Other information • *Established:* 1982 *Endorsements:* NAFAA principles (HE) (P + C) **D**

OHIO

1369

AMERICAN LANGUAGE ACADEMY, CLEVELAND (BEREA)

Intensive English Program

c/o Baldwin-Wallace College

Berea OH 44017

Ph 216-234-0405

Fax 301-309-0202

E-mail alaoh@mcimail.com

Academic year 1996/97

Intensive English Program

Hrs/wk:	Class	Lab
B:	25	3
LI:	25	3
I:	25	3
A:	25	3

IEP note • CAI available

English for Specific Purposes • Test Preparation: TOEFL 5 hrs/wk

Terms • 10 weeks beginning March, June; 9 weeks beginning August, October

Longest break(s) • not applicable

Average class size • 10

Program size • 55 average term

Faculty • *Teachers:* 5 full-time, 3 part-time *Full-time teaching load:* 20 hours/week *Advanced degree ESL fields:* 3 full-time

Eligibility • foreign nationals

Issues • I-20, IAP-66

Academic credit • not applicable *May take academic courses:* at Advanced level with approval of instructor, director

Tests • Institutional TOEFL

Services • academic counseling, academic placement, campus orientation, conversation partners, crosscultural activities, field trips, homestay, host family, housing assistance, international student adviser, personal/cultural counseling, recreational activities, visa/tax counseling

Costs • tuition \$2,795.00 term; application fee \$90.00; health insurance \$100.00; student services \$181.00

Housing • *Campus housing:* available year-round

Off-campus housing: readily available, moderately priced; assistance in locating provided *Room and board:* \$1,250.00 10-weeks

Board • board plan included in housing

Other information • *Established:* 1979 *Member:* AAIEP

Endorsements: TESOL standards, NAFAA principles **D**

1370

ASHLAND UNIVERSITY

Center for English Studies (ACCESS)

401 College Avenue

Ashland OH 44805-3799

Ph 800-882-1548, 419-289-5123

Fax 419-289-5333

E-mail access@ashland.edu

URL http://www.ashland.edu

Academic year 1996/97

Intensive English Program

Hrs/wk:	Class	Lab
B:	20	3
LI:	20	3
I:	20	
A:	20	

Terms • 7 weeks beginning August, October, January, March, May, July

Longest break(s) • not applicable

Average class size • 9

Program size • 35 average term

Distribution • Americas 27%; Asia/Oceania 73%

Faculty • *Teachers:* 3 full-time, 1 part-time *Full-time teaching load:* 20 hours/week *Advanced degree ESL fields:* 3 full-time *Administrators:* 1 full-time

Eligibility • foreign nationals

Issues • I-20, IAP-66. I-20 includes academic admission conditional on English language proficiency

Academic credit • not offered *May take academic courses:* at Advanced level with program director's approval

Tests • Institutional TOEFL, Michigan tests

Services • academic counseling, field trips, host family, personal/cultural counseling, recreational activities

Costs • tuition \$1,708.00 7-weeks; application fee \$25.00; activities fee \$51.00; health insurance \$50.00; examination fee \$16.00

Housing • *Campus housing:* available year-round

Off-campus housing: readily available, moderately priced *Room:* \$659.00 7-weeks

Board • board plan \$592.00 7-weeks, 19 meals per week

Other information • *Established:* 1974 *Member:* UCIEP *Endorsements:* TESOL standards, NAFAA principles (HE) **D**

1371

COLLEGE OF MOUNT ST JOSEPH

Intensive English Program

5701 Delhi Pike

Cincinnati OH 45233

Ph 800-654-9314, 513-244-4240

Fax 513-244-4222

E-mail international@mail.msje.edu

Academic year 1995/96

Intensive English Program

Hrs/wk:	Class	Lab
I:	18	2
A:	18	2

Terms • 16 weeks beginning August, January; 6 weeks beginning June

Longest break(s) • not applicable

Average class size • 10

Program size • 28 average term

211

Distribution • Africa 10%; Americas 10%; Asia/Oceania 50%; Europe, Eastern 10%; Middle East/North Africa 20%
Faculty • *Teachers*: 3 full-time *Full-time teaching load*: 18 hours/week *Advanced degree ESL fields*: 3 full-time
Administrators: 1 full-time
Eligibility • foreign nationals
Issues • I-20. I-20 includes academic admission conditional on meeting admissions requirements
Academic credit • 10 undergraduate degree credits for ESL replacing freshman English or foreign language *May take academic courses*: with program director's approval
Tests • Institutional TOEFL, Michigan tests
Services • academic counseling, academic placement, airport meeting, field trips, homestay, host family, personal/cultural counseling, recreational activities
Costs • tuition \$2,760.00 16-weeks; application fee \$25.00; health insurance \$283.00 year
Housing • *Campus housing*: available year-round
Off-campus housing: readily available, moderately priced; assistance in locating provided *Room*: \$1,250.00 16-weeks
Board • board plan \$1,125.00 16-weeks
Other information • *Established*: 1982 *Endorsements*: TESOL standards, NAFSA principles (HE) (P + C)

1372
CONVERSA LANGUAGE CENTER

General English Program

7th Floor
 128 East 6th Street
 Cincinnati OH 45202
Ph 513-651-5679
Fax 513-665-3792
E-mail conversa@iac.net

Academic year 1996/97
Intensive English Program

Hrs/wk:	Class
B:	18
LI:	18
I:	18
A:	18

IEP note • 2-3 hours language lab
English for Specific Purposes • Business, Communications, Graduate Study, Marketing, Medicine, Public Relations, Travel, Test Preparation: TOEFL
Terms • 4 weeks beginning each month; students may take several months consecutively
Longest break(s) • not applicable
Average class size • 6
Program size • 35 average term
Distribution • Africa 5%; Americas 30%; Asia/Oceania 30%; Europe, Eastern 5%; Europe, Western 15%; Middle East/North Africa 10%; Other/Unknown 5%
Faculty • *Teachers*: 3 full-time, 1 part-time *Full-time teaching load*: 18 hours/week *Advanced degree ESL fields*: 3 full-time, 1 part-time *Administrators*: 4 full-time, 2 part-time
Eligibility • all applicants
Issues • I-20
Academic credit • not applicable
Tests • no information provided
Services • academic counseling, academic placement, conversation partners, crosscultural activities, field trips, homestay, host family, housing assistance, international student adviser, personal/cultural counseling, recreational activities, visa/tax counseling
Costs • tuition \$515.00 4-weeks; health insurance \$60.00; materials \$15.00; optional activities fee \$165.00; books \$35.00-\$50.00 month
Housing • *Campus housing*: available year-round
Off-campus housing: readily available; assistance in locating

provided *Room*: \$225.00 4-weeks; international students may request American roommates
Board • board plan \$225.00 4-weeks
Other information • *Established*: 1989

1373
**CUYAHOGA COMMUNITY COLLEGE,
 WESTERN CAMPUS**

Intensive ESL

11000 Pleasant Valley Road
 Parma OH 44130
Ph 216-987-5059
Fax 216-987-5050
E-mail anatoli.evseev@tri-c.cc.oh.us
URL http://www.tri-c.cc-oh.us

Academic year 1996/97
Intensive English Program

Hrs/wk:	Class
B:	16

IEP note • All levels are intensive in summer
Terms • 11 weeks beginning September, January, April; 8 weeks beginning June
Longest break(s) • not applicable
Average class size • 13
Program size • 100 average term
Distribution • Americas 20%; Asia/Oceania 50%; Europe, Eastern 30%
Faculty • *Teachers*: 2 full-time, 5 part-time *Full-time teaching load*: 15 hours/week *Advanced degree ESL fields*: 2 full-time, 5 part-time
Eligibility • foreign nationals
Issues • I-20
Academic credit • 12 undergraduate degree credits for ESL *May take academic courses*: at Intermediate and Advanced levels
Tests • Michigan tests
Services • academic counseling, academic placement, personal/cultural counseling
Costs • tuition \$1,161.00 8- or 11-weeks; application fee \$10.00; health insurance \$420.00 (approximate)
Housing • *Campus housing*: no campus housing
Off-campus housing: readily available
Board • no board plan
Other information • *Established*: 1990 (HE) (P + C)

1374
ELS LANGUAGE CENTERS, CLEVELAND

Intensive English Program

c/o Case Western Reserve University
 10900 Euclid Avenue, Yost Hall 421
 Cleveland OH 44106
Ph 216-368-2716
Fax 216-368-4829
URL http://www.els.com

Academic year 1995/96
Intensive English Program

Hrs/wk:	Class	Multimedia Lab
B:	25	5
LI:	25	5
I:	25	5
A:	25	5

IEP note • LI, I, A: May take special interest classes in lieu of multimedia lab

Ashland University Center for English Studies

Why Choose the Center for English Studies?

- 7-week terms - January, March, May, July, September, October
- Airport pick-up service for arriving students
- Small classes, individual conferences with instructors
- Discovery classes combining culture learning and spoken language practice
- Weekly field trips and activities
- Access to all university activities and facilities
- On-campus housing year round in halls with Americans
- Visits with American Host Families
- Chance for advanced students to attend university classes
- Conditional admission to Ashland University without TOEFL
- UCIEP member institution

Ashland University

- 100 km southwest of Cleveland, Ohio in a city of 20,000
- 5,600 students with 1,800 on campus including 110 foreign students from 25 countries
- 84 majors for undergraduates including business, hotel and restaurant management, computer science, radio/TV, communications
- Graduate programs in business, education (including sports science) and theology
- Private, coeducational, founded in 1878
- Quiet, friendly environment

For more information write:

Director (ELP)
International Student Services
Ashland University
Ashland, Ohio 44805-3799
Phone: (419) 289-5068 FAX: (419) 289-5989
E-mail: access@ashland.edu
www: <http://www.ashland.edu>



AU11/Int'l/Elopus/5/96



English for Specific Purposes • Business 30 hrs/wk, Test Preparation: TOEFL 30 hrs/wk

Terms • 4 weeks year-round

Longest break(s) • not applicable

Average class size • 14

Program size • 88 average term

Faculty • Teachers: 8 full-time, 4 part-time *Full-time teaching load*: 30 hours/week *Advanced degree ESL fields*: 5 full-time *Administrators*: 4 full-time

Eligibility • all applicants

Issues • I-20, IAP-66

Academic credit • not applicable *May audit academic courses*: at Advanced level

Tests • Institutional TOEFL, TOEIC, Cambridge

Services • academic counseling, academic placement, airport meeting, crosscultural activities, field trips, homestay, housing assistance, personal/cultural counseling, recreational activities, telephone card

Costs • tuition \$1,160.00 4-weeks; application fee \$100.00; health insurance \$35.00

Housing • *Campus housing*: available academic year *Off-campus housing*: readily available, moderately priced; assistance in locating provided *Room and board*: \$682.00 4-weeks

Board • board plan included in housing

Other information • *Established*: 1961 *Member*: AAIEP

Endorsements: TESOL standards, NAFSA principles

1375

ENGLISH LANGUAGE AND MULTICULTURAL INSTITUTE

Intensive English Program

c/o University of Dayton
117 Alumni Hall, 300 College Park Drive
Dayton OH 45469-0319

Ph 513-229-3729

Fax 513-229-3700

E-mail elmi@udayton.edu

Academic year 1995/96

Intensive English Program

Hrs/wk:	Class	Lab
B:	23	5
LI:	23	5
I:	23	5
A:	15	5

IEP note • 1 hour conversation partners

English for Specific Purposes • Business 5 hrs/wk, Communications 5 hrs/wk, Teaching Assistants 5 hrs/wk, Test Preparation: unspecified test 5 hrs/wk, Other: Aviation offered by special arrangement 5 hrs/wk

Terms • 10 weeks beginning September, January, March, June; 4 weeks beginning August

Longest break(s) • not applicable

Average class size • 10

Program size • 60 average term

Distribution • Africa 15%; Americas 20%; Asia/Oceania 30%; Europe, Eastern 5%; Europe, Western 10%; Middle East/North Africa 15%; Other/Unknown 5%

Faculty • Teachers: 5 full-time, 8 part-time *Full-time teaching load:* 20 hours/week *Advanced degree ESL fields:* 5 full-time, 8 part-time *Administrators:* 1 full-time, 1 part-time
Eligibility • all applicants minimum 17 years of age
Issues • I-20, IAP-66
Academic credit • not applicable *May take academic courses:* at Advanced level with program director's approval
Tests • Institutional TOEFL, Michigan tests, locally developed tests
Services • academic counseling, conversation partners, field trips, host family, personal/cultural counseling, recreational activities
Costs • tuition \$1,935.00 10-weeks; application fee \$50.00; activities fee \$150.00; health insurance \$40.00 month; activities fee includes materials
Housing • Campus housing: available year-round
Off-campus housing: readily available, moderately priced; assistance in locating provided *Room and board:* \$1,200.00 12-weeks
Board • board plan included in housing
Other information • *Established:* 1980 *Endorsements:* TESOL standards, NAFSA principles

1376

OHIO DOMINICAN COLLEGE

Intensive English Program

1216 Sunbury Road
 Columbus OH 43219-2099
Ph 614-253-2741
E-mail kealeyj@odc.edu

Academic year 1995/96

Intensive English Program

Hrs/wk:	Class
B:	18
LI:	18
I:	18
A:	15

IEP note • Language lab optional
English for Specific Purposes • Business 10 hrs/wk
Terms • 15 weeks beginning September, January; 10 weeks beginning May; 7 weeks beginning October, March; 5 weeks beginning July
Longest break(s) • not applicable
Average class size • 13
Program size • 75 average term
Distribution • Africa 5%; Americas 4%; Asia/Oceania 84%; Europe, Eastern 2%; Europe, Western 1%; Middle East/North Africa 3%; Other/Unknown 1%
Faculty • Teachers: 4 full-time, 5 part-time *Full-time teaching load:* 16 hours/week *Advanced degree ESL fields:* 4 full-time, 5 part-time *Administrators:* 1 full-time
Eligibility • foreign nationals
Issues • I-20. I-20 includes academic admission conditional on English language proficiency
Academic credit • 8 undergraduate degree credits for ESL replacing foreign language *May take academic courses:* with academic adviser's approval
Tests • Institutional TOEFL, locally developed tests
Services • academic counseling, academic placement, field trips, personal/cultural counseling, recreational activities
Costs • tuition \$4,539.00 16-weeks; application fee \$25.00; health insurance \$110.00
Financial aid • partial tuition scholarships
Housing • Campus housing: available year-round
Off-campus housing: readily available, moderately priced; assistance in locating provided *Room and board:* \$2,336.00 16-weeks
Board • board plan included in housing
Other information • *Established:* 1972 (HE) (P + C)

1377

OHIO STATE UNIVERSITY

American Language Program

117A Ohio Stadium East
 1961 Tuttle Park Place
 Columbus OH 43210-1285
Ph 614-292-1364
Fax 614-292-4054
E-mail alp@osu.edu
URL <http://www.ohio-state.edu>

Academic year 1995/96

Intensive English Program

Hrs/wk:	Class	Lab
B:	23	1
LI:	23	1
I:	23	1
A:	23	1

IEP note • Additional pronunciation available
English for Specific Purposes • Test Preparation: TOEFL
Terms • 10 weeks beginning September, January, March, June
Longest break(s) • not applicable
Average class size • 11
Program size • 95 average term
Distribution • Africa 5%; Americas 10%; Asia/Oceania 52%; Europe, Eastern 1%; Europe, Western 3%; Middle East/North Africa 20%; Other/Unknown 9%
Faculty • Teachers: 11 full-time, 6 part-time *Full-time teaching load:* 15 hours/week *Advanced degree ESL fields:* 11 full-time, 6 part-time *Administrators:* 2 full-time
Eligibility • foreign nationals
Issues • I-20
Academic credit • not offered
Tests • International, Institutional TOEFL, Michigan tests
Services • academic counseling, conversation partners, field trips, recreational activities
Costs • tuition \$3,426.00 10-weeks; application fee \$40.00; health insurance \$170.00
Housing • Campus housing: available year-round
Off-campus housing: readily available, moderately priced; assistance in locating provided *Room:* \$900.00-\$1,100.00 10-weeks
Board • board plan \$300.00-\$600.00 10-weeks
Other information • *Established:* 1983 *Member:* UCIEP *Endorsements:* TESOL standards, NAFSA principles (HE) (P + C)

1378

OHIO UNIVERSITY

Ohio Program of Intensive English

201 Gordy Hall
 Athens OH 45701
Ph 614-593-4575
Fax 614-593-4577
E-mail cmickelso1@ohiou.edu

Academic year 1995/96

Intensive English Program

Hrs/wk:	Class	Lab	CAI, Reading
B:	25	3	
LI:	25	3	1
I:	25	2	2
A:	15		

IEP note • Conversation available; 25 hours language lab, CAI open lab; 5 hours reading open lab; A: language lab, CAI optional
Terms • 10 weeks beginning September, January, March, June

Longest break(s) • not applicable
Average class size • 13
Program size • 140 average term
Distribution • Africa 1%; Americas 2%; Asia/Oceania 90%; Europe, Eastern 2%; Europe, Western 1%; Middle East/North Africa 4%
Faculty • *Teachers*: 13 full-time, 5 part-time *Full-time teaching load*: 12 hours/week *Advanced degree ESL fields*: 13 full-time, 5 part-time *Administrators*: 2 full-time
Eligibility • foreign nationals
Issues • I-20. I-20 includes academic admission conditional on meeting admissions requirements
Academic credit • not offered *May take academic courses*: at Advanced level or may audit academic courses with approval at other levels
Tests • Institutional TOEFL
Services • academic counseling, academic placement, field trips, host family, personal/cultural counseling, recreational activities
Costs • tuition \$2,392.00 10-weeks; application fee \$25.00; activities fee \$310.00
Housing • *Campus housing*: available year-round *Off-campus housing*: readily available, moderately priced; assistance in locating provided *Room*: \$719.00 11-weeks
Board • board plan \$721.00 11-weeks
Other information • *Established*: 1967 *Member*: UCIEP *Endorsements*: TESOL standards, NAFSA principles (HE) (P + C)

Housing • *Campus housing*: available year-round *Off-campus housing*: readily available, moderately priced; assistance in locating provided *Room and board*: \$2,500.00 15-weeks; \$1,225.00 15-weeks for private apartments with kitchen, no board
Board • board plan included in housing
Other information • *Established*: 1976 *Endorsements*: TESOL standards, NAFSA principles (HE) (P + C)

1380
UNIVERSITY OF FINDLAY

Intensive English Language Institute

1000 North Main Street
 Findlay OH 45840
Ph 800-472-9502, 419-424-4558
Fax 419-424-4757
E-mail international@hewey.findlay.edu
URL http://www.studyusa.com/

Academic year 1995/96
Intensive English Program

Hrs/wk:	Class	Lab
B:	12-18	5
LI:	12-18	5
I:	12-18	5
A:	12-18	5

English for Specific Purposes • Test Preparation: TOEFL
Terms • 16 weeks beginning August, January; 8 weeks beginning June

Longest break(s) • not applicable
Average class size • 12

Program size • 75 average term
Faculty • *Teachers*: 5 full-time, 10 part-time *Full-time teaching load*: 20 hours/week *Advanced degree ESL fields*: 2 full-time *Administrators*: 1 full-time, 1 part-time
Eligibility • international students with academic admission to host institution

Issues • I-20. I-20 includes academic admission
Academic credit • undergraduate degree credits for ESL for all courses *May take academic courses*: at Advanced level
Tests • Institutional TOEFL

Services • academic counseling, academic placement, conversation partners, field trips, personal/cultural counseling, recreational activities

Costs • tuition \$3,718.00 16-weeks; activities fee \$36.00; health insurance \$130.00 year; general fee \$20.00

Housing • *Campus housing*: available year-round *Off-campus housing*: readily available, moderately priced *Room and board*: \$2,605.00 16-weeks

Board • board plan included in housing
Other information • *Established*: 1975 *Member*: AAIEP *Endorsements*: NAFSA principles (HE) (P + C)

1379
UNIVERSITY OF AKRON

English Language Institute

302 East Buchtel Avenue
 Olin Hall 325
 Akron OH 44325-1909
Ph 330-972-7544
Fax 330-972-7353
E-mail eli@uakron.edu
URL http://www.uakron.edu/eli/

Academic year 1996/97
Intensive English Program

Hrs/wk:	Class
B:	20
LI:	20
I:	20
A:	20

IEP note • B: offered fall, spring only
Terms • 15 weeks beginning August, January; 8 weeks beginning June

Longest break(s) • not applicable
Average class size • 12

Program size • 75 average term
Distribution • Americas 7%; Asia/Oceania 61%; Europe, Eastern 6%; Europe, Western 1%; Middle East/North Africa 25%

Faculty • *Teachers*: 4 full-time, 10 part-time *Full-time teaching load*: 12 hours/week *Advanced degree ESL fields*: 4 full-time, 8 part-time *Administrators*: 2 part-time
Eligibility • all applicants

Issues • I-20, IAP-66. I-20 includes academic admission conditional on meeting admissions requirements

Academic credit • not offered
Tests • Institutional TOEFL

Services • academic counseling, conversation partners, field trips, personal/cultural counseling, recreational activities

Costs • tuition \$2,800.00 15-weeks, \$1,630.00 8-weeks; application fee \$40.00; health insurance \$175.00; materials \$50.00, \$40.00 in summer

1381
XAVIER UNIVERSITY

Intensive English Program

3800 Victory Parkway
 Cincinnati OH 45207-2511
Ph 800-344-4698, 513-745-3712
Fax 513-745-3844
E-mail hinkel@xavier.xu.edu

Academic year 1996/97



Intensive English Program

Hrs/wk:	Class	Lab	CAI
B:	20-25	5	
LI:	20-25	5	1
I:	20-25	5	1
A:	20-25	5	1

English for Specific Purposes • Business 3 hrs/wk, Test Preparation: TOEFL 5 hrs/wk

Terms • 16 weeks beginning August, January; 8 weeks beginning October

Longest break(s) • not applicable

Average class size • 11

Program size • 60 average term

Distribution • Americas 25%; Asia/Oceania 50%; Europe, Western 5%; Middle East/North Africa 20%

Faculty • *Teachers:* 4 full-time, 2 part-time *Full-time teaching load:* 20 hours/week *Advanced degree ESL fields:* 4 full-time, 2 part-time *Administrators:* 1 full-time, 1 part-time

Eligibility • foreign nationals

Issues • I-20

Academic credit • 12 undergraduate degree credits for ESL replacing foreign language or humanities or electives *May take academic courses:* at High Intermediate and Advanced levels with TOEFL 480

Tests • Institutional TOEFL

Services • academic counseling, field trips, host family, personal/cultural counseling, recreational activities

Costs • tuition \$2,700.00 16-weeks, \$1,350.00 8-weeks; application fee \$25.00; health insurance \$150.00; testing \$35.00

Housing • *Campus housing:* available year-round

Off-campus housing: readily available, moderately priced; assistance in locating provided *Room:* \$1,200.00 16-weeks

Board • board plan \$1,150.00 16-weeks

Other information • *Established:* 1970 *Endorsements:* TESOL standards, NAFSA principles (HE) (P + C)

1382

YOUNGSTOWN STATE UNIVERSITY

English Language Institute

Center for International Studies

Phelps Building

Youngstown OH 44555

Ph 330-742-2336

Fax 330-742-2338

E-mail sjhyre@cc.ysu.edu

Academic year 1996/97

Intensive English Program

Hrs/wk:	Class
LI:	20
I:	20
A:	20

Terms • 10 weeks beginning September, January, April, June

Longest break(s) • not applicable

Average class size • 12

Program size • 45 average term

Faculty • *Teachers:* 4 part-time *Advanced degree ESL fields:* 4 part-time *Administrators:* 1 part-time

Eligibility • all applicants

Issues • I-20, IAP-66

Academic credit • not offered

Tests • Institutional TOEFL, Michigan tests

Services • academic counseling, campus orientation, housing assistance, international student adviser, personal/cultural counseling

Costs • tuition \$1,500.00 10-weeks; application fee \$50.00; activities fee \$50.00; health insurance \$150.00 (approximate); books \$150.00

Housing • *Campus housing:* available year-round

Off-campus housing: readily available; assistance in locating provided *Room and board:* \$1,400.00 10-weeks

Board • board plan included in housing

Other information • *Established:* 1996 *Endorsements:* TESOL standards, NAFSA principles (HE) (P + C)

OKLAHOMA

1383

ELS LANGUAGE CENTERS, OKLAHOMA CITY

Intensive English Program

c/o Oklahoma City University

1915 Northwest 24th Street, Harris Hall

Oklahoma City OK 73106

Ph 405-525-3738

Fax 405-525-0826

E-mail okc@els.com

URL http://www.els.com

Academic year 1995/96

Intensive English Program

Hrs/wk:	Class	Multimedia Lab
B:	25	5
LI:	25	5
I:	25	5
A:	25	5

IEP note • LI, I, A: May take special interest classes in lieu of multimedia lab

English for Specific Purposes • Business 30 hrs/wk, Test Preparation: TOEFL 30 hrs/wk

Terms • 4 weeks year-round

Longest break(s) • not applicable

Average class size • 9

Program size • 155 average term

Faculty • *Teachers:* 25 full-time *Full-time teaching load:* 30 hours/week *Advanced degree ESL fields:* 13 full-time

Administrators: 4 full-time

Eligibility • all applicants

Issues • I-20, IAP-66

Academic credit • not applicable *May audit academic courses:* at Advanced level or enroll for credit

Tests • Institutional TOEFL, TOEIC, Cambridge

Services • academic counseling, academic placement, airport meeting, crosscultural activities, field trips, homestay, housing assistance, personal/cultural counseling, recreational activities, telephone card

Costs • tuition \$1,160.00 4-weeks; application fee \$100.00; health insurance \$35.00

Housing • *Campus housing:* available academic year

Off-campus housing: readily available, moderately priced; assistance in locating provided *Room and board:* \$696.00 4-weeks

Board • board plan included in housing

Other information • *Established:* 1961 *Member:* AAIEP *Endorsements:* TESOL standards, NAFSA principles

1384
ENGLISH LANGUAGE CENTER

Intensive English Program

PO Box 1866
Edmond OK 73083
Ph 800-816-3629, 405-348-7602
Fax 405-348-8291
E-mail elcedu@iamerica.net

Academic year 1996/97

Intensive English Program

Hrs/wk:	Class	Lab
B:	20	5
LI:	20	5
I:	20	5
A:	25	

Terms • 4 weeks year-round
Longest break(s) • not applicable
Average class size • 8

Program size • 35 average term

Distribution • Asia/Oceania 80%; Europe, Eastern 5%; Middle East/North Africa 5%; Other/Unknown 10%

Faculty • *Teachers:* 4 full-time, 1 part-time *Full-time teaching load:* 25 hours/week *Advanced degree ESL fields:* 3 full-time *Administrators:* 3 full-time

Eligibility • foreign nationals planning US study

Issues • I-20

Academic credit • not applicable

Tests • Institutional TOEFL

Services • academic counseling, academic placement, field trips, personal/cultural counseling, recreational activities

Costs • tuition \$780.00 4-weeks; application fee \$50.00; computer lab \$20.00

Housing • *Campus housing:* no campus housing

Off-campus housing: readily available, moderately priced; assistance in locating provided

Board • no board plan

Other information • *Established:* 1977 *Endorsements:*

TESOL standards

1385
OKLAHOMA STATE UNIVERSITY

English Language Institute

210 USDA Building North
Stillwater OK 74078-2033
Ph 405-744-7519
Fax 405-744-7520
E-mail keys@osuunx.ucc.okstate.edu

Academic year 1996/97

Intensive English Program

Hrs/wk:	Class	Lab	Reading Lab
B:	25	5	
LI:	20	2	1
I:	20	2	1
A:	20	2	1

IEP note • LI, I, A: 2 hours conversation

English for Specific Purposes • Hotel Administration, Travel, Other: Specialized Programs upon Request

Terms • 16 weeks beginning August, January; 8 weeks beginning June

Longest break(s) • not applicable

Average class size • 15

Program size • 85 average term

Distribution • Africa 4%; Americas 13%; Asia/Oceania 61%; Europe, Eastern 6%; Middle East/North Africa 16%

Faculty • *Teachers:* 6 full-time, 3 part-time *Full-time teaching load:* 15 hours/week *Advanced degree ESL fields:* 6 full-time, 3 part-time *Administrators:* 2 full-time

Eligibility • all applicants with secondary school certificate
Issues • I-20, IAP-66. I-20 includes academic admission conditional on meeting admissions requirements and English language proficiency

Academic credit • not offered *May audit academic courses:* with approval of academic adviser, program director at Intermediate and Advanced levels; may take graduate courses with approval

Tests • International, Institutional TOEFL

Services • academic counseling, field trips, personal/cultural counseling, recreational activities, cultural enrichment excursions

Costs • tuition \$2,485.00 16-weeks; texts \$100.00; recreation center, student union, student health center \$103.00

Housing • *Campus housing:* available year-round

Off-campus housing: readily available, moderately priced; assistance in locating provided *Room and board:* \$744.00-\$2,066.00 semester

Board • board plan included in housing

Other information • *Established:* 1970 *Member:* UCIEP (HE)

1386
THE LANGUAGE COMPANY, EDMOND
ENGLISH INSTITUTE

Intensive English Program

100 North University Drive
PO Box 341881
Edmond OK 73034
Ph 405-341-2125
Fax 405-341-1165
URL <http://www.outfitters.com/com/aaiep/profiles/p219.htm>

Academic year 1996/97

Intensive English Program

Hrs/wk:	Class
B:	30
LI:	30
I:	30
A:	30

IEP note • Class hours include language lab; additional language lab available

English for Specific Purposes • Aviation 30 hrs/wk, Business 30-45 hrs/wk, Communications 30 hrs/wk, Law 30 hrs/wk, Test Preparation: TOEFL 9 hrs/wk, Other: EFL Teacher Training 25 hrs/wk

Terms • 4 weeks year-round

Longest break(s) • not applicable

Average class size • 10

Program size • 55 average term

Distribution • Africa 5%; Americas 10%; Asia/Oceania 55%; Europe, Eastern 5%; Europe, Western 1%; Middle East/North Africa 20%; Other/Unknown 4%

Faculty • *Teachers:* 6 full-time, 3 part-time *Full-time teaching load:* 30 hours/week *Advanced degree ESL fields:* 3 full-time, 2 part-time *Administrators:* 3 full-time

Eligibility • all applicants with proof of financial support
Issues • I-20. I-20 includes academic admission conditional on meeting admissions requirements at the University of Central Oklahoma

Academic credit • not applicable

Tests • Institutional TOEFL

Services • academic counseling, academic placement, conversation partners, crosscultural activities, field trips, homestay, host family, housing assistance, international student adviser, personal/cultural counseling, recreational activities, visa/tax counseling

Costs • tuition \$950.00 4-weeks; application fee \$90.00; activities fee \$40.00; health insurance \$25.00; books and materials \$35.00

Housing • *Campus housing*: available year-round
Off-campus housing: readily available, moderately priced; assistance in locating provided **Room and board**: \$470.00 4-weeks; \$425.00 for homestay
Board • board plan included in housing, 20 meals per week, 21 meals per week with homestay
Other information • *Established*: 1994 *Member*: AAIEP
Endorsements: TESOL standards, NAFSA principles

1387

THE LANGUAGE COMPANY, NORMAN ENGLISH INSTITUTE

Intensive English Program

730 Asp Avenue
 Suite 212
 Norman OK 73069
Ph 405-364-7170
Fax 405-364-7365
URL <http://www.outfitters.com/com/aaiep/profiles/p153.htm>

Academic year 1995/96

Intensive English Program

Hrs/wk:	Class
B:	30
LI:	30
I:	30
A:	30

IEP note • Class hours include language lab; additional language lab available
English for Specific Purposes • Business 30-45 hrs/wk, Law 30 hrs/wk, Test Preparation: TOEFL 5 hrs/wk
Terms • 4 weeks year-round
Longest break(s) • not applicable
Average class size • 10
Program size • 80 average term
Distribution • Americas 40%; Asia/Oceania 50%; Europe, Eastern 1%; Europe, Western 4%; Middle East/North Africa 5%
Faculty • *Teachers*: 6 full-time, 3 part-time *Full-time teaching load*: 30 hours/week *Advanced degree ESL fields*: 2 full-time *Administrators*: 3 full-time
Eligibility • all applicants
Issues • I-20 Must provide evidence of financial eligibility
Academic credit • not applicable
Tests • Institutional TOEFL, Michigan tests
Services • academic counseling, academic placement, conversation partners, crosscultural activities, field trips, homestay, host family, housing assistance, international student adviser, personal/cultural counseling, recreational activities, visa/tax counseling
Costs • tuition \$950.00 4-weeks; application fee \$90.00; activities fee \$25.00; health insurance \$25.00; books and materials \$35.00
Financial aid • limited scholarships for Eastern Europeans and Latin American students
Housing • *Campus housing*: available academic year
Off-campus housing: readily available, moderately priced; assistance in locating provided **Room and board**: \$406.00 4-weeks
Board • board plan included in housing, 21 meals per week
Other information • *Established*: 1983 *Member*: AAIEP
Endorsements: TESOL standards, NAFSA principles

1388

THE LANGUAGE COMPANY, TULSA ENGLISH INSTITUTE

Intensive English Program

3115 South Winston
 Tulsa OK 74135-2058
Ph 918-742-8855
Fax 918-747-3605
URL <http://www.outfitters.com/com/aaiep/profiles/p154.htm>

Academic year 1995/96

Intensive English Program

Hrs/wk:	Class
B:	30
LI:	30
I:	30
A:	30

IEP note • Class hours include language lab; additional language lab available
English for Specific Purposes • Aviation 15 hrs/wk, Business 15 hrs/wk, Engineering 15 hrs/wk, Graduate Study 15 hrs/wk, Law 30 hrs/wk, Test Preparation: TOEFL 10 hrs/wk
Terms • 4 weeks year-round
Longest break(s) • not applicable
Average class size • 11
Program size • 55 average term
Distribution • Asia/Oceania 45%; Middle East/North Africa 25%; Other/Unknown 30%
Faculty • *Teachers*: 5 full-time, 2 part-time *Full-time teaching load*: 30 hours/week *Advanced degree ESL fields*: 3 full-time *Administrators*: 3 full-time
Eligibility • all applicants
Issues • I-20
Academic credit • not applicable *May take academic courses*
Tests • Institutional TOEFL, locally developed tests
Services • academic counseling, academic placement, field trips, homestay, host family, housing assistance, international student adviser, personal/cultural counseling, recreational activities, visa/tax counseling
Costs • tuition \$950.00 4-weeks; application fee \$90.00; activities fee \$25.00; health insurance \$25.00; books and materials \$35.00
Housing • *Campus housing*: no campus housing
Off-campus housing: readily available, moderately priced; assistance in locating provided \$392.00 4-weeks homestay
Board • board plan included in housing, 21 meals per week
Other information • *Established*: 1986 *Member*: AAIEP
Endorsements: TESOL standards, NAFSA principles

1389

UNIVERSITY LANGUAGE INSTITUTE

c/o Oral Roberts University

7777 South Lewis Avenue
 Tulsa OK 74171
Ph 918-495-6186, 918-495-6178
Fax 918-495-6195
E-mail bculver@oru.edu

Academic year 1996/97

Intensive English Program

Hrs/wk:	Class
B:	25
LI:	25
I:	25
A:	25

IEP note • 5 hours field trips; I, A: 5 hours CAI

Attention Educational Advisors
& University Students

University
Admissions



The best road into a U.S. university program

▲ Win acceptance into the higher educational program of your choice, nationwide.

▲ Enjoy new facilities and home-like atmosphere.

▲ Direct preparation for the TOEFL skills.

▲ Use new 486 DX66 P.C.'s and cruise the internet.

▲ Enjoy expert American teachers and individual speech training.

▲ Enjoy living in nice apartments or homestays in a university town next to the state capitol.

▲ Attend small classes; 1-9 terms, 6 hours per day.

▲ Pay only \$800 per 4-week term. Living expenses are extra.

▲ Apply for admission and certificate for student visa; application fee \$50.00.



REQUEST APPLICATION FROM

*English Language Center
P.O. Box 1866
Edmond, OK 73083 USA*

*TEL: 800-816-3629
405-348-7602
FAX: 405-348-8291*

*E-Mail:
elcedu@iamerica.net*

English for Specific Purposes • Test Preparation: TOEFL 5 hrs/wk
Terms • 7 weeks beginning September, October, January, March, May, July
Longest break(s) • not applicable
Average class size • 10
Program size • 55 average term
Distribution • Americas 75%; Asia/Oceania 23%; Europe, Western 1%; Middle East/North Africa 1%
Faculty • *Teachers*: 5 full-time, 3 part-time *Full-time teaching load*: 20 hours/week *Advanced degree ESL fields*: 5 full-time, 3 part-time *Administrators*: 1 full-time, 1 part-time
Eligibility • foreign nationals willing to abide by Oral Roberts University honor code and dress code
Issues • I-20
Academic credit • not applicable *May take academic courses*: 2 courses with approval of program director and university
Tests • Institutional TOEFL
Services • academic counseling, academic placement, field trips, personal/cultural counseling, recreational activities
Costs • tuition \$900.00 7-weeks; application fee \$25.00; activities fee \$50.00; health insurance \$164.00 6-months
Housing • *Campus housing*: available year-round *Off-campus housing*: readily available, moderately priced; assistance in locating provided *Room*: \$2,075.00 16-weeks
Board • no board plan
Other information • *Established*: 1991

1390
UNIVERSITY OF OKLAHOMA

Intensive English Program
 Center for English as a Second Language
 1700 Asp Avenue
 Norman OK 73072-6400
Ph 800-522-0772, 405-325-6602
Fax 405-325-7698
E-mail hjones@cce.occe.uoknor.edu
URL http://tel.occe.uoknor.edu/cesl.html

Academic year 1996/97
Intensive English Program

Hrs/wk:	Class	Lab
I:	25	5
A:	25	5

IEP note • CAI available
English for Specific Purposes • Aviation 6 hrs/wk, Business 6 hrs/wk
Terms • 12 weeks beginning May; 7 weeks beginning August, October, January, March; 6 weeks beginning May
Longest break(s) • not applicable
Average class size • 10
Program size • 60 average term
Distribution • Africa 5%; Americas 10%; Asia/Oceania 60%; Europe, Eastern 5%; Europe, Western 1%; Middle East/North Africa 19%
Faculty • *Teachers*: 1 full-time, 12 part-time *Full-time teaching load*: 10 hours/week *Advanced degree ESL fields*: 8 part-time *Administrators*: 1 part-time
Eligibility • foreign nationals
Issues • I-20, IAP-66
Academic credit • not applicable *May take academic courses*: 1 course
Tests • Institutional TOEFL, Michigan tests
Services • academic counseling, academic placement, field trips, personal/cultural counseling, recreational activities
Costs • tuition \$1,100.00 7-weeks; application fee \$50.00; health insurance \$100.00

Housing • *Campus housing*: available year-round *Off-campus housing*: readily available *Room and board*: \$1,821.00 15-weeks
Board • board plan included in housing, 19 meals per week
Other information • *Established*: 1988 *Endorsements*: NAFAA principles (HE)

OREGON

1391
AMERICAN LANGUAGE ACADEMY, ASHLAND

Intensive English Program

c/o Southern Oregon State College
 1250 Siskiyou Boulevard
 Ashland OR 97520
Ph 541-552-6196
Fax 301-309-0202
E-mail alaor@mcimail.com

Academic year 1996/97
Intensive English Program

Hrs/wk:	Class	Lab
B:	25	3
LI:	25	3
I:	25	3
A:	25	3

IEP note • A: includes academic/professional preparation; CAI available
English for Specific Purposes • Test Preparation: TOEFL 2-4 hrs/wk
Terms • 10 weeks beginning March, June; 9 weeks beginning August, October
Longest break(s) • not applicable
Average class size • 10
Program size • 75 average term
Faculty • *Teachers*: 6 full-time, 3 part-time *Full-time teaching load*: 20 hours/week *Advanced degree ESL fields*: 4 full-time, 1 part-time
Eligibility • foreign nationals
Issues • I-20, IAP-66
Academic credit • not applicable *May take academic courses*: at Advanced level with approval of instructor, director
Tests • Institutional TOEFL
Services • academic counseling, academic placement, campus orientation, conversation partners, crosscultural activities, field trips, homestay, host family, housing assistance, international student adviser, personal/cultural counseling, recreational activities, visa/tax counseling
Costs • tuition \$2,795.00 term; application fee \$90.00; health insurance \$100.00; student services \$177.00
Housing • *Campus housing*: available year-round *Off-campus housing*: readily available, moderately priced; assistance in locating provided *Room and board*: \$1,140.00 10-weeks
Board • board plan included in housing
Other information • *Established*: 1981 *Member*: AAIEP *Endorsements*: TESOL standards, NAFAA principles

1392
AMERICAN LANGUAGE ACADEMY,
PORTLAND

Intensive English Program

c/o University of Portland
 5000 North Willamette Boulevard
 Portland OR 97203-5798
Ph 503-283-7449
Fax 301-309-0202
E-mail alapo@mcimail.com

Academic year 1996/97

Intensive English Program

Hrs/wk:	Class	Lab
B:	25	3
LI:	25	3
I:	25	3
A:	25	3

IEP note • CAI available

English for Specific Purposes • Test Preparation: TOEFL 2-4 hrs/wk

Terms • 10 weeks beginning March, June; 9 weeks beginning August, October

Longest break(s) • not applicable

Average class size • 11

Program size • 80 average term

Faculty • *Teachers:* 9 full-time, 4 part-time *Full-time teaching load:* 20 hours/week *Advanced degree ESL fields:* 5 full-time

Eligibility • foreign nationals

Issues • I-20, IAP-66

Academic credit • not applicable *May take academic courses:* at Advanced level with approval of instructor, director

Tests • Institutional TOEFL

Services • academic counseling, academic placement, campus orientation, conversation partners, crosscultural activities, field trips, homestay, host family, housing assistance, international student adviser, personal/cultural counseling, recreational activities, visa/tax counseling
Costs • tuition \$2,795.00 term; application fee \$90.00; health insurance \$100.00; student services \$135.00

Housing • *Campus housing:* available year-round *Off-campus housing:* readily available, moderately priced; assistance in locating provided *Room and board:* \$1,385.00 10-weeks

Board • board plan included in housing

Other information • *Established:* 1988 *Member:* AAIEP *Endorsements:* TESOL standards, NAFSA principles

Terms • 8 weeks beginning August, October, January, March, June

Longest break(s) • not applicable

Average class size • 8

Program size • 35 average term

Distribution • Africa 5%; Americas 5%; Asia/Oceania 60%; Europe, Eastern 10%; Middle East/North Africa 20%

Faculty • *Teachers:* 1 full-time, 9 part-time *Full-time teaching load:* 12 hours/week *Advanced degree ESL fields:* 7 part-time *Administrators:* 1 part-time

Eligibility • international students with academic admission to host institution

Issues • I-20. I-20 includes academic admission conditional on English language proficiency

Academic credit • 10 undergraduate degree credits for ESL replacing foreign language *May take academic courses:* with program director's approval

Tests • Institutional TOEFL, Michigan tests

Services • academic counseling, academic placement, field trips, homestay, host family, personal/cultural counseling, recreational activities, tutoring

Costs • tuition \$2,625.00 8-weeks; application fee \$50.00; health insurance \$355.00

Financial aid • work-study

Housing • *Campus housing:* available year-round

Off-campus housing: readily available, moderately priced
Room: \$450.00 8-weeks

Board • board plan \$375.00-\$475.00 8-weeks

Other information • *Established:* 1984 *Endorsements:* TESOL standards, NAFSA principles (HE) (P + C)

1394

ENGLISH LANGUAGE STUDY CENTER,
MONMOUTH

Intensive English Program

at Western Oregon State College
 300 North Stadium Drive
 Monmouth OR 97361
Ph 800-852-0969, 503-838-4375
Fax 503-838-4476

Academic year 1996/97

Intensive English Program

Hrs/wk:	Class
B:	23
LI:	23
I:	23
A:	23

English for Specific Purposes • Business 17 hrs/wk, Test Preparation: TOEFL 2 hrs/wk

Terms • 5 weeks beginning August, September, November, January, February, March, April, June, July

Longest break(s) • not applicable

Average class size • 11

Program size • 60 average term

Distribution • Americas 10%; Asia/Oceania 70%; Europe, Western 5%; Middle East/North Africa 15%

Faculty • *Teachers:* 4 full-time, 2 part-time *Full-time teaching load:* 23 hours/week *Advanced degree ESL fields:* 3 full-time, 2 part-time *Administrators:* 2 full-time

Eligibility • international students with academic admission to host institution or planning US study

Issues • I-20

Academic credit • not applicable *May take academic courses:* with instructor's approval and TOEFL 460; may take 1-2 academic courses

Tests • Institutional TOEFL, Michigan tests

Services • academic counseling, campus orientation, field trips, homestay, personal/cultural counseling, recreational activities

1393
CONCORDIA UNIVERSITY, PORTLAND

English Language School

2811 Northeast Holman
 Portland OR 97211
Ph 503-288-9371
Fax 503-280-8531

Academic year 1996/97

Intensive English Program

Hrs/wk:	Class	Lab
B:	16	3
LI:	16	3
I:	16	3
A:	13	3

IEP note • 3 hours electives available; 1 hour orientation optional

English for Specific Purposes • Test Preparation: TOEFL 5 hrs/wk

Costs • tuition \$775.00 5-weeks; application fee \$75.00; activities fee \$75.00; books and placement test \$150.00 -\$175.00; health insurance \$38.00 month

Housing • *Campus housing*: available year-round
Off-campus housing: difficult to find, moderately priced; assistance in locating provided *Room and board*: \$1,200.00-\$1,300.00 10-weeks

Board • board plan included in housing

Other information • *Established*: 1986 *Member*: AAIEP
Endorsements: TESOL standards, NAFSA principles

1395

GEORGE FOX UNIVERSITY

English Language Institute

Newberg OR 97132

Ph 503-538-8383

Fax 503-537-3834

E-mail miancu@foxmail.gfc.edu

URL <http://www.gfc.edu>

Academic year 1996/97

Intensive English Program

Hrs/wk:	Class	Lab	Tutorial
B:	14	3	2
LI:	14-16	3	2
I:	14-16	3	2
A:	17-18	3	4

IEP note • 2-4 hours field trips

Terms • 15 weeks beginning September, January

Longest break(s) • not applicable

Average class size • 8

Program size • 15 average term

Distribution • Asia/Oceania 100%

Faculty • *Teachers*: 2 full-time, 4 part-time *Full-time teaching load*: 16 hours/week *Advanced degree ESL fields*: 2 full-time, 2 part-time *Administrators*: 1 part-time

Eligibility • foreign nationals

Issues • I-20. I-20 includes academic admission conditional on English language proficiency

Academic credit • 15 undergraduate degree credits for ESL replacing electives *May take academic courses*: with instructor's approval

Tests • Institutional TOEFL

Services • academic counseling, field trips, personal/cultural counseling

Costs • tuition \$5,150.00 15-weeks; application fee \$30.00; activities fee \$220.00; health insurance \$475.00 year

Housing • *Campus housing*: available academic year
Off-campus housing: difficult to find, expensive *Room and board*: \$4,640.00 30-weeks

Board • board plan included in housing

Other information • *Established*: 1987 (HE) (P + C)

1396

INTENSIVE ENGLISH INSTITUTE, PORTLAND

Intensive English Program

506 Southwest Sixth Avenue

Portland OR 97204

Ph 503-220-2506

Fax 503-220-2511

Academic year 1995/96

Intensive English Program

Hrs/wk:	Class	Lab
B:	18	2
LI:	18	2
I:	18	2
A:	18	2

English for Specific Purposes • Business 2 hrs/wk, Test Preparation: TOEFL 4 hrs/wk

Terms • 8 weeks beginning September, October, January, March, May, July

Longest break(s) • not applicable

Average class size • 8

Program size • 40 average term

Distribution • Americas 3%; Asia/Oceania 56%; Europe, Eastern 8%; Europe, Western 3%; Middle East/North Africa 30%

Faculty • *Teachers*: 4 full-time, 1 part-time *Full-time teaching load*: 22 hours/week *Advanced degree ESL fields*: 4 full-time *Administrators*: 2 full-time

Eligibility • all applicants

Issues • I-20. I-20 includes academic admission conditional on meeting admissions requirements

Academic credit • not applicable *May take academic courses*: with adequate English language proficiency

Tests • Michigan tests, TOEIC

Services • academic counseling, academic placement, campus orientation, conversation partners, crosscultural activities, field trips, homestay, host family, housing assistance, international student adviser, personal/cultural counseling, recreational activities, visa/tax counseling

Costs • tuition \$1,395.00 8-weeks; application fee \$95.00; activities fee \$50.00; health insurance \$84.00; homestay placement fee \$100.00 (optional)

Housing • *Campus housing*: no campus housing
Off-campus housing: readily available, moderately priced; assistance in locating provided

Board • no board plan

Other information • *Established*: 1988 *Member*: AAIEP
Endorsements: TESOL standards, NAFSA principles

1397

LANE COMMUNITY COLLEGE

International ESL Program

1059 Willamette Street

Eugene OR 97401

Ph 541-747-4501

Fax 541-744-3991

E-mail johnsonn@lanec.edu

Academic year 1995/96

Intensive English Program

Hrs/wk:	Class	Lab
B:	17	5
LI:	19	5
I:	19	5
A:	10	2

English for Specific Purposes • Test Preparation: TOEFL 4 hrs/wk

Terms • 12 weeks beginning September; 11 weeks beginning January, March; 8 weeks beginning June

Longest break(s) • not applicable

Average class size • 18

Program size • 320 average term

Distribution • Americas 55%; Asia/Oceania 35%; Europe, Eastern 5%; Europe, Western 3%; Middle East/North Africa 2%

Faculty • *Teachers*: 4 full-time, 11 part-time *Full-time teaching load*: 18 hours/week *Advanced degree ESL fields*: 3 full-time, 11 part-time *Administrators*: 1 full-time, 2 part-time

Eligibility • all applicants

Issues • I-20

Academic credit • 9 undergraduate degree credits for ESL
May take academic courses

Tests • no information provided

Services • academic counseling, academic placement, campus orientation, conversation partners, crosscultural activities, field trips, homestay, housing assistance, international student adviser, personal/cultural counseling, recreational activities, visa/tax counseling

Costs • tuition \$1,674.00 11-weeks; activities fee \$57.00; health insurance \$134.00

Housing • *Campus housing:* no campus housing
Off-campus housing: readily available, moderately priced; assistance in locating provided

Board • board plan

Other information • *Established:* 1993 (HE) (P + C)

1398
LEWIS AND CLARK COLLEGE

Institute for the Study of American Language and Culture

LC Box 125
0615 Southwest Palatine Hill Road
Portland OR 97219-7899
Ph 503-768-7310
Fax 503-768-7320
E-mail isalc@lclark.edu
URL <http://www.lclark.edu/~isalc>

Academic year 1996/97

Intensive English Program

Hrs/wk:	Class
B:	20
LI:	20
I:	20
A:	20

IEP note • 1-5 hours language lab, CAI

English for Specific Purposes • Business 5 hrs/wk, Communications 5 hrs/wk, Science 5 hrs/wk, Test Preparation: TOEFL 5 hrs/wk

Terms • 15 weeks beginning August, January; 12 weeks beginning May

Longest break(s) • not applicable

Average class size • 13

Program size • 80 average term

Distribution • Americas 5%; Asia/Oceania 35%; Europe, Eastern 5%; Middle East/North Africa 55%

Faculty • *Teachers:* 7 full-time, 2 part-time *Full-time teaching load:* 15 hours/week *Advanced degree ESL fields:* 7 full-time, 2 part-time *Administrators:* 1 full-time

Eligibility • foreign nationals

Issues • I-20

Academic credit • 12 undergraduate degree credits for ESL replacing electives *May take academic courses:* with adequate English language proficiency and instructor's approval

Tests • International TOEFL, Michigan tests

Services • academic counseling, academic placement, field trips, personal/cultural counseling, recreational activities, friendship family

Costs • tuition \$4,290.00 15-weeks; application fee \$45.00; health insurance \$218.00; activities fee included in tuition

Housing • *Campus housing:* available year-round
Off-campus housing: difficult to find, moderately priced; assistance in locating provided *Room and board:* \$2,720.00 15-weeks

Board • board plan included in housing

Other information • *Established:* 1972 *Member:* UCIEP, AAIEP *Endorsements:* TESOL standards, NAFSA principles (HE)

1399
OREGON STATE UNIVERSITY

English Language Institute

Snell Hall 301
Corvallis OR 97331-1632
Ph 541-737-2464
Fax 541-737-0871
E-mail chambere@ccmail.orst.edu
URL <http://www.orst.edu/Dept/eli>

Academic year 1995/96

Intensive English Program

Hrs/wk:	Class
LI:	18
I:	18
A:	18

IEP note • Class hours include language lab

English for Specific Purposes • Other: Specialized Programs upon Request

Terms • 11 weeks beginning September, January, March; 8 weeks beginning June

Longest break(s) • not applicable

Average class size • 15

Program size • 196 average term

Distribution • Africa 3%; Americas 3%; Asia/Oceania 78%; Europe, Eastern 2%; Middle East/North Africa 14%

Faculty • *Teachers:* 20 full-time, 10 part-time *Full-time teaching load:* 15 hours/week *Advanced degree ESL fields:* 19 full-time, 10 part-time *Administrators:* 1 full-time, 3 part-time

Eligibility • foreign nationals

Issues • I-20

Academic credit • 6 undergraduate degree credits for ESL replacing electives *May take academic courses:* with adequate English language proficiency (TOEFL 500) and conditional admission

Tests • Institutional TOEFL, Michigan tests

Services • academic counseling, conversation partners, field trips, personal/cultural counseling, recreational activities, self-study lab

Costs • tuition \$2,075.00 11-weeks; application fee \$50.00; activities fee \$250.00; health insurance \$180.00

Housing • *Campus housing:* available year-round
Off-campus housing: readily available, moderately priced; assistance in locating provided *Room and board:* \$1,424.00 11-weeks

Board • board plan included in housing

Other information • *Established:* 1965 *Member:* UCIEP, AAIEP *Endorsements:* TESOL standards, NAFSA principles (HE) (P + C)

1400
PACIFIC UNIVERSITY

English Language Institute

UC Box 661
Forest Grove OR 97116
Ph 503-359-2896
Fax 503-359-2251
E-mail maxfielb@pacificu.edu

Academic year 1996/97

Intensive English Program

Hrs/wk:	Class
B:	20
LI:	22
I:	22
A:	22

IEP note • B, LI, I, A: 2-4 hours language lab optional

English for Specific Purposes • Medicine



Terms • 7 weeks year-round except August (special programs for sister univs in August)
Longest break(s) • 3 weeks beginning December
Average class size • 12
Program size • 35 average term
Distribution • Americas 20%; Asia/Oceania 48%; Europe, Western 10%; Middle East/North Africa 15%; Other/Unknown 7%
Faculty • *Teachers*: 3 full-time, 2 part-time *Full-time teaching load*: 18 hours/week *Advanced degree ESL fields*: 3 full-time, 2 part-time *Administrators*: 1 full-time
Eligibility • all applicants
Issues • I-20, IAP-66
Academic credit • not offered *May take academic courses*: with TOEFL 525
Tests • Institutional TOEFL, Michigan tests
Services • academic counseling, academic placement, campus orientation, conversation partners, cross-cultural activities, field trips, homestay, host family, international student adviser, personal/cultural counseling, recreational activities
Costs • tuition \$1,600.00 7-weeks; application fee \$40.00; activities fee \$55.00; health insurance \$40.00 month
Housing • *Campus housing*: available year-round *Off-campus housing*: moderately priced *Room*: \$990.00 15-weeks
Board • board plan \$480.00 7-weeks
Other information • *Established*: 1983 *Endorsements*: TESOL standards, NAFSA principles (HE) (P + C)

1401

UNIVERSITY OF OREGON

Academic Orientation for International Students of Business (Pre-MBA)

American English Institute
 107 Pacific Hall
 Eugene OR 97403-5212
Ph 541-346-3945
Fax 541-346-3917
E-mail aei@oregon.uoregon.edu
URL <http://babel.uoregon.edu/aei.html>

Academic year 1996/97

Academic Orientation for International Students of Business

English for Specific Purposes • Business 25 hrs/wk
Minimum English language proficiency required: TOEFL 550 *Hrs/wk*: 24-26 hours class *Program prepares international students to meet the linguistic and cultural demands of graduate programs in business and economics*.

Terms • 8 weeks beginning June
Longest break(s) • not applicable
Average class size • 10

Program size • 11 average term

Faculty • *Teachers*: 3 full-time *Advanced degree ESL fields*: 3 full-time *Administrators*: 1 part-time

Eligibility • international students planning US study in business, economics or international studies graduate program

Issues • I-20

Academic credit • not offered *May take academic courses*: as part of program

Tests • Michigan tests

Services • academic counseling, airport meeting, recreational activities, university facilities

Costs • tuition \$3,150.00 8-weeks; application fee \$50.00; health insurance \$161.00; activities fee included in tuition

Housing • *Campus housing*: available summer only
Off-campus housing: moderately priced; assistance in locating provided

Board • board plan

Other information • *Established*: 1991 *Member*: UCIEP (HE)

1402

UNIVERSITY OF OREGON

American English Institute

Eugene OR 97403
Ph 541-346-3945
Fax 541-346-3917
E-mail aei@oregon.uoregon.edu
URL <http://babel.uoregon.edu/aei.html>

Academic year 1996/97

Intensive English Program

Hrs/wk:	Class	Lab	CAI
B:	20	2	1
LI:	20-26		3
I:	20-26		2
A:	20-26		2

IEP note • Language lab and tutorial available

English for Specific Purposes • Business 2-3 hrs/wk, Teaching Assistants 3 hrs/wk, Test Preparation: TOEFL 3 hrs/wk

Terms • 10 weeks beginning September, January, April, June

Longest break(s) • not applicable

Average class size • 15

Program size • 180 average term

Distribution • Americas 1%; Asia/Oceania 87%; Europe, Eastern 1%; Middle East/North Africa 11%

Faculty • *Teachers*: 25 full-time, 5 part-time *Full-time teaching load*: 18 hours/week *Advanced degree ESL fields*: 25 full-time, 3 part-time *Administrators*: 1 full-time, 6 part-time

Eligibility • foreign nationals

Issues • I-20

Academic credit • not offered *May take academic courses*: at Advanced level with academic adviser's approval

Tests • Institutional TOEFL, Michigan tests

Services • academic counseling, field trips, homestay, host family, personal/cultural counseling, recreational activities, tutoring

Costs • tuition \$1,950.00 10-weeks; application fee \$40.00; activities fee \$264.00; health insurance \$170.00; late fee \$30.00; homestay placement fee \$75.00

Housing • *Campus housing*: available year-round
Off-campus housing: difficult to find, moderately priced
Room and board: \$1,777.00 10-weeks

Board • board plan included in housing

Other information • *Established*: 1978 *Member*: UCIEP (HE)

1403

WARNER PACIFIC COLLEGE

English as a Foreign Language Program

2219 Southeast 68th Avenue
 Portland OR 97215
Ph 800-582-7885, 503-788-7457, 503-775-4366
Fax 503-788-7425
E-mail admiss@warnerpacific.edu
URL <http://www.warnerpacific.edu>

Academic year 1996/97

Intensive English Program

Hrs/wk:	Class	Lab
B:	18	2
LI:	18	2
I:	18	2
A:	18	2

English for Specific Purposes • Other: Library/Research 3 hrs/wk

Terms • 15 weeks beginning August, January; 10 weeks beginning May

Longest break(s) • 4 weeks beginning December, May, July

Average class size • 6

Program size • 20 average term

Distribution • Africa 5%; Asia/Oceania 90%; Europe, Eastern 5%

Faculty • Teachers: 3 full-time, 1 part-time *Full-time teaching load:* 12 hours/week *Advanced degree ESL fields:* 3 full-time, 1 part-time

Eligibility • foreign nationals

Issues • I-20. I-20 includes academic admission

Academic credit • 20 undergraduate degree credits for ESL replacing foreign language or replacing electives *May take academic courses:* at Advanced level

Tests • International TOEFL

Services • academic counseling, academic placement, field trips, homestay, host family, personal/cultural counseling, recreational activities

Costs • tuition \$4,750.00 15-weeks; application fee \$25.00; health insurance \$343.00; student body fee \$51.00; health services \$20.00; annual parking \$30.00

Housing • Campus housing: available year-round *Off-campus housing:* readily available, moderately priced; assistance in locating provided *Room and board:*

\$3,750.00-\$4,150.00 academic year

Board • board plan included in housing; no board plan in summer

Other information • *Established:* 1980 (HE) (P+C)

Faculty • Teachers: 8 full-time, 5 part-time *Full-time teaching load:* 20 hours/week *Advanced degree ESL fields:* 5 full-time, 2 part-time

Eligibility • foreign nationals

Issues • I-20, IAP-66

Academic credit • not applicable *May take academic courses:* at Advanced level with approval of instructor, director

Tests • Institutional TOEFL

Services • academic counseling, academic placement, campus orientation, conversation partners, crosscultural activities, field trips, homestay, host family, housing assistance, international student adviser, personal/cultural counseling, recreational activities, visa/tax counseling

Costs • tuition \$2,795.00 term; application fee \$90.00; health insurance \$100.00; student services \$150.00

Housing • Campus housing: available year-round *Off-campus housing:* readily available, moderately priced; assistance in locating provided *Room and board:* \$1,848.00 10-weeks

Board • board plan included in housing

Other information • *Established:* 1975 *Member:* AAIEP

Endorsements: TESOL standards, NAFSA principles

1405

DREXEL UNIVERSITY

Intensive Program

English Language Center

229 North 33rd Street

Philadelphia PA 19104

Ph 215-895-2022

Fax 215-895-6775

E-mail qvelc@dsvm.drexel.edu

URL http://www.drexel.edu

Academic year 1995/96

Intensive English Program

Hrs/wk:	Class	Lab
B:	15	2
LI:	15	2
I:	15	2
A:	15	2

IEP note • B, LI, I, A: 3-12 hours electives

English for Specific Purposes • Business 6 hrs/wk, Engineering 3 hrs/wk, Graduate Study 9 hrs/wk, Teaching Assistants 4 hrs/wk, Test Preparation: unspecified test 3 hrs/wk

Terms • 11 weeks beginning September, January, April, June; 6 weeks beginning October, February, May, July

Longest break(s) • not applicable

Average class size • 10

Program size • 120 average term

Distribution • Africa 1%; Americas 12%; Asia/Oceania 59%; Europe, Eastern 4%; Europe, Western 11%; Middle East/North Africa 13%

Faculty • Teachers: 9 full-time, 17 part-time *Full-time teaching load:* 15 hours/week *Advanced degree ESL fields:* 9 full-time, 11 part-time *Administrators:* 3 full-time, 2 part-time

Eligibility • foreign nationals

Issues • I-20. I-20 includes academic admission conditional on meeting admissions requirements

Academic credit • 9 undergraduate degree credits for ESL *May take academic courses:* at Advanced level with program director's approval

Tests • Institutional TOEFL, CELT, SPEAK, TWE

Services • academic counseling, academic placement, field trips, homestay, personal/cultural counseling, recreational activities, sports program

Costs • tuition \$1,740.00; application fee \$35.00; health insurance \$125.00; late payment \$50.00

PENNSYLVANIA

1404

**AMERICAN LANGUAGE ACADEMY,
PHILADELPHIA (GLENSIDE)**

Intensive English Program

c/o Beaver College

Glenside PA 19038-3293

Ph 215-885-5500

Fax 301-309-0202

E-mail 0002498324@mcimail.com

Academic year 1996/97

Intensive English Program

Hrs/wk:	Class	Lab
B:	25	3
LI:	25	3
I:	25	3
A:	25	3

IEP note • A: includes academic/professional preparation; CAI available

English for Specific Purposes • Test Preparation: TOEFL 4 hrs/wk

Terms • 10 weeks beginning March, June; 9 weeks beginning August, October

Longest break(s) • not applicable

Average class size • 11

Program size • 80 average term



Financial aid • 1 fellowship awarded for continuing student
Housing • *Campus housing*: available year-round
Off-campus housing: readily available, moderately priced; assistance in locating provided *Room*: \$112.00 1-week
Board • board plan \$77.00 1-weeks
Other information • *Established*: 1989 *Member*: UCIEP, AAJEP *Endorsements*: TESOL standards, NAFSA principles (HE) (P + C)

1406

DREXEL UNIVERSITY

Preparation for International Teaching Assistants

English Language Center
 229 North 33rd Street
 Philadelphia PA 19104
Ph 215-895-4955
Fax 215-895-6775

Academic year 1995/96

Preparation for International Teaching Assistants

English for Specific Purposes • Teaching Assistants
Minimum English language proficiency required: TOEFL 550 *Hrs/wk*: 15 hours class, 8 hours tutorial and cultural activities *Intensive summer program of language, teacher training and cultural orientation*

Terms • 5 weeks beginning August

Longest break(s) • not applicable

Average class size • 13

Program size • 26 summer

Faculty • *Teachers*: 2 full-time, 1 part-time

Eligibility • international students with academic admission to host institution

Issues • I-20

Academic credit • not offered

Tests • SPEAK

Services • no information provided

Costs • University pays tuition and health insurance

Financial aid • expense allowance of \$250.00 month available

Housing • *Campus housing*: available summer only

Off-campus housing: not available *Room*: paid by university

Board • no board plan

Other information • *Established*: 1980 *Member*: UCIEP, AAJEP *Endorsements*: TESOL standards, NAFSA principles (HE) (P + C)

1407

DUQUESNE UNIVERSITY

Intensive English Program

College Hall
 Pittsburgh PA 15282-1704
Ph 412-396-5092, 412-396-6113
Fax 412-396-5197
E-mail giannott@duq2.cc.duq.edu

Academic year 1996/97

Intensive English Program

Hrs/wk:	Class	Lab
B:	16	4
LI:	16	4
I:	4-16	4
A:	4-16	4

IEP note • I, A: may take academic courses; tutorial available

English for Specific Purposes • Business 4 hrs/wk, Graduate Study 8 hrs/wk, Teaching Assistants 4 hrs/wk, Test Preparation: TOEFL 2 hrs/wk, Other: Computers 2 hrs/wk
Terms • 15 weeks beginning August, January; 12 weeks beginning May

Longest break(s) • not applicable

Average class size • 12

Program size • 100 average term

Distribution • Africa 3%; Americas 2%; Asia/Oceania 57%; Europe, Eastern 4%; Europe, Western 1%; Middle East/North Africa 24%; Other/Unknown 9%

Faculty • *Teachers*: 3 full-time, 7 part-time *Full-time teaching load*: 8 hours/week *Advanced degree ESL fields*: 3 full-time, 7 part-time *Administrators*: 2 full-time, 1 part-time

Eligibility • all applicants

Issues • I-20, IAP-66. I-20 includes academic admission conditional on meeting admissions requirements

Academic credit • 6 undergraduate degree credits for ESL replacing foreign language or electives in some schools within university *May take academic courses*: with English language proficiency if academically admissible and with program director's approval

Tests • International, Institutional TOEFL, Michigan tests

Services • academic counseling, academic placement, airport meeting, field trips, host family, personal/cultural counseling, recreational activities

Costs • tuition \$2,500.00 15-weeks; application fee \$45.00; activities fee \$750.00; placement testing fee \$50.00; health insurance \$800.00 year, \$300.00 semester

Housing • *Campus housing*: available year-round
Off-campus housing: moderately priced; assistance in locating provided *Room and board*: \$2,975.00 15-weeks

Board • board plan included in housing

Other information • *Established*: 1986 *Endorsements*: TESOL standards, NAFSA principles (HE) (P + C)

1408

ELS LANGUAGE CENTERS, PHILADELPHIA

Intensive English Program

c/o St Joseph's University
 5414 Overbrook Avenue
 Philadelphia PA 19131
Ph 215-473-4430
Fax 215-473-3220
E-mail phi@els.com
URL <http://www.els.com>

Academic year 1995/96

Intensive English Program

Hrs/wk:	Class	Multimedia Lab
B:	25	5
LI:	25	5
I:	25	5
A:	25	5

IEP note • LI, I, A: May take special interest classes in lieu of multimedia lab

English for Specific Purposes • Business 30 hrs/wk, Test Preparation: TOEFL 30 hrs/wk, Other: Teacher Training

Terms • 4 weeks, year-round

Longest break(s) • not applicable

Average class size • 15

Program size • 115 average term

Faculty • *Teachers*: 12 full-time, 2 part-time *Full-time teaching load*: 30 hours/week *Advanced degree ESL fields*: 10 full-time *Administrators*: 4 full-time

Eligibility • all applicants

Issues • I-20, IAP-66

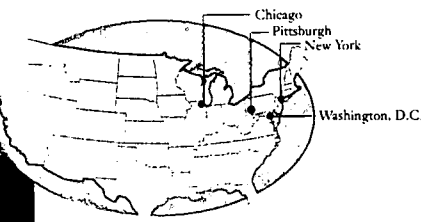
Academic credit • not applicable *May audit academic courses*: at Advanced level

ENGLISH LANGUAGE INSTITUTE

UNIVERSITY OF PITTSBURGH



- More than 30 years of experience in teaching ESL to college-bound students or those who simply want to improve their English.
- 20 hours of class per week.
- Intermediate, high intermediate, and advanced courses.
- 15-week courses beginning in January, May, and September. 7-week course (advanced only) beginning in June.
- A variety of social activities, including movies, field trips, and conversational get togethers.
- You will become part of a large University community with access to all University facilities and events.
- Tuition for a 15-week course is \$2,625. Tuition for a 7-week course is \$1,300.
- Pittsburgh is an urban center with many cultural activities. It has often been named one of America's most livable cities.



For more information and an application, mail in the form below.



University of Pittsburgh

*English Language Institute, Department of Linguistics
University of Pittsburgh
2816 Cathedral of Learning, Box 203
Pittsburgh, PA 15260 USA
Fax: 1-412-624-6130 E-mail: elipitt+@pitt.edu*

Please send me more information about the English Language Institute.

Name _____

Number and Street _____

City and Country _____

The University of Pittsburgh is an affirmative action, equal opportunity institution.

IIE Books

**provides the most
complete information
on international study**

Use this form to order all IIE publications. Make checks payable to IIE BOOKS. Add \$4 per book for U.S. shipping and handling. Overseas add \$16 for the first book plus \$8 per each additional book. Allow 3-6 weeks for delivery. For overnight priority handling, add \$10/book. Check boxes next to titles you wish to order.

To Order IIE Books

Name _____

Title/Institution _____

Address _____

City _____

State _____ Zip _____

Telephone _____

Check (made payable to IIE Books)

Visa Mastercard

Credit card information:

Number _____

Expiration date _____

Name _____

Signature _____

For 46 years, IIE Books has been the standard reference resource on study abroad for U.S. students and adult learners. The Institute of International Education is the largest U.S. higher educational exchange agency. IIE, a not-for-profit organization, has over 650 college and university members in the U.S. and other nations.

International Exchange

English Language and Orientation Programs in the United States **\$42.95**

The standard ESL resource, featuring over 1,000 programs and courses offered by accredited US higher educational institutions and language schools.

Resources on Financial Aid

Funding for U.S. Study: A Guide for International Students and Professionals **\$39.95**

Describes hundreds of grants and fellowships offered by governments, foundations, and international organizations.

Statistical Research

Open Doors 1995/96 **\$39.95**

Reports on IIE's annual census of 450,000 international students in the US. Extended analyses of student mobility worldwide putting US and international student flows in global perspective.




Fax Your Order To:

301-206-9789, or

Email: iiebooks@pmds.com

Visit IIE Books on the World Wide Web at:

www.iie.org/svcs/books.htm



IIE BOOKS

Institute of International Education

P.O. Box 371

Annapolis Junction, MD 20701-0371

Tel: 800-445-0443

A special English Language and Culture Orientation Program for international students who:

- ◆ want to obtain a bachelor's degree (open to women only) at Chatham College
- ◆ want to study for a short period (up to a year) and obtain a certificate from Chatham
- ◆ want to enter another United States college or university

You can choose any number of weeks, anytime during the academic year or summer (minimum of five weeks is recommended). If you have TOEFL scores below 500, Chatham can provide you with special assistance.

The program includes:

- ◆ Intensive English—reading and writing, grammar and vocabulary building
- ◆ Cross-cultural communication
- ◆ Field trips to cultural and entertainment sites in Pittsburgh

About Chatham College:

A leader in women's education since 1869, Chatham College is located in the Shadyside/Squirrel Hill neighborhood—within close proximity of downtown Pittsburgh and within walking distance of entertainment, fashion boutiques, and restaurants.

For a brochure and an application, contact:

Dr. Shaik Ismail
Chatham College
Woodland Road
Pittsburgh, PA 15232

Telephone: 412-365-1155
Fax: 412-365-1609
E-mail: ismail@chatham.edu

Tests • Institutional TOEFL, TOEIC, Cambridge
Services • academic counseling, academic placement, airport meeting, crosscultural activities, field trips, homestay, housing assistance, personal/cultural counseling, recreational activities, telephone card
Costs • tuition \$1,160.00 4-weeks; application fee \$100.00; health insurance \$35.00
Housing • *Campus housing*: available year-round
Off-campus housing: readily available, moderately priced; assistance in locating provided *Room and board*: \$765.00 4-weeks
Board • board plan included in housing
Other information • *Established*: 1961 *Member*: AAIEP
Endorsements: TESOL standards, NAFSA principles

1409
GWYNEDD-MERCY COLLEGE

Program for American Culture and English (PACE)

Sumneytown Pike
 Gwynedd Valley PA 19437
Ph 800-342-5462, 215-641-5544
Fax 215-542-4607

Academic year 1996/97

Intensive English Program

Hrs/wk:	Class	Lab	Tutorial
B:	15	5	3
LI:	18	4	3
I:	18	4	3

IEP note • B, LI: 5 hours electives; I: 3 hours electives
English for Specific Purposes • Business, Communications
Terms • 16 weeks beginning August, January; 6 weeks beginning May, July
Longest break(s) • not applicable
Average class size • 10
Program size • 36 average term
Distribution • Africa 3%; Americas 5%; Asia/Oceania 85%; Europe, Eastern 1%; Europe, Western 2%; Middle East/North Africa 4%
Faculty • *Teachers*: 3 full-time, 5 part-time *Full-time teaching load*: 15 hours/week *Advanced degree ESL fields*: 3 full-time, 3 part-time *Administrators*: 1 full-time, 1 part-time
Eligibility • foreign nationals with secondary school certificate
Issues • I-20. I-20 includes academic admission conditional on meeting admissions requirements
Academic credit • not offered *May take academic courses*: with adequate English language proficiency (TOEFL 500 or MTLT 85)
Tests • International TOEFL, Michigan tests
Services • academic counseling, conversation partners, field trips, personal/cultural counseling, recreational activities, tutorial, prayer/meditation room
Costs • tuition \$2,800.00 16-weeks; application fee \$50.00; health insurance \$37.00 month under 25 years of age
Housing • *Campus housing*: available year-round
Off-campus housing: expensive; assistance in locating provided *Room and board*: \$2,900.00 16-weeks
Board • board plan included in housing
Other information • *Established*: 1986 *Endorsements*: TESOL standards, NAFSA principles (HE) (P + C)

1410
HARRISBURG AREA COMMUNITY COLLEGE

Intensive English Program

One Hacc Drive
 Harrisburg PA 17110-2999
Ph 717-780-2400
Fax 717-231-7674

Academic year 1996/97

Intensive English Program

Hrs/wk:	Class	Lab
B:	10	5
LI:	10	5
I:	10	5
A:	10	5

Terms • 12 weeks beginning May; 8 weeks beginning August, October, January, March
Longest break(s) • not applicable
Average class size • 20
Program size • 120 average term
Faculty • *Teachers*: 2 full-time, 5 part-time *Full-time teaching load*: 15 hours/week *Advanced degree ESL fields*: 2 full-time, 5 part-time
Eligibility • international students with academic admission to US college/university
Issues • I-20
Academic credit • not offered *May take academic courses*: at Intermediate level
Tests • Michigan tests
Services • academic counseling, academic placement, campus orientation, personal/cultural counseling, recreational activities
Costs • tuition \$4,194.00 32-weeks; application fee \$25.00; activities fee \$4.00
Housing • *Campus housing*: no campus housing
Off-campus housing: readily available, moderately priced; assistance in locating provided
Board • no board plan
Other information • *Established*: 1975 *Endorsements*: NAFSA principles (HE) (P + C)

1411
IMMACULATA COLLEGE

English Proficiency for International Students

King Road
 Box 694
 Immaculata PA 19345
Ph 610-647-4400
Fax 610-251-1668

Academic year 1996/97

Intensive English Program

Hrs/wk:	Class	Lab	Tutorial
B:	20	5	3
LI:	20	5	3
I:	20	5	3
A:	20	1	3

IEP note • 6 hours field trips
Terms • 7 weeks beginning September, October, January, March
Longest break(s) • 1 week beginning April
Average class size • 8
Program size • 24 average term
Distribution • Americas 90%; Europe, Western 10%
Faculty • *Teachers*: 1 full-time, 5 part-time *Full-time teaching load*: 10 hours/week *Advanced degree ESL fields*: 1 full-time, 3 part-time *Administrators*: 1 full-time, 1 part-time
Eligibility • women students minimum 16 years of age

Issues • I-20

Academic credit • 6 undergraduate degree credits for ESL replacing 2 electives *May take academic courses:* with 95 average score on placement test

Tests • Michigan tests

Services • academic counseling, academic placement, conversation partners, field trips, homestay, personal/cultural counseling, recreational activities, spiritual counseling, arrival-departure services

Costs • tuition \$2,550.00 7-weeks; application fee \$25.00; activities fee \$50.00; health insurance \$184.00

Housing • *Campus housing:* available academic year *Off-campus housing:* not available *Room:* \$747.00 7-weeks

Board • board plan \$619.00 7-weeks

Other information • *Established:* 1979 *Member:* AAIEP

Endorsements: NAFSA principles (HE) (P + C)

1413

JUNIATA COLLEGE

Intensive Academic ESL Program

1700 Moore Street
Huntingdon PA 16652
Ph 814-641-3183
Fax 814-641-3185
E-mail esl@juniata.edu

Academic year 1996/97

Intensive English Program

Hrs/wk:	Class	Lab
I:	20-25	3
A:	20-25	3

English for Specific Purposes • Test Preparation: unspecified test 5 hrs/wk

Terms • 14 weeks beginning September, January; 10 weeks beginning June

Longest break(s) • not applicable

Average class size • 11

Program size • 20 average term

Distribution • Americas 20%; Asia/Oceania 60%; Europe, Eastern 10%; Europe, Western 10%

Faculty • *Teachers:* 2 full-time *Full-time teaching load:* 25 hours/week *Advanced degree ESL fields:* 2 full-time

Administrators: 1 full-time

Eligibility • international students with academic admission to host institution or planning US study

Issues • I-20. I-20 includes academic admission conditional on meeting admissions requirements

Academic credit • 8 undergraduate degree credits for ESL *May take academic courses:* at Advanced level if academically admissible

Tests • Institutional TOEFL

Services • academic counseling, academic placement, campus orientation, conversation partners, crosscultural activities, field trips, host family, housing assistance, international student adviser, personal/cultural counseling, recreational activities, visa/tax counseling

Costs • tuition \$2,450.00 14-weeks; application fee \$30.00; health insurance \$80.00 -\$135.00 depending on coverage selected

Housing • *Campus housing:* available year-round *Off-campus housing:* not permitted *Room:* \$1,160.00 14-weeks

Board • board plan \$1,150.00 14-weeks

Other information • *Established:* 1993 *Endorsements:* TESOL standards, NAFSA principles (HE) (P + C)

1412

INDIANA UNIVERSITY OF PENNSYLVANIA

American Language Institute

212 Eicher Building
Indiana PA 15705
Ph 412-357-6944, 412-357-2402
Fax 412-357-5640
E-mail lstcong@grove.iup.edu

Academic year 1996/97

Intensive English Program

Hrs/wk:	Class	Lab	Computers
B:	15	3	3
I:	15	3	3
A:	15	3	3

English for Specific Purposes • Business, Education, Graduate Study, Other: Specialized Programs by Contract Only

Terms • 15 weeks beginning August, January; 10 weeks beginning June

Longest break(s) • not applicable

Average class size • 15

Program size • 45 average term

Distribution • Africa 2%; Americas 7%; Asia/Oceania 65%; Europe, Western 10%; Middle East/North Africa 15%; Other/Unknown 1%

Faculty • *Teachers:* 2 full-time, 10 part-time *Full-time teaching load:* 24 hours/week *Advanced degree ESL fields:* 2 full-time, 10 part-time

Administrators: 1 full-time, 2 part-time

Eligibility • foreign nationals

Issues • I-20. I-20 includes academic admission conditional on English language proficiency

Academic credit • *May take academic courses:* by application to Bridge Program

Tests • Institutional TOEFL, locally developed tests

Services • academic counseling, airport meeting, field trips, personal/cultural counseling, recreational activities

Costs • tuition \$2,100.00 15-weeks, \$1,500.00 10-weeks; application fee \$50.00; activities fee \$110.00; health service \$65.00

Housing • *Campus housing:* available year-round *Off-campus housing:* readily available, moderately priced; assistance in locating provided *Room:* \$1,000.00 15-weeks

Board • board plan \$650.00 15-weeks, 19 meals per week

Other information • *Established:* 1981 *Endorsements:*

TESOL standards, NAFSA principles (HE)

1414

KEYSTONE COLLEGE

Keystone Intensive English Program (KIEP)

PO Box 50
La Plume PA 18440-0200
Ph 800-824-2764, 717-945-5141, 717-945-6953
Fax 717-945-7916
E-mail admisns@keystone.edu
URL http://www.keystone.edu

Academic year 1996/97

Intensive English Program

Hrs/wk:	Class
LI:	22-26
I:	22-26
A:	22-26

IEP note • Class hours include language lab

English for Specific Purposes • Test Preparation: TOEFL 5 hrs/wk

Terms • 14 weeks beginning August, January; 8 weeks beginning June; students may enroll for half term
Longest break(s) • 1 week beginning April
Average class size • 8
Program size • 25 average term
Distribution • Americas 10%; Asia/Oceania 70%; Europe, Eastern 15%; Middle East/North Africa 5%
Faculty • *Teachers*: 3 full-time, 5 part-time *Full-time teaching load*: 22 hours/week *Advanced degree ESL fields*: 3 full-time, 5 part-time *Administrators*: 2 full-time
Eligibility • foreign nationals
Issues • I-20
Academic credit • not offered *May take academic courses*: if academically admissible
Tests • Institutional TOEFL, Michigan tests, SPEAK
Services • academic counseling, academic placement, field trips, host family, personal/cultural counseling, recreational activities
Costs • tuition \$1,800.00 14-weeks, \$1,170.00 8-weeks; application fee \$45.00; program fee \$165.00; health services, testing, books and materials \$265.00
Housing • *Campus housing*: available year-round *Off-campus housing*: difficult to find, moderately priced; assistance in locating provided *Room and board*: \$1,900.00 14-weeks, \$1,500.00 8-weeks
Board • board plan included in housing
Other information • *Established*: 1989 (HE) (P + C)

1415

LEHIGH CARBON COMMUNITY COLLEGE

Intensive English Program

4525 Education Park Drive
 Schnecksville PA 18078-2598
Ph 610-799-1156
Fax 610-799-1159
E-mail ppt4@lex.lccc.edu

Academic year 1996/97

Intensive English Program

Hrs/wk:	Class	Lab
LI:	14	6
I:	12	6

Terms • 16 weeks beginning August, January
Longest break(s) • 1 week beginning April
Average class size • 15
Program size • 75 average term
Distribution • Americas 40%; Asia/Oceania 30%; Europe, Eastern 5%; Middle East/North Africa 20%; Other/Unknown 5%
Faculty • *Teachers*: 1 full-time, 4 part-time *Full-time teaching load*: 12 hours/week *Advanced degree ESL fields*: 1 full-time, 1 part-time
Eligibility • foreign nationals
Issues • I-20
Academic credit • not offered *May take academic courses*: with adequate score on placement tests
Tests • Michigan tests, locally developed tests
Services • academic counseling, academic placement
Costs • tuition \$2,500.00 16-weeks; application fee \$25.00; activities fee included in tuition
Housing • *Campus housing*: no campus housing *Off-campus housing*: moderately priced; assistance in locating provided
Board • no board plan
Other information • *Established*: 1984 (HE) (P + C)

1416

OVERBROOK SCHOOL FOR THE BLIND

International Program

6333 Malvern Avenue
 Philadelphia PA 19151
Ph 215-878-8700
Fax 215-878-8886
E-mail 76244.1523@compuserve.com

Academic year 1995/96

Intensive English Program

Hrs/wk:	Class	Special Projects
LI:	16	2
I:	16	2
A:	16	2

IEP note • Language lab available
English for Specific Purposes • Business, Test Preparation: TOEFL, Other: Adaptive Technology for the Blind
Terms • 36 weeks beginning September
Longest break(s) • 1 week beginning December, March
Average class size • 7
Program size • 20 average term
Distribution • Africa 5%; Americas 5%; Asia/Oceania 15%; Europe, Eastern 40%; Europe, Western 25%; Middle East/North Africa 10%
Faculty • *Teachers*: 6 full-time *Full-time teaching load*: 20 hours/week *Advanced degree ESL fields*: 1 full-time *Administrators*: 2 full-time, 1 part-time
Eligibility • international students planning US study who are visually impaired
Issues • I-20
Academic credit • not applicable
Tests • International TOEFL
Services • academic placement, campus orientation, conversation partners, crosscultural activities, field trips, homestay, host family, personal/cultural counseling, recreational activities
Costs • tuition \$16,000.00 36-weeks; activities fee \$2,500.00; health insurance \$460.00; vision training/O&M \$2,500.00
Financial aid • available
Housing • *Campus housing*: available *Off-campus housing*: not permitted *Room and board*: included in tuition
Board • board plan included in tuition
Other information • *Established*: 1986 *Endorsements*: NAFA principles

1417

PENNSYLVANIA STATE UNIVERSITY

Intensive English Communication Program

301 Boucke Building
 University Park PA 16802
Ph 814-865-7550
Fax 814-863-5889
E-mail amf3@oas.psu.edu

Academic year 1996/97

Intensive English Program

Hrs/wk:	Class
B:	20
LI:	20
I:	20
A:	20

English for Specific Purposes • Graduate Study 5 hrs/wk
Terms • 16 weeks beginning August, January; 8 weeks beginning June
Longest break(s) • not applicable



Intensive English Communication Program

- ◆ Excellent community for language study
- ◆ Year-round intensive English instruction
- ◆ Well-qualified, professional faculty
- ◆ Innovative and flexible curriculum
- ◆ TOEFL preparation
- ◆ On-campus housing with American students
- ◆ Social and cultural activities
- ◆ Central location on campus

For more information :

Director, Intensive English Communication Program, The Pennsylvania State University
 301 Boucke Building, University Park, PA 16802
 phone (814) 865-7550; fax (814) 863-5889
 E-mail: IECP@cde.psu.edu
 Website: [http://www.cde.psu.edu/Intensive English/](http://www.cde.psu.edu/Intensive%20English/)

Penn State is an affirmative action, equal opportunity University. U.Ed.CES 92-216 LMd

Average class size • 12

Program size • 90 average term

Distribution • Americas 10%; Asia/Oceania 60%; Europe, Eastern 5%; Europe, Western 5%; Middle East/North Africa 20%

Faculty • *Teachers:* 5 full-time, 4 part-time *Full-time teaching load:* 20 hours/week *Advanced degree ESL fields:* 5 full-time, 1 part-time *Administrators:* 1 full-time

Eligibility • foreign nationals

Issues • I-20, IAP-66

Academic credit • not offered *May take academic courses:* at Advanced level

Tests • International TOEFL

Services • academic counseling, field trips, personal/cultural counseling, recreational activities

Costs • tuition \$2,750.00 16-weeks; application fee \$50.00; health insurance \$234.00 fall, \$383.00 spring

Housing • *Campus housing:* available year-round *Off-campus housing:* readily available *Room:* \$985.00 16-weeks

Board • board plan \$1,100.00 16-weeks

Other information • *Established:* 1979 *Endorsements:* TESOL standards, NAFA principles (HE) ◆

1418

POINT PARK COLLEGE

Intensive English Program

201 Wood Street
 Pittsburgh PA 15222
Ph 800-321-0129, 412-392-3925
Fax 412-391-1980

Academic year 1996/97

Intensive English Program

Hrs/wk:	Class	Lab
B:	16	4
LI:	16	4
I:	16	4
A:	16	4

IEP note • 2 hours new student orientation; 3 hours free open lab; Post-Advanced level available

English for Specific Purposes • Business 4-5 hrs/wk, Engineering 4-5 hrs/wk, Test Preparation: TOEFL 3 hrs/wk

Terms • 15 weeks beginning August, January; 12 weeks beginning May; open enrollment option to students with some English (tuition is pro-rated)

Longest break(s) • not applicable

Average class size • 12

Program size • 55 average term, 40 summer

Distribution • Africa 14%; Americas 14%; Asia/Oceania 51%; Europe, Eastern 2%; Europe, Western 7%; Middle East/North Africa 12%

Faculty • *Teachers:* 1 full-time, 7 part-time *Full-time teaching load:* 11 hours/week *Advanced degree ESL fields:* 1 full-time, 7 part-time *Administrators:* 1 full-time

Eligibility • foreign nationals

Issues • I-20. I-20 includes academic admission conditional on meeting admissions requirements
Academic credit • 13 undergraduate degree credits for ESL replacing electives *May take academic courses:* at Intermediate and Advanced level
Tests • Institutional TOEFL, Michigan tests
Services • academic counseling, academic placement, field trips, international student adviser, personal/cultural counseling, recreational activities, payment plans for deferred billing
Costs • tuition \$2,550.00 15-weeks; application fee \$30.00; activities fee \$27.00; health insurance \$200.00; testing fee \$50.00
Housing • *Campus housing:* available year-round
Off-campus housing: readily available, moderately priced; assistance in locating provided *Room:* \$1,250.00 15-weeks
Board • board plan \$1,286.00 15-weeks
Other information • *Established:* 1970 *Endorsements:* TESOL standards, NAFSA principles (HE) (P + C)

1419
TEMPLE UNIVERSITY

Intensive English Language Program

400 Seltzer Hall
 Philadelphia PA 19122
Ph 215-204-7899
Fax 215-204-6166
E-mail ielp@pop3.cris.com
URL <http://www.temple.edu/ielp>

Academic year 1996/97

Intensive English Program

Hrs/wk:	Class	Lab	Conversation
B:	20	4	2
LI:	20	4	2
I:	20	4	2
A:	20	4	2

IEP note • A: 4 hours academic bridge course
English for Specific Purposes • Business, Test Preparation: TOEFL
Terms • 14 weeks beginning September, January, May; 7 weeks beginning March, June, October
Longest break(s) • not applicable
Average class size • 11
Program size • 100 average term
Distribution • Africa 5%; Americas 15%; Asia/Oceania 50%; Europe, Eastern 5%; Europe, Western 5%; Middle East/North Africa 15%; Other/Unknown 5%
Faculty • *Teachers:* 8 full-time, 4 part-time *Full-time teaching load:* 20 hours/week *Advanced degree ESL fields:* 8 full-time, 4 part-time *Administrators:* 4 full-time, 3 part-time
Eligibility • foreign nationals
Issues • I-20, IAP-66
Academic credit • not offered *May take academic courses:* at Advanced level with program director's approval
Tests • International, Institutional TOEFL
Services • academic placement, field trips, personal/cultural counseling, recreational activities, health services
Costs • tuition \$2,148.00 14-weeks; application fee \$35.00; activities fee \$50.00; health insurance \$155.00
Housing • *Campus housing:* available year-round
Off-campus housing: readily available, moderately priced; assistance in locating provided *Room:* \$200.00
Board • no board plan
Other information • *Established:* 1974 *Member:* AAIEP *Endorsements:* TESOL standards, NAFSA principles (HE) (P + C)

1420
UNIVERSITY OF PENNSYLVANIA

English Language Programs

21 Bennett Hall
 34th and Walnut Streets
 Philadelphia PA 19104-6274
Ph 215-898-8681
Fax 215-898-2684
E-mail elp@sas.upenn.edu
URL <http://www.sas.upenn.edu/elp>

Academic year 1996/97

Intensive English Program

Hrs/wk:	Class
B:	20
LI:	20
I:	20
A:	20

IEP note • B, LI, I, A: 2 or more hours (varies) of language lab

English for Specific Purposes • Business 10 hrs/wk, Marketing 5 hrs/wk, Test Preparation: TOEFL 5 hrs/wk
Terms • 8 weeks beginning September, October, January, March, April, June
Longest break(s) • 2 weeks beginning June, 3 weeks beginning December
Average class size • 12
Program size • 220 average term
Distribution • Americas 15%; Asia/Oceania 65%; Europe, Eastern 5%; Europe, Western 10%; Middle East/North Africa 5%
Faculty • *Teachers:* 10 full-time, 28 part-time *Full-time teaching load:* 20 hours/week *Advanced degree ESL fields:* 10 full-time, 25 part-time *Administrators:* 8 full-time
Eligibility • all applicants meeting criteria for F or J visa
Issues • I-20, IAP-66

Academic credit • not offered *May take academic courses:* with TOEFL score of 550, home country school transcripts
Tests • Institutional TOEFL, TOEIC, Michigan tests (placement only)
Services • campus orientation, conversation partners, crosscultural activities, field trips, homestay, housing assistance, international student adviser, recreational activities, visa/tax counseling
Costs • tuition \$1,666.00 8-weeks; application fee \$50.00; activities fee \$249.00; health insurance \$78.00; activities fee includes student health clinic and general fee
Housing • *Campus housing:* available year-round
Off-campus housing: readily available, moderately priced *Room:* \$900.00 8-weeks
Board • board plan \$600.00 8-weeks, 15 meals per week, Monday-Friday
Other information • *Established:* 1960 *Member:* UCIEP, AAIEP *Endorsements:* TESOL standards (HE) (P + C)

1421
UNIVERSITY OF PITTSBURGH, MAIN CAMPUS

English Language Institute

2816 Cathedral of Learning
 Box 203
 Pittsburgh PA 15260-6378
Ph 412-624-5900
Fax 412-624-6130
E-mail esleli@vms.cis.pitt.edu

Academic year 1996/97

Intensive English Program

Hrs/wk:	Class
LI:	20
I:	20
A:	20

English for Specific Purposes • Teaching Assistants 5 hrs/wk, Test Preparation: TOEFL 1 hrs/wk

Terms • 15 weeks beginning August, January, May; 7 weeks beginning June

Longest break(s) • not applicable

Average class size • 16

Program size • 130 average term

Distribution • Africa 2%; Americas 15%; Asia/Oceania 61%; Europe, Eastern 4%; Europe, Western 2%; Middle East/North Africa 16%

Faculty • *Teachers*: 9 full-time, 20 part-time *Full-time teaching load*: 14 hours/week *Advanced degree ESL fields*: 7 full-time, 20 part-time *Administrators*: 8 full-time

Eligibility • all applicants with secondary school certificate

Issues • I-20

Academic credit • not offered *May take academic courses*: if academically admissible

Tests • Institutional TOEFL, Michigan tests, TOEIC

Services • academic counseling, field trips, homestay, personal/cultural counseling, recreational activities

Costs • tuition \$2,625.00 15-weeks; application fee \$25.00; health insurance \$60.00; health services \$46.00; deposit \$100.00 applicable to tuition

Housing • *Campus housing*: available summer only

Off-campus housing: readily available, moderately priced; assistance in locating provided *Room*: \$1,626.00 15-weeks

Board • board plan \$750.00-\$975.00 15-weeks

Other information • *Established*: 1964 *Member*: UCIEP *Endorsements*: TESOL standards, NAFSA principles (HE) (P + C)D

Issues • I-20

Academic credit • not offered

Tests • Michigan tests

Services • field trips, recreational activities, tutoring
Costs • tuition \$1,900.00 6-weeks; application fee \$50.00; health insurance \$50.00; activities fee included in tuition

Housing • *Campus housing*: available summer only
Off-campus housing: difficult to find, moderately priced
Room: \$822.00 6-weeks

Board • board plan \$820.00 6-weeks

Other information • *Established*: 1971 *Endorsements*: TESOL standards (HE)

1423

ROGER WILLIAMS UNIVERSITY

Intensive English Program

International Center

Bristol RI 02809

Ph 401-254-3400

Fax 401-254-3480

Academic year 1996/97

Intensive English Program

Hrs/wk:	Class
LI:	20
I:	20
A:	20

Terms • 15 weeks beginning September, January; 7 weeks beginning July

Longest break(s) • 8 weeks beginning May

Average class size • 8

Program size • 40 average term

Faculty • *Teachers*: 2 full-time, 1 part-time *Full-time teaching load*: 20 hours/week *Advanced degree ESL fields*: 2 full-time, 1 part-time

Eligibility • international students with academic admission to host institution

Issues • I-20

Academic credit • 6 undergraduate degree credits for ESL replacing foreign language or electives *May take academic courses*: at Advanced level

Tests • Michigan tests

Services • academic counseling, field trips, personal/cultural counseling, recreational activities

Costs • tuition \$3,630.00 15-weeks; activities fee \$110.00; athletic fee \$115.00; health fee \$65.00; accident insurance \$200.00

Housing • *Campus housing*: available year-round

Off-campus housing: difficult to find, moderately priced; assistance in locating provided *Room and board*: \$3,500.00 15-weeks

Board • board plan included in housing

Other information • *Established*: 1987 (HE)

RHODE ISLAND

1422

BROWN UNIVERSITY

Intensive Summer English Program

Box T

Providence RI 02912

Ph 401-863-7900

Fax 401-863-7908

E-mail summer__studies@brown.edu

URL http://www.brown.edu/Administration/Summer__Studies/

Academic year 1996/97

Intensive English Program

Hrs/wk:	Class
LI:	25
I:	25
A:	25

IEP note • Language lab, community orientation optional

English for Specific Purposes • Business 20 hrs/wk, Test Préparation: TOEFL 5 hrs/wk

Terms • 6 weeks beginning July; 4 weeks beginning July

Longest break(s) • not applicable

Average class size • 12

Program size • 180 average term

Distribution • Americas 10%; Asia/Oceania 50%; Europe, Western 30%; Middle East/North Africa 10%

Faculty • *Teachers*: 25 full-time *Full-time teaching load*: 25 hours/week *Advanced degree ESL fields*: 25 full-time

Administrators: 1 full-time

Eligibility • all applicants

SOUTH CAROLINA

1424

AGAPE ENGLISH LANGUAGE INSTITUTE FOR INTERNATIONALS

Intensive English Program

Limestone College
PO Box 628
Gaffney SC 29342-0628
Ph 800-795-7151, 864-488-8359
Fax 864-487-8706
E-mail aeli.us@ix.netcom.com

*Academic year 1996/97***Intensive English Program**

Hrs/wk:	Class	Lab
B:	16	2
LI:	16	2
I:	16	2
A:	16	2

English for Specific Purposes • Business 2 hrs/wk, Hotel Administration 2 hrs/wk, Travel 2 hrs/wk, Test Preparation: GMAT, GRE, TOEFL 2 hrs/wk, Other: Business Communications, Business Writing

Terms • 15 weeks beginning August; 10 weeks beginning March; 8 weeks beginning January, June

Longest break(s) • not applicable

Average class size • 6

Program size • 6 average term

Distribution • Americas 15%; Asia/Oceania 70%; Europe, Eastern 10%; Europe, Western 5%

Faculty • *Teachers*: 1 full-time *Full-time teaching load*: 18 hours/week *Advanced degree ESL fields*: 1 full-time

Administrators: 1 full-time

Eligibility • all applicants

Issues • I-20

Academic credit • not applicable *May take academic courses*: with TOEFL 500, or may audit courses

Tests • Michigan tests

Services • academic counseling, academic placement, campus orientation, conversation partners, crosscultural activities, field trips, homestay, host family, housing assistance, international student adviser, personal/cultural counseling, recreational activities, tours

Costs • tuition \$1,280.00 8-weeks; application fee \$50.00; health insurance \$150.00; books \$150.00; homestay application \$100.00

Housing • *Campus housing*: available year-round *Off-campus housing*: readily available, moderately priced; assistance in locating provided *Room and board*: \$1,280.00 8-weeks

Board • board plan included in housing

Other information • *Established*: 1993

1425

INTENSIVE ENGLISH INSTITUTE, FLORENCE

Intensive English Program

c/o Francis Marion University
PO Box 100547
Florence SC 29501
Ph 803-661-1647
Fax 803-661-1380

*Academic year 1996/97***Intensive English Program**

Hrs/wk:	Class	Lab
B:	20-25	2
LI:	20-25	2
I:	20-25	2
A:	20-25	2

Terms • 8 weeks beginning September, October, January, March, May, June

Longest break(s) • not applicable

Average class size • 8

Program size • 22 average term

Distribution • Americas 10%; Asia/Oceania 85%; Europe, Western 5%

Faculty • *Teachers*: 2 full-time, 1 part-time *Full-time teaching load*: 22 hours/week *Advanced degree ESL fields*: 2 full-time *Administrators*: 1 full-time

Eligibility • all applicants

Issues • I-20

Academic credit • not applicable

Tests • Michigan tests

Services • academic counseling, campus orientation, crosscultural activities, field trips, housing assistance, personal/cultural counseling, recreational activities, visa/tax counseling

Costs • tuition \$1,295.00 8-weeks; application fee \$95.00; activities fee \$146.00; health insurance \$80.00; students are responsible for getting insurance, but Institute will assist

Housing • *Campus housing*: available year-round

Off-campus housing: readily available, moderately priced

Room and board: \$396.00 4-weeks

Board • board plan included in housing

Other information • *Established*: 1995 *Member*: AAIEP

Endorsements: TESOL standards, NAFSA principles

1426

UNIVERSITY OF SOUTH CAROLINA

Carolina Business English

Byrnes 310
Columbia SC 29208
Ph 803-777-3867
Fax 803-777-6839
E-mail epi-info@epi.sc.edu
URL <http://www.epi.sc.edu>

*Academic year 1996/97***Carolina Business English**

English for Specific Purposes • Business 23 hrs/wk, Graduate Study 20 hrs/wk, Teaching Assistants 3 hrs/wk, Test Preparation: GMAT, GRE, SAT, TOEFL 3 hrs/wk

Minimum English language proficiency required: Advanced level *Hrs/wk*: 23 hours class, 1-4 hours optional activities *Program prepares foreign nationals for US master's degree (MBA) programs in business administration. Focuses on business writing, case study analysis, academic speaking, computer skills. TOEFL/GMAT preparation optional*

Terms • 10 weeks beginning January, March, June

Longest break(s) • not applicable

Average class size • 15

Program size • 15 average term

Distribution • Africa 10%; Americas 20%; Asia/Oceania 50%; Europe, Western 20%

Faculty • *Teachers*: 17 full-time, 5 part-time *Full-time teaching load*: 15 hours/week *Advanced degree ESL fields*: 16 full-time, 5 part-time *Administrators*: 3 full-time

Eligibility • foreign nationals

Issues • I-20

Academic credit • *May take academic courses*: with program director's approval and sponsor's approval

Tests • Institutional TOEFL, Michigan tests, locally developed tests, TOEIC


ENGLISH PROGRAMS FOR INTERNATIONALS

THE UNIVERSITY OF SOUTH CAROLINA

- 23 hours of instruction per week *
- Pre-graduate Business course (pre-MBA) *
- Small classes averaging 12-14 students *
- Safe and friendly community *
- Representation from over 60 countries *
- Computer and audio/visual instruction *
- 8 levels of instruction *
- TOEFL, GMAT, GRE, SAT preparation *
- Certified TOEIC Test Center *
- Highly qualified, experienced instructors *
- International reputation for excellence *



- * Three 10-week & one 15-week fall session
- * Low cost of living
- * Near the beaches and the mountains
- * On and off-campus housing placement
- * Airport pick-up
- * American conversation partners
- * Field trips and social activities
- * Personalized attention
- * Academic counseling
- * University placement assistance
- * Conditional acceptance



English Programs for Internationals, University of South Carolina, Byrnes 310, Columbia, SC 29208, USA
 Phone (803) 777-3867 * Fax (803) 777-6839 * epi-info@epi.sc.edu * <http://www.epi.sc.edu>

Services • academic counseling, academic placement, field trips, personal/cultural counseling, recreational activities, internet access, e-mail accounts for all students

Costs • tuition \$1,800.00; activities fee and health insurance included in tuition

Housing • *Campus housing*: available year-round
Off-campus housing: readily available; assistance in locating provided *Room*: \$695.00-\$745.00 10-weeks

Board • board plan \$713.00-\$882.00 15-weeks, depending on number of meals; kitchen available

Other information • *Established*: 1991 *Member*: UCIEP, AAIEP *Endorsements*: TESOL standards, NAFSA principles (HE) (P + C)▶

Intensive English Program

Hrs/wk:	Class	Lab	CAI
B:	21	1	1
LI:	21	1	1
I:	21	1	1
A:	21		1

IEP note • B, LI, I: tutorial optional

English for Specific Purposes • Business 23 hrs/wk, Graduate Study 20 hrs/wk, Teaching Assistants 3 hrs/wk, Test Preparation: GMAT, GRE, SAT, TOEFL 3 hrs/wk

Terms • 15 weeks beginning September; 10 weeks beginning January, March, June

Longest break(s) • not applicable

Average class size • 13

Program size • 140 average term

Distribution • Africa 2%; Americas 18%; Asia/Oceania 51%; Europe, Eastern 1%; Europe, Western 5%; Middle East/North Africa 23%

Faculty • *Teachers*: 17 full-time, 5 part-time *Full-time teaching load*: 15 hours/week *Advanced degree ESL fields*: 16 full-time, 5 part-time *Administrators*: 3 full-time

Eligibility • foreign nationals

Issues • I-20. I-20 includes academic admission conditional on English language proficiency

Academic credit • not offered *May take academic courses*: with program director's approval and sponsor's approval

Tests • Institutional TOEFL, Michigan tests, locally developed tests, TOEIC

Services • academic counseling, academic placement, airport meeting, field trips, personal/cultural counseling, recreational activities, internet access, e-mail accounts for all students

1427

UNIVERSITY OF SOUTH CAROLINA

English Programs for Internationals

Byrnes 310
 Columbia SC 29208

Ph 803-777-3867

Fax 803-777-6839

E-mail epi-info@epi.sc.edu

URL <http://www.epi.sc.edu>

Academic year 1996/97

237

Costs • tuition \$2,700.00 15-weeks, \$1,800.00 10-weeks; activities fee and health insurance included in tuition
Housing • *Campus housing*: available year-round
Off-campus housing: readily available; assistance in locating provided **Room**: \$910.00-\$955.00 15-weeks, \$695.00-\$745.00 10-weeks
Board • board plan \$713.00-\$882.00 15-weeks, depending on number of meals per week; kitchen available
Other information • *Established*: 1979 *Member*: UCIEP, AAIEP *Endorsements*: TESOL standards, NAFSA principles (HE) (P+C))

SOUTH DAKOTA

1428

DAKOTA STATE UNIVERSITY

Dakota Language Institute

Beadle Hall
 Room 111
 Madison SD 57042-1799
Ph 605-256-5267
Fax 605-256-5316
E-mail ryanl@columbia.dsu.edu
URL <http://www.dsu.edu>

Academic year 1996/97

Intensive English Program

Hrs/wk:	Class	Lab	CAI
B:	15	5	5
LI:	15	5	5
I:	15	5	5

Terms • 15 weeks beginning September, January; 13 weeks beginning May
Longest break(s) • not applicable
Average class size • 10
Program size • 15 average term
Distribution • Asia/Oceania 90%; Middle East/North Africa 10%
Faculty • *Teachers*: 1 full-time, 1 part-time *Full-time teaching load*: 20 hours/week *Advanced degree ESL fields*: *Administrators*: 1 part-time
Eligibility • foreign nationals planning US study
Issues • I-20. I-20 includes academic admission conditional on English language proficiency
Academic credit • not offered *May take academic courses*: at Advanced level
Tests • Michigan tests
Services • academic counseling, academic placement, field trips, host family, personal/cultural counseling, recreational activities
Costs • tuition \$2,500.00 15-weeks; application fee \$65.00; activities fee \$50.00; health insurance \$525.00 year
Housing • *Campus housing*: available year-round
Off-campus housing: moderately priced; assistance in locating provided **Room**: \$623.00 15-weeks
Board • board plan \$697.00 15-weeks, required if under 21 years of age
Other information • *Established*: 1991 (HE) (P+C)

1429

HURON UNIVERSITY

Intensive English Program

333 Ninth Street Southwest
 Huron SD 57350
Ph 800-942-5826, 605-352-8721
Fax 605-352-7421
E-mail gwheeler@hu1.huron.edu

Academic year 1996/97

Intensive English Program

Hrs/wk:	Class
B:	20
LI:	20
I:	15
A:	15

English for Specific Purposes • Aviation, Business, Communications, Education, Engineering, Graduate Study, Hotel Administration, International Relations, Law, Marketing, Medicine, Public Relations, Science, Teaching Assistants, Travel, Test Preparation: unspecified test, Other: Specialized Programs upon Request

Terms • 7 weeks beginning August, October, January, March, May; 4 weeks beginning July

Longest break(s) • not applicable

Average class size • 9

Program size • 28 average term

Distribution • Asia/Oceania 100%

Faculty • *Teachers*: 2 full-time, 2 part-time *Full-time teaching load*: 20 hours/week *Advanced degree ESL fields*: 2 full-time *Administrators*: 1 full-time

Eligibility • foreign nationals

Issues • I-20. I-20 includes academic admission

Academic credit • not offered *May take academic courses*: with approval of instructor, program director; one course at Intermediate level, two courses at Advanced level

Tests • Michigan tests

Services • academic counseling, academic placement, field trips, personal/cultural counseling, recreational activities, international student association

Costs • tuition \$3,939.00 15-weeks; application fee \$100.00 applicable to tuition; health insurance \$225.00; courier \$75.00

Financial aid • all types available for Canadian and Mexican citizens

Housing • *Campus housing*: available year-round
Off-campus housing: readily available, moderately priced; assistance in locating provided **Room and board**: \$1,649.00 15-weeks

Board • board plan included in housing

Other information • *Established*: 1989 (HE)

1430

NORTHERN STATE UNIVERSITY

English as a Second Language Institute

620 Southeast 15th Street
 Aberdeen SD 57401
Ph 605-626-3149, 605-626-2505
Fax 605-626-3004
E-mail diggsl@wolf.northern.edu

Academic year 1996/97

Intensive English Program

Hrs/wk:	Class	Lab
I:	16	3
A:	16	3

Terms • 14 weeks beginning September 3 14 weeks beginning January 6

Longest break(s) • 3 weeks beginning December

Average class size • 12
Program size • 20 average term
Distribution • Americas 35%; Asia/Oceania 60%; Other/Unknown 5%
Faculty • *Teachers*: 1 full-time, 3 part-time *Full-time teaching load*: 8 hours/week *Advanced degree ESL fields*: 1 full-time, 1 part-time
Eligibility • all applicants
Issues • I-20. I-20 includes academic admission adequate TOEFL score & graduation from high school
Academic credit • not offered
Tests • International TOEFL
Services • academic counseling, academic placement, campus orientation, conversation partners, crosscultural activities, field trips, housing assistance, international student adviser, personal/cultural counseling, recreational activities, visa/tax counseling, computer lab access & personal e-mail
Costs • tuition \$2,193.00; application fee \$40.00; activities fee \$154.00; health insurance \$177.00; university support fee \$214.08
Housing • *Campus housing*: available year-round
Off-campus housing: no information provided *Room*: \$598.00 16-weeks
Board • board plan 572.00 16-weeks
Other information • *Established*: 1995 (HE)

Board • board plan \$1,000.00 15-weeks
Other information • *Established*: 1995 *Endorsements*: TESOL standards, NAFSA principles (HE) (P + C)

1432
**INTERNATIONAL ENGLISH INSTITUTE,
 NASHVILLE**

Intensive English Program

1226 16th Avenue South
 Nashville TN 37212-2989
Ph 800-484-2020, 615-327-1715
Fax 615-327-1717

Academic year 1996/97
Intensive English Program

Hrs/wk:	Class	Lab
B:	20	5
LI:	20	5
I:	20	5
A:	20	5

Terms • 7 weeks beginning September, October, January, March, May, July; 4 weeks beginning August

Longest break(s) • not applicable

Average class size • 8

Program size • 85 average term

Distribution • Africa 5%; Americas 25%; Asia/Oceania 40%; Europe, Eastern 5%; Europe, Western 5%; Middle East/North Africa 20%

Faculty • *Teachers*: 7 full-time, 4 part-time *Full-time teaching load*: 20 hours/week *Advanced degree ESL fields*: 7 full-time, 3 part-time *Administrators*: 2 full-time, 1 part-time
Eligibility • foreign nationals

Issues • I-20

Academic credit • not applicable *May take academic courses*: with program director's approval or acceptable TOEFL at Belmont University and Middle Tennessee State University

Tests • Michigan tests

Services • academic counseling, academic placement, field trips, homestay, host family, personal/cultural counseling, recreational activities

Costs • tuition \$975.00 7-weeks; application fee \$35.00; activities fee \$30.00; health insurance \$35.00; lab fee \$40.00; homestay placement \$50.00

Housing • *Campus housing*: limited, available summer
Off-campus housing: readily available, moderately priced; assistance in locating provided *Room*: \$400.00 4-weeks

Board • board plan \$50.00 1-weeks, through Belmont University

Other information • *Established*: 1977 *Member*: AAIEP
Endorsements: TESOL standards, NAFSA principles

1433
KING COLLEGE

English for Speakers of Other Languages

Department of International Student Programs
 Bristol TN 37620-2699
Ph 800-362-0014, 423-968-1187
Fax 423-968-4456
E-mail ceveret@king.king2.bristol.tn.us
URL http://www.king.edu

Academic year 1996/97

TENNESSEE

1431
CARSON-NEWMAN COLLEGE

English Language Institute

Jefferson City TN 37760
Ph 423-471-3543
Fax 423-471-3475
E-mail midkiff@cnc.cn.edu

Academic year 1996/97
Intensive English Program

Hrs/wk:	Class	Lab
B:	20	5
LI:	20	5
I:	20	5
A:	10	5

Terms • 15 weeks beginning August, January; 10 weeks beginning May

Longest break(s) • 2 weeks beginning March

Average class size • 10

Program size • 15 average term

Distribution • Asia/Oceania 100%

Faculty • *Teachers*: 2 full-time, 2 part-time *Full-time teaching load*: 20 hours/week *Advanced degree ESL fields*: 2 full-time, 2 part-time *Administrators*: 1 full-time

Eligibility • foreign nationals

Issues • I-20

Academic credit • 12 undergraduate degree credits for ESL replacing foreign language *May take academic courses*

Tests • locally developed tests

Services • academic counseling, academic placement, campus orientation, crosscultural activities, field trips, housing assistance, international student adviser, personal/cultural counseling, recreational activities, visa/tax counseling

Costs • tuition \$3,800.00 15-weeks; application fee \$50.00; activities fee \$300.00; health insurance \$200.00; international student fee \$500.00

Housing • *Campus housing*: available year-round
Off-campus housing: readily available, moderately priced; assistance in locating provided *Room*: \$700.00 15-weeks

Intensive English Program

Hrs/wk:	Class	Lab	Language Skills
B:	15	3	4
LI:	15	3	4
I:	15	3	4
A:	15	3	6

IEP note • LI, I, A: 2 hours writing lab
Terms • 14 weeks beginning August, January; 4 weeks beginning May

Longest break(s) • not applicable

Average class size • 8

Program size • 30 average term

Distribution • Africa 5%; Americas 40%; Asia/Oceania 40%; Europe, Eastern 5%; Europe, Western 5%; Other/Unknown 5%

Faculty • *Teachers*: 3 full-time, 1 part-time *Full-time teaching load*: 20 hours/week *Advanced degree ESL fields*: 2 full-time *Administrators*: 2 full-time

Eligibility • foreign nationals

Issues • I-20

Academic credit • 12 undergraduate degree credits for ESL replacing foreign language *May take academic courses*: at Advanced level

Tests • International TOEFL, Michigan tests, McGraw-Hill Test, SLEP

Services • academic counseling, academic placement, personal/cultural counseling, visa/tax counseling

Costs • tuition \$4,780.00 14-weeks; activities fee \$500.00; health insurance \$300.00; campus fees \$720.00

Financial aid • academic, campus workshops available

Housing • *Campus housing*: available year-round *Off-campus housing*: readily available; assistance in locating provided *Room and board*: \$1,722.00 14-weeks; students 21 and under must live on campus

Board • board plan included in housing

Other information • *Established*: 1982 (HE) (P + C)

1434

LINCOLN MEMORIAL UNIVERSITY

English Language Institute

Cumberland Gap Parkway

Harrogate TN 37752

Ph 423-869-6298, 423-869-6214

Fax 423-869-6426

Academic year 1995/96

Intensive English Program

Hrs/wk:	Class	Lab	Conversation Circles
I:	15	3	3
A:	15	3	3

Terms • 15 weeks beginning January, May, August

Longest break(s) • not applicable

Average class size • 6

Program size • 12 average term

Distribution • Asia/Oceania 80%; Other/Unknown 20%

Faculty • *Teachers*: 1 full-time, 1 part-time *Full-time teaching load*: 15 hours/week *Advanced degree ESL fields*: 1 part-time

Eligibility • international students with academic admission to host institution or planning US study

Issues • I-20. I-20 includes academic admission conditional on English language proficiency

Academic credit • 12 undergraduate degree credits for ESL replacing foreign language with TOEFL 500 *May take academic courses*: with program director's approval

Tests • CELT

Services • academic counseling, academic placement, campus orientation, conversation partners, crosscultural

activities, field trips, homestay, host family, housing assistance, international student adviser, personal/cultural counseling, recreational activities, visa/tax counseling
Costs • tuition \$3,400.00 15-weeks; application fee \$25.00; activities fee \$75.00; preregistration \$25.00

Housing • *Campus housing*: available year-round

Off-campus housing: moderately priced; assistance in locating provided *Room*: \$670.00 15-weeks

Board • board plan \$915.00 15-weeks

Other information • *Established*: 1994 *Endorsements*: TESOL standards, NAFSA principles (HE) (P + C)

1435

MARYVILLE COLLEGE

Center for English Language Learning

Maryville TN 37804

Ph 423-981-8183

Fax 423-983-0581

E-mail mcintl@utkux.utcc.utk.edu

URL http://www.maryvillecollege.edu

Academic year 1996/97

Intensive English Program

Hrs/wk:	Class
B:	25
LI:	25
I:	25
A:	25

IEP note • Language lab optional; A: audit 3 hours academic courses

English for Specific Purposes • Business 5 hrs/wk, Graduate Study 15 hrs/wk, Test Preparation: TOEFL 5 hrs/wk

Terms • 5 weeks beginning August, September, November, January, March, April, May, July

Longest break(s) • not applicable

Average class size • 7

Program size • 60 average term

Distribution • Americas 30%; Asia/Oceania 50%; Europe, Western 10%; Middle East/North Africa 10%

Faculty • *Teachers*: 6 full-time, 11 part-time *Full-time teaching load*: 20 hours/week *Advanced degree ESL fields*: 4 full-time, 5 part-time *Administrators*: 2 full-time, 2 part-time

Eligibility • all applicants

Issues • I-20. I-20 includes academic admission conditional on English language proficiency and meeting admissions requirements

Academic credit • 1 undergraduate degree credit for ESL. *May take academic courses*: with program director's approval and Michigan test: 70 for parttime, 80 for fulltime

Tests • Michigan tests

Services • academic counseling, academic placement, airport meeting, field trips, host family, personal/cultural counseling, recreational activities, local transportation

Costs • tuition \$760.00 5-weeks; application fee \$50.00; activities fee \$25.00; health insurance \$50.00

Housing • *Campus housing*: available year-round

Off-campus housing: readily available, moderately priced; assistance in locating provided *Room*: \$333.00 5-weeks

Board • board plan \$392.00 5-weeks, 21 meals per week

Other information • *Established*: 1981 *Member*: AAIEP *Endorsements*: TESOL standards, NAFSA principles (HE) (P + C)

1436
TENNESSEE WESLEYAN COLLEGE

Intensive English Program

Box 40
College Street
Athens TN 37371-0400
Ph 423-745-7504
Fax 423-744-9968

Academic year 1996/97

Intensive English Program

Hrs/wk:	Class	Lab
B:	15	5
I:	12-15	4
A:	12-15	4

IEP note • 1 hour cultural activities
Terms • 15 weeks beginning August, January; 12 weeks beginning May

Longest break(s) • not applicable

Average class size • 10

Program size • 20 average term

Distribution • Africa 1%; Americas 4%; Asia/Oceania 54%; Europe, Eastern 40%; Middle East/North Africa 1%

Faculty • *Teachers:* 2 full-time *Full-time teaching load:* 20 hours/week *Advanced degree ESL fields:* 2 full-time

Administrators: 1 full-time

Eligibility • foreign nationals

Issues • I-20

Academic credit • 9 undergraduate degree credits for ESL
May take academic courses: up to 14 hours

Tests • Michigan tests

Services • academic counseling, field trips, personal/cultural counseling, recreational activities

Costs • tuition \$2,250.00 15-weeks; application fee \$25.00; activities fee \$50.00

Housing • *Campus housing:* available year-round

Off-campus housing: not permitted *Room:* \$700.00 15-weeks

Board • board plan \$1,150.00 15-weeks

Other information • *Established:* 1991 *Endorsements:* TESOL standards, NAFSA principles (HE) (P + C)

Eligibility • foreign nationals minimum 18 years of age with secondary school certificate

Issues • I-20

Academic credit • not offered *May take academic courses:* with program director's approval if academically admissible

Tests • International, Institutional TOEFL

Services • academic counseling, academic placement, airport meeting, field trips, personal/cultural counseling, recreational activities

Costs • tuition \$2,145.00 16-weeks; application fee \$50.00; activities fee \$34.00; health insurance \$225.00 semester

Housing • *Campus housing:* available year-round

Off-campus housing: difficult to find, moderately priced *Room:* \$800.00-\$1,400.00 16-weeks

Board • no board plan

Other information • *Established:* 1982 *Endorsements:* TESOL standards, NAFSA principles (HE)

1438
UNIVERSITY OF TENNESSEE AT KNOXVILLE

English Language Institute

907 Mountcastle
Knoxville TN 37996-4100
Ph 423-974-3404
Fax 423-974-6383
E-mail utkeli@gateway.ce.utk.edu
URL <http://web.ce.utk.edu/eli>

Academic year 1996/97

Intensive English Program

Hrs/wk:	Class
B:	23
LI:	23
I:	22
A:	22

English for Specific Purposes • Business 2 hrs/wk, Communications 2 hrs/wk, Test Preparation: TOEFL 1 hrs/wk

Terms • 8 weeks beginning August, October, January, March, June

Longest break(s) • not applicable

Average class size • 12

Program size • 75 average term

Distribution • Africa 4%; Americas 23%; Asia/Oceania 55%; Europe, Eastern 6%; Europe, Western 2%; Middle East/North Africa 10%

Faculty • *Teachers:* 4 full-time, 6 part-time *Full-time teaching load:* 15 hours/week *Advanced degree ESL fields:* 4 full-time, 4 part-time

Administrators: 1 full-time, 1 part-time

Eligibility • foreign nationals

Issues • I-20. I-20 includes academic admission conditional on meeting admissions requirements

Academic credit • not offered

Tests • Institutional TOEFL

Services • academic counseling, academic placement, housing assistance, personal/cultural counseling, recreational activities, computer lab

Costs • tuition \$1,300.00 8-weeks; application fee \$50.00; activities fee \$120.00; books \$80.00; health insurance \$75.00 month

Housing • *Campus housing:* available year-round

Off-campus housing: readily available, moderately priced; assistance in locating provided *Room:* \$1,000.00 16-weeks

Board • board plan \$1,000.00 16-weeks

Other information • *Established:* 1978 *Member:* AAIEP *Endorsements:* TESOL standards, NAFSA principles (HE)

1437
UNIVERSITY OF MEMPHIS

Intensive English for Internationals

310 Dunn Building
Memphis TN 38152
Ph 901-678-2813, 901-678-2814
Fax 901-678-2747

Academic year 1996/97

Intensive English Program

Hrs/wk:	Class
B:	23
LI:	23
I:	23
A:	23

IEP note • Field trips optional

English for Specific Purposes • Test Preparation: TOEFL 14 hrs/wk, Other: Pronunciation 14 hrs/wk

Terms • 16 weeks beginning August; 15 weeks beginning January; 8 weeks beginning June

Longest break(s) • not applicable

Average class size • 15

Program size • 60 average term

Distribution • Americas 15%; Asia/Oceania 75%; Europe, Eastern 5%; Middle East/North Africa 5%

Faculty • *Teachers:* 1 full-time, 8 part-time *Full-time teaching load:* 19 hours/week *Advanced degree ESL fields:* 1 full-time, 8 part-time

Administrators: 2 full-time

1439

UNIVERSITY OF TENNESSEE AT MARTIN

Intensive English Program

Gooch 144
 Martin TN 38238
Ph 901-587-7340, 901-587-7352
Fax 901-587-7322
E-mail tiep@utm.edu

Academic year 1996/97

Intensive English Program

Hrs/wk:	Class
B:	23
LI:	23
I:	23
A:	15-18

IEP note • A: audit 6 hours academic courses; language lab optional

English for Specific Purposes • Aviation 3 hrs/wk, Test Preparation: GMAT, TOEFL 3 hrs/wk

Terms • 8 weeks beginning August, October, January, March, May; mid-term entries permitted

Longest break(s) • not applicable

Average class size • 12

Program size • 110 average term

Distribution • Africa 1%; Americas 2%; Asia/Oceania 92%; Middle East/North Africa 5%

Faculty • *Teachers:* 12 full-time *Full-time teaching load:* 15 hours/week *Advanced degree ESL fields:* 7 full-time

Administrators: 1 full-time, 2 part-time

Eligibility • all applicants

Issues • I-20. I-20 includes academic admission conditional on English language proficiency (TOEFL 500)

Academic credit • not offered *May audit academic courses:* at Advanced level with TOEFL 500

Tests • International, Institutional TOEFL

Services • academic counseling, academic placement, field trips, homestay, host family, personal/cultural counseling, recreational activities

Costs • tuition \$1,700.00 8-weeks; application fee \$100.00 applicable to tuition; activities fee \$70.00; health insurance \$560.00 year (monthly, semester rates available)

Housing • *Campus housing:* available year-round *Off-campus housing:* readily available, moderately priced; assistance in locating provided *Room:* \$400.00 8-weeks

Board • board plan \$800.00 16-weeks

Other information • *Established:* 1974 *Member:* UCIEP, AAIEP *Endorsements:* TESOL standards, NAFSA principles (HE)

IEP note • 5 hours optional language lab; part-time study open to students, staff and spouses

English for Specific Purposes • Engineering 5 hrs/wk, Graduate Study 5 hrs/wk, Test Preparation: TOEFL 5 hrs/wk, Other: Specialized Programs upon Request

Terms • 6 weeks beginning September, October, January, March; 5 weeks beginning May, July

Longest break(s) • 4 weeks beginning April

Average class size • 9

Program size • 94 average term

Distribution • Americas 9%; Asia/Oceania 69%; Europe, Eastern 3%; Europe, Western 6%; Middle East/North Africa 13%

Faculty • *Teachers:* 4 full-time, 5 part-time *Full-time teaching load:* 19 hours/week *Advanced degree ESL fields:* 4 full-time, 5 part-time

Administrators: 2 full-time

Eligibility • all applicants

Issues • I-20

Academic credit • not offered *May take academic courses:* with adequate English language proficiency (TOEFL 550)

Tests • Institutional TOEFL, Michigan tests, locally developed tests

Services • academic counseling, conversation partners, crosscultural activities, field trips, personal/cultural counseling, recreational activities

Costs • tuition \$920.00 6-weeks; application fee \$35.00; health insurance \$112.00; optional activities fee \$105.00

Housing • *Campus housing:* limited, available year-round *Off-campus housing:* readily available, moderately priced; assistance in locating provided *Room:* \$490.00-\$588.00 7-weeks

Board • no board plan

Other information • *Established:* 1979 *Endorsements:* TESOL standards, NAFSA principles (HE) (P + C)

TEXAS

1441

CENTER OF ENGLISH LANGUAGE, DALLAS

Intensive English Program

10260 North Central Expressway
 Suite 100
 Dallas TX 75231
Ph 214-696-0027
Fax 214-696-0065

Academic year 1996/97

Intensive English Program

Hrs/wk:	Class	Lab
B:	17-18	5
LI:	17-18	5
I:	17-18	5
A:	17-18	5

IEP note • 1 hour field trips

English for Specific Purposes • Test Preparation: TOEFL

Terms • 4 weeks year-round

Longest break(s) • not applicable

Average class size • 8

Program size • 120 average term

Distribution • Africa 1%; Americas 30%; Asia/Oceania 45%; Europe, Eastern 2%; Europe, Western 7%; Middle East/North Africa 8%; Other/Unknown 7%

Faculty • *Teachers:* 13 full-time, 17 part-time *Full-time teaching load:* 23 hours/week *Advanced degree ESL fields:* 6 full-time, 7 part-time

Eligibility • foreign nationals

Issues • I-20

Academic credit • not applicable

1440

VANDERBILT UNIVERSITY

Center for Orientation Programs in English (COPE)

Box 1584
 Station B
 Nashville TN 37235
Ph 615-322-2277
Fax 615-343-7799
E-mail martinrl@ctrvax.vanderbilt.edu
URL <http://www.vanderbilt.edu/EFI/>

Academic year 1996/97

Intensive English Program

Hrs/wk:	Class
B:	20-25
LI:	20-25
I:	20-25
A:	20-25

242

Tests • Michigan tests, TOEFL

Services • academic counseling, academic placement, field trips, homestay, personal/cultural counseling, recreational activities

Costs • tuition \$550.00 4-weeks; application fee \$100.00; homestay application \$100.00; texts \$40.00-\$50.00; cost per field trip for activities fee

Housing • *Campus housing*: no campus housing

Off-campus housing: readily available, moderately priced; assistance in locating provided **Room and board**: \$495.00 4-weeks homestay

Board • board plan included in housing (homestay)

Other information • *Established*: 1981 *Endorsements*: TESOL standards, NAFSA principles

1442

CENTER OF ENGLISH LANGUAGE, HOUSTON

Intensive English Program

6614 Hornwood Drive

Houston TX 77074

Ph 713-270-8282

Fax 713-270-9515

Academic year 1996/97

Intensive English Program

Hrs/wk: **Class** **Lab**

B: 24

LI: 24 2

I: 24 2

A: 24 2

IEP note • 1 hour field trips

English for Specific Purposes • Business, Test Preparation: TOEFL, GED

Terms • 4 weeks year-round

Longest break(s) • not applicable

Average class size • 8

Program size • 120 average term

Distribution • Americas 40%; Asia/Oceania 40%; Europe, Eastern 10%; Europe, Western 5%; Middle East/North Africa 5%

Faculty • *Teachers*: 5 full-time, 5 part-time *Full-time teaching load*: 24 hours/week *Advanced degree ESL fields*: 4 full-time, 2 part-time

Eligibility • foreign nationals

Issues • I-20

Academic credit • not applicable

Tests • Institutional TOEFL, Michigan tests

Services • academic counseling, academic placement, field trips, homestay, personal/cultural counseling, recreational activities

Costs • tuition \$550.00 4-weeks; application fee \$100.00; health insurance costs vary

Housing • *Campus housing*: no campus housing

Off-campus housing: readily available, moderately priced; assistance in locating provided **Room and board**: \$500.00 4-weeks homestay

Board • board plan included in housing (homestay)

Other information • *Established*: 1981 *Endorsements*: TESOL standards, NAFSA principles

1443

DEL MAR COLLEGE

Intensive English Program

Department of ESOL and Reading

101 East Baldwin

Corpus Christi TX 78404

Ph 512-886-1534

Fax 512-886-1955

E-mail nms@tenet.edu

Academic year 1996/97

Intensive English Program

Hrs/wk: **Class** **Lab**

B: 12 4

LI: 12 4

I: 12 4

A: 15 5

IEP note • 6 hours grammar, spelling, vocabulary labs optional

English for Specific Purposes • Communications 2 hrs/wk

Terms • 16 weeks beginning August, January; 12 weeks beginning May

Longest break(s) • not applicable

Average class size • 15

Program size • 125 average term

Distribution • Africa 1%; Americas 60%; Asia/Oceania 14%; Europe, Eastern 10%; Europe, Western 10%; Middle East/North Africa 5%

Faculty • *Teachers*: 5 full-time, 3 part-time *Full-time teaching load*: 16 hours/week *Advanced degree ESL fields*: 3 full-time, 2 part-time *Administrators*: 1 full-time

Eligibility • all applicants with secondary school certificate or approval by dean of division

Issues • I-20

Academic credit • not offered *May take academic courses*: with approval of department chair and required test scores

Tests • CELT

Services • academic counseling, academic placement, campus orientation, conversation partners, crosscultural activities, field trips, international student adviser

Costs • tuition \$606.00 12-hours

Financial aid • US residents may apply for federal assistance

Housing • *Campus housing*: no campus housing

Off-campus housing: readily available, moderately priced

Board • no board plan

Other information • *Established*: 1990 *Endorsements*: TESOL standards, NAFSA principles (HE) (P+C)

1444

EL PASO COMMUNITY COLLEGE

Intensive ESL

PO Box 20500

Lakeside Language Center

El Paso TX 79998

Ph 915-774-5250

Fax 915-774-5276

Academic year 1996/97

Intensive English Program

Hrs/wk: **Class** **Lab**

B: 25 4

LI: 25 4

I: 25 4

A: 25 4

English for Specific Purposes • Test Preparation: TOEFL (Advanced level) 15 hrs/wk, Other: Workplace English

Terms • 11 weeks beginning September; 9 weeks beginning January, April; 8 weeks beginning June

Longest break(s) • not applicable
Average class size • 16
Program size • 180 average term
Distribution • Americas 90%; Asia/Oceania 3%; Europe, Eastern 3%; Europe, Western 2%; Middle East/North Africa 1%; Other/Unknown 1%
Faculty • *Teachers*: 10 full-time, 65 part-time *Full-time teaching load*: 24 hours/week *Advanced degree ESL fields*: 9 full-time, 15 part-time *Administrators*: 1 full-time, 5 part-time
Eligibility • all applicants minimum 16 years of age with secondary school certificate
Issues • I-20. I-20 includes academic admission conditional on English language proficiency (TOEFL 450)
Academic credit • not offered *May take academic courses*: with adequate English language proficiency (Institutional TOEFL 450)
Tests • Institutional TOEFL, Michigan tests
Services • academic counseling, academic placement, field trips, personal/cultural counseling, recreational activities
Costs • tuition \$450.00 11-weeks; application fee \$25.00 applicable to tuition; activities fee \$2.00; health insurance optional
Housing • *Campus housing*: no campus housing *Off-campus housing*: readily available, moderately priced; assistance in locating provided
Board • no board plan
Other information • *Established*: 1978 *Endorsements*: TESOL standards, NAFSA principles (HE) (P + C)

1445

EL PASO COMMUNITY COLLEGE

Semi-Intensive ESL

PO Box 20500
 Lakeside Language Center
 El Paso TX 79998
Ph 915-774-5250
Fax 915-774-5276

Academic year 1996/97

Intensive English Program

Hrs/wk:	Class	Lab
B:	15	2
LI:	15	2
I:	15	2
A:	15	2

IEP note • 3-5 hours other activities
English for Specific Purposes • Other: Workplace English
Terms • 7 weeks beginning September, October, January, March, April, June
Longest break(s) • not applicable
Average class size • 16
Program size • 900 average term
Distribution • Americas 92%; Asia/Oceania 1%; Europe, Eastern 2%; Europe, Western 2%; Middle East/North Africa 1%; Other/Unknown 2%
Faculty • *Teachers*: 10 full-time, 75 part-time *Full-time teaching load*: 24 hours/week *Advanced degree ESL fields*: 10 full-time, 18 part-time *Administrators*: 1 full-time, 5 part-time
Eligibility • all applicants
Issues • I-20
Academic credit • not offered *May take academic courses*: with Institutional TOEFL 450
Tests • Institutional TOEFL, Michigan tests
Services • academic counseling, academic placement, field trips, personal/cultural counseling, recreational activities
Costs • tuition \$125.00 7-weeks; activities fee \$2.00; health insurance optional

Academic credit • not offered *May take academic courses*: with Institutional TOEFL 450
Tests • Institutional TOEFL, Michigan tests
Services • academic counseling, academic placement, field trips, personal/cultural counseling, recreational activities
Costs • tuition \$125.00 7-weeks; activities fee \$2.00; health insurance optional

244

Housing • *Campus housing*: no campus housing *Off-campus housing*: readily available, moderately priced; assistance in locating provided
Board • no board plan
Other information • *Established*: 1978 *Endorsements*: TESOL standards, NAFSA principles (HE) (P + C)

1446

ELS LANGUAGE CENTERS, HOUSTON

Intensive English Program

c/o University of St Thomas
 3800 Montrose Boulevard
 Houston TX 77006
Ph 713-521-2030
Fax 713-521-0664
E-mail hou@els.com
URL http://www.els.com

Academic year 1995/96

Intensive English Program

Hrs/wk:	Class	Multimedia Lab
B:	25	5
LI:	25	5
I:	25	5
A:	25	5

IEP note • LI, I, A: May take special interest classes in lieu of multimedia lab

English for Specific Purposes • Business 30 hrs/wk, Test Preparation: TOEFL 30 hrs/wk

Terms • 4 weeks year-round
Longest break(s) • not applicable

Average class size • 13

Program size • 70 average term

Faculty • *Teachers*: 8 full-time, 7 part-time *Full-time teaching load*: 30 hours/week *Advanced degree ESL fields*: 3 full-time *Administrators*: 4 full-time

Eligibility • all applicants

Issues • I-20, IAP-66

Academic credit • not applicable *May audit academic courses*: at Advanced level

Tests • Institutional TOEFL, TOEIC, Cambridge

Services • academic counseling, academic placement, airport meeting, crosscultural activities, field trips, homestay, housing assistance, personal/cultural counseling, recreational activities, telephone card

Costs • tuition \$1,160.00 4-weeks; application fee \$100.00; health insurance \$35.00

Housing • *Campus housing*: no campus housing *Off-campus housing*: readily available, moderately priced; assistance in locating provided

Board • board plan

Other information • *Established*: 1961 *Member*: AAIEP *Endorsements*: TESOL standards, NAFSA principles

1447

ENGLISH LANGUAGE SPECIALISTS

Intensive English Program

2600 South Gessner
 Suite 225
 Houston TX 77063
Ph 713-977-7767
Fax 713-977-1262

Academic year 1996/97



TEXAS INTENSIVE ENGLISH PROGRAM

Study English In Austin, Texas

Established in 1965, the Texas Intensive English Program provides English classes for:

- **ACADEMIC PURPOSES**
- **COMMUNICATION AND PROFESSIONAL PURPOSES**
- **SPECIAL PURPOSES**

Important Features

- More than 30 years of successful experience
- Professionally-trained instructors with graduate degrees
- Seven levels from beginning to advanced
- Small classes, 8-15 students per class
- Twenty classroom hours per week, plus laboratories
- Elective classes, including TOEFL, GRE and SAT
- Faculty-supervised independent study center
- Institutional TOEFL and TOEIC exams
- Very high level of student satisfaction
- Social and cultural activities; conversation club
- Year-round sessions of different lengths
- Housing assistance
- University application assistance
- Access to university language laboratories and libraries
- Attractive pricing

**FOR MORE
INFORMATION
CONTACT:**

TEXAS INTENSIVE
ENGLISH PROGRAM
Dexter Hall
1103 W. 24th Street
Austin, Texas 78705, U.S.A.
Telephone: (512) 477-4511
FAX: (512) 322-0592

BEST COPY AVAILABLE



IIE Books

**provides the most
complete information
on international study**

Use this form to order all IIE publications. Make checks payable to IIE BOOKS. Add \$4 per book for U.S. shipping and handling. Overseas add \$16 for the first book plus \$8 per each additional book. Allow 3-6 weeks for delivery. For overnight priority handling, add \$10/book. Check boxes next to titles you wish to order.

To Order IIE Books

Name _____

Title/Institution _____

Address _____

City _____

State _____ Zip _____

Telephone _____

Check (made payable to IIE Books)

Visa Mastercard

Credit card information:

Number _____

Expiration date _____

Name _____

Signature _____

For 46 years, IIE Books has been the standard reference resource on study abroad for U.S. students and adult learners. The Institute of International Education is the largest U.S. higher educational exchange agency. IIE, a not-for-profit organization, has over 650 college and university members in the U.S. and other nations.

International Exchange

English Language and Orientation Programs in the United States **\$42.95**

The standard ESL resource, featuring over 1,000 programs and courses offered by accredited US higher educational institutions and language schools.

Resources on Financial Aid

Funding for U.S. Study: A Guide for International Students and Professionals **\$39.95**

Describes hundreds of grants and fellowships offered by governments, foundations, and international organizations.

Statistical Research

Open Doors 1995/96 **\$39.95**

Reports on IIE's annual census of 450,000 international students in the US. Extended analyses of student mobility worldwide putting US and international student flows in global perspective.




Fax Your Order To:

301-206-9789, or

Email: iiebooks@pmds.com

Visit IIE Books on the World Wide Web at:
www.iie.org/svcs/books.htm



IIE BOOKS


Institute of International Education

P.O. Box 371

Annapolis Junction, MD 20701-0371

Tel: 800-445-0443

UNIVERSITY of HOUSTON



LIVE AND STUDY ENGLISH AT AN INTERNATIONALLY RECOGNIZED UNIVERSITY IN AN AFFORDABLE CITY MINUTES AWAY FROM NASA, THE TEXAS MEDICAL CENTER, AND BUSINESS, SHOPPING, AND PERFORMING AND VISUAL ARTS DISTRICTS. STUDENTS OF INTENSIVE ENGLISH IN THE UNIVERSITY OF HOUSTON (UH) LANGUAGE AND CULTURE CENTER ENJOY OUTSTANDING ACADEMIC ENGLISH LANGUAGE INSTRUCTION AND CROSS-CULTURAL TRAINING, ON-CAMPUS HOUSING AND CONVENIENT MEAL PLANS, AND FIELD TRIPS TO AREA ATTRACTIONS.

Language and Culture Center

Intensive English Program

The English language program includes:

- 14-WEEK COURSES BEGINNING SEPTEMBER, JANUARY, AND MAY;
- A SEVEN-WEEK COURSE BEGINNING AT THE END OF JUNE;
- SIX LEVELS OF INSTRUCTION;
- 25 HOURS OF INSTRUCTION PER WEEK;
- A TOEFL WAIVER FOR UH UNDERGRADUATE APPLICANTS WHO SUCCESSFULLY COMPLETE THE PROGRAM; AND
- AUDIO/VIDEO AND COMPUTER LABS.



For additional information, contact:


ADMISSIONS OFFICE
LANGUAGE AND CULTURE CENTER
DEPARTMENT OF ENGLISH
UNIVERSITY OF HOUSTON
HOUSTON, TEXAS 77204-3012
U.S.A.

ENGLLZ@JETSON.UH.EDU (E-MAIL)

HTTP://BENTLEY.UH.EDU/ENGLISH/
LCC/HOME.HTM (WORLD WIDE WEB)

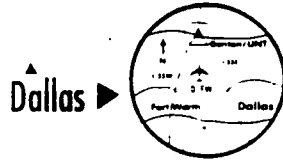
(713) 743-3029 (FAX)

(713) 743-3030



THE LANGUAGE AND CULTURE CENTER IS A MEMBER PROGRAM OF UCIEP (UNIVERSITY AND COLLEGE INTENSIVE ENGLISH PROGRAMS) AND AAIEP (AMERICAN ASSOCIATION OF INTENSIVE ENGLISH PROGRAMS). THE UNIVERSITY OF HOUSTON IS AN EQUAL OPPORTUNITY/AFFIRMATIVE ACTION INSTITUTION. MINORITIES, WOMEN, VETERANS AND PERSONS WITH DISABILITIES ARE ENCOURAGED TO APPLY.





High-quality English instruction

- For adult students (17 years old and older)
- Academic/professional programs; certificates given
- Eight-week sessions held year round; seven levels
- Professional, caring teachers
- Small classes (12:1 student/teacher ratio)
- Intensive study (22+ hours per week)
- Conversation classes and partners
- Computer lab with ESL software, word processing, electronic mail and access to the Internet

University of North Texas · Intensive English

The University of North Texas

- Provides conditional admission for IELI students
- Fourth-largest university in Texas; more than 25,000 students
- Offers bachelor's, master's and doctoral degrees and 133 degree majors
- Located in small, comfortable city about 35 miles north of Dallas
- Located in a warm climate
- No TOEFL for IELI graduates



About IELI

- Located on the University of North Texas campus in Denton, Texas
- Fast processing of I-20s for qualified students
- Low tuition — approximately \$150 per week

<http://www.unt.edu>

IELIMAIL@ISP.UNT.EDU



For more information write to:

University of North Texas
 Intensive English Language
 Institute Admissions Specialist
 P.O. Box 13258
 Denton, Texas
 76203-6258
 USA



Language Institute




Excellent student services

- Free transportation to and from Dallas/Fort Worth International Airport
- Housing assistance; UNT dormitory rooms available with American roommates
- Comprehensive orientation program
- Social, recreational and cultural activities
- Special group programs
- UNT identification cards, library services, student health center, sports facilities
- University and college placement assistance for anywhere in the United States

Phone: (817) 565-2003
 Fax: (817) 565-4822
 E-mail: IELIMAIL@ISP.UNT.EDU
 World Wide Web:
<http://www.unt.edu>

AACSB/ADA



Intensive English Program

Hrs/wk:	Class	Lab
B:	17	3
LI:	17	3
I:	18	2
A:	18	2

English for Specific Purposes • Test Preparation: TOEFL

Terms • 4 weeks year-round

Longest break(s) • not applicable

Average class size • 10

Program size • 65 average term

Distribution • Americas 40%; Asia/Oceania 30%; Europe, Western 10%; Middle East/North Africa 20%

Faculty • *Teachers:* 2 full-time, 4 part-time *Full-time teaching load:* 30 hours/week *Advanced degree ESL fields:* 1 full-time, 1 part-time *Administrators:* 1 full-time, 1 part-time

Eligibility • foreign nationals

Issues • I-20

Academic credit • not applicable

Tests • CELT

Services • crosscultural activities, housing assistance, recreational activities, visa/tax counseling

Costs • tuition \$425.00 4-weeks; application fee \$50.00; books \$30.00

Housing • *Campus housing:* no campus housing

Off-campus housing: readily available, moderately priced; assistance in locating provided

Board • no board plan

Other information • *Established:* 1983 *Endorsements:* TESOL standards, NAFA principles

1448

HOWARD PAYNE UNIVERSITY

Intensive English Program

Box 848 HPU Station
Brownwood TX 76801
Fax 915-649-8901

Academic year 1996/97

Intensive English Program

Hrs/wk:	Class	Lab	Conversation Partner
B:	20	5	5
LI:	20	5	5
I:	20	5	5
A:	20	5	5

Terms • 16 weeks beginning August, January; 5 weeks beginning June, July

Longest break(s) • not applicable

Average class size • 6

Program size • 15 average term

Distribution • Americas 10%; Asia/Oceania 80%; Europe, Eastern 10%

Faculty • *Teachers:* 3 full-time, 1 part-time *Full-time teaching load:* 20 hours/week 3 full-time *Administrators:* 1 part-time

Eligibility • all applicants

Issues • I-20

Academic credit • not offered *May take academic courses:* students may use native language to satisfy language requirement of 12 hours

Tests • Michigan tests, CELT

Services • academic counseling, academic placement, campus orientation, conversation partners, crosscultural activities, field trips, homestay, host family, housing assistance, international student adviser, personal/cultural counseling, recreational activities, visa/tax counseling

Costs • tuition \$2,928.00 16-weeks, \$915.00 5-weeks (\$16,000.00 for full year of ESL with room and board, including holidays); application fee \$50.00; activities fee

\$1,000.00; student service fee \$150.00; health insurance, books \$714.00 year; activities fee for 5-weeks \$102.00

Housing • *Campus housing:* available year-round

Off-campus housing: readily available, moderately priced *Room:* \$700.00 16-weeks

Board • board plan \$875.00 16-weeks

Other information • *Established:* 1993 *Endorsements:* TESOL standards, NAFA principles (HE) (P+C)

1449

IELS LANGUAGE SCHOOL

Intensive English Program

1501 West 5th
Suite D
Austin TX 78703
Ph 512-476-3909
Fax 512-476-6004
E-mail iels@88net.net

Academic year 1996/97

Intensive English Program

Hrs/wk:	Class	CAI
B:	20	3
LI:	20	3
I:	20	3
A:	20	3

IEP note • 3-5 hours language lab

English for Specific Purposes • Business 5-10 hrs/wk, Test Preparation: TOEFL 5-10 hrs/wk

Terms • 15 weeks beginning September, January; 12 weeks beginning May

Longest break(s) • not applicable

Average class size • 10

Program size • 50 average term

Distribution • Africa 2%; Americas 50%; Asia/Oceania 30%; Europe, Eastern 5%; Europe, Western 10%; Middle East/North Africa 3%

Faculty • *Teachers:* 3 full-time, 3 part-time *Full-time teaching load:* 20 hours/week *Advanced degree ESL fields:* 2 full-time, 1 part-time *Administrators:* 2 full-time, 2 part-time

Eligibility • all applicants

Issues • I-20

Academic credit • not applicable

Tests • Institutional TOEFL, Michigan tests

Services • academic counseling, conversation partners, crosscultural activities, field trips, homestay, housing assistance, international student adviser, personal/cultural counseling, recreational activities, visa/tax counseling

Costs • tuition \$2,000.00 15-weeks; application fee \$25.00; health insurance \$47.00 month

Housing • *Campus housing:* no campus housing

Off-campus housing: readily available, moderately priced; assistance in locating provided

Board • no board plan

Other information • *Established:* 1982 *Member:* AAIEP

Endorsements: TESOL standards, NAFA principles

1450

INTENSIVE ENGLISH INSTITUTE, KINGSVILLE

Intensive English Program

c/o Texas A&M University
Campus Box 137
Kingsville TX 78363
Ph 512-595-2774
Fax 512-595-2741

Academic year 1996/97

Intensive English Program

Hrs/wk:	Class	Lab
B:	20	5
LI:	20	5
I:	20	5
A:	20	5

English for Specific Purposes • Test Preparation: unspecified test 3 hrs/wk

Terms • 8 weeks beginning August, October, January, March, May, July

Longest break(s) • not applicable

Average class size • 11

Program size • 45 average term

Distribution • Africa 4%; Americas 3%; Asia/Oceania 15%; Europe, Eastern 10%; Europe, Western 8%; Middle East/North Africa 40%; Other/Unknown 20%

Faculty • *Teachers*: 4 full-time, 2 part-time *Full-time teaching load*: 21 hours/week *Advanced degree ESL fields*: 4 full-time, 2 part-time *Administrators*: 2 full-time

Eligibility • all applicants

Issues • I-20

Academic credit • not applicable *May take academic courses*: if academically admissible

Tests • Michigan tests, TOEIC

Services • academic counseling, academic placement, field trips, homestay, host family, personal/cultural counseling, recreational activities

Costs • tuition \$1,295.00 8-weeks; application fee \$95.00; activities fee \$95.00; health insurance \$168.00; books \$100.00

Housing • *Campus housing*: available year-round

Off-campus housing: readily available, moderately priced; assistance in locating provided *Room*: \$420.00 8-weeks

Board • board plan \$425.00 8-weeks

Other information • *Established*: 1982 *Member*: AAIEP *Endorsements*: TESOL standards, NAFSA principles

1451

INTERNATIONAL CENTER FOR LANGUAGE STUDIES, HOUSTON

Intensive English Program

2640 Fountainview Drive
Suite 140
Houston TX 77057
Ph 713-789-1999
Fax 713-789-0056

Academic year 1995/96

Intensive English Program

Hrs/wk:	Class
B:	20
LI:	20
I:	20
A:	20

IEP note • Language lab optional

English for Specific Purposes • Business, Test Preparation: TOEFL, Other: Accent Reduction, GED

Terms • 4 weeks year-round

Longest break(s) • not applicable

Average class size • 6

Program size • 25 average term

Distribution • Africa 2%; Americas 59%; Asia/Oceania 12%; Europe, Eastern 4%; Europe, Western 10%; Middle East/North Africa 10%; Other/Unknown 3%

Faculty • *Teachers*: 6 full-time, 10 part-time *Full-time teaching load*: 20 hours/week *Advanced degree ESL fields*: 3 full-time, 7 part-time *Administrators*: 2 full-time, 1 part-time

Eligibility • foreign nationals

Issues • I-20

Academic credit • not applicable

Tests • locally developed tests

Services • academic counseling, field trips, homestay, personal/cultural counseling, recreational activities

Costs • tuition \$520.00 4-weeks; application fee \$30.00; materials \$15.00

Housing • *Campus housing*: no campus housing

Off-campus housing: readily available, moderately priced; assistance in locating provided

Board • no board plan

Other information • *Established*: 1982

1452

KAPLAN EDUCATIONAL CENTER, HOUSTON

Access America

7555 Bellaire Boulevard
Suite 200
Houston TX 77036-5055
Ph 800-522-7770, 713-988-4700, 212-262-4980
Fax 212-957-1654
E-mail world@kaplan.com
URL http://www.kaplan.com/intl
Application contact: Kaplan Educational Centers, International Admissions, 888 Seventh Avenue, New York NY 10106

Academic year 1996/97

Intensive English Program

Hrs/wk:	Class	Lab
LI:	15	10
I:	15	10
A:	15	10

English for Specific Purposes • Business 3 hrs/wk, Graduate Study 3 hrs/wk, Law 3 hrs/wk, Medicine 3 hrs/wk, Teaching Assistants 3 hrs/wk, Test Preparation: TOEFL, TOEIC, TWE, TSE 3 hrs/wk, Other: Test preparation also for GMAT, GRE, LSAT, SAT, MCAT, USMLE, others

Terms • 4 weeks beginning each month, four 12-week cycles per year

Longest break(s) • 2 weeks beginning July, 1 week beginning December

Average class size • 10

Program size • 75 average term

Distribution • Americas 26%; Asia/Oceania 54%; Europe, Eastern 10%; Europe, Western 4%; Middle East/North Africa 6%

Faculty • *Teachers*: 4 full-time, 3 part-time *Full-time teaching load*: 15 hours/week *Advanced degree ESL fields*: 4 full-time, 3 part-time *Administrators*: 2 full-time

Eligibility • all applicants with high school diploma

Issues • I-20

Academic credit • not offered *May take academic courses*: with minimum TOEFL of 530 or 550

Tests • Institutional TOEFL, Michigan tests, TOEIC

Services • academic counseling, academic placement, campus orientation, conversation partners, crosscultural activities, field trips, homestay, housing assistance, international student adviser, personal/cultural counseling, recreational activities, visa/tax counseling, test preparation

Costs • tuition \$2,100.00 12-weeks, includes books and materials; application fee \$200.00; application fee includes activities fee and health insurance

Housing • *Campus housing*: no campus housing

Off-campus housing: no information provided

Board • no board plan

Other information • *Established*: 1989 *Endorsements*: TESOL standards, NAFSA principles

Offering Quality English Language Instruction in a Friendly Atmosphere

Established 1982



IELS

Language School

◆ *English as a Second Language*

- Intensive English Program
- Business English Programs
- Accent Reduction Programs
- Cross-Cultural Programs
- TOEFL Prep Course
- Computer Instruction
- Conversation Classes
- Pronunciation Classes

- ★ Extensive Audio Language Lab
- ★ Professional, Helpful, Caring Teachers and Staff
- ★ Housing Assistance: Homestay, Dormitory, Apartment
- ★ **Computer Lab with access to large software library**
- ★ **Internet access, E-mail address, and Homepage**
- ★ Academic Counseling and Foreign Student Advising
- ★ Cultural Activities and Holiday Celebrations
- ★ Student Services such as Airport Pick-up
- ★ Many Trips in and around Austin

1501 West 5th, Suite D
Austin, Texas, USA 78703
Phone: (512) 476-3909
FAX: (512) 476-6004
E-Mail: iels@iels.com
Web Site: www.iels.com

Member of American Association of Intensive English Programs since 1990



1453

MIDWESTERN STATE UNIVERSITY

Intensive English Language Institute

3410 Taft Boulevard
Wichita Falls TX 76308
Ph 817-689-4609, 817-689-4685
Fax 817-689-4042
E-mail fwhiteb@nexus.mwsu.edu

Academic year 1995/96

Intensive English Program

Hrs/wk:	Class	Lab
B:	20	3
LI:	20	3
I:	20	3
A:	18	2

English for Specific Purposes • Aviation 10 hrs/wk**Terms** • 16 weeks beginning September, January; 11 weeks beginning June; students may enter term at any point**Longest break(s)** • not applicable**Average class size** • 10**Program size** • 35 average term**Distribution** • Americas 15%; Asia/Oceania 50%; Europe, Eastern 10%; Europe, Western 15%; Middle East/North Africa 10%**Faculty** • Teachers: 3 full-time, 6 part-time *Full-time teaching load*: 15 hours/week *Advanced degree ESL fields*: 2 full-time, 1 part-time *Administrators*: 1 full-time**Eligibility** • all applicants with proof of financial support**Issues** • I-20, IAP-66. I-20 includes academic admission conditional on English language proficiency (TOEFL 480)**Academic credit** • not offered**Tests** • Institutional TOEFL**Services** • academic counseling, academic placement, campus orientation, conversation partners, crosscultural activities, field trips, housing assistance, international student adviser, personal/cultural counseling, recreational activities, visa/tax counseling**Costs** • tuition \$2,250.00 16-weeks**Financial aid** • tuition waivers**Housing** • *Campus housing*: available year-round*Off-campus housing*: readily available, moderately priced; assistance in locating provided **Room**: \$900.00 16-weeks**Board** • board plan \$900.00 16-weeks**Other information** • *Established*: 1987 *Endorsements*: NAFA principles (HE) (P + C)

1454

OUR LADY OF THE LAKE UNIVERSITY OF SAN ANTONIO

Program in English as a Foreign Language

411 South West 24th Street
San Antonio TX 78207-4666
Ph 210-434-6711, 210-431-4027
Fax 210-436-0824
E-mail sanod@lake.ollusa.edu
URL <http://www.ollusa.edu>

Academic year 1996/97

Intensive English Program

Hrs/wk:	Class	Lab
B:	20	4
I:	20	3
A:	20	2

Terms • 15 weeks beginning August, January; 10 weeks beginning June**Longest break(s)** • not applicable**Average class size** • 13**Program size** • 28 average term**Distribution** • Americas 56%; Asia/Oceania 31%; Europe, Eastern 6%; Middle East/North Africa 7%**Faculty** • Teachers: 2 full-time, 1 part-time *Full-time teaching load*: 15 hours/week *Advanced degree ESL fields*: 2 full-time, 1 part-time**Eligibility** • foreign nationals minimum 18 years of age**Issues** • I-20. I-20 includes academic admission conditional on meeting admissions requirements**Academic credit** • not offered *May take academic courses*: with English language proficiency if academically admissible (TOEFL 500)**Tests** • Institutional TOEFL, Michigan tests**Services** • academic counseling, field trips, personal/cultural counseling**Costs** • tuition \$4,094.00 15-weeks; application fee \$15.00; activities fee \$25.00; lab, testing fee, technology \$140.00; health insurance fee not yet established**Financial aid** • scholarships, grants**Housing** • *Campus housing*: available year-round*Off-campus housing*: readily available; assistance in locating provided **Room**: \$810.00-\$1,030.00 15-weeks**Board** • board plan \$700.00-\$900.00 15-weeks**Other information** • *Established*: 1967 (HE) (P + C)

1455

RICE UNIVERSITY

Intensive English Program

School of Continuing Studies
Language Programs, MS 550, 6100 Main St
Houston TX 77005-1892
Ph 713-527-4019
Fax 713-285-5213
E-mail esl@rice.edu
URL <http://www.rice.edu/esl>

Academic year 1996/97

Intensive English Program

Hrs/wk:	Class
B:	20
LI:	20
I:	20
A:	20

IEP note • Language lab and CAI available**English for Specific Purposes** • Test Preparation: TOEFL, Other: Communication Skills, Professional Development 20 hrs/wk**Terms** • 7 weeks beginning September, October, January, March, May, July**Longest break(s)** • not applicable**Average class size** • 8**Program size** • 110 average term**Distribution** • Africa 1%; Americas 31%; Asia/Oceania 43%; Europe, Eastern 1%; Europe, Western 8%; Middle East/North Africa 16%**Faculty** • Teachers: 11 full-time, 8 part-time *Full-time teaching load*: 20 hours/week *Advanced degree ESL fields*: 9 full-time *Administrators*: 3 full-time**Eligibility** • foreign nationals minimum 18 years of age with secondary school certificate**Issues** • I-20**Academic credit** • not offered**Tests** • locally developed tests, CELT**Services** • academic counseling, academic placement, field trips, personal/cultural counseling, recreational activities**Costs** • tuition \$1,090.00 first 7-week session, \$1,000.00 for subsequent 7-week sessions if student applies by discount deadline; application fee \$55.00 applicable to tuition; books \$100.00**Housing** • *Campus housing*: limited *Off-campus housing*: readily available, moderately priced **Room**: \$215.00 month

Board • board plan \$70.00, 15 meals
Other information • *Established:* 1978 *Endorsements:* TESOL standards, NAFSA principles (HE) (P + C)

1456
SOUTHWEST TEXAS STATE UNIVERSITY

SWT/ESL
 601 University Drive
 San Marcos TX 78666
Ph 512-245-2507
Fax 512-245-3752
E-mail js23@a1.swt.edu
URL http://www.swt.edu

Academic year 1995/96
Intensive English Program

Hrs/wk:	Class
I:	20
A:	20

English for Specific Purposes • Test Preparation: TOEFL 3 hrs/wk

Terms • 15 weeks beginning August, January; 10 weeks beginning May

Longest break(s) • not applicable

Average class size • 7

Program size • 19 average term

Distribution • Africa 10%; Americas 30%; Asia/Oceania 30%; Europe, Eastern 10%; Europe, Western 10%; Middle East/North Africa 10%

Faculty • *Teachers:* 4 part-time *Advanced degree ESL fields:* 3 part-time *Administrators:* 1 full-time

Eligibility • international students with academic admission to host institution or planning US study

Issues • I-20. I-20 includes academic admission conditional on meeting admissions requirements

Academic credit • not offered

Tests • Institutional TOEFL

Services • academic counseling, campus orientation, conversation partners, crosscultural activities, field trips, housing assistance, personal/cultural counseling, recreational activities, health services counseling

Costs • tuition \$1,950.00 15-weeks; application fee \$100.00 applicable to tuition; health insurance \$199.00; university fees \$156.00; fees include bus, computer services, ID card, sports center, e-mail account

Housing • *Campus housing:* available year-round
Off-campus housing: moderately priced *Room and board:* \$2,240.00 15-weeks

Board • board plan included in housing

Other information • *Established:* 1994 *Endorsements:* TESOL standards, NAFSA principles (HE)

1457
TEXAS A&M UNIVERSITY

English Language Institute
 Department of Modern and Classical Languages
 College Station TX 77843-2130
Ph 409-845-7936
Fax 409-862-4326
E-mail eli@acs.tamu.edu
URL http://acs.tamu.edu/~eli/eli/eli.html

Academic year 1996/97

Intensive English Program

Hrs/wk:	Class	Lab
B:	20	6
LI:	20	6
I:	20	6
A:	20	6

IEP note • A: 6 hours CAI available

English for Specific Purposes • Teaching Assistants 3 hrs/wk

Terms • 16 weeks beginning September, January; 10 weeks beginning May

Longest break(s) • not applicable

Average class size • 14

Program size • 175 average term, 100 summer

Distribution • Africa 2%; Americas 30%; Asia/Oceania 50%; Europe, Eastern 5%; Europe, Western 3%; Middle East/North Africa 10%

Faculty • *Teachers:* 11 full-time, 3 part-time *Full-time teaching load:* 12 hours/week *Advanced degree ESL fields:* 4 full-time, 2 part-time *Administrators:* 1 full-time

Eligibility • foreign nationals

Issues • I-20, IAP-66

Academic credit • not offered *May take academic courses:* if academically admissible

Tests • International TOEFL, Michigan tests

Services • academic counseling, conversation partners, field trips, host family, personal/cultural counseling, recreational activities

Costs • Contact sponsor

Housing • *Campus housing:* no campus housing
Off-campus housing: readily available; assistance in locating provided

Board • board plan \$965.00 16-weeks

Other information • *Established:* 1975 *Member:* UCIEP (HE) (P + C)

1458
TEXAS CHRISTIAN UNIVERSITY

Intensive English Program

TCU Box 297720
 Fort Worth TX 76129-0001
Ph 817-921-7485
Fax 817-921-7761
E-mail k.gayle@tcu.edu
URL http://www.iep.tcu.edu/iep

Academic year 1996/97

Intensive English Program

Hrs/wk:	Class
LI:	20
I:	20
A:	20

IEP note • Computer writing lab available

English for Specific Purposes • Test Preparation: TOEFL 3 hrs/wk

Terms • 8 weeks beginning August, January; 6 weeks beginning March, May, July, October

Longest break(s) • not applicable

Average class size • 12

Program size • 50 average term

Faculty • *Teachers:* 3 full-time, 2 part-time *Full-time teaching load:* 20 hours/week *Advanced degree ESL fields:* 1 full-time *Administrators:* 1 full-time

Eligibility • international students with minimum TOEFL 425

Issues • I-20 I-20 may include academic admission conditional on English language proficiency

Academic credit • not offered *May take academic courses:* at Advanced level

Tests • International, Institutional TOEFL

Services • academic counseling, field trips, host family, personal/cultural counseling, recreational activities, tutoring, health center

Costs • tuition \$1,400.00 8-weeks, \$1,075.00 6-weeks; application fee \$45.00; health insurance \$100.00; summer activity fee \$3.00

Housing • *Campus housing*: available year-round
Off-campus housing: readily available, moderately priced; assistance in locating provided *Room*: \$1,000.00 16-weeks

Board • board plan \$800.00 16-weeks

Other information • *Established*: 1991 (HE) (P + C)

1459

TEXAS INTENSIVE ENGLISH PROGRAM

Intensive English Program

Dexter Hall
1103 West 24th Street
Austin TX 78705
Ph 512-477-4511
Fax 512-322-0592
E-mail 555-9239@mcimail.com

Academic year 1996/97

Intensive English Program

Hrs/wk:	Class
B:	20
LI:	20
I:	20
A:	20

IEP note • Language lab, reading lab and CAI optional
English for Specific Purposes • Test Preparation: GRE, SAT, TOEFL 5 hrs/wk, Other: EFL Teacher Training 20 hrs/wk

Terms • 15 weeks beginning August, January; 10 weeks beginning June; 8 weeks beginning January; 7 weeks beginning March; 6 weeks beginning June; 4 weeks beginning January, June; 3 weeks beginning July

Longest break(s) • not applicable

Average class size • 12

Program size • 280 average term

Distribution • Africa 1%; Americas 30%; Asia/Oceania 53%; Europe, Eastern 1%; Europe, Western 5%; Middle East/North Africa 10%

Faculty • *Teachers*: 21 full-time, 3 part-time *Full-time teaching load*: 20 hours/week *Advanced degree ESL fields*: 21 full-time, 3 part-time *Administrators*: 3 full-time

Eligibility • foreign nationals

Issues • I-20

Academic credit • not applicable *May take academic courses*: if academically admissible

Tests • Institutional TOEFL, TOEIC

Services • academic counseling, academic placement, airport meeting, campus orientation, conversation partners, field trips, homestay, housing assistance, personal/cultural counseling, recreational activities, visa/tax counseling

Costs • tuition \$2,250.00 15-weeks; health insurance \$110.00; activities fee included in tuition

Housing • *Campus housing*: available *Off-campus housing*: readily available; assistance in locating provided *Room and board*: fees vary by type of housing and season

Board • board plan

Other information • *Established*: 1965 *Member*: UCIEP, AAIEP *Endorsements*: TESOL standards, NAFSA principles (HE) •

1460

TEXAS LUTHERAN UNIVERSITY

Intensive English Program

Langner Hall 242
1000 West Court Street
Seguin TX 78155
Ph 210-372-6089, 210-372-8050
Fax 210-372-8096
E-mail admissions@tx.lutheran.edu
URL http://www.TxLutheran.edu

Academic year 1996/97

Intensive English Program

Hrs/wk:	Class
B:	30
LI:	30
I:	30
A:	30

IEP note • Classroom instruction in workshop format
English for Specific Purposes • Test Preparation: TOEFL 3 hrs/wk

Terms • 8 weeks beginning August, October, January, March, June

Longest break(s) • not applicable

Average class size • 18

Program size • 18 average term

Distribution • Asia/Oceania 98%; Other/Unknown 2%

Faculty • *Teachers*: 2 full-time, 3 part-time *Full-time teaching load*: 15 hours/week *Advanced degree ESL fields*: 1 full-time, 2 part-time *Administrators*: 1 full-time

Eligibility • foreign nationals

Issues • I-20. I-20 includes academic admission conditional on English language proficiency (TOEFL 550)

Academic credit • not offered *May take academic courses*: with approval of portfolio work and interview

Tests • Portfolio-based assessment only

Services • academic counseling, academic placement, airport meeting, field trips, international student adviser, personal/cultural counseling, recreational activities

Costs • tuition \$13,062.00 9-months; application fee \$25.00; activities fee \$70.00; health insurance \$432.00

Housing • *Campus housing*: available *Off-campus housing*: not permitted *Room and board*: included in tuition

Board • room and board included in tuition

Other information • *Established*: 1990 (HE) (P + C)

1461

TEXAS TECH UNIVERSITY

Intensive English Program

PO Box 42071
Lubbock TX 79409-2071
Ph 806-742-3147
Fax 806-742-3306
E-mail pvljs@ttacsi.ttu.edu

Academic year 1996/97

Intensive English Program

Hrs/wk:	Class
B:	20
LI:	20
I:	20
A:	20

IEP note • Up to 40 hours self-paced study

English for Specific Purposes • Business 20 hrs/wk, Test Preparation: unspecified test 5 hrs/wk

Terms • 7 weeks beginning August, October, January, March; 5 weeks beginning May, July

Longest break(s) • not applicable

Average class size • 9

Program size • 45 average term
Distribution • Africa 2%; Americas 8%; Asia/Oceania 5%; Europe, Eastern 2%; Europe, Western 60%; Middle East/North Africa 23%
Faculty • *Teachers*: 2 full-time, 3 part-time *Full-time teaching load*: 20 hours/week *Advanced degree ESL fields*: 2 full-time, 3 part-time *Administrators*: 1 full-time
Eligibility • foreign nationals with secondary school certificate, minimum 18 years of age
Issues • I-20

Academic credit • not offered *May take academic courses*: if academically admissible

Tests • Michigan tests

Services • academic counseling, academic placement, field trips, host family, personal/cultural counseling, recreational activities, visa/tax counseling

Costs • tuition \$1,000.00 7-weeks, \$760.00 5-weeks; application fee \$35.00; activities fee \$25.00; health service, technology \$64.00; optional recreation center \$32.00; fees are for 2 sessions

Housing • *Campus housing*: available year-round *Off-campus housing*: readily available, moderately priced; assistance in locating provided *Room and board*: \$3,208.00-\$4,135.00 academic year

Board • board plan included in housing

Other information • *Established*: 1981 *Member*: AAIEP *Endorsements*: TESOL standards, NAFSA principles (HE) (P + C)

1463

UNIVERSITY OF DALLAS

Intensive English Program

1845 East Northgate Drive
 Irving TX 75062

Ph 214-721-5011

Fax 214-721-5254

Academic year 1996/97

Intensive English Program

Hrs/wk:	Class	Elective
B:	20	
LI:	20	
I:	20	
A:	15-20	3

English for Specific Purposes • Test Preparation: TOEFL (Advanced level) 5 hrs/wk

Terms • 5 weeks beginning June, July; 4 weeks beginning September, October, November, January, February, March, April

Longest break(s) • not applicable

Average class size • 14

Program size • 32 average term

Distribution • Americas 35%; Asia/Oceania 45%; Europe, Eastern 5%; Europe, Western 10%; Middle East/North Africa 5%

Faculty • *Teachers*: 1 full-time, 4 part-time *Full-time teaching load*: 20 hours/week *Advanced degree ESL fields*: 1 full-time, 4 part-time *Administrators*: 1 full-time, 1 part-time
Eligibility • foreign nationals with secondary school certificate and GPA 2.0

Issues • I-20, IAP-66

Academic credit • not offered *May take academic courses*: at Advanced level with program director's approval

Tests • Institutional TOEFL, locally developed tests

Services • academic counseling, campus orientation, conversation partners, field trips, homestay, housing assistance, international student adviser, personal/cultural counseling, visa/tax counseling

Costs • tuition \$660.00 4-weeks; application fee \$25.00; activities fee \$30.00; health insurance \$96.00 8-weeks

Housing • *Campus housing*: available academic year *Off-campus housing*: readily available, moderately priced; assistance in locating provided *Room and board*: \$2,415.00 16-weeks

Board • board plan included in housing

Other information • *Established*: 1992 *Endorsements*: TESOL standards, NAFSA principles (HE) (P + C)

1462

TEXAS WESLEYAN UNIVERSITY

Intensive English Language

1201 Wesleyan Street
 Fort Worth TX 76105-0010

Ph 817-531-4468

Fax 817-531-4935

E-mail englishtwo@aol.com

Academic year 1996/97

Intensive English Program

Hrs/wk:	Class	Lab
B:	20	1
LI:	20	1
I:	20	1
A:	20	1

IEP note • CAI, conversation partners, field trips optional
English for Specific Purposes • Test Preparation: TOEFL 2-1/2 hrs/wk

Terms • 17 weeks beginning August, January, April; 12 weeks beginning February; 10 weeks beginning October, June; 9 weeks beginning January; 6 weeks beginning June

Longest break(s) • not applicable

Average class size • 10

Program size • 50 average term

Distribution • Africa 7%; Americas 32%; Asia/Oceania 49%; Europe, Western 10%; Middle East/North Africa 2%

Faculty • *Teachers*: 5 full-time, 3 part-time *Full-time teaching load*: 20 hours/week *Advanced degree ESL fields*: 3 full-time

Eligibility • foreign nationals

Issues • I-20. I-20 includes academic admission conditional on meeting admissions requirements

Academic credit • 6 undergraduate degree credits for ESL replacing foreign language *May take academic courses*: if academically admissible

Tests • Institutional TOEFL, locally developed tests, CELT, SLEP

Services • academic counseling, academic placement, field trips, personal/cultural counseling, recreational activities

1464
UNIVERSITY OF HOUSTON, DOWNTOWN

English Language Institute

1 Main Street
 Room 606S
 Houston TX 77002
Ph 713-221-8047
Fax 713-221-8546
E-mail abramovich@dt3.dt.uh.edu
URL http://www.dt.uh.edu

Academic year 1996/97

Intensive English Program

Hrs/wk:	Class	Lab
B:	20	1
LI:	20	1
I:	20	1
A:	20	1

IEP note • Up to 20 hours voluntary language lab; CAI, individualized language lab available

English for Specific Purposes • Business 5 hrs/wk, Marketing 5 hrs/wk, Science 5 hrs/wk, Test Preparation: TOEFL 4 hrs/wk, Other: ESL Teacher Training summer program

Terms • 13 weeks beginning September, January, May; 7 weeks beginning October, February, July

Longest break(s) • not applicable

Average class size • 12

Program size • 90 average term

Distribution • Africa 1%; Americas 22%; Asia/Oceania 52%; Europe, Eastern 1%; Europe, Western 6%; Middle East/North Africa 18%

Faculty • *Teachers:* 3 full-time, 6 part-time *Full-time teaching load:* 18 hours/week *Advanced degree ESL fields:* 3 full-time, 5 part-time *Administrators:* 1 full-time, 2 part-time

Eligibility • foreign nationals

Issues • I-20, IAP-66. I-20 includes academic admission conditional on English language proficiency (TOEFL 550)

Academic credit • 3 undergraduate degree credits for ESL replacing electives

Tests • International, Institutional TOEFL

Services • academic counseling, airport meeting, field trips, homestay, host family, housing assistance, personal/cultural counseling, recreational activities

Costs • tuition \$1,495.00 13-weeks; application fee \$60.00; activities fee \$40.00; health insurance \$200.00; lab fee \$30.00; health insurance fee for term is approximate based on daily rate

Housing • *Campus housing:* no campus housing

Off-campus housing: readily available, moderately priced; assistance in locating provided

Board • no board plan

Other information • *Established:* 1974 *Member:* AAIEP *Endorsements:* TESOL standards, NAFSA principles (HE) ▀

1465
UNIVERSITY OF HOUSTON, MAIN CAMPUS

Language and Culture Center

Department of English
 Houston TX 77204-3012
Ph 713-743-3030
Fax 713-743-3029
E-mail jdavidson@uh.edu
URL http://bentley.uh.edu/English/LCC/home.htm

Academic year 1996/97

Intensive English Program

Hrs/wk:	Class	Lab	Conversation
B:	15	3	5
LI:	15	3	5
I:	15	2	5
A:	25		

IEP note • B, LI: 2 hours individualized instruction; I: 3 hours individualized instruction; A: readings in crosscultural communication, academic course observation

English for Specific Purposes • Teaching Assistants 3 hrs/wk, Test Preparation: GRE, TOEFL 3 hrs/wk

Terms • 14 weeks beginning September, January, May; 7 weeks beginning July

Longest break(s) • not applicable

Average class size • 12

Program size • 160 average term

Distribution • Africa 4%; Americas 18%; Asia/Oceania 58%; Europe, Eastern 4%; Europe, Western 2%; Middle East/North Africa 14%

Faculty • *Teachers:* 13 full-time, 11 part-time *Full-time teaching load:* 20 hours/week *Advanced degree ESL fields:* 13 full-time, 1 part-time

Administrators: 5 full-time

Eligibility • foreign nationals

Issues • I-20, IAP-66

Academic credit • not offered *May take academic courses:* if academically admissible

Tests • Institutional TOEFL, Michigan tests

Services • academic counseling, field trips, homestay, personal/cultural counseling, recreational activities

Costs • tuition \$1,845.00 14-weeks; application fee \$100.00; activities fee \$35.00; health insurance \$160.00; university fees \$152.00; fees include student services, library, university center, health center

Financial aid • 3 scholarships awarded annually to returning students

Housing • *Campus housing:* available year-round

Off-campus housing: readily available, moderately priced; assistance in locating provided *Room and board:* \$2,350.00 14-weeks

Board • board plan included in housing

Other information • *Established:* 1975 *Member:* UCIEP, AAIEP *Endorsements:* TESOL standards, NAFSA principles (HE) (P + C)

1466
UNIVERSITY OF MARY HARDIN-BAYLOR

English for Speakers of Other Languages

UMHB Box 8374
 Belton TX 76513
Ph 800-727-8642, 817-939-4556, 817-939-4949
Fax 817-939-4535

Academic year 1995/96

Intensive English Program

Hrs/wk:	Class	Lab
B:	15	3
LI:	15	3
I:	15	3
A:	15	3

Terms • 15 weeks beginning August, January

Longest break(s) • not applicable

Average class size • 10

Program size • 30 average term

Distribution • Americas 35%; Asia/Oceania 50%; Other/Unknown 15%

Faculty • *Teachers:* 2 full-time *Full-time teaching load:* 15 hours/week *Advanced degree ESL fields:* 2 full-time

Administrators: 1 full-time

Eligibility • international students with academic admission to host institution

Issues • I-20

Academic credit • 15 undergraduate degree credits for ESL
May take academic courses: with adequate English language proficiency

Tests • Institutional TOEFL

Services • academic counseling, campus orientation, conversation partners, international student adviser, visa/tax counseling

Costs • tuition \$3,150.00 15-weeks; application fee \$135.00; activities fee \$210.00

Housing • *Campus housing:* available academic year
Off-campus housing: difficult to find, moderately priced
Room: \$750.00 15-weeks

Board • board plan \$947.00 15-weeks

Other information • *Established:* 1985 (HE) (P + C)

1468

UNIVERSITY OF NORTH TEXAS

Intensive English Language Institute

PO Box 13258
Denton TX 76203-3258
Ph 817-565-2003
Fax 817-565-4822
E-mail rebeccas@isp.unt.edu
URL http://www.unt.edu

Academic year 1996/97

Intensive English Program

Hrs/wk:	Class	Lab
B:	20	3
LI:	20	3
I:	20	3
A:	20	3

IEP note • 2 hours fluency classes may be required; 2 hours pronunciation or speaking practice and 3 hours spelling available; I, A: 3 hours academic preparation

English for Specific Purposes • Graduate Study 15 hrs/wk, Teaching Assistants 3 hrs/wk, Test Preparation: TOEFL 3 hrs/wk

Terms • 8 weeks beginning August, October, January, March, June

Longest break(s) • not applicable

Average class size • 11

Program size • 300 average term

Distribution • Americas 10%; Asia/Oceania 60%; Europe, Eastern 10%; Europe, Western 10%; Middle East/North Africa 10%

Faculty • *Teachers:* 31 full-time, 2 part-time *Full-time teaching load:* 20 hours/week *Advanced degree ESL fields:* 25 full-time, 1 part-time *Administrators:* 4 full-time

Eligibility • foreign nationals

Issues • I-20, IAP-66. I-20 includes academic admission conditional on meeting admissions requirements

Academic credit • not offered *May take academic courses:* at Advanced level

Tests • International, Institutional TOEFL; Michigan tests

Services • academic counseling, airport meeting, campus orientation, field trips, housing assistance, international student adviser, personal/cultural counseling, recreational activities

Costs • tuition \$1,225.00 8-weeks; application fee \$40.00; health insurance \$433.00 year

Housing • *Campus housing:* available year-round
Off-campus housing: readily available, moderately priced; assistance in locating provided *Room and board:* \$150.00 1-week

Board • board plan included in housing

Other information • *Established:* 1977 *Member:* UCIEP, AAIEP *Endorsements:* TESOL standards, NAFSA principles (HE) (P + C)•

1467

UNIVERSITY OF NORTH TEXAS

Graduate Preparation Course

Intensive English Language Institute
PO Box 13258
Denton TX 76203-3258
Ph 817-565-2003
Fax 817-565-4822
E-mail rebeccas@isp.unt.edu
URL http://www.unt.edu

Academic year 1996/97

Graduate Preparation Program

English for Specific Purposes • Graduate Study 15 hrs/wk, Teaching Assistants 3 hrs/wk, Test Preparation: TOEFL 3 hrs/wk *Minimum English language proficiency required:* TOEFL 550 and TWE 4.5, or completion of level 6 of IELI
Hrs/wk: 15 hours in fall/spring, 22 hours in summer
Program prepares foreign nationals in the areas of language, educational development and the social/community environment. Topics include public speaking, professional lectures, test preparation, orientation to US communities, campus life, research procedures and researched writing, reading skills and reading speed improvement.

Terms • 15 weeks beginning August, January; 10 weeks beginning June

Longest break(s) • not applicable

Average class size • 10

Program size • 10 average term

Distribution • Americas 10%; Asia/Oceania 60%; Europe, Eastern 10%; Europe, Western 10%; Middle East/North Africa 10%

Faculty • *Teachers:* 2 full-time, 1 part-time *Full-time teaching load:* 20 hours/week *Advanced degree ESL fields:* 2 full-time, 1 part-time *Administrators:* 1 full-time

Eligibility • foreign nationals

Issues • I-20, IAP-66

Academic credit • not offered *May take academic courses*

Tests • Institutional TOEFL, SPEAK

Services • academic counseling, academic placement, airport meeting, campus orientation, field trips, housing assistance, international student adviser, personal/cultural counseling, recreational activities, ID card

Costs • tuition \$1,650.00 10- or 16-weeks; application fee \$40.00; health insurance \$433.00 year

Housing • *Campus housing:* available year-round
Off-campus housing: readily available, moderately priced; assistance in locating provided *Room and board:* \$150.00 1-week

Board • board plan included in housing

Other information • *Established:* 1991 *Member:* UCIEP, AAIEP *Endorsements:* TESOL standards, NAFSA principles (HE) (P + C)•

1469

UNIVERSITY OF TEXAS AT ARLINGTON

Intensive English Program

English Language Institute
Box 19560
Arlington TX 76019-0560
Ph 817-272-2730
Fax 817-272-2730
E-mail eliinfo@uta.edu
URL http://www.uta.edu

Academic year 1996/97

Intensive English Program

Hrs/wk:	Class
B:	20
LI:	20
I:	20
A:	20

IEP note • Language lab optional; CAI available
Terms • 16 weeks beginning August, January; 10 weeks beginning June
Longest break(s) • not applicable
Average class size • 12
Program size • 130 average term
Distribution • Africa 2%; Americas 9%; Asia/Oceania 77%; Europe, Eastern 2%; Europe, Western 1%; Middle East/North Africa 9%
Faculty • *Teachers*: 12 full-time, 3 part-time *Full-time teaching load*: 20 hours/week *Advanced degree ESL fields*: 12 full-time, 2 part-time *Administrators*: 2 full-time, 7 part-time
Eligibility • international students with secondary school certificate
Issues • I-20, IAP-66
Academic credit • not offered *May take academic courses*: if academically admissible
Tests • Institutional TOEFL
Services • academic counseling, airport meeting, field trips, personal/cultural counseling, recreational activities, library
Costs • tuition \$2,000.00 16-weeks; application fee \$100.00 applicable to tuition; health insurance \$170.00
Housing • *Campus housing*: available year-round *Off-campus housing*: readily available, moderately priced *Room*: \$700.00 16-weeks
Board • board plan \$700.00 16-weeks
Other information • *Established*: 1980 *Member*: AAIEP *Endorsements*: TESOL standards, NAFSA principles (HE) (P + C)

1470

UNIVERSITY OF TEXAS AT AUSTIN

Academic English Program

ESL Services, International Office
 Drawer A, UT Station
 Austin TX 78713-7206
Ph 512-471-2480
Fax 512-471-8848
E-mail eslserv@utxsvs.cc.utexas.edu
URL <http://www.io.utexas.edu>

Academic year 1995/96

Intensive English Program

Hrs/wk:	Class
LI:	20
I:	20
A:	20

IEP note • Additional outside assignments
English for Specific Purposes • Graduate Study 20 hrs/wk, Test Preparation: GMAT, GRE, TOEFL 4 hrs/wk
Terms • 15 weeks beginning August, January; 9 weeks beginning June; 4 weeks beginning July
Longest break(s) • not applicable
Average class size • 11
Program size • 53 average term
Distribution • Americas 31%; Asia/Oceania 59%; Europe, Eastern 3%; Middle East/North Africa 7%
Faculty • *Teachers*: 4 full-time, 5 part-time *Full-time teaching load*: 20 hours/week *Advanced degree ESL fields*: 3 full-time, 4 part-time *Administrators*: 2 part-time
Eligibility • international students planning US study, intermediate English proficiency
Issues • I-20, IAP-66

Academic credit • not offered *May take academic courses*: if academically admissible or an exchange program participant
Tests • Institutional TOEFL
Services • academic counseling, campus orientation, conversation partners, crosscultural activities, field trips, housing assistance, international student adviser, personal/cultural counseling, recreational activities, visa/tax counseling
Costs • tuition \$2,664.00 15-weeks; application fee \$100.00 applicable to tuition; activities fee \$40.00; health center, books, supplies \$142.00; health insurance included in tuition
Housing • *Campus housing*: no campus housing *Off-campus housing*: readily available, moderately priced; assistance in locating provided
Board • no board plan
Other information • *Established*: 1992 *Endorsements*: TESOL standards, NAFSA principles (HE) (P + C)

1471

UNIVERSITY OF TEXAS AT BROWNSVILLE

Language Institute

80 Fort Brown
 Building 31
 Brownsville TX 78520
Ph 210-548-6515
Fax 210-544-8988
E-mail lforse@utb.edu

Academic year 1996/97

Intensive English Program

Hrs/wk:	Class	Lab
LI:	12	6
I:	24	6
A:	24	6

English for Specific Purposes • Aviation 6 hrs/wk, Business 6 hrs/wk, Hotel Administration 6 hrs/wk, Travel 6 hrs/wk, Test Preparation: TOEFL 6 hrs/wk
Terms • 12 weeks beginning September, January, June; 4 weeks beginning July
Longest break(s) • not applicable
Average class size • 10
Program size • 1,000 average term
Distribution • Americas 90%; Asia/Oceania 3%; Europe, Eastern 5%; Middle East/North Africa 2%
Faculty • *Teachers*: 4 full-time, 32 part-time *Full-time teaching load*: 20 hours/week *Advanced degree ESL fields*: 4 full-time, 21 part-time *Administrators*: 1 full-time
Eligibility • all applicants
Issues • I-20
Academic credit • 24 undergraduate degree credits for ESL *May take academic courses*: if academically admissible
Tests • International, Institutional TOEFL; Michigan tests
Services • academic counseling, academic placement, campus orientation, conversation partners, crosscultural activities, field trips, international student adviser, personal/cultural counseling, recreational activities
Costs • Contact sponsor
Housing • *Campus housing*: no campus housing *Off-campus housing*: readily available; assistance in locating provided
Board • no board plan
Other information • *Established*: 1995 *Endorsements*: TESOL standards, NAFSA principles (HE) (P + C)

1472

UNIVERSITY OF TEXAS-PAN AMERICAN

English Language Institute

1201 West University Drive
Edinburg TX 78539-2999
Ph 210-381-2133, 210-316-7101
Fax 210-384-5001
E-mail kellyg@panam.edu

Academic year 1995/96

Intensive English Program

Table with 3 columns: Hrs/wk, Class, Lab. Rows for levels B, LI, I, A.

English for Specific Purposes • Business 6 hrs/wk, Test Preparation: TOEFL 6 hrs/wk

Terms • 8 weeks beginning August, October, January, March, May; 4 weeks beginning July

Longest break(s) • not applicable

Average class size • 9

Program size • 64 average term

Distribution • Americas 98%; Europe, Eastern 1%; Europe, Western 1%

Faculty • Teachers: 3 full-time, 4 part-time Full-time teaching load: 20 hours/week Advanced degree ESL fields: 2 full-time, 2 part-time Administrators: 1 full-time

Eligibility • all applicants with secondary school certificate, minimum 17 years of age; minimum 13 years of age for 4-week summer session

Issues • I-20

Academic credit • not offered

Tests • International, Institutional TOEFL; Michigan tests

Services • academic counseling, campus orientation, conversation partners, crosscultural activities, international student adviser, recreational activities, visa/tax counseling

Costs • tuition \$750.00 8-weeks; application fee \$100.00 applicable to tuition; student services \$65.00

Housing • Campus housing: available year-round Off-campus housing: readily available, moderately priced; assistance in locating provided Room and board: \$650.00 8-weeks

Board • board plan included in housing

Other information • Established: 1981 Endorsements: NAFA principles (HE)

Terms • 10 weeks beginning September, January, March, June

Longest break(s) • not applicable

Average class size • 8

Program size • 25 average term

Distribution • Americas 4%; Asia/Oceania 92%; Europe, Western 4%

Faculty • Teachers: 3 full-time, 3 part-time 1 full-time

Administrators: 2 part-time

Eligibility • all applicants minimum 18 years of age, minimum 16 years in summer, official statement of financial responsibility

Issues • I-20

Academic credit • not applicable May take academic courses: with program director's approval

Tests • Michigan tests

Services • academic counseling, academic placement, campus orientation, conversation partners, crosscultural activities, field trips, homestay, host family, housing assistance, international student adviser, personal/cultural counseling, recreational activities, visa/tax counseling

Costs • tuition \$1,800.00 10-weeks; application fee \$50.00; health insurance \$160.00

Housing • Campus housing: limited Off-campus housing: readily available, moderately priced; assistance in locating provided Room: \$450.00 10-weeks

Board • board plan \$480.00 10-weeks

Other information • Established: 1992 Endorsements: TESOL standards, NAFA principles

1474

BRIGHAM YOUNG UNIVERSITY

English Language Center

2113 JKHB
Provo UT 84602
Ph 800-298-8375, 801-378-2691
Fax 801-378-8295
E-mail glen__probst@byu.edu
URL http://humanities.byu.edu/elc/ELCBrochure

Academic year 1996/97

Intensive English Program

Table with 3 columns: Hrs/wk, Class. Rows for levels B, LI, I, A.

IEP note • 5-15 hours language lab; TOEFL lab, TOEIC study and CAI available

English for Specific Purposes • Test Preparation: unspecified test 5 hrs/wk

Terms • 14 weeks beginning September, January, May

Longest break(s) • not applicable

Average class size • 12

Program size • 180 average term

Distribution • Americas 37%; Asia/Oceania 50%; Europe, Eastern 3%; Europe, Western 6%; Middle East/North Africa 4%

Faculty • Teachers: 7 full-time, 40 part-time Full-time teaching load: 15 hours/week Advanced degree ESL fields: 7 full-time, 20 part-time Administrators: 2 full-time, 1 part-time

Eligibility • all applicants minimum 17 years of age

Issues • I-20

Academic credit • not offered May audit academic courses

Tests • Institutional TOEFL, Michigan tests

Services • academic counseling, field trips, host family, personal/cultural counseling, recreational activities, interactive video disk lab, religion class

Costs • tuition \$1,450.00 14-weeks; application fee \$25.00; health insurance \$115.00

Intensive English Programs - Utah

UTAH

1473

AMERICAN WEST LANGUAGE INSTITUTE

Intensive English Program

c/o Dixie College
225 South 700 East
St George UT 84770
Ph 801-652-7500
Fax 801-656-4006

Academic year 1996/97

Intensive English Program

Table with 3 columns: Hrs/wk, Class, Lab. Rows for levels B, LI, I, A.

English for Specific Purposes • Test Preparation: unspecified test



Housing • *Campus housing*: available year-round
Off-campus housing: readily available, moderately priced
Room and board: \$1,815.00 14-weeks
Board • board plan included in housing
Other information • *Established*: 1980 *Endorsements*:
 TESOL standards, NAFSA principles (HE) (P + C)

1475

COLLEGE OF EASTERN UTAH

Intensive English Program

Supplemental English Institute
 Price UT 84501
Ph 800-336-2381, 801-637-2120
Fax 801-637-4102
E-mail jjohnson@ac.ceu.edu
URL http://www.ceu.edu/

Academic year 1995/96

Intensive English Program

Hrs/wk:	Class	Conversation Partners
LI:	15	2
I:	15	2
A:	15	2

IEP note • Language lab optional; new students must take 1 credit orientation course
Terms • 10 weeks beginning September, January, March; 5 weeks beginning June, July
Longest break(s) • not applicable
Average class size • 8
Program size • 35 average term
Distribution • Asia/Oceania 80%; Europe, Eastern 10%; Europe, Western 10%
Faculty • *Teachers*: 3 full-time *Full-time teaching load*: 5 hours/week *Advanced degree ESL fields*: 1 full-time *Administrators*: 1 part-time
Eligibility • international students with academic admission to host institution
Issues • I-20. I-20 includes academic admission
Academic credit • degree credits for ESL *May take academic courses*: with adviser's approval
Tests • International, Institutional TOEFL, SAT, ACT
Services • academic counseling, academic placement, field trips, personal/cultural counseling, recreational activities
Costs • tuition \$1,440.00 10-weeks; application fee \$25.00; 3-week orientation \$500.00; activities fee and health insurance included in tuition
Housing • *Campus housing*: available year-round
Off-campus housing: readily available, moderately priced; assistance in locating provided *Room*: \$365.00 10-weeks
Board • board plan \$565.00 10-weeks
Other information • *Established*: 1986 *Endorsements*: TESOL standards, NAFSA principles (HE) (P + C)

1476

ENGLISH LANGUAGE STUDY CENTER, CEDAR CITY

Intensive English Program

c/o Southern Utah University
 351 West Center Street
 Cedar City UT 84720
Ph 801-865-8033, 801-865-8246
Fax 801-865-8013
E-mail elsc@suu.edu

Academic year 1996/97

Intensive English Program

Hrs/wk:	Class	Living Language Lab
B:	22	3
LI:	22	3
I:	22	3
A:	22	3

English for Specific Purposes • Test Preparation: TOEFL 2 hrs/wk
Terms • 5 weeks beginning August, September, November, January, February, March, April, June, July
Longest break(s) • not applicable
Average class size • 8
Program size • 35 average term
Distribution • Americas 20%; Asia/Oceania 70%; Europe, Eastern 2%; Europe, Western 2%; Other/Unknown 6%
Faculty • *Teachers*: 2 full-time, 9 part-time *Full-time teaching load*: 15 hours/week *Administrators*: 1 full-time
Eligibility • all applicants
Issues • I-20. I-20 includes academic admission conditional on English language proficiency (TOEFL 480-500)
Academic credit • not applicable *May take academic courses*: with adequate English language proficiency (TOEFL 480)
Tests • Institutional TOEFL, Michigan tests
Services • academic counseling, academic placement, field trips, homestay, recreational activities
Costs • tuition \$775.00 5-weeks; application fee \$75.00; activities fee \$60.00; health insurance \$45.00; materials \$15.00
Housing • *Campus housing*: available year-round
Off-campus housing: readily available, moderately priced
Room: \$40.00 1-week
Board • board plan \$50.00 1-weeks
Other information • *Established*: 1991 *Member*: AAIEP
Endorsements: TESOL standards, NAFSA principles

1477

ENGLISH LANGUAGE STUDY CENTER, SALT LAKE CITY

Intensive English Program

1733 South 1100 East
 Salt Lake City UT 84105
Ph 801-487-2499
Fax 801-487-2198
E-mail inxrob@xmission.com

Academic year 1995/96

Intensive English Program

Hrs/wk:	Class
B:	23
LI:	23
I:	23
A:	23

English for Specific Purposes • Business 15 hrs/wk, Teaching Assistants 15 hrs/wk, Test Preparation: unspecified test 2 hrs/wk
Terms • 5 weeks beginning August, September, November, January, February, March, April, June, July
Longest break(s) • not applicable
Average class size • 12
Program size • 40 average term
Distribution • Americas 30%; Asia/Oceania 60%; Europe, Eastern 2%; Europe, Western 2%; Other/Unknown 6%
Faculty • *Teachers*: 3 full-time, 2 part-time *Full-time teaching load*: 19 hours/week *Advanced degree ESL fields*: 1 full-time, 2 part-time *Administrators*: 1 full-time, 1 part-time
Eligibility • all applicants
Issues • I-20

260

Academic credit • not applicable *May take academic courses*: with adequate English language proficiency (TOEFL 468)

Tests • Institutional TOEFL, Michigan tests, locally developed tests

Services • academic counseling, academic placement, crosscultural activities, field trips, homestay, personal/cultural counseling, recreational activities

Costs • tuition \$775.00 5-weeks; application fee \$75.00; activities fee \$75.00; placement test \$50.00; health insurance \$20.00 month; homestay application \$75.00

Housing • *Campus housing*: no campus housing
Off-campus housing: readily available, moderately priced; assistance in locating provided

Board • no board plan

Other information • *Established*: 1981 *Member*: AAIEP

Endorsements: TESOL standards, NAFSA principles

1478

SALT LAKE COMMUNITY COLLEGE

Intensive English Program

PO Box 30808

Salt Lake City UT 84130

Ph 801-967-3245

E-mail huberde@slcc.edu

Academic year 1996/97

Intensive English Program

Hrs/wk:	Class	Lab
B:	15	3
LI:	15	3
I:	15	3
A:	20	3

Terms • 11 weeks beginning September, January, March; 10 weeks beginning June

Longest break(s) • 4 weeks beginning September

Average class size • 17

Program size • 100 average term

Distribution • Africa 1%; Americas 25%; Asia/Oceania 50%; Europe, Western 10%; Other/Unknown 14%

Faculty • *Teachers*: 5 full-time, 6 part-time *Full-time teaching load*: 15 hours/week *Advanced degree ESL fields*: 5 full-time, 6 part-time

Eligibility • all applicants

Issues • I-20. I-20 includes academic admission conditional on meeting admissions requirements

Academic credit • 15 undergraduate degree credits for ESL replacing foreign language *May take academic courses*: at Advanced level

Tests • locally developed tests

Services • academic counseling, academic placement, homestay, recreational activities, international student association

Costs • Contact sponsor

Housing • *Campus housing*: no campus housing
Off-campus housing: readily available, moderately priced; assistance in locating provided

Board • no board plan

Other information • *Established*: 1983 *Endorsements*:

TESOL standards, NAFSA principles (HE)

1479

SNOW COLLEGE

Intensive English Program

150 College Avenue

Ephraim UT 84627-1299

Ph 801-283-4021

Fax 801-283-6879

E-mail maryanncc@cc.snow.edu

URL <http://www.snow.edu>

Academic year 1996/97

Intensive English Program

Hrs/wk:	Class
B:	25
LI:	25
I:	22
A:	16

English for Specific Purposes • Test Preparation: TOEFL 2 hrs/wk

Terms • 12 weeks beginning September, June; 10 weeks beginning January, March

Longest break(s) • not applicable

Average class size • 17

Program size • 100 average term

Distribution • Africa 2%; Americas 10%; Asia/Oceania 65%; Europe, Eastern 5%; Europe, Western 5%; Other/Unknown 13%

Faculty • *Teachers*: 4 full-time, 3 part-time *Full-time teaching load*: 17 hours/week *Advanced degree ESL fields*: 4 full-time, 2 part-time *Administrators*: 2 part-time

Eligibility • international students with academic admission to US college/university

Issues • I-20. I-20 includes academic admission conditional on meeting admissions requirements

Academic credit • 11 undergraduate degree credits for ESL replacing foreign language with 3.0 GPA or better *May take academic courses*: at Advanced level with approval of instructor, adviser

Tests • International, Institutional TOEFL; Michigan tests, SAT

Services • academic counseling, field trips, homestay, host family, personal/cultural counseling

Costs • tuition \$1,705.00 12-weeks; application fee \$50.00; health insurance \$155.00; ESL fee \$75.00

Financial aid • limited assistance

Housing • *Campus housing*: available academic year
Off-campus housing: readily available, moderately priced; assistance in locating provided *Room*: \$750.00 12-weeks

Board • board plan \$750.00 12-weeks

Other information • *Established*: 1978 *Member*: AAIEP

Endorsements: TESOL standards, NAFSA principles (HE) (P + C)

1480

UNIVERSITY OF UTAH

English Language Institute

2202 Annex DCE

Salt Lake City UT 84112

Ph 800-444-8638, 801-581-4600

Fax 801-585-9449

E-mail romy@admin.dce.utah.edu

URL <http://www.dce.utah.edu/Elipage.htm>

Academic year 1996/97

Intensive English Program

Hrs/wk:	Class	Lab
LI:	18	2
I:	18	2
A:	16	2

English for Specific Purposes • Business 15 hrs/wk, Travel 15 hrs/wk, Test Preparation: TOEFL 6 hrs/wk
Terms • 11 weeks beginning September; 10 weeks beginning January, March; 8 weeks beginning June; 4 weeks beginning June, August; 2 weeks beginning July, August
Longest break(s) • not applicable
Average class size • 15
Program size • 90 average term
Faculty • *Teachers*: 6 full-time, 6 part-time *Full-time teaching load*: 15 hours/week *Advanced degree ESL fields*: 5 full-time, 6 part-time *Administrators*: 3 full-time
Eligibility • foreign nationals
Issues • I-20
Academic credit • not offered *May take academic courses*: with approval of academic adviser, program director
Tests • International, Institutional TOEFL, TOEIC
Services • field trips, personal/cultural counseling, recreational activities
Costs • tuition \$1,505.00 10- or 11-weeks; application fee \$50.00; health insurance \$122.00
Housing • *Campus housing*: available year-round *Off-campus housing*: readily available, moderately priced
Board • no board plan
Other information • *Established*: 1990 (HE)

1481
UTAH STATE UNIVERSITY

Intensive English Language Institute
 Logan UT 84322-0715
Ph 801-797-2081
Fax 801-797-4050
E-mail ieli@cc.usu.edu
URL <http://www.usu.edu/>

Academic year 1996/97
Intensive English Program

Hrs/wk:	Class
B:	25
LI:	25
I:	25
A:	25

IEP note • I, A: 1 hour wordprocessing course available; language lab optional
English for Specific Purposes • Teaching Assistants
Terms • 10 weeks beginning October, January, March; 8 weeks beginning June
Longest break(s) • not applicable
Average class size • 17
Program size • 125 average term
Distribution • Africa 3%; Americas 5%; Asia/Oceania 82%; Europe, Eastern 3%; Europe, Western 2%; Middle East/North Africa 5%
Faculty • *Teachers*: 10 full-time, 6 part-time *Full-time teaching load*: 15 hours/week *Advanced degree ESL fields*: 10 full-time, 6 part-time *Administrators*: 1 full-time, 1 part-time
Eligibility • all applicants
Issues • I-20. I-20 includes academic admission conditional on meeting admissions requirements
Academic credit • 25 undergraduate degree credits for ESL replacing electives in some¹ majors *May take academic courses*: at Advanced level with approval of ESL adviser, academic adviser
Tests • International TOEFL, Michigan tests
Services • academic counseling, academic placement, homestay, host family, personal/cultural counseling, recreational activities
Costs • tuition \$2,421.00 10-weeks; application fee \$35.00; health insurance \$174.00

Housing • *Campus housing*: available *Off-campus housing*: difficult to find, moderately priced *Room and board*: \$1,175.00 10-weeks
Board • board plan included in housing
Other information • *Established*: 1970 *Member*: UCIEP (HE) (P+C)

VERMONT

1482
INTERNATIONAL STUDENTS OF ENGLISH, VERMONT

Intensive English Program

c/o School for International Training
 PO Box 676, Kipling Road
 Brattleboro VT 05302-0676
Ph 802-257-7751
Fax 802-258-3227
E-mail languageservices.ip@worldlearning.org
URL <http://www.WorldLearning.org/>

Academic year 1996/97
Intensive English Program

Hrs/wk:	Class	Lab
B:	20	5
LI:	20	5
I:	20	5
A:	20	5

IEP note • I, A: 4-hour elective course may include conversation/contemporary issues, academic English for business, or TOEFL preparation optional
English for Specific Purposes • Test Preparation: TOEFL 4 hrs/wk
Terms • 4 weeks year-round
Longest break(s) • 1 week beginning December
Average class size • 11
Program size • 40 average term
Distribution • Africa 2%; Americas 40%; Asia/Oceania 36%; Europe, Eastern 1%; Europe, Western 19%; Middle East/North Africa 2%
Faculty • *Teachers*: 3 full-time, 3 part-time *Full-time teaching load*: 25 hours/week *Advanced degree ESL fields*: 4 full-time, 2 part-time *Administrators*: 2 full-time
Eligibility • all applicants minimum 16 years of age
Issues • I-20
Academic credit • not offered
Tests • Institutional TOEFL, Michigan tests, TOEIC, SPEAK
Services • academic counseling, field trips, personal/cultural counseling, recreational activities, university assistance service
Costs • tuition \$1,225.00 4-weeks; application fee \$90.00; health insurance included in tuition; activities fee optional
Housing • *Campus housing*: available year-round *Off-campus housing*: difficult to find, expensive; assistance in locating provided *Room and board*: \$725.00 4-weeks
Board • board plan included in housing
Other information • *Established*: 1962 *Member*: AAIEP *Endorsements*: TESOL standards, NAFSA principles (HE) **D**

1483
SAINT MICHAEL'S COLLEGE

School of International Studies

Winooski Park
Colchester VT 05439-0253
Ph 802-654-2300
Fax 802-654-2595
E-mail sis@smcvax.smcvt.edu
URL http://www.smcvt.edu/sis/program.html

Academic year 1996/97

Intensive English Program

Hrs/wk:	Class	Lab
B:	20	5
LI:	20	5
I:	20	5
A:	20	5

English for Specific Purposes • Business, Science, Test Preparation: TOEFL

Terms • 3 weeks beginning May, June; 15 or 8 weeks year-round

Longest break(s) • not applicable

Average class size • 13

Program size • 65 average term

Distribution • Americas 25%; Asia/Oceania 45%; Europe, Eastern 13%; Europe, Western 5%; Middle East/North Africa 1%; Other/Unknown 11%

Faculty • *Teachers:* 8 full-time, 5 part-time *Full-time teaching load:* 13 hours/week *Advanced degree ESL fields:* 8 full-time, 5 part-time *Administrators:* 2 part-time

Eligibility • foreign nationals

Issues • I-20, IAP-66. I-20 includes academic admission conditional on meeting admissions requirements

Academic credit • 6 undergraduate degree credits for ESL replacing electives *May take academic courses:* as part of university academic program

Tests • Institutional TOEFL, locally developed tests

Services • academic counseling, academic placement, field trips, personal/cultural counseling, recreational activities

Costs • tuition \$2,444.00 8-weeks; application fee \$20.00; health insurance \$64.00; communications fee \$60.00

Financial aid • limited

Housing • *Campus housing:* available year-round

Off-campus housing: readily available; assistance in locating provided *Room:* \$977.00 8-weeks

Board • board plan \$622.00 8-weeks

Other information • *Established:* 1954 *Member:* UCIEP (HE) (P + C)

Program size • 31 average term

Distribution • Americas 25%; Asia/Oceania 45%; Europe, Eastern 13%; Europe, Western 5%; Middle East/North Africa 1%; Other/Unknown 11%

Faculty • *Teachers:* 4 full-time *Administrators:* 2 part-time

Eligibility • international students with TOEFL 480-520

Issues • I-20, IAP-66

Academic credit • 12 undergraduate degree credits for ESL *May take academic courses:* as part of program

Tests • Institutional TOEFL, locally developed tests

Services • academic counseling, field trips, personal/cultural counseling, recreational activities

Costs • tuition \$5,920.00 15-weeks; application fee \$20.00; health insurance \$128.00; communications fee \$120.00

Financial aid • limited

Housing • *Campus housing:* available year-round

Off-campus housing: readily available; assistance in locating provided *Room:* \$1,868.00 15-weeks

Board • board plan \$1,357.00 15-weeks

Other information • *Established:* 1962 *Member:* UCIEP (HE) (P + C)

VIRGINIA

1485
ARLINGTON PUBLIC SCHOOLS VOCATIONAL, CAREER AND ADULT EDUCATION

Intensive English Program

Clarendon Education Center
2801 Clarendon Boulevard, Suite 218
Arlington VA 22201

Ph 703-358-4200

Fax 703-527-6966

E-mail dnorton@pen.k12.va.us

Academic year 1996/97

Intensive English Program

Hrs/wk:	Class	Lab
B:	15	5
LI:	15	5
I:	15	5
A:	15	5

English for Specific Purposes • Test Preparation: TOEFL 20 hrs/wk

Terms • 12 weeks beginning September, January, March, July

Longest break(s) • not applicable

Average class size • 22

Program size • 200 average term

Faculty • *Teachers:* 9 full-time, 1 part-time *Full-time teaching load:* 20 hours/week *Advanced degree ESL fields:* 5 full-time *Administrators:* 7 full-time, 1 part-time

Eligibility • all applicants

Issues • I-20

Academic credit • not applicable

Tests • Institutional TOEFL, locally developed tests

Services • academic counseling, academic placement, field trips, personal/cultural counseling, recreational activities

Costs • tuition \$812.00 12-weeks; application fee \$100.00 applicable to tuition

Housing • *Campus housing:* no campus housing

Off-campus housing: readily available; assistance in locating provided

Board • no board plan

Other information • *Established:* 1970

1484
SAINT MICHAEL'S COLLEGE

University Academic Program

School of International Studies
Winooski Park
Colchester VT 05439-0253
Ph 802-654-2300
Fax 802-654-2595
E-mail sis@smcvax.smcvt.edu
URL http://www.smcvt.edu/sis/program.html

Academic year 1996/97

Intensive English Program

Hrs/wk:	Class	Academic Courses
I:	10	8

Terms • 15 weeks beginning January, August; 13 weeks beginning May

Longest break(s) • not applicable

Average class size • 12

1486

EASTERN Mennonite UNIVERSITY

Intensive English Program

Harrisonburg VA 22801

Ph 540-432-4161

Fax 540-432-4444

E-mail glicke@cc.emu.edu

Academic year 1996/97

Intensive English Program

Hrs/wk: Class Lab

LI: 20

I: 17 2

A: 17 2

IEP note • 6 hours Bridge Program

English for Specific Purposes • Graduate Study 20 hrs/wk, Test Preparation: TOEFL 2 hrs/wk

Terms • 15 weeks beginning August, January; 4 weeks beginning July

Longest break(s) • not applicable

Average class size • 7

Program size • 22 average term

Distribution • Africa 5%; Americas 8%; Asia/Oceania 75%; Europe, Eastern 5%; Europe, Western 5%; Middle East/North Africa 2%

Faculty • Teachers: 2 full-time, 3 part-time Full-time teaching load: 20 hours/week Advanced degree ESL fields: 2 full-time, 1 part-time Administrators: 1 part-time

Eligibility • foreign nationals with secondary school certificate and references

Issues • I-20

Academic credit • 15 undergraduate degree credits for ESL replacing foreign language May take academic courses: at Advanced level and in Bridge Program

Tests • Institutional TOEFL

Services • academic counseling, academic placement, field trips, host family, personal/cultural counseling, recreational activities

Costs • tuition \$5,400.00 15-weeks; application fee \$35.00 applicable to tuition; health insurance \$700.00

Housing • Campus housing: available year-round

Off-campus housing: difficult to find, moderately priced; assistance in locating provided Room and board: \$2,100.00 15-weeks

Board • board plan included in housing

Other information • Established: 1989 Endorsements: TESOL standards (HE)

1487

GEORGE MASON UNIVERSITY

English Language Institute

4400 University Drive

Robinson B338

Fairfax VA 22030-4444

Ph 703-993-3660

Fax 703-993-3664

E-mail ktrump@gmu.edu

Academic year 1996/97

Intensive English Program

Hrs/wk: Class Optional Workshops

LI: 20 2

I: 20 2

A: 20 2

IEP note • I, A: includes skills courses

English for Specific Purposes • Business 2 hrs/wk, Graduate Study 4 hrs/wk, Medicine 4 hrs/wk, Science 2 hrs/wk

Terms • 15 weeks beginning August, January; 10 weeks beginning May

Longest break(s) • not applicable

Average class size • 13

Program size • 120 average term

Distribution • Africa 1%; Americas 6%; Asia/Oceania 56%; Europe, Eastern 3%; Europe, Western 5%; Middle East/North Africa 26%; Other/Unknown 3%

Faculty • Teachers: 8 full-time, 8 part-time Full-time teaching load: 14 hours/week Advanced degree ESL fields: 8 full-time, 8 part-time Administrators: 2 full-time

Eligibility • all applicants

Issues • I-20

Academic credit • not offered May take academic courses: with adequate English language proficiency (TOEFL 500)

Tests • International TOEFL, CELT

Services • academic counseling, field trips, personal/cultural counseling, recreational activities

Costs • tuition \$3,500.00 15-weeks; application fee \$50.00; activities fee \$55.00; health insurance \$550.00 year

Housing • Campus housing: available year-round

Off-campus housing: assistance in locating provided Room: \$1,600.00 16-weeks

Board • board plan \$950.00 16-weeks, 19 meals per week

Other information • Established: 1981 Member: UCIEP (HE) (P + C)

1488

MARYMOUNT UNIVERSITY

Intensive English Program

2807 North Glebe Road

Arlington VA 22207-4299

Ph 703-284-1555

Fax 703-284-1693

E-mail admissions@marymount.edu

URL http://www.marymount.edu

Academic year 1996/97

Intensive English Program

Hrs/wk: Class

B: 25

LI: 20

I: 15

A: 13-14

IEP note • Class hours include language lab

Terms • 15 weeks beginning August, January; 6 weeks beginning May, June

Longest break(s) • not applicable

Average class size • 10

Program size • 45 average term

Distribution • Africa 6%; Americas 10%; Asia/Oceania 60%; Europe, Eastern 3%; Europe, Western 6%; Middle East/North Africa 15%

Faculty • Teachers: 2 full-time, 7 part-time Full-time teaching load: 12 hours/week Advanced degree ESL fields: 2 full-time, 7 part-time Administrators: 1 full-time

Eligibility • international students with academic admission to host institution

Issues • I-20

Academic credit • 25 undergraduate degree credits for ESL May take academic courses: at Intermediate and Advanced levels

Tests • Institutional TOEFL, Michigan tests

Services • academic counseling, academic placement, crosscultural activities, field trips, international student adviser, personal/cultural counseling, recreational activities

Costs • tuition \$6,200.00 15-weeks; application fee \$30.00; health insurance \$175.00 for commuters; lab fee \$50.00-\$75.00 for some courses


LEARN ENGLISH FROM THE EXPERTS

- ◆ State-of-the-art Interactive Learning Centers in Boston and California
- ◆ Campus locations in Boston, California, Florida, and Vermont
- ◆ International business certificate courses in California
- ◆ Organized activities and excursions in the USA



- ◆ Executive English program
- ◆ Master-level teachers
- ◆ Testing preparation
- ◆ Small classes

- ◆ Student-centered experiential approach
- ◆ Consecutive month-long programs
- ◆ University Placement Service
- ◆ Sixty-five years of experience



WORLD LEARNING

Founded in 1932 as The U.S. Experiment in International Living

INTERNATIONAL STUDENTS OF ENGLISH (ISE)
Kipling Road, Box ISE-ELOP
Brattleboro, Vermont 05302-0676 USA
Tel (802) 257-7751 Fax (802) 258-3466
Email languageservices.ip@worldlearning.org

IIE Books

**provides the most
complete information
on international study**

Use this form to order all IIE publications. Make checks payable to IIE BOOKS. Add \$4 per book for U.S. shipping and handling. Overseas add \$16 for the first book plus \$8 per each additional book. Allow 3-6 weeks for delivery. For overnight priority handling, add \$10/book. Check boxes next to titles you wish to order.

To Order IIE Books

Name _____

Title/Institution _____

Address _____

City _____

State _____ Zip _____

Telephone _____

Check (made payable to IIE Books)

Visa Mastercard

Credit card information:

Number _____

Expiration date _____

Name _____

Signature _____

For 46 years, IIE Books has been the standard reference resource on study abroad for U.S. students and adult learners. The Institute of International Education is the largest U.S. higher educational exchange agency. IIE, a not-for-profit organization, has over 650 college and university members in the U.S. and other nations.

International Exchange

**English Language and Orientation Programs
in the United States** **\$42.95**

The standard ESL resource, featuring over 1,000 programs and courses offered by accredited US higher educational institutions and language schools.

Resources on Financial Aid

**Funding for U.S. Study: A Guide for
International Students and
Professionals** **\$39.95**

Describes hundreds of grants and fellowships offered by governments, foundations, and international organizations.

Statistical Research


Open Doors 1995/96 **\$39.95**

Reports on IIE's annual census of 450,000 international students in the US. Extended analyses of student mobility worldwide putting US and international student flows in global perspective.




Fax Your Order To:
301-206-9789, or
Email: iiebooks@pmds.com

Visit IIE Books on the World Wide Web at:
www.iie.org/svcs/books.htm



IIE BOOKS
Institute of International Education
P.O. Box 371
Annapolis Junction, MD 20701-0371
Tel: 800-445-0443

The English Language Center at Old Dominion University



English Language Center

- a university-based intensive English program on the Atlantic coast, with nearby ocean beaches, a mild Southern climate, and easy access to Washington and New York
- computer and language laboratories, small classes, TOEFL preparation, conversation
- university dormitories or off-campus housing, homestays with American families, field trips, parties

Old Dominion University

- a state-supported university with 140 academic programs, including engineering, computer science, business administration, health sciences, oceanography, and teaching English as a foreign language

For more information:

English Language Center
Batten Arts and Letters Building
Old Dominion University
Norfolk, Virginia 23529-0086

Old Dominion University is an affirmative action, equal opportunity institution.



OLD DOMINION UNIVERSITY

Housing • *Campus housing*: available year-round
Off-campus housing: readily available, moderately priced
Room and board: \$2,820.00 15-weeks; health insurance included in housing

Board • board plan included in housing

Other information • *Established*: 1974 (HE)

1489

OLD DOMINION UNIVERSITY

English Language Center

Norfolk VA 23529-0086

Ph 757-683-4424

Fax 757-683-4640

E-mail lrtloof@oduvm.cc.odu.edu

URL <http://www.odu.edu/gnusers/teevan/elchtml.htm>

Academic year 1996/97

Intensive English Program

Hrs/wk:	Class
LI:	20
I:	20
A:	20

IEP note • Language lab optional

English for Specific Purposes • Graduate Study 7-20 hrs/wk, Test Preparation: TOEFL (Advanced level) 3 hrs/wk

Terms • 7 weeks beginning August, October, January, March, May, June

Longest break(s) • not applicable

Average class size • 12

Program size • 100 average term

Faculty • *Teachers*: 7 full-time, 12 part-time *Full-time teaching load*: 15 hours/week *Advanced degree ESL fields*: 7 full-time, 12 part-time *Administrators*: 1 full-time, 2 part-time

Eligibility • all applicants

Issues • I-20, IAP-66

Academic credit • not offered *May take academic courses*: if academically admissible and TOEFL 500 (specially designed Bridge Program)

Tests • Institutional TOEFL, Michigan tests

Services • academic counseling, academic placement, field trips, homestay, personal/cultural counseling, recreational activities

Costs • tuition \$1,200.00 7-weeks; application fee \$25.00; health insurance \$40.00 month; optional activities fee

Housing • *Campus housing*: available year-round
Off-campus housing: readily available, moderately priced; assistance in locating provided **Room**: \$1,373.00-\$1,717.00 15-weeks

Board • board plan \$1,012.00 15-weeks, \$601.00 for half board available in one dormitory

Other information • *Established*: 1981 *Endorsements*: TESOL standards, NAFSA principles (HE) (P + C))

1490

RADFORD UNIVERSITY

English Language Institute

Radford VA 24142

Ph 540-831-5403

Fax 540-831-6023

E-mail dkauffma@runet.edu

Academic year 1996/97

Intensive English Program

Hrs/wk:	Class
B:	18-20
LI:	18-20
I:	18-20
A:	20

IEP note • Language lab available

English for Specific Purposes • Business, Test Preparation: TOEFL

Terms • 15 weeks beginning August, January; 6 weeks beginning May, June

Longest break(s) • not applicable

Average class size • 7

Program size • 15 average term

Distribution • Africa 5%; Americas 20%; Asia/Oceania 60%; Europe, Eastern 10%; Middle East/North Africa 5%

Faculty • *Teachers*: 2 full-time, 3 part-time *Full-time teaching load*: 12 hours/week *Advanced degree ESL fields*: 2 full-time, 3 part-time *Administrators*: 1 full-time

Eligibility • foreign nationals

Issues • I-20. I-20 includes academic admission conditional on English language proficiency (TOEFL 500) and meeting admissions requirements

Academic credit • not offered *May take academic courses*: with English language proficiency if academically admissible (TOEFL 480)

Tests • Institutional TOEFL, Michigan tests

Services • academic counseling, academic placement, field trips, personal/cultural counseling, recreational activities

Costs • tuition \$2,500.00 15-weeks; health insurance \$41.00 month

Housing • *Campus housing*: available year-round

Off-campus housing: readily available, moderately priced; assistance in locating provided *Room*: \$1,165.00 16-weeks

Board • board plan \$960.00 16-weeks

Other information • *Established*: 1984 *Endorsements*: TESOL standards (HE) (P + C)

1491

SHENANDOAH UNIVERSITY

Intensive English Program

1460 University Drive

Winchester VA 22601

Ph 540-665-5460, 540-665-5443

Fax 540-665-5446

E-mail hsmith@su.edu

Academic year 1996/97

Intensive English Program

Hrs/wk:	Class	Tutoring Partners
B:	20	10
LI:	20	10
I:	20	10
A:	20	10

IEP note • Unlimited CAI available

English for Specific Purposes • Education 5 hrs/wk, Graduate Study 5 hrs/wk, Marketing 3 hrs/wk, Science 3 hrs/wk

Terms • 16 weeks beginning September, January, April; flexible starting dates and shorter terms available

Longest break(s) • 4 weeks beginning December

Average class size • 12

Program size • 90 average term

Distribution • Americas 10%; Asia/Oceania 80%; Europe, Eastern 5%; Europe, Western 5%

Faculty • *Teachers*: 5 full-time, 5 part-time *Full-time teaching load*: 20 hours/week *Advanced degree ESL fields*: 5 full-time, 4 part-time *Administrators*: 1 full-time, 1 part-time

Eligibility • all applicants minimum 16 years of age

Issues • I-20. I-20 includes academic admission conditional on meeting admissions requirements

Academic credit • 12 undergraduate and graduate degree credits for ESL replacing foreign language or replacing electives *May take academic courses*: with TOEFL 500 or permission of dean

Tests • Institutional TOEFL, locally developed tests

Services • academic counseling, academic placement, campus orientation, conversation partners, crosscultural activities, field trips, homestay, host family, housing assistance, international student adviser, personal/cultural counseling, recreational activities, visa/tax counseling

Costs • tuition \$375.00 1-week; application fee \$30.00

Housing • *Campus housing*: available year-round

Off-campus housing: readily available, moderately priced; assistance in locating provided *Room and board*: \$2,400.00 16-weeks

Board • board plan included in housing, 21 meals per week

Other information • *Established*: 1993 *Endorsements*: NAFSA principles (HE) (P + C)

1492

VIRGINIA COMMONWEALTH UNIVERSITY

English Language Program

916 West Franklin Street

Millhiser House, Room 205

Richmond VA 23284-3043

Ph 804-828-2551

Fax 804-828-2552

Academic year 1996/97

Intensive English Program

Hrs/wk:	Class
B:	18-22
LI:	18-22
I:	19
A:	19

IEP note • 2-4 hours language lab, conversation partners optional

English for Specific Purposes • Graduate Study, Test Preparation: TOEFL

Terms • 15 weeks beginning January; 14 weeks beginning August; 3, 5 or 8 weeks beginning May

Longest break(s) • not applicable

Average class size • 12

Program size • 150 average term

Distribution • Africa 5%; Americas 5%; Asia/Oceania 55%; Europe, Eastern 13%; Europe, Western 4%; Middle East/North Africa 17%; Other/Unknown 1%

Faculty • *Teachers*: 10 full-time, 8 part-time *Full-time teaching load*: 17 hours/week *Advanced degree ESL fields*: 10 full-time, 8 part-time *Administrators*: 1 full-time, 2 part-time

Eligibility • all applicants with secondary school certificate

Issues • I-20, IAP-66. I-20 includes academic admission conditional on English language proficiency

Academic credit • not offered *May take academic courses*: if academically admissible at High Intermediate to Advanced levels

Tests • locally developed tests


Services • academic counseling, academic placement, airport meeting, field trips, housing assistance, personal/cultural counseling, recreational activities, cultural orientation

Costs • tuition \$2,355.00 15-weeks; application fee \$35.00; testing fee \$45.00; health insurance \$650.00 year

Financial aid • available to residents



GONZAGA UNIVERSITY ENGLISH LANGUAGE CENTER



Located in Spokane,
Washington State

- Year-round program; start any-time!
- Eight levels of instruction, from beginning to advanced
- Complete orientation program
- Guaranteed on-campus housing
- Small classes/average 10 students
- Undergraduate credit awarded
- American conversation partners
- A beautiful, safe environment for study
- Full access to all University facilities
- Experienced, caring faculty, all with M.A. or Ph.D. degrees

For complete information and an application, write to:

The Directors
English Language Center
Gonzaga University
Spokane, WA 99258 USA

FAX: (509) 324-5814



Join
us at
Gonzaga!



Housing • *Campus housing*: available year-round
Off-campus housing: readily available, moderately priced; assistance in locating provided *Room*: \$1,464.00 15-weeks
Board • board plan \$845.00 15-weeks
Other information • *Established*: 1989 (HE) (P + C)

Longest break(s) • not applicable
Average class size • 10
Program size • 40 average term
Distribution • Americas 7%; Asia/Oceania 71%; Europe, Eastern 10%; Middle East/North Africa 12%
Faculty • *Teachers*: 3 full-time, 2 part-time *Full-time teaching load*: 20 hours/week *Advanced degree ESL fields*: 3 full-time, 1 part-time
Eligibility • all applicants with secondary school certificate
Issues • I-20
Academic credit • not applicable *May take academic courses*: with program director's approval
Tests • Michigan tests
Services • academic counseling, academic placement, field trips, homestay, host family, personal/cultural counseling, recreational activities
Costs • tuition \$900.00 5-weeks; application fee \$50.00; health insurance \$60.00
Financial aid • tuition scholarships based on academic achievement, cultural diversity, need
Housing • *Campus housing*: available year-round
Off-campus housing: readily available, moderately priced; assistance in locating provided *Room*: \$320.00 5-weeks
Board • no board plan
Other information • *Established*: 1993 *Member*: AAIEP
Endorsements: TESOL standards, NAFSA principles

WASHINGTON

1493
AMERICAN CULTURAL EXCHANGE,
MOUNT VERNON

ACE Language Institute

c/o Skagit Valley College
2405 College Way
Mt Vernon WA 98273
Ph 360-428-1004
Fax 360-428-1003
E-mail jtoof@sos.net

Academic year 1996/97

Intensive English Program

Hrs/wk:	Class	Electives
B:	20	4
LI:	20	4
I:	20	4
A:	20	4

Terms • 5 weeks beginning September, October, January, February, April, May, June, July

1494

**AMERICAN CULTURAL EXCHANGE,
NORTH SEATTLE**

ACE Language Institute

c/o North Seattle Center
10303 Meridian Avenue North, Suite 102
Seattle WA 98133
Ph 206-528-5660
Fax 206-528-5662
E-mail p01602@psilink.com

Academic year 1996/97

Intensive English Program

Hrs/wk:	Class	Electives
B:	20	4
LI:	20	4
I:	20	4
A:	20	4

IEP note • Post-Advanced: 20 hours class
English for Specific Purposes • Business
Terms • 5 weeks beginning September, November, January, February, March, April, June, July, August
Longest break(s) • not applicable
Average class size • 10
Program size • 60 average term
Distribution • Asia/Oceania 75%; Middle East/North Africa 10%; Other/Unknown 15%
Faculty • *Teachers:* 4 full-time, 2 part-time *Full-time teaching load:* 18 hours/week *Advanced degree ESL fields:* 4 full-time, 1 part-time
Eligibility • all applicants with secondary school certificate
Issues • I-20

Academic credit • not applicable *May take academic courses:* with program director's approval
Tests • Michigan tests
Services • academic counseling, academic placement, airport meeting, field trips, homestay, host family, personal/cultural counseling, recreational activities
Costs • tuition \$890.00; 5-weeks application fee \$50.00; health insurance \$60.00
Financial aid • tuition scholarships based on academic achievement, cultural diversity, need
Housing • *Campus housing:* no campus housing
Off-campus housing: readily available, expensive; assistance in locating provided *Room and board:* \$550.00 5-weeks homestay
Board • board plan included in housing
Other information • *Established:* 1989 *Member:* AAIEP
Endorsements: TESOL standards, NAFSA principles

1495

AMERICAN CULTURAL EXCHANGE, OLYMPIA

ACE Language Institute

c/o South Puget Sound Community College
2011 Mottman Road Southwest
Olympia WA 98512
Ph 360-943-7624
Fax 360-943-7723
E-mail p01323@psilink.com

Academic year 1996/97

Intensive English Program

Hrs/wk:	Class	Electives
B:	20	4
LI:	20	4
I:	20	4
A:	20	4

IEP note • Post-Advanced: 20 hours class

Terms • 5 weeks beginning September, November, January, February, April, May, June, July
Longest break(s) • not applicable
Average class size • 10
Program size • 50 average term
Distribution • Americas 11%; Asia/Oceania 75%; Europe, Eastern 3%; Europe, Western 3%; Middle East/North Africa 3%; Other/Unknown 5%
Faculty • *Teachers:* 5 full-time, 5 part-time *Full-time teaching load:* 20 hours/week *Advanced degree ESL fields:* 5 full-time *Administrators:* 1 full-time, 3 part-time
Eligibility • all applicants with secondary school certificate
Issues • I-20

Academic credit • not applicable *May take academic courses:* with program director's approval
Tests • Michigan tests
Services • academic counseling, academic placement, airport meeting, field trips, homestay, host family, international student adviser, personal/cultural counseling, recreational activities, college facilities
Costs • tuition \$890.00 5-weeks; application fee \$50.00; health insurance \$60.00
Financial aid • tuition scholarships based on academic achievement, cultural diversity, need
Housing • *Campus housing:* no campus housing
Off-campus housing: readily available, moderately priced; assistance in locating provided *Room and board:* \$440.00 5-weeks homestay
Board • board plan included in housing
Other information • *Established:* 1993 *Member:* AAIEP
Endorsements: TESOL standards, NAFSA principles

1496

AMERICAN CULTURAL EXCHANGE, SEATTLE

ACE Language Institute

c/o Seattle Pacific University
Seattle WA 98119
Ph 206-281-2106
Fax 206-281-2076
E-mail p01352@psilink.com

Academic year 1996/97

Intensive English Program

Hrs/wk:	Class	Electives
B:	20	4
LI:	20	4
I:	20	4
A:	20	4

IEP note • Post-Advanced: 20 hours class
English for Specific Purposes • Test Preparation: unspecified test 4 hrs/wk
Terms • 10 weeks beginning September, January, March, June; 5 weeks beginning July
Longest break(s) • not applicable
Average class size • 10
Program size • 140 average term
Distribution • Africa 5%; Americas 2%; Asia/Oceania 79%; Europe, Eastern 3%; Europe, Western 1%; Middle East/North Africa 10%
Faculty • *Teachers:* 14 full-time, 7 part-time *Full-time teaching load:* 20 hours/week *Advanced degree ESL fields:* 14 full-time, 7 part-time *Administrators:* 4 full-time
Eligibility • all applicants with secondary school certificate
Issues • I-20
Academic credit • not applicable *May take academic courses:* with program director's approval
Tests • Michigan tests
Services • academic counseling, academic placement, airport meeting, campus orientation, conversation partners, field trips, homestay, host family, personal/cultural

270

counseling, recreational activities, visa/tax counseling, student council, tutoring, university facilities
Costs • tuition \$2,450.00 10-weeks; application fee \$50.00; health insurance \$107.00

Financial aid • tuition scholarships based on academic achievement, cultural diversity, need

Housing • *Campus housing*: available year-round
Off-campus housing: readily available, moderately priced; assistance in locating provided **Room and board**: \$1,723.00 10-weeks

Board • board plan included in housing

Other information • *Established*: 1977 *Member*: AAIEP

Endorsements: TESOL standards, NAFSA principles

1497

AMERICAN CULTURAL EXCHANGE, TACOMA

ACE Language Institute

c/o Pacific Lutheran University

12002 Park Avenue

Tacoma WA 98447

Ph 206-535-7325

Fax 206-535-8794

E-mail cothreb@plu.edu

Academic year 1996/97

Intensive English Program

Hrs/wk:	Class	Electives
B:	20	4
LI:	20	4
I:	20	4
A:	20	4

IEP note • Post-Advanced: 20 hours class

Terms • 7 weeks beginning September, October, January, March, May, June, July

Longest break(s) • not applicable

Average class size • 11

Program size • 80 average term

Distribution • Asia/Oceania 84%; Europe, Western 1%; Middle East/North Africa 15%

Faculty • *Teachers*: 6 full-time, 2 part-time *Full-time teaching load*: 20 hours/week *Advanced degree ESL fields*: 6 full-time *Administrators*: 5 full-time

Eligibility • all applicants with secondary school certificate

Issues • I-20

Academic credit • not applicable *May take academic courses*: with program director's approval

Tests • Michigan tests

Services • academic counseling, academic placement, airport meeting, field trips, homestay, host family, personal/cultural counseling, recreational activities, university facilities

Costs • tuition \$1,400.00 7-weeks; application fee \$50.00; health insurance \$67.00

Financial aid • tuition scholarships based on academic achievement, cultural diversity, need

Housing • *Campus housing*: available year-round
Off-campus housing: readily available, moderately priced; assistance in locating provided **Room and board**: \$790.00 7-weeks

Board • board plan included in housing

Other information • *Established*: 1978 *Member*: AAIEP

Endorsements: TESOL standards, NAFSA principles

1498

BELLEVUE COMMUNITY COLLEGE

University Preparation

3000 Landerholm Circle Southeast

House 2

Bellevue WA 98007

Ph 206-641-2409

Fax 206-641-0246

E-mail sjamieso@bcc.ctc.edu

Academic year 1996/97

Intensive English Program

Hrs/wk:	Class	Lab
B:	20	3
LI:	20	3
I:	20	3
A:	20	3

English for Specific Purposes • Business 20 hrs/wk

Terms • 10 weeks beginning September, January, April; 8 weeks beginning June

Longest break(s) • not applicable

Average class size • 13

Program size • 130 average term

Distribution • Asia/Oceania 75%; Middle East/North Africa 10%; Other/Unknown 15%

Faculty • *Teachers*: 5 full-time, 30 part-time *Full-time teaching load*: 20 hours/week *Advanced degree ESL fields*: 5 full-time, 28 part-time *Administrators*: 3 full-time, 2 part-time

Eligibility • foreign nationals

Issues • I-20

Academic credit • not offered *May take academic courses*: at Advanced level with program director's approval

Tests • Institutional TOEFL

Services • academic counseling, academic placement, field trips, homestay, host family, personal/cultural counseling, recreational activities

Costs • tuition \$1,700.00 10-weeks; application fee \$150.00; health insurance \$117.00; placement fee \$200.00; activities fee included in application fee

Housing • *Campus housing*: no campus housing
Off-campus housing: readily available, moderately priced; assistance in locating provided **Room**: \$475.00 month for homestay

Board • no board plan

Other information • *Established*: 1981 (HE) (P + C)

1499

CENTRAL WASHINGTON UNIVERSITY

University English as a Second Language (UESL)

Ellensburg WA 98926-7562

Ph 509-963-1375

Fax 509-963-1380

E-mail horowitz@cwu.edu

URL <http://www.cwu.edu/~intlprog/uesl.html>

Academic year 1996/97

Intensive English Program

Hrs/wk:	Class
B:	15-20
LI:	15-20
I:	15-20
A:	15-20

IEP note • Language lab, tutorial optional

English for Specific Purposes • Business 5 hrs/wk, Travel 5 hrs/wk, Test Preparation: TOEFL 5 hrs/wk

Terms • 10 weeks beginning September, January, March; 9 weeks beginning June

Longest break(s) • not applicable

Average class size • 10
Program size • 70 average term
Distribution • Americas 5%; Asia/Oceania 90%; Europe, Western 5%
Faculty • *Teachers*: 5 full-time, 4 part-time *Full-time teaching load*: 15 hours/week *Advanced degree ESL fields*: 5 full-time, 3 part-time
Eligibility • all applicants with secondary school certificate
Issues • I-20
Academic credit • not offered *May audit academic courses*: at Advanced level
Tests • Institutional TOEFL, locally developed tests
Services • academic counseling, academic placement, conversation partners, field trips, personal/cultural counseling, recreational activities
Costs • tuition \$1,300.00; application fee \$30.00
Housing • *Campus housing*: available year-round
Off-campus housing: readily available, moderately priced; assistance in locating provided *Room and board*: \$1,078.00-\$1,940.00 10-weeks
Board • board plan included in housing
Other information • *Established*: 1987 (HE)

1500
EASTERN WASHINGTON UNIVERSITY

English Language Institute
 354 Patterson Hall
 Mailstop 34
 Cheney WA 99004
Ph 509-359-2259
Fax 509-359-7855
E-mail mbrooks@ewu.edu

Academic year 1996/97
Intensive English Program

Hrs/wk:	Class	Lab
B:	17	
LI:	18	2
I:	18	2
A:	19	

English for Specific Purposes • Business
Terms • 11 weeks beginning September, January, March; 8 weeks beginning June
Longest break(s) • not applicable
Average class size • 12
Program size • 80 average term
Distribution • Americas 1%; Asia/Oceania 92%; Middle East/North Africa 7%
Faculty • *Teachers*: 8 full-time, 6 part-time *Full-time teaching load*: 14 hours/week *Advanced degree ESL fields*: 8 full-time, 5 part-time *Administrators*: 1 full-time, 2 part-time
Eligibility • foreign nationals
Issues • I-20. I-20 includes academic admission conditional on meeting admissions requirements
Academic credit • not offered *May take academic courses*: with program director's approval
Tests • locally developed tests
Services • academic counseling, academic placement, field trips, personal/cultural counseling, recreational activities
Costs • tuition \$1,875.00 11-weeks, \$1,687.00 8-weeks; application fee \$30.00
Housing • *Campus housing*: available year-round
Off-campus housing: difficult to find, moderately priced
Room and board: \$1,300.00-\$1,800.00 11-weeks, \$1,200.00-\$1,300.00 8-weeks
Board • board plan included in housing
Other information • *Established*: 1979 *Member*: UCIEP, AAIEP *Endorsements*: TESOL standards, NAFSA principles (HE)

1501
EF INTERNATIONAL SCHOOL OF ENGLISH, OLYMPIA

Intensive English Program
 c/o Evergreen State College
 Seminar Building, Room 4154
 Olympia WA 98505
Ph 360-866-6000
Fax 360-866-6838

Academic year 1996/97
Intensive English Program

Hrs/wk:	Class	Lab
B:	15-20	3
LI:	15-20	3
I:	15-20	3
A:	15-20	3

English for Specific Purposes • Other: Specialized Programs upon Request
Terms • 38 weeks beginning January (academic year); 2-weeks year-round (minimum enrollment)
Longest break(s) • not applicable
Average class size • 12
Program size • 100 average term, 200 summer
Distribution • Americas 10%; Asia/Oceania 80%; Europe, Eastern 2%; Europe, Western 5%; Middle East/North Africa 2%; Other/Unknown 1%
Faculty • *Teachers*: 5 full-time, 4 part-time *Full-time teaching load*: 20 hours/week *Advanced degree ESL fields*: 2 full-time, 3 part-time *Administrators*: 4 full-time, 1 part-time
Eligibility • foreign nationals
Issues • I-20
Academic credit • not applicable *May take academic courses*: must pay full tuition to take part-time class
Tests • Institutional TOEFL
Services • academic counseling, academic placement, field trips, homestay, host family, personal/cultural counseling, recreational activities
Costs • tuition \$940.00 2-weeks, \$11,300 January-September language year; application fee \$90.00
Housing • *Campus housing*: available *Off-campus housing*: readily available; assistance in locating provided *Room and board*: included in tuition
Board • room and board included in tuition
Other information • *Established*: 1986 *Member*: AAIEP *Endorsements*: TESOL standards, NAFSA principles

1502
ELS LANGUAGE CENTERS, SEATTLE

Intensive English Program
 c/o Seattle University
 914 East Jefferson Street
 Seattle WA 98122
Ph 206-623-1481
Fax 206-623-7452
E-mail sea@els.com
URL http://www.els.com


Academic year 1995/96
Intensive English Program

Hrs/wk:	Class	Multimedia Lab
B:	25	5
LI:	25	5
I:	25	5
A:	25	5

IEP note • LI, I, A: May take special interest classes in lieu of multimedia lab



GONZAGA UNIVERSITY ENGLISH LANGUAGE CENTER



Located in Spokane,
Washington State

- Year-round program; start any-time!
- Eight levels of instruction, from beginning to advanced
- Complete orientation program
- Guaranteed on-campus housing
- Small classes/average 10 students
- Undergraduate credit awarded
- American conversation partners
- A beautiful, safe environment for study
- Full access to all University facilities
- Experienced, caring faculty, all with M.A. or Ph.D. degrees



Join
us at
Gonzaga!

For complete information and an application,
write to:

The Directors
English Language Center
Gonzaga University
Spokane, WA 99258 USA

FAX: (509) 324-5814



English for Specific Purposes • Business 30 hrs/wk, Test Preparation: TOEFL 30 hrs/wk

Terms • 4 weeks year-round

Longest break(s) • not applicable

Average class size • 14

Program size • 120 average term

Faculty • Full-time teaching load: 30 hours/week

Administrators: 4 full-time

Eligibility • all applicants

Issues • I-20, IAP-66

Academic credit • not applicable

Tests • Institutional TOEFL, TOEIC, Cambridge

Services • academic counseling, academic placement, airport meeting, crosscultural activities, field trips, homestay, housing assistance, personal/cultural counseling, recreational activities, telephone card

Costs • tuition \$1,160.00 4-weeks; application fee \$100.00; health insurance \$35.00

Housing • Campus housing: available year-round

Off-campus housing: readily available, moderately priced; assistance in locating provided *Room and board*: \$785.00-\$885.00 4-weeks

Board • board plan included in housing

Other information • Established: 1961 Member: AAIEP

Endorsements: TESOL standards, NAFSA principles

1503

GONZAGA UNIVERSITY

English Language Center

Spokane WA 99258

Ph 509-328-4220

Fax 509-324-5814

Academic year 1996/97

Intensive English Program

Hrs/wk:	Class	Lab
LI:	20	5
I:	20	5
A:	20	5

IEP note • Tutorial available

Terms • 7 weeks beginning September, October, January, March; 6 weeks beginning May, June

Longest break(s) • 3 weeks beginning December

Average class size • 10

Program size • 30 average term

Distribution • Americas 15%; Asia/Oceania 65%; Europe, Western 5%; Middle East/North Africa 15%

Faculty • Teachers: 6 full-time, 3 part-time Full-time teaching load: 15 hours/week Advanced degree ESL fields: 2 full-time, 3 part-time Administrators: 2 full-time

Eligibility • foreign nationals

Issues • I-20. I-20 includes academic admission conditional on meeting admissions requirements

Academic credit • degree credits for ESL May audit academic courses

Tests • Michigan tests, locally developed tests

Services • academic counseling, academic placement, field trips, host family, personal/cultural counseling, recreational activities

Costs • tuition \$1,700.00 7-weeks; application fee \$40.00

Housing • *Campus housing*: available year-round

Off-campus housing: readily available, moderately priced; assistance in locating provided **Room**: \$600.00 7-weeks

Board • board plan \$600.00 7-weeks

Other information • *Established*: 1977 *Endorsements*: NAFSA principles (HE) ▶

1504

KAPLAN EDUCATIONAL CENTER, SEATTLE

Access America

University District Building

1107 NE 45th Street, Suite 440

Seattle WA 98105-4614

Ph 800-522-7770, 206-632-0634, 212-262-4980

Fax 212-957-1654

E-mail world@kaplan.com

URL <http://www.kaplan.com/intl>

Application contact: Kaplan Educational Centers, International Admissions, 888 Seventh Avenue, New York NY 10106

Academic year 1996/97

Intensive English Program

Hrs/wk:	Class	Lab
LI:	15	10
I:	15	10
A:	15	10

English for Specific Purposes • Business 3 hrs/wk, Graduate Study 3 hrs/wk, Law 3 hrs/wk, Medicine 3 hrs/wk, Teaching Assistants 3 hrs/wk, Test Preparation: TOEFL, TOEIC, TWE, TSE 3 hrs/wk, Other: Test preparation also for GMAT, GRE, LSAT, SAT, MCAT, USMLE, others

Terms • 4 weeks beginning each month, four 12-week cycles per year

Longest break(s) • 2 weeks beginning July, 1 week beginning December

Average class size • 10

Program size • 100 average term

Distribution • Americas 26%; Asia/Oceania 54%; Europe, Eastern 10%; Europe, Western 4%; Middle East/North Africa 6%

Faculty • *Teachers*: 4 full-time, 3 part-time *Full-time teaching load*: 15 hours/week *Advanced degree ESL fields*: 4 full-time, 3 part-time *Administrators*: 4 full-time

Eligibility • all applicants with high school diploma

Issues • I-20

Academic credit • not offered *May take academic courses*: with minimum TOEFL of 530 or 550

Tests • Institutional TOEFL, Michigan tests, TOEIC

Services • academic counseling, academic placement, campus orientation, conversation partners, crosscultural activities, field trips, homestay, housing assistance, international student adviser, personal/cultural counseling, recreational activities, visa/tax counseling, test preparation

Costs • tuition \$2,100.00 12-weeks, includes books and materials; application fee \$200.00; application fee includes activities fee and health insurance

Housing • *Campus housing*: no campus housing

Off-campus housing: no information provided

Board • no board plan

Other information • *Established*: 1989 *Endorsements*: TESOL standards, NAFSA principles ▶

1505

LCP INTERNATIONAL INSTITUTE, SEATTLE

Intensive English Program

Highline Community College

Seattle Center, 2400 South 240th Street

Des Moines WA 98198-9800

Ph 206-870-3740

Fax 714-753-0880

E-mail 102573.214@compuserve.com

Application contact: LCP International Institute Executive Office, 930 AT&T Tower, 8001 Irvine Center Drive, Irvine CA 92718

Academic year 1995/96

Intensive English Program

Hrs/wk:	Class
B:	25
LI:	25
I:	25
A:	25

IEP note • Optional language lab and CAI

English for Specific Purposes • Business 5-25 hrs/wk, Graduate Study 25 hrs/wk, Test Preparation: GMAT, GRE, SAT, TOEFL 5-25 hrs/w, Other: Customized and Certificate Programs 25 hrs/wk

Terms • 8 weeks beginning January, February, April, June, August, October; 3 weeks beginning December

Longest break(s) • not applicable

Average class size • 11

Program size • 70 average term

Distribution • Americas 25%; Asia/Oceania 28%; Europe, Eastern 5%; Europe, Western 18%; Middle East/North Africa 24%

Faculty • *Teachers*: 4 full-time, 2 part-time *Full-time teaching load*: 25 hours/week *Advanced degree ESL fields*: 4 full-time, 2 part-time *Administrators*: 4 full-time

Eligibility • all applicants

Issues • I-20, IAP-66

Academic credit • not applicable *May take academic courses*: with program director's approval

Tests • Institutional TOEFL, SLEP

Services • academic counseling, academic placement, campus orientation, conversation partners, crosscultural activities, field trips, homestay, host family, housing assistance, international student adviser, personal/cultural counseling, recreational activities, visa/tax counseling

Costs • tuition \$945.00 4-weeks; application fee \$75.00; health insurance \$48.00; student services & activities \$95.00

Housing • *Campus housing*: no campus housing

Off-campus housing: readily available, moderately priced; assistance in locating provided

Board • no board plan

Other information • *Established*: 1979 *Member*: AAIEP *Endorsements*: TESOL standards, NAFSA principles ▶

1506

PIERCE COLLEGE

Intensive English Program

International Programs

9401 Farwest Drive Southwest

Tacoma WA 98498

Ph 206-964-7327, 206-964-6229

Fax 206-964-6256

Academic year 1995/96

Intensive English Program

Hrs/wk:	Class	Lab
B:	17	4
LI:	17	4
I:	17	4
A:	18	4

English for Specific Purposes • Test Preparation: TOEFL 5 hrs/wk

Terms • 10 weeks beginning September, January, April; 4 weeks beginning June, July

Longest break(s) • not applicable

Average class size • 8

Program size • 40 average term

Distribution • Americas 2%; Asia/Oceania 95%; Middle East/North Africa 3%

Faculty • *Teachers:* 3 full-time, 4 part-time *Full-time teaching load:* 17 hours/week *Administrators:* 1 part-time

Eligibility • international students with secondary school certificate and planning US study, minimum 18 years of age

Issues • I-20. I-20 includes academic admission conditional on meeting admissions requirements

Academic credit • not offered *May take academic courses:* at Advanced level with approval of director, adviser

Tests • International TOEFL

Services • academic counseling, academic placement, campus orientation, crosscultural activities, field trips, homestay, host family, housing assistance, international student adviser, personal/cultural counseling, recreational activities, visa/tax counseling

Costs • tuition \$1,776.00 10-weeks, \$750.00 4-weeks; application fee \$10.00; health insurance \$127.00 unless waived

Housing • *Campus housing:* no campus housing *Off-campus housing:* readily available, moderately priced; assistance in locating provided

Board • no board plan

Other information • *Established:* 1991 *Endorsements:* NAFSA principles (HE)

1507

SEATTLE CENTRAL COMMUNITY COLLEGE

International Education Programs

1701 Broadway
Seattle WA 98122
Ph 206-587-3893

Fax 206-587-3868

E-mail iepsecc@seacc.sccd.ctc.edu

URL http://www.sccd.ctc.edu/~ccglobal

Academic year 1996/97

Intensive English Program

Hrs/wk:	Class	Lab
B:	20	2
LI:	20	2
I:	20	2
A:	15	2

IEP note • 3-5 hours academic courses

English for Specific Purposes • Business 5 hrs/wk, Communications 5 hrs/wk, Hotel Administration 5 hrs/wk, Travel 5 hrs/wk, Test Preparation: TOEIC, TOEFL 10 hrs/wk

Terms • 10 weeks beginning September, January, April; 8 weeks beginning June; 4 weeks beginning March, April, May, June, July, August, September

Longest break(s) • not applicable

Average class size • 12

Program size • 275 average term

Distribution • Africa 5%; Americas 10%; Asia/Oceania 70%; Europe, Eastern 5%; Europe, Western 5%; Middle East/North Africa 5%

Faculty • *Teachers:* 6 full-time, 15 part-time *Full-time teaching load:* 20 hours/week *Advanced degree ESL fields:* 6 full-time, 15 part-time *Administrators:* 3 full-time

Eligibility • foreign nationals

Issues • I-20, IAP-66. I-20 includes academic admission conditional on English language proficiency

Academic credit • not offered *May take academic courses:* at College Bridge level

Tests • Institutional TOEFL, TOEIC, SLEP

Services • academic counseling, academic placement, airport meeting, field trips, homestay, host family, personal/cultural counseling, recreational activities, faculty exchange

Costs • tuition \$1,740.00 10-weeks; application fee \$35.00; health insurance \$17.00; student activity center \$15.00; transportation \$10.00

Housing • *Campus housing:* no campus housing *Off-campus housing:* readily available; assistance in locating provided

Board • no board plan

Other information • *Established:* 1989 *Member:* AAIEP

Endorsements: TESOL standards, NAFSA principles (HE) (P + C)

1508

SOUTH SEATTLE COMMUNITY COLLEGE

Intensive English Language Program

6000 16th Avenue Southwest
Seattle WA 98106-1499

Ph 206-763-5141, 206-764-7965

Fax 206-764-5836

E-mail sbaldwin@sscc.sccd.ctc.edu

Academic year 1996/97

Intensive English Program

Hrs/wk:	Class	CAI
B:	20	
LI:	20	3
I:	20	3
A:	20	3

English for Specific Purposes • Aviation 2-8 hrs/wk, Business 2-8 hrs/wk, Test Preparation: unspecified test 2-8 hrs/wk, Other: Contract Programs available in most areas 2-8 hrs/wk

Terms • 10 weeks beginning September, January, April; 8-12 weeks beginning June

Longest break(s) • not applicable

Average class size • 11

Program size • 45 average term

Distribution • Asia/Oceania 75%; Middle East/North Africa 20%; Other/Unknown 5%

Faculty • *Teachers:* 8 part-time *Advanced degree ESL fields:* 7 part-time *Administrators:* 3 part-time

Eligibility • international students with academic admission to US college/university

Issues • I-20. I-20 includes academic admission conditional on meeting admissions requirements

Academic credit • not offered *May take academic courses:* at Advanced level

Tests • locally developed tests

Services • academic counseling, academic placement, campus orientation, conversation partners, field trips, homestay, recreational activities

Costs • tuition \$1,740.00 10-weeks; application fee \$35.00; health insurance \$117.00; computer lab \$25.00

Housing • *Campus housing:* no campus housing *Off-campus housing:* readily available, moderately priced; assistance in locating provided *Room and board:* \$525.00 month homestay

Board • board plan included in housing

Other information • *Established:* 1986 (HE) (P + C)

1509
TACOMA COMMUNITY COLLEGE

Intensive English Program

6501 South 19th Street
Tacoma WA 98466
Ph 206-566-5290, 206-566-5000
Fax 206-566-5203
E-mail splann@tcc.tacoma.ctc.edu
URL http://www.tacoma.ctc.edu

Academic year 1996/97

Intensive English Program

Hrs/wk:	Class
B:	17-18
LI:	17
I:	15
A:	15

IEP note • 2-4 hours language lab; 2-4 hours CAI
Terms • 10 weeks beginning September, January, March; 8 weeks beginning June
Longest break(s) • not applicable
Average class size • 17
Program size • 125 average term
Distribution • Africa 1%; Americas 6%; Asia/Oceania 79%; Europe, Eastern 6%; Europe, Western 6%; Middle East/North Africa 1%; Other/Unknown 1%
Faculty • *Teachers*: 3 full-time, 6 part-time *Full-time teaching load*: 15 hours/week *Advanced degree ESL fields*: 3 full-time, 6 part-time *Administrators*: 1 full-time, 1 part-time
Eligibility • foreign nationals
Issues • I-20. I-20 includes academic admission conditional on English language proficiency
Academic credit • degree credits for ESL at Advanced level *May take academic courses*: with program director's approval
Tests • Michigan tests, locally developed tests
Services • academic counseling, academic placement, airport meeting, field trips, homestay, host family, personal/cultural counseling, recreational activities, tutorial, international student organization
Costs • tuition \$1,765.00 10-weeks; application fee \$50.00; health insurance \$117.00; student body/facility fee \$8.00
Housing • *Campus housing*: no campus housing *Off-campus housing*: readily available, moderately priced; assistance in locating provided *Room and board*: \$425.00 month homestay
Board • board plan included in housing for homestay; meal tickets available for on-campus
Other information • *Established*: 1970 (HE) (P + C)

1510
UNIVERSITY OF WASHINGTON

Intensive English Program

UW Educational Outreach
Box 354232
Seattle WA 98195
Ph 206-543-6242
Fax 206-685-9572
E-mail esl@u.washington.edu
URL http://weber.u.washington.edu/~esl

Academic year 1996/97

Intensive English Program

Hrs/wk:	Class
B:	20
LI:	20
I:	20
A:	20

IEP note • Language lab optional

English for Specific Purposes • Business, Education, Law, Teaching Assistants, Test Preparation: TOEFL, Other: Forestry

Terms • 10 weeks beginning September, December, March, June
Longest break(s) • not applicable
Average class size • 14
Program size • 300 average term
Distribution • Americas 10%; Asia/Oceania 70%; Europe, Eastern 2%; Europe, Western 5%; Middle East/North Africa 10%; Other/Unknown 3%
Faculty • *Teachers*: 30 full-time, 13 part-time *Full-time teaching load*: 15 hours/week *Advanced degree ESL fields*: 30 full-time, 13 part-time *Administrators*: 7 full-time, 8 part-time
Eligibility • foreign nationals
Issues • I-20
Academic credit • not offered *May take academic courses*: at Advanced level with adviser's approval
Tests • International, Institutional TOEFL; Michigan tests
Services • academic counseling, field trips, personal/cultural counseling, recreational activities
Costs • tuition \$1,800.00 10-weeks; application fee \$30.00; health insurance \$107.00
Financial aid • limited scholarships available
Housing • *Campus housing*: available year-round *Off-campus housing*: readily available, moderately priced; assistance in locating provided *Room*: \$450.00 12-weeks
Board • board plan
Other information • *Established*: 1975 (HE) (P + C)

1511
WASHINGTON ACADEMY OF LANGUAGES

Intensive ESL Program

98 Yesler Way
Seattle WA 98104-2524
Ph 206-682-4463
Fax 206-224-7927
E-mail esl@academy-of-languages.org
URL http://www.academy-of-languages.org

Academic year 1996/97

Intensive English Program

Hrs/wk:	Class
B:	25
LI:	25
I:	25

IEP note • 5 hours or more language lab optional
English for Specific Purposes • Communications 25 hrs/wk, Test Preparation: TOEFL 20 hrs/wk, Other: Private Programs upon Request
Terms • 5 weeks year-round
Longest break(s) • not applicable
Average class size • 11
Program size • 75 average term
Distribution • Africa 1%; Americas 12%; Asia/Oceania 57%; Europe, Eastern 5%; Europe, Western 10%; Middle East/North Africa 15%
Faculty • *Teachers*: 7 full-time, 5 part-time *Full-time teaching load*: 25 hours/week *Advanced degree ESL fields*: 4 full-time, 4 part-time *Administrators*: 3 full-time, 2 part-time
Eligibility • foreign nationals
Issues • I-20
Academic credit • degree credits for ESL *May take academic courses*: with adequate English language proficiency (TOEFL 550)
Tests • Institutional TOEFL, Michigan tests, locally developed tests
Services • academic counseling, airport meeting, conversation partners, field trips, homestay, host family,

276

personal/cultural counseling, recreational activities, visa/tax counseling, volunteer placement

Costs • tuition \$910.00 5-weeks; application fee \$100.00; health insurance \$40.00; airport meeting \$30.00; homestay placement fee \$100.00

Housing • *Campus housing*: no campus housing
Off-campus housing: readily available, moderately priced; assistance in locating provided *Room and board*: \$625.00 5-weeks homestay

Board • board plan included in housing

Other information • *Established*: 1979 *Member*: AAIEP

Endorsements: TESOL standards, NAFSA principles

1513

WESTERN WASHINGTON UNIVERSITY

Intensive English Program

OM 530

Bellingham WA 98225-9048

Ph 360-650-3755

Fax 360-650-6818

E-mail iep@cc.wvu.edu

URL <http://www.wvu.edu/WesternOnline/CISP/IEP/IEP.html>

Academic year 1996/97

Intensive English Program

Hrs/wk:	Class	CAI
LI:	18-25	2
I:	18-25	2
A:	18-25	2

IEP note • 1-3 hours conversation; language lab optional

English for Specific Purposes • Test Preparation: TOEFL 3 hrs/wk

Terms • 12 weeks beginning September; 11 weeks beginning January, March; 9 weeks beginning June

Longest break(s) • not applicable

Average class size • 11

Program size • 45 average term

Distribution • Africa 2%; Americas 6%; Asia/Oceania 80%; Europe, Eastern 2%; Europe, Western 6%; Middle East/North Africa 4%

Faculty • *Teachers*: 3 full-time, 4 part-time *Full-time teaching load*: 18 hours/week *Advanced degree ESL fields*: 2 full-time, 2 part-time *Administrators*: 1 full-time

Eligibility • foreign nationals

Issues • I-20

Academic credit • not offered *May take academic courses*: with program director's approval and TOEFL 520 after one quarter of IEP study

Tests • Institutional TOEFL, Michigan tests, locally developed tests

Services • academic counseling, academic placement, field trips, personal/cultural counseling, recreational activities

Costs • tuition \$1,465.00 11-weeks; application fee \$100.00 applicable to tuition; health insurance included in tuition; cost of textbooks additional

Housing • *Campus housing*: available year-round
Off-campus housing: readily available, moderately priced; assistance in locating provided *Room and board*: \$1,500.00 11-weeks

Board • board plan included in housing

Other information • *Established*: 1984 *Member*: AAIEP

Endorsements: TESOL standards, NAFSA principles (HE)

1512

WASHINGTON STATE UNIVERSITY

Intensive American Language Center

Bryan 101

Pullman WA 99164-5110

Ph 509-335-6675

Fax 509-335-2373

E-mail ialc@wsuvml.csc.wsu.edu

Academic year 1996/97

Intensive English Program

Hrs/wk:	Class
B:	21-24
LI:	21-24
I:	21-24
A:	21-24

Terms • 8 weeks beginning August, October, January, March, June

Longest break(s) • 2 weeks beginning March

Average class size • 13

Program size • 130 average term

Distribution • Africa 1%; Americas 1%; Asia/Oceania 85%; Europe, Western 1%; Middle East/North Africa 6%; Other/Unknown 6%

Faculty • *Teachers*: 24 full-time, 4 part-time *Full-time teaching load*: 15 hours/week *Advanced degree ESL fields*: 16 full-time, 1 part-time *Administrators*: 1 full-time, 6 part-time

Eligibility • all applicants with secondary school certificate, minimum 18 years of age

Issues • I-20

Academic credit • not offered

Tests • Institutional TOEFL

Services • academic counseling, academic placement, campus orientation, conversation partners, field trips, international student adviser, personal/cultural counseling, visa/tax counseling

Costs • tuition \$1,620.00 8-weeks; application fee \$50.00; activities fee \$10.00; computer lab \$25.00; student health service \$32.00; health insurance \$47.00 month

Housing • *Campus housing*: available year-round

Off-campus housing: readily available, moderately priced

Room and board: \$1,000.00 8-weeks

Board • board plan included in housing

Other information • *Established*: no information provided (HE) (P + C)

1514

WHATCOM COMMUNITY COLLEGE

English Language Program

237 West Kellogg Road

Bellingham WA 98226

Ph 360-676-2170

Fax 360-676-2171

Academic year 1996/97

Intensive English Program

Hrs/wk:	Class	Tutoring
B:	18	1
LI:	18	1
I:	18	1
A:	18	1

IEP note • Students of all levels are in one class

English for Specific Purposes • Business

Terms • 55 weeks beginning July; 45 weeks beginning September; students may enter January or March with TOEFL 450-460
Longest break(s) • 4 weeks beginning December, 1 week beginning March
Average class size • 12
Program size • 12 average term
Distribution • Asia/Oceania 100%
Faculty • *Teachers*: 1 full-time, 3 part-time *Full-time teaching load*: 8 hours/week *Advanced degree ESL fields*: 1 full-time, 3 part-time *Administrators*: 1 full-time, 1 part-time
Eligibility • international students with secondary school certificate
Issues • I-20. I-20 includes academic admission conditional on English language proficiency
Academic credit • undergraduate degree credits for ESL *May take academic courses*: if academically admissible
Tests • Michigan tests
Services • academic counseling, academic placement, campus orientation, conversation partners, crosscultural activities, field trips, homestay, host family, housing assistance, international student adviser, personal/cultural counseling, recreational activities, visa/tax counseling, tutoring, teaching assistants, International Friendship Program
Costs • tuition \$11,050.00 5-quarters, \$9,200.00 4-quarters, \$2,300.00 1-quarter; health insurance \$117.00 quarter
Housing • *Campus housing*: no campus housing *Off-campus housing*: readily available, moderately priced; assistance in locating provided; campus housing available at Western Washington University during academic year
Board • no board plan
Other information • *Established*: 1990 (HE) (P + C)

1515
WHITWORTH COLLEGE

English Language Program

Spokane WA 99251
Ph 509-466-1000, 509-466-3232
Fax 509-466-3723
E-mail janetyoder@whitworth.edu
URL http://www.whitworth.edu

Academic year 1995/96
Intensive English Program

Hrs/wk:	Class	Lab
A:	12	3

IEP note • 3-5 hours activities
Terms • 14 weeks beginning September, February
Longest break(s) • not applicable
Average class size • 10
Program size • 40 average term
Distribution • Africa 7%; Asia/Oceania 57%; Europe, Eastern 2%; Europe, Western 5%; Middle East/North Africa 1%; Other/Unknown 28%
Faculty • *Teachers*: 2 full-time, 3 part-time *Full-time teaching load*: 12 hours/week *Advanced degree ESL fields*: 2 full-time, 3 part-time *Administrators*: 1 full-time, 1 part-time
Eligibility • international students with academic admission to host institution or planning US study, and TOEFL 460-525
Issues • I-20, IAP-66. I-20 includes academic admission conditional on English language proficiency or minimum TOEFL 525
Academic credit • 24 undergraduate degree credits for ESL replacing foreign language *May take academic courses*: if academically admissible
Tests • International TOEFL, locally developed tests
Services • academic counseling, academic placement, campus orientation, conversation partners, crosscultural activities, field trips, host family, housing assistance,

international student adviser, personal/cultural counseling, recreational activities, visa/tax counseling
Costs • tuition \$6,705.00 14-weeks; activities fee \$62.00; health insurance \$50.00; computer lab, yearbook, car registration, clubs \$140.00
Financial aid • grants based on academic merit and financial need
Housing • *Campus housing*: available academic year *Off-campus housing*: readily available, expensive; assistance in locating provided *Room*: \$1,275.00 14-weeks
Board • board plan \$1,175.00 14-weeks
Other information • *Established*: 1985 *Endorsements*: TESOL standards, NAFSA principles (HE) (P + C)

WEST VIRGINIA

1516
FAIRMONT STATE COLLEGE

Intensive English Program

308 Hardway Building
 Fairmont WV 26556
Ph 800-641-5678, 304-367-4501, 304-367-4000
Fax 304-366-4870
E-mail gkp@fscvax.wvnet.edu

Academic year 1995/96
Intensive English Program

Hrs/wk:	Class	Lab	Tutorial
B:	25	5	3
LI:	25	5	3
I:	25	5	3
A:	25	5	3

English for Specific Purposes • Test Preparation: TOEFL 6 hrs/wk

Terms • 16 weeks beginning August, January, May
Longest break(s) • not applicable
Average class size • 12
Program size • 35 average term
Distribution • Asia/Oceania 70%; Europe, Eastern 20%; Middle East/North Africa 10%
Faculty • *Teachers*: 1 full-time, 5 part-time *Full-time teaching load*: 14 hours/week *Advanced degree ESL fields*: 1 full-time, 5 part-time *Administrators*: 2 full-time
Eligibility • all applicants
Issues • I-20. I-20 includes academic admission conditional on meeting admissions requirements
Academic credit • 12 undergraduate degree credits for ESL replacing electives *May take academic courses*: at Advanced level with approval of instructor, director
Tests • Institutional TOEFL
Services • academic counseling, academic placement, field trips, homestay, host family, personal/cultural counseling, recreational activities
Costs • tuition \$2,500.00 16-weeks
Housing • *Campus housing*: available year-round *Off-campus housing*: readily available, moderately priced; assistance in locating provided *Room*: \$700.00 16-weeks
Board • board plan \$950.00 16-weeks, 7-day meal plan
Other information • *Established*: 1989 (HE) (P + C)

278

1517
**INTERNATIONAL LANGUAGE INSTITUTE,
 ELKINS**

Intensive English Program

c/o Davis and Elkins College
 Elkins WV 26241-3996
Ph 304-636-7116
Fax 304-636-7522

Academic year 1996/97

Intensive English Program

Hrs/wk:	Class	Lab
B:	25	2
LI:	25	2
I:	25	2
A:	25	2

IEP note • Language lab available; unlimited use after class

English for Specific Purposes • Test Preparation: TOEFL

Terms • 4 weeks or longer year-round

Longest break(s) • not applicable

Average class size • 6

Program size • 40 average term

Distribution • Africa 10%; Americas 25%; Asia/Oceania 36%; Europe, Eastern 5%; Europe, Western 10%; Middle East/North Africa 12%; Other/Unknown 2%

Faculty • *Teachers:* 4 full-time, 3 part-time *Full-time teaching load:* 25 hours/week *Advanced degree ESL fields:* 2 full-time, 1 part-time *Administrators:* 2 full-time

Eligibility • foreign nationals

Issues • I-20

Academic credit • not applicable *May take academic courses:* with adequate English language proficiency

Tests • Michigan tests, locally developed tests

Services • academic counseling, academic placement, field trips, personal/cultural counseling, recreational activities

Costs • tuition \$846.00 4-weeks; application fee \$50.00

Housing • *Campus housing:* available year-round *Off-campus housing:* readily available, moderately priced; assistance in locating provided **Room and board:** \$450.00 4-weeks

Board • board plan included in housing

Other information • *Established:* 1971 *Endorsements:* TESOL standards, NAFSA principles

1518
MARSHALL UNIVERSITY

English as a Second Language Institute

Old Main 212
 400 Hal Greer Boulevard
 Huntington WV 25755
Ph 304-696-2465, 304-696-6265
Fax 304-696-6353
E-mail egnor@marshall.edu
URL <http://www.marshall.edu/cip/>

Academic year 1996/97

Intensive English Program

Hrs/wk:	Class	Lab
B:	21	3
LI:	21	3
I:	21	3
A:	21	3

English for Specific Purposes • Business 3 hrs/wk, Communications 3 hrs/wk, Test Preparation: TOEFL 6 hrs/wk, Other: Computers 3 hrs/wk

Terms • 15 weeks beginning September, January; 6 weeks beginning June, July

Longest break(s) • not applicable

Average class size • 10

Program size • 50 average term

Distribution • Americas 5%; Asia/Oceania 40%; Europe, Eastern 10%; Europe, Western 5%; Middle East/North Africa 40%

Faculty • *Teachers:* 5 full-time, 7 part-time *Full-time teaching load:* 15 hours/week *Advanced degree ESL fields:* 4 full-time, 1 part-time *Administrators:* 2 full-time, 1 part-time

Eligibility • foreign nationals

Issues • I-20, IAP-66. I-20 includes academic admission conditional on English language proficiency

Academic credit • not offered *May take academic courses:* if academically admissible

Tests • International, Institutional TOEFL, Michigan tests

Services • academic counseling, academic placement, airport meeting, campus orientation, conversation partners, crosscultural activities, field trips, homestay, host family, housing assistance, international student adviser, personal/cultural counseling, recreational activities

Costs • tuition \$3,000.00 15-weeks; application fee \$45.00; activities fee \$175.00; health insurance \$200.00; books \$150.00

Housing • *Campus housing:* available year-round *Off-campus housing:* readily available, moderately priced; assistance in locating provided **Room:** \$1,000.00 15-weeks; married student housing available

Board • board plan \$1,000.00 15-weeks

Other information • *Established:* 1994 *Endorsements:* TESOL standards (HE) (P + C)

1519
SALEM-TEIKYO UNIVERSITY

Intensive English Program

PO Box 791
 Salem WV 26426
Ph 304-782-5293
E-mail delgado@salem.wvnet.edu

Academic year 1996/97

Intensive English Program

Hrs/wk:	Class
B:	25
LI:	25
I:	25
A:	25

IEP note • Class hours combined with contact hours

English for Specific Purposes • Business 25 hrs/wk, Marketing 25 hrs/wk, Science, Teaching Assistants 25 hrs/wk, Test Preparation: TOEFL 25 hrs/wk

Terms • 24 weeks beginning May

Longest break(s) • not applicable

Average class size • 15

Program size • 100 average term

Distribution • Americas 1%; Asia/Oceania 99%

Faculty • *Teachers:* 9 full-time, 5 part-time *Full-time teaching load:* 25 hours/week *Advanced degree ESL fields:* 7 full-time, 5 part-time *Administrators:* 1 full-time

Eligibility • all applicants

Issues • I-20, IAP-66

Academic credit • 48 undergraduate degree credits for ESL replacing foreign language *May take academic courses:* with adequate English language proficiency

Tests • Institutional TOEFL

Services • academic counseling, academic placement, campus orientation, conversation partners, crosscultural activities, field trips, homestay, host family, international student adviser, personal/cultural counseling, recreational activities, visa/tax counseling

Costs • tuition \$11,658.00 year; application fee \$25.00; health insurance \$94.00

Housing • *Campus housing*: available year-round
Off-campus housing: no information provided **Room**: \$200.00 month
Board • board plan \$294.00 month
Other information • *Established*: 1990 (HE)

1520
WEST VIRGINIA UNIVERSITY

Intensive English Program

Eiesland Hall
 PO Box 6297
 Morgantown WV 26506
Ph 304-293-3604
Fax 304-293-8642
E-mail huntley@wvnxvaxa.wvnet.edu
URL <http://www.as.wvu.edu/forlang/iep/> menu

Academic year 1996/97
Intensive English Program

Hrs/wk:	Class	Lab
B:	20	2
LI:	20	2
I:	20	2
A:	20	2

IEP note • Minimum 2 hours conversation table, conversation partners, cultural outreach
English for Specific Purposes • Business 1-1/2 hrs/wk, Communications 2 hrs/wk, Teaching Assistants 6 hrs/wk, Test Preparation: TOEFL 3 hrs/wk
Terms • 16 weeks beginning August, January; 12 weeks beginning May
Longest break(s) • not applicable
Average class size • 10
Program size • 60 average term
Distribution • Americas 30%; Asia/Oceania 30%; Europe, Eastern 5%; Europe, Western 5%; Middle East/North Africa 20%; Other/Unknown 10%
Faculty • *Teachers*: 3 full-time, 16 part-time *Full-time teaching load*: 9 hours/week *Advanced degree ESL fields*: 3 full-time, 4 part-time *Administrators*: 2 full-time
Eligibility • foreign nationals
Issues • I-20
Academic credit • not offered *May take academic courses*: if academically admissible
Tests • Institutional TOEFL, Michigan tests
Services • academic counseling, academic placement, field trips, host family, personal/cultural counseling, recreational activities
Costs • tuition \$3,275.00 16-weeks; application fee \$50.00
Housing • *Campus housing*: available year-round
Off-campus housing: readily available, moderately priced; assistance in locating provided **Room and board**: \$2,400.00 16-weeks
Board • board plan included in housing
Other information • *Established*: 1979 (HE) (P + C)

WISCONSIN

1521
BELOIT COLLEGE

Center for Language Studies

World Affairs Center
 700 College Street
 Beloit WI 53511
Ph 608-363-2269
Fax 608-363-2689

Academic year 1996/97
Intensive English Program

Hrs/wk:	Class	Lab
A:	25-30	5

IEP note • 3-4 hours US movies
Terms • 9 weeks beginning June
Longest break(s) • not applicable
Average class size • 12
Program size • 12 average term
Distribution • Americas 10%; Asia/Oceania 80%; Europe, Eastern 10%
Faculty • *Teachers*: 2 full-time *Full-time teaching load*: 17 hours/week *Advanced degree ESL fields*: 2 full-time
Administrators: 1 part-time
Eligibility • foreign nationals
Issues • I-20, IAP-66
Academic credit • not offered
Tests • locally developed tests
Services • academic counseling, field trips, personal/cultural counseling, recreational activities, tutorial
Costs • tuition \$2,398.00 9-weeks; health insurance \$120.00
Housing • *Campus housing*: available summer only
Off-campus housing: not permitted **Room**: \$400.00 9-weeks
Board • board plan \$703.00 9-weeks
Other information • *Established*: 1985 *Endorsements*: NAFAA principles (HE) (P + C)

1522
GLOBAL LANGUAGE INSTITUTE, RIVER FALLS

Intensive English Program

c/o University of Wisconsin-River Falls
 Prucha Hall
 River Falls WI 54022
Ph 715-425-3090
Fax 715-425-0612

Academic year 1995/96
Intensive English Program

Hrs/wk:	Class
B:	25
LI:	25
I:	25
A:	25

IEP note • Class hours include language lab
Terms • 4 weeks beginning each month
Longest break(s) • not applicable
Average class size • 12
Program size • 50 average term
Distribution • Americas 30%; Asia/Oceania 25%; Europe, Eastern 15%; Europe, Western 15%; Middle East/North Africa 15%
Faculty • *Teachers*: 4 full-time, 1 part-time *Full-time teaching load*: 25 hours/week *Advanced degree ESL fields*: 3 full-time *Administrators*: 2 full-time
Eligibility • all applicants
Issues • I-20
Academic credit • not applicable

Tests • International, Institutional TOEFL
Services • academic counseling, academic placement, campus orientation, conversation partners, crosscultural activities, field trips, housing assistance, international student adviser, personal/cultural counseling, recreational activities
Costs • tuition \$975.00 4-weeks; application fee \$65.00; activities fee \$47.00; health insurance \$40.00; materials \$40.00
Housing • *Campus housing*: available *Off-campus housing*: moderately priced; assistance in locating provided *Room*: \$231.00 4-weeks
Board • board plan \$175.00-\$275.00 4-weeks
Other information • *Established*: 1991 *Member*: AAIEP
Endorsements: TESOL standards, NAFSA principles

1523 MADISON ENGLISH AS A SECOND LANGUAGE SCHOOL

Intensive English Program

3009 University Avenue
 Madison WI 53705
Ph 608-233-9962
Fax 608-233-9967
E-mail mesls@execpc.com
URL <http://www.execpc.com/~mesls/>

Academic year 1996/97

Intensive English Program

Hrs/wk:	Class
B:	20
LI:	20
I:	20
A:	20

English for Specific Purposes • Test Preparation: TOEFL 20 hrs/wk
Terms • 7 weeks beginning September, October, January, March, April, June
Longest break(s) • not applicable
Average class size • 6
Program size • 40 average term
Distribution • Americas 10%; Asia/Oceania 50%; Europe, Eastern 15%; Europe, Western 15%; Middle East/North Africa 10%
Faculty • *Teachers*: 5 part-time *Advanced degree ESL fields*: 5 part-time *Administrators*: 1 full-time
Eligibility • all applicants minimum 16 years of age
Issues • I-20. I-20 includes academic admission
Academic credit • not applicable
Tests • Institutional TOEFL, Michigan tests, locally developed tests
Services • academic counseling, academic placement, conversation partners, housing assistance, international student adviser
Costs • tuition \$850.00 7-weeks; application fee \$50.00
Housing • *Campus housing*: available year-round *Off-campus housing*: difficult to find, moderately priced *Room*: \$500.00-\$550.00 month
Board • no board plan
Other information • *Established*: 1995

1524 SAINT NORBERT COLLEGE

ESL Institute

100 Grant Street
 De Pere WI 54115
Ph 414-337-3181
Fax 414-337-4083
E-mail porirj@sncad.snc.edu

Academic year 1996/97

Intensive English Program

Hrs/wk:	Class	Lab	CAI
B:	20	5	
LI:	20	5	
I:	20	5	
A:	20		5

English for Specific Purposes • Test Preparation: TOEFL 15 hrs/wk
Terms • 16 weeks beginning September, January; 8 weeks beginning October, March, June
Longest break(s) • 1 week beginning March
Average class size • 10
Program size • 40 average term
Distribution • Americas 20%; Asia/Oceania 60%; Europe, Eastern 15%; Europe, Western 5%
Faculty • *Teachers*: 4 full-time *Full-time teaching load*: 20 hours/week *Advanced degree ESL fields*: 3 full-time *Administrators*: 1 full-time
Eligibility • all applicants with secondary school certificate, minimum 17 years of age, proof of financial resources
Issues • I-20, IAP-66. I-20 includes academic admission conditional on meeting admissions requirements
Academic credit • not offered *May take academic courses*: at Advanced level
Tests • Institutional TOEFL
Services • academic counseling, airport meeting, campus orientation, conversation partners, crosscultural activities, housing assistance, international student adviser, recreational activities
Costs • tuition \$1,150.00 8-weeks; application fee \$25.00; activities fee \$25.00; health insurance \$100.00; university fees \$30.00; university fees include one-time testing and orientation, airport meeting
Housing • *Campus housing*: available year-round *Off-campus housing*: no information provided *Room*: \$650.00 8-weeks; campus housing is required until students are 23 years of age
Board • board plan \$625.00 8-weeks
Other information • *Established*: 1993 *Member*: AAIEP
Endorsements: TESOL standards, NAFSA principles (HE)

1525 UNIVERSITY OF WISCONSIN, EAU CLAIRE

English as a Foreign Language

Department of Foreign Languages
 Eau Claire WI 54701
Ph 715-836-4287
Fax 715-836-2380
E-mail uptonta@uwec.edu

Academic year 1995/96

Intensive English Program

Hrs/wk:	Class	Lab
I:	14	3

Terms • 17 weeks beginning January; 16 weeks beginning August
Longest break(s) • 1 week beginning March
Average class size • 10
Program size • 45 average term

Distribution • Americas 20%; Asia/Oceania 70%; Europe, Western 10%

Faculty • *Teachers*: 1 full-time, 3 part-time *Full-time teaching load*: 12 hours/week *Advanced degree ESL fields*: 1 full-time, 2 part-time *Administrators*: 1 part-time

Eligibility • international students with academic admission to host institution or planning US study

Issues • I-20. I-20 includes academic admission conditional on English language proficiency

Academic credit • 12 undergraduate degree credits for ESL replacing foreign language *May take academic courses*: with program director's approval

Tests • Institutional TOEFL, Michigan tests

Services • academic counseling, academic placement, campus orientation, conversation partners, crosscultural activities, field trips, homestay, host family, housing assistance, international student adviser, personal/cultural counseling, recreational activities, visa/tax counseling

Costs • tuition \$3,600.00 16-weeks; application fee \$25.00; health insurance \$550.00

Housing • *Campus housing*: available year-round *Off-campus housing*: readily available, moderately priced *Room*: \$805.00 18-weeks

Board • board plan \$595.00 16-weeks

Other information • *Established*: 1979 (HE) (P + C)

1526

UNIVERSITY OF WISCONSIN, LA CROSSE

ESL Institute

1725 State Street
La Crosse WI 54601
Ph 608-785-8315
Fax 608-785-6918
E-mail beezley@uwlax.edu

Academic year 1995/96

Intensive English Program

Hrs/wk:	Class	Lab
B:	16	4
LI:	12-16	4
I:	8-12	3
A:	2-8	

IEP note • A: 2 hours CAI or library research

English for Specific Purposes • Business 5 hrs/wk, Communications 5 hrs/wk, Graduate Study 3 hrs/wk, Test Preparation: GMAT, GRE, TOEFL 1-4 hrs/wk, Other: Research Methods 2-3 hrs/wk

Terms • 15 weeks beginning August, January; 8 weeks beginning June

Longest break(s) • 2 weeks beginning March

Average class size • 12

Program size • 145 average term

Distribution • Africa 1%; Americas 7%; Asia/Oceania 45%; Europe, Eastern 23%; Europe, Western 9%; Middle East/North Africa 15%

Faculty • *Teachers*: 8 part-time *Advanced degree ESL fields*: 4 part-time *Administrators*: 1 part-time

Eligibility • all applicants with secondary school certificate

Issues • I-20, IAP-66. I-20 includes academic admission conditional on meeting admissions requirements

Academic credit • 16 undergraduate degree credits for ESL replacing foreign language *May take academic courses*: determined by internal placement exam

Tests • Michigan tests

Services • academic counseling, academic placement, campus orientation, conversation partners, crosscultural activities, field trips, host family, housing assistance, international student adviser, personal/cultural counseling, recreational activities, visa/tax counseling

Costs • tuition \$1,580.00 14-weeks; activities fee \$236.00; health insurance \$220.00; orientation & service fees \$70.00

Financial aid • partial tuition waivers

Housing • *Campus housing*: limited, available year-round *Off-campus housing*: readily available, moderately priced; assistance in locating provided *Room*: \$665.00 14-weeks; housing during breaks may be arranged at additional cost

Board • board plan \$250.00-\$650.00 14-weeks

Other information • *Established*: 1991 *Endorsements*: TESOL standards, NAFSA principles (HE) (P + C)

1527

UNIVERSITY OF WISCONSIN, MADISON

Program in English as a Second Language

5134 H C White Hall
Madison WI 53706
Ph 608-263-3780
Fax 608-263-3709
E-mail askesl@macc.wisc.edu

Academic year 1996/97

Intensive English Program

Hrs/wk:	Class	Electives
LI:	18	3
I:	18	3
A:	18	3

English for Specific Purposes • Test Preparation: TOEFL **Terms** • 15 weeks beginning September, January; 8 weeks beginning June

Longest break(s) • not applicable

Average class size • 15

Program size • 50 average term

Distribution • Africa 1%; Americas 8%; Asia/Oceania 81%; Europe, Eastern 3%; Europe, Western 3%; Middle East/North Africa 4%

Faculty • *Teachers*: 6 full-time, 3 part-time *Full-time teaching load*: 12 hours/week *Advanced degree ESL fields*: 6 full-time, 3 part-time *Administrators*: 1 full-time, 1 part-time

Eligibility • all applicants

Issues • I-20

Academic credit • 3 undergraduate degree credits for ESL replacing freshman English *May take academic courses*: with program director's approval

Tests • Michigan tests

Services • academic counseling, crosscultural activities, personal/cultural counseling, recreational activities, health services, clubs, student union, library

Costs • tuition \$3,614.00 15-weeks; health insurance \$223.00, \$89.00 8-weeks

Housing • *Campus housing*: available year-round *Off-campus housing*: readily available; assistance in locating provided

Board • board plan

Other information • *Established*: 1965 *Endorsements*: TESOL standards (HE) (P + C)

1528

UNIVERSITY OF WISCONSIN, MILWAUKEE

Intensive ESL Program

Department of Linguistics/ESL
PO Box 413
Milwaukee WI 53201
Ph 800-638-2808, 414-229-5757
Fax 414-229-6258
E-mail esl@csd.uwm.edu
URL <http://www.csd.uwm.edu/Dept/ESL>

Academic year 1996/97

Intensive English Program

Hrs/wk:	Class	ESL Resource Room
B:	20	2
LI:	20	2
I:	20	2
A:	20	2

IEP note • Open language lab

English for Specific Purposes • Teaching Assistants 3 hrs/wk, Test Preparation: TOEFL 5 hrs/wk

Terms • 16 weeks beginning September, January; 8 weeks beginning October, March, June

Longest break(s) • not applicable

Average class size • 15

Program size • 120 average term

Distribution • Africa 5%; Americas 20%; Asia/Oceania 50%; Europe, Eastern 5%; Europe, Western 3%; Middle East/North Africa 15%; Other/Unknown 2%

Faculty • *Teachers*: 12 full-time, 3 part-time *Full-time teaching load*: 15 hours/week *Advanced degree ESL fields*: 11 full-time, 1 part-time *Administrators*: 1 full-time, 2 part-time

Eligibility • foreign nationals

Issues • I-20

Academic credit • not offered *May take academic courses*: with adequate English language proficiency (TOEFL 485)

Tests • International, Institutional TOEFL

Services • academic counseling, academic placement, conversation partners, field trips, homestay, host family, personal/cultural counseling, recreational activities, e-mail, e-mail partners

Costs • tuition \$1,450.00 8-weeks; application fee \$50.00; health insurance \$40.00 month

Housing • *Campus housing*: available year-round *Off-campus housing*: readily available, moderately priced; assistance in locating provided *Room and board*: \$1,125.00 16-weeks

Board • board plan included in housing; \$250.00 4-weeks board plan without housing

Other information • *Established*: 1977 *Endorsements*: TESOL standards, NAFA principles (HE)

1529

UNIVERSITY OF WISCONSIN, STOUT

English Language Institute

Menomonie WI 54751-0790

Ph 715-232-2306

Academic year 1996/97

Intensive English Program

Hrs/wk:	Class	Lab	American Culture
B:	20	4	2
LI:	20	4	2
I:	20	4	2
A:	20	2	2

Terms • 8 weeks beginning August, October, January, March, June

Longest break(s) • not applicable

Average class size • 8

Program size • 50 average term

Distribution • Africa 5%; Americas 5%; Asia/Oceania 75%; Middle East/North Africa 10%; Other/Unknown 5%

Faculty • *Teachers*: 5 full-time, 1 part-time *Full-time teaching load*: 23 hours/week *Advanced degree ESL fields*: 5 full-time, 1 part-time *Administrators*: 1 full-time, 1 part-time

Eligibility • foreign nationals

Issues • I-20. I-20 includes academic admission conditional on meeting admissions requirements

Academic credit • 6 undergraduate degree credits for ESL replacing freshman English *May take academic courses*: at Advanced level with TOEFL 500

Tests • Michigan tests

Services • academic counseling, crosscultural activities, field trips, host family, personal/cultural counseling, recreational activities, visa/tax counseling

Costs • tuition \$1,225.00 8-weeks; application fee \$50.00; health insurance \$100.00; orientation \$25.00

Housing • *Campus housing*: available year-round *Off-campus housing*: readily available, moderately priced; assistance in locating provided *Room*: \$450.00 8-weeks

Board • board plan

Other information • *Established*: 1987 *Endorsements*: NAFA principles (HE) (P+C)

1530

WISCONSIN ENGLISH AS A SECOND LANGUAGE INSTITUTE

Intensive English Program

19 North Pickney Street

Madison WI 53703

Ph 608-257-4300

Fax 608-257-4346

E-mail gdreyfuss@mcimail.com

Academic year 1996/97

Intensive English Program

Hrs/wk:	Class	Lab	Conversation Partners
B:	20	5	2
LI:	20	5	2
I:	20	5	2
A:	20	5	2

English for Specific Purposes • Business 14 hrs/wk, Test Preparation: TOEFL 10 hrs/wk, Other: Test Preparation also available for GMAT 6 hrs/wk

Terms • 7 weeks beginning September, October, January, March, June, July

Longest break(s) • not applicable

Average class size • 8

Program size • 205 average term

Distribution • Africa 2%; Americas 20%; Asia/Oceania 60%; Europe, Eastern 3%; Europe, Western 5%; Middle East/North Africa 5%; Other/Unknown 5%

Faculty • *Teachers*: 22 full-time, 12 part-time *Full-time teaching load*: 16 hours/week *Advanced degree ESL fields*: 22 full-time, 12 part-time *Administrators*: 4 full-time, 2 part-time

Eligibility • foreign nationals

Issues • I-20

Academic credit • not applicable *May take academic courses*: with program director's approval at University of Wisconsin, Madison and Edgewood College

Tests • Michigan tests

Services • academic counseling, academic placement, airport meeting, conversation partners, field trips, homestay, host family, volunteer organizations

Costs • tuition \$1,065.00 7-weeks; application fee \$100.00; health insurance \$40.00 month; books \$50.00 2-months

Housing • *Campus housing*: no campus housing *Off-campus housing*: readily available, moderately priced; assistance in locating provided *Room and board*: \$550.00 4-weeks; homestay or dormitories at University of Wisconsin, Madison

Board • board plan included in housing

Other information • *Established*: 1981 *Member*: AAIEP *Endorsements*: TESOL standards, NAFA principles

WYOMING

1531

WESTERN WYOMING COMMUNITY COLLEGE

Intensive ESL Program

2500 College Drive

PO Box 428

Rock Springs WY 82901

Ph 307-382-1639, 307-382-1600**Fax** 307-382-1636**E-mail** wwjfreez@antelope.wcc.edu**URL** <http://www.wvcc.cc.wy.us/>*Academic year 1996/97***Intensive English Program****Hrs/wk: Class Lab****LI:** 23 4**I:** 23 4**A:** 23 4**IEP note** • 3 hours field trips**Terms** • 16 weeks beginning August, January; 8 weeks beginning July**Longest break(s)** • 1 week beginning March**Average class size** • 8**Program size** • 8 average term**Distribution** • Africa 5%; Americas 5%; Asia/Oceania 60%; Europe, Eastern 10%; Europe, Western 20%**Faculty** • *Teachers:* 1 full-time, 2 part-time *Full-time teaching load:* 30 hours/week *Advanced degree ESL fields:* 1 full-time, 1 part-time *Administrators:* 1 part-time**Eligibility** • foreign nationals**Issues** • I-20, IAP-66. I-20 includes academic admission conditional on English language proficiency and meeting admissions requirements**Academic credit** • undergraduate degree credits for ESL
*May take academic courses***Tests** • Michigan tests**Services** • academic counseling, academic placement, field trips, host family, personal/cultural counseling, recreational activities**Costs** • tuition \$1,335.00 16-weeks; application fee \$100.00; health insurance \$450.00**Financial aid** • available to second-year students only**Housing** • *Campus housing:* available year-round*Off-campus housing:* readily available, moderately priced*Room:* \$440.00 16-weeks**Board** • board plan \$750.00 16-weeks**Other information** • *Established:* 1990 *Endorsements:* TESOL standards, NAFA principles (HE) (P + C)

ESL

Courses

ALABAMA

2001

GADSDEN STATE COMMUNITY COLLEGE

PO Box 227 George Wallace Drive

Gadsden AL 35902-0227

Ph 205-549-8324

Fax 205-549-8444

Academic year 1996/97

TOEFL required for academic admission • 500
undergraduate

Orientation • offered; 2-4 days campus orientation for international students

Services • academic counseling, international student adviser

ESL Courses

Fall, winter, spring, summer:

I, A:

English Composition, 5 hrs/wk, 10 wk/term

Writing, 5 hrs/wk, 10 wk/term

Other information • (HE) (P + C)

2002

UNIVERSITY OF ALABAMA

Box 870250

Tuscaloosa AL 35487-0250

Ph 205-348-7413

Fax 205-348-9266

E-mail inquiry@eli.ua.edu

URL <http://www.ua.edu>

Academic year 1996/97

TOEFL required for academic admission • 500
undergraduate, 550 graduate, with 3.0 GPA (undergraduate admission only) *TOEFL waived if student completes the institution's IEP*

Orientation • offered; 2 days campus orientation for international students

Services • academic counseling, academic placement, career counseling, conversation partners, crosscultural activities, field trips, international student adviser, personal/cultural counseling, recreational activities, cultural activities

ESL Courses

Fall, spring:

A:

Graduate Scholarly Writing, 2 hrs/wk, 15 wk/term

Graduate Spoken English, 3 hrs/wk, 15 wk/term

Fall, spring, summer:

I:

Undergraduate Academic Writing, 5 hrs/wk, 8 wk/term

Undergraduate Spoken English, 5 hrs/wk, 8 wk/term

Other information • *Part-time ESL courses open to:* dependents, tourists, business personnel *Member:* UCIEP

Endorsements: TESOL standards, NAFSA principles (HE) (P + C) ▶

ARIZONA

2003

ARIZONA STATE UNIVERSITY

Box 873106
 Tempe AZ 85287-3106
Ph 602-965-2376
Fax 602-965-8529
E-mail icgva@asuvm.inre.asu.edu
URL <http://www.asu.edu/xed/alcp/esl.html>

Academic year 1995/96

TOEFL required for academic admission • 500 undergraduate *TOEFL waived if student completes the institution's IEP*

Orientation • offered; 4 days campus orientation for international students

Services • academic counseling, cultural activities

ESL Courses*Fall, spring:***A:**

Seminar for Foreign Teaching Assistants, 3 hrs/wk, 14 wk/term

Other information • *Part-time ESL courses open to:* dependents, tourists, business personnel *Member:* AAIEP *Endorsements:* TESOL standards, NAFSA principles (HE) (P + C)

2004

GLENDALE COMMUNITY COLLEGE

6000 West Olive Avenue
 Glendale AZ 85302
Ph 602-435-3136
Fax 602-435-3329
E-mail isc@gc.maricopa.edu
URL <http://www.gc.maricopa.edu>

Academic year 1996/97

TOEFL required for academic admission • 500 undergraduate *TOEFL waived if student completes the institution's IEP*

Orientation • required; 1 day campus orientation for both US and international students

Services • academic counseling, academic placement, career counseling, computer lab, crosscultural activities, field trips, homestay, housing assistance, international student adviser, personal/cultural counseling, recreational activities, visa/tax counseling

ESL Courses*Fall, spring, summer:***A:**

English for Speakers of Other Languages, 3 hrs/wk, 16 wk/term

Other information • *Part-time ESL courses open to:* dependents, tourists, business personnel, immigrants *Endorsements:* NAFSA principles (HE) (P + C)

2005

MESA COMMUNITY COLLEGE

1833 West Southern Avenue
 Mesa AZ 85224
Ph 602-461-7000
URL <http://www.mc.maricopa.edu/>

Academic year 1996/97

TOEFL required for academic admission • 500 undergraduate

Orientation • offered; 1/2 day campus orientation for international students, part of 1 day orientation for all students

Services • academic counseling, academic placement, career counseling, computer lab, international student adviser

ESL Courses*Fall, spring:***A:**

Advanced English, 6 hrs/wk, 16 wk/term

B, LI, I, A:

ESL, 6 hrs/wk, 16 wk/term

Other information • *Part-time ESL courses open to:* dependents, tourists, business personnel *Endorsements:* NAFSA principles (HE) (P + C)

2006

NORTHERN ARIZONA UNIVERSITY

Box 6032
 Flagstaff AZ 86011-6032
Ph 520-523-6284, 520-523-7503
Fax 520-523-7074
E-mail pie.nau@nau.edu

Academic year 1996/97

TOEFL required for academic admission • 500 undergraduate, 550-570 graduate

Orientation • offered; 4 days campus orientation for international students

Services • academic counseling, conversation partners, international student adviser, personal/cultural counseling, international student club

ESL Courses*Fall, spring:***I, A:**

English, 3 hrs/wk, 15 wk/term

A:

Fundamentals of Oral Communication, 3 hrs/wk, 15 wk/term

Introduction to American Language and Culture, 3 hrs/wk, 15 wk/term

Semi-Intensive American English, 2-10 hrs/wk, 15 wk/term

Other information • *Part-time ESL courses open to:* dependents (HE) (P + C)

ARKANSAS

2007

ARKANSAS TECH UNIVERSITY

Russellville AR 72801-2222
Ph 800-582-6953, 501-968-0256, 501-964-0832
Fax 501-968-0683
E-mail islh@atuvvm.atu.edu

Academic year 1996/97

TOEFL required for academic admission • 500 undergraduate, 500 graduate

Orientation • offered; 2 days campus orientation for both US and international students

Services • field trips

ESL Courses

Fall:

A:

ESL, 3 hrs/wk, 15 wk/term

Other information • Part-time ESL courses open to: all applicants needing developmental English (HE)**2008****MISSISSIPPI COUNTY COMMUNITY COLLEGE**

PO Box 1109

Blytheville AR 72316-1189

Ph 501-762-1020**Fax** 501-763-3704*Academic year 1996/97***TOEFL required for academic admission** • not required
*TOEFL waived if student completes the institution's IEP***Orientation** • offered; 1 day campus orientation for both US and international students**Services** • academic counseling, personal/cultural counseling**ESL Courses***Fall, spring:*

English for the Foreign-Born, 3 hrs/wk, 15 wk/term

Other information • Part-time ESL courses open to: adult education students (HE)**2009****OUACHITA BAPTIST UNIVERSITY**

OBU Box 3777

Arkadelphia AR 71998-0001

Ph 501-245-5197**Fax** 501-245-5312**E-mail** berryt@alpha.obu.edu*Academic year 1996/97***TOEFL required for academic admission** • 550 undergraduate**Orientation** • required; 2 days campus orientation for international students**Services** • academic counseling, academic placement, career counseling, computer lab, conversation partners, crosscultural activities, field trips, homestay, housing assistance, international student adviser, personal/cultural counseling, recreational activities, visa/tax counseling**ESL Courses***Fall, spring:***B, LI, I, A:**

American Culture, 3 hrs/wk, 14 wk/term

Conversational English, 3 hrs/wk, 14 wk/term

English Grammar, 3 hrs/wk, 14 wk/term

Listening Lab and Computer, 3 hrs/wk, 14 wk/term

Pronunciation and Articulation, 3 hrs/wk, 14 wk/term

Reading Comprehension, 3 hrs/wk, 14 wk/term

Other information • Part-time ESL courses open to: dependents, business personnel (HE) (P+C)**2010****UNIVERSITY OF ARKANSAS**

Fulbright College of Arts and Sciences

c/o Admissions, 215 Hunt Hall

Fayetteville AR 72701

Ph 501-575-6246**Fax** 501-575-7515*Academic year 1996/97***TOEFL required for academic admission** • 550undergraduate, 550 graduate *TOEFL waived for undergraduates who complete the institution's IEP***Orientation** • offered; \$35.00 orientation fee; 3-5 days campus orientation for international students**Services** • academic counseling, academic placement, career counseling, computer lab, conversation partners, crosscultural activities, field trips, homestay, housing assistance, international student adviser, personal/cultural counseling, recreational activities, visa/tax counseling**ESL Courses***Fall, spring, summer:***I:**

English Grammar, 2 hrs/wk, 16 wk/term

I, A:

Pronunciation, 2 hrs/wk, 16 wk/term

Reading/Writing, 4 hrs/wk, 16 wk/term

A:

Listening/Speaking, 4 hrs/wk, 16 wk/term

Other information • Part-time ESL courses open to:dependents, professionals *Member: AAIEP Endorsements:*

TESOL standards, NAFSA principles (HE)

CALIFORNIA**2011****CABRILLO COMMUNITY COLLEGE**

6500 Soquel Drive

Aptos CA 95003

Ph 408-479-6200, 408-479-5709*Academic year 1996/97***TOEFL required for academic admission** • 450 undergraduate**Orientation** • offered; 3 days campus orientation for international students**Services** • academic counseling, personal/cultural counseling**ESL Courses***Fall, spring:***B, I, A:**

Discussion, Reading, Vocabulary, 2-6 hrs/wk, 18 wk/term

B, LI, I, A:

ESL, 6 hrs/wk, 18 wk/term

Other information • Part-time ESL courses open to:dependents, tourists, business personnel *Endorsements:*

NAFSA principles (HE)

2012**CALIFORNIA STATE UNIVERSITY, CHICO**

Center for International Studies

Chico CA 95929-0250

Ph 916-898-6105**Fax** 916-898-4020**E-mail** nmacneill@oavax.csuchico.edu**URL** <http://www.csuchico.edu/cont/alci/index.htm>*Academic year 1996/97***TOEFL required for academic admission** • 500 undergraduate, 550 graduate**Orientation** • offered; 2 days campus orientation for international students; \$25.00 orientation fee for late arrivals only**Services** • academic counseling, recreational activities

ESL Courses

Fall, spring:

I, A:

ESL, 3 hrs/wk, 16 wk/term

Other information • *Part-time ESL courses open to:* dependents, short-term participants who meet requirements (HE) (P + C)

2013

CALIFORNIA STATE UNIVERSITY, FULLERTON

MH 63

Fullerton CA 92634-9480

Ph 714-773-2909

Fax 714-449-7114

Academic year 1996/97

TOEFL required for academic admission • 500 undergraduate, 550 graduate

Orientation • offered; 1/2 day campus orientation for international students

Services • academic counseling, personal/cultural counseling

ESL Courses

Fall, spring:

I, A:

ESL, 4 hrs/wk, 16 wk/term

Writing, 3 hrs/wk, 16 wk/term

Spring:

I, A:

Conversation, 3 hrs/wk, 16 wk/term

Other information • *Part-time ESL courses open to:* students, community (TOEFL Preparation and Accent Reduction classes) *Member:* AAIEP *Endorsements:* TESOL standards, NAFSA principles (HE) (P + C) ■

2014

**CALIFORNIA STATE UNIVERSITY
LONG BEACH**

1250 Bellflower Boulevard

Long Beach CA 90840-0109

Ph 310-985-8424

Fax 310-985-7104

E-mail aliuces@csulb.edu

URL <http://www.uces.csulb.edu/ali/>

Academic year 1996/97

TOEFL required for academic admission • 500-550 undergraduate *TOEFL waived if student completes the institution's IEP*

Orientation • offered; 1 day campus orientation for international students

Services • academic counseling, international student adviser, personal/cultural counseling

ESL Courses

Fall, spring:

A:

English, 3 hrs/wk, 15 wk/term

Other information • *Part-time ESL courses open to:* all applicants *Endorsements:* TESOL standards, NAFSA principles (HE) (P + C)

2015

**CALIFORNIA STATE UNIVERSITY,
NORTHRIDGE**

18111 Nordhoff Street

Office of Admissions and Records

Northridge CA 91330

Ph 818-885-3923

Fax 818-885-2700

E-mail outreach.recruitment@csun.edu

URL <http://www.csun.edu/~hfoaoO31/welcome.html>

Academic year 1996/97

TOEFL required for academic admission • 500 undergraduate, 550 graduate *TOEFL waived if student completes the institution's IEP*

Orientation • offered; 1 day campus orientation for international students

Services • academic counseling, personal/cultural counseling

ESL Courses

Fall, spring:

A:

Developmental Reading, 3 hrs/wk, 15 wk/term

Developmental Writing, 3 hrs/wk, 15 wk/term

Freshman Composition, 3 hrs/wk, 15 wk/term

Other information • *Member:* AAIEP *Endorsements:* TESOL standards, NAFSA principles (HE) (P + C)

2016

**CALIFORNIA STATE UNIVERSITY,
SAN BERNARDINO**

5500 University Parkway

San Bernardino CA 92407

Ph 909-880-5978

Fax 909-880-5905

Academic year 1996/97

TOEFL required for academic admission • 500 undergraduate, 550 graduate

Orientation • offered; 2 days campus orientation for international students

Services • academic counseling

ESL Courses

Fall, winter, spring, summer:

A:

Intensive ESL, 4-10 hrs/wk, 10 wk/term

Other information • *Part-time ESL courses open to:* all applicants, not requiring F-1 visa *Member:* AAIEP *Endorsements:* TESOL standards, NAFSA principles (HE) (P + C)

2017

CITRUS COLLEGE

1000 West Foothill Boulevard

Glendora CA 91741-1899

Ph 818-914-8548, 818-914-8549

Fax 818-963-4854

URL <http://www.citrus.cc.ca.us/instprog/esl/esl.htm>

Academic year 1996/97

TOEFL required for academic admission • 450 undergraduate

Orientation • offered; 1 day campus orientation for international students

Services • academic counseling, academic placement, career counseling, computer lab, homestay, host family, housing

assistance, international student adviser, personal/cultural counseling, visa/tax counseling

ESL Courses

Fall, spring, summer:

I:

American English: Basic Writing Skills, 4 hrs/wk, 18 wk/term

A:

American English: Composition, 4 hrs/wk, 18 wk/term

American English: Pronunciation/Conversation, 2 hrs/wk, 18 wk/term

American English: Reading and Composition, 3 hrs/wk, 18 wk/term

Other information • *Part-time ESL courses open to:* all applicants *Endorsements:* TESOL standards, NAFSA principles (HE) (P + C)

2018

CITY COLLEGE OF SAN FRANCISCO

50 Phelan Avenue
 Box A71
 San Francisco CA 94112
Ph 415-239-3895
Fax 415-239-3804
E-mail institute@ccsf.cc.ca.us

Academic year 1996/97

TOEFL required for academic admission • 475 undergraduate

Orientation • required; 2 days campus orientation for international students

Services • academic counseling, academic placement, career counseling, computer lab, international student adviser, personal/cultural counseling, visa/tax counseling

ESL Courses

Fall, spring, summer:

LI:

Elementary Reading and Vocabulary, 6 hrs/wk, 18 wk/term

Elementary Writing and Grammar, 5 hrs/wk, 18 wk/term

LI, I:

Conversation Skills, 3 hrs/wk, 18 wk/term

I:

Intermediate Composition, 3 hrs/wk, 18 wk/term

Oral Communication and Conversation, 3 hrs/wk, 18 wk/term

Pronunciation, 4 hrs/wk, 18 wk/term

Reading and Writing, 3 hrs/wk, 18 wk/term

Writing and Grammar, 5 hrs/wk, 18 wk/term

A:

Advanced Composition, 3 hrs/wk, 18 wk/term

Advanced Editing, 2 hrs/wk, 18 wk/term

Advanced Grammar, 3 hrs/wk, 18 wk/term

Advanced Speaking and Pronunciation, 4 hrs/wk, 18 wk/term

Other information • *Part-time ESL courses open to:* tourists, business personnel *Member:* AAIEP (HE) (P + C)

2019

COLLEGE OF MARIN

Kentfield CA 94904
Ph 415-883-2211
Fax 415-883-6980
URL <http://www.marin.cc.ca.us>

Academic year 1996/97

TOEFL required for academic admission • 525 undergraduate

Orientation • offered; campus orientation for international students

Services • academic counseling, academic placement, career counseling, international student adviser, personal/cultural counseling

ESL Courses

Fall, spring:

I:

English: Introduction to Writing, 4 hrs/wk, 16 wk/term

English: Reading, 4 hrs/wk, 16 wk/term

A:

English: Reading, 3 hrs/wk, 16 wk/term

English: Writing, 3 hrs/wk, 16 wk/term

Other information • *Part-time ESL courses open to:* all applicants (HE) (P + C)

2020

COLLEGE OF SAN MATEO

1700 West Hillsdale Boulevard
 San Mateo CA 94402
Ph 415-574-6525
Fax 415-574-6680
E-mail csminternatl@smcccd.cc.ca.us

Academic year 1996/97

TOEFL required for academic admission • 480 undergraduate

Orientation • offered; 2 days campus orientation for international students; 16 hours Introduction to College course fall, spring

Services • academic counseling, career counseling, personal/cultural counseling, visa/tax counseling, various workshops

ESL Courses

Fall, spring:

LI:

Basic Phonics for Non-Native Speakers, 3 hrs/wk, 17 wk/term

Conversation for Non-Native Speakers, 3 hrs/wk, 17 wk/term

LI, I:

Writing for Non-Native Speakers, 5 hrs/wk, 17 wk/term

I:

Accent Reduction for Non-Native Speakers, 3 hrs/wk, 17 wk/term

Reading for Non-Native Speakers, 3 hrs/wk, 17 wk/term

I, A:

Speech for Non-Native Speakers, 3 hrs/wk, 17 wk/term

A:

Composition for Non-Native Speakers, 5 hrs/wk, 17 wk/term

Other information • *Part-time ESL courses open to:* tourists, business personnel *Endorsements:* NAFSA principles (HE)

2021

CONCORDIA UNIVERSITY

1530 Concordia West
 Irvine CA 92715-3299
Ph 800-229-1200, 714-854-8002
Fax 714-854-6854
E-mail admissions@cci.christ.edu

Academic year 1996/97

TOEFL required for academic admission • 525 undergraduate, 550 graduate *TOEFL waived if student completes the institution's IEP*

Orientation • offered; 1 week campus orientation for international students

Services • academic counseling, field trips, personal/cultural counseling, recreational activities

ESL Courses

Fall, spring:

B, I, A:

American Studies, 2 hrs/wk, 15 wk/term
 Listening/Conversation, 8 hrs/wk, 15 wk/term
 Reading, 5 hrs/wk, 15 wk/term
 Writing/Grammar, 5 hrs/wk, 15 wk/term

Summer:

B, I:

American Studies, 2 hrs/wk, 7 wk/term
 Listening/Conversation, 8 hrs/wk, 7 wk/term
 Reading, 5 hrs/wk, 7 wk/term
 Writing/Grammar, 5 hrs/wk, 7 wk/term

Other information • *Part-time ESL courses open to:* all applicants *Endorsements:* TESOL standards, NAFSA principles (HE) (P + C)

2022

HUMBOLDT STATE UNIVERSITY

International English Language Institute
 Student Services Building 209
 Arcata CA 95521-8299
Ph 707-826-5878
Fax 707-826-5885

URL <http://www.humboldt.edu>

Academic year 1996/97

TOEFL required for academic admission • 550 undergraduate, 550 graduate

Orientation • offered; 1/2 day campus orientation for international students

Services • academic counseling, academic placement, conversation partners, crosscultural activities, field trips, international student adviser, personal/cultural counseling, recreational activities

ESL Courses

Fall, spring:

A:

Listening, 4 hrs/wk, 8 wk/term
 Writing/Grammar, 4 hrs/wk, 8 wk/term

Other information • *Part-time ESL courses open to:* dependents, tourists, business personnel *Endorsements:* TESOL standards, NAFSA principles (HE) (P + C)

2023

LOS ANGELES PIERCE COLLEGE

6201 Winnetka
 Woodland Hills CA 91371
Ph 818-719-6417
Fax 818-710-9844
E-mail krahnkh@laccd.cc.ca.us

Academic year 1996/97

TOEFL required for academic admission • 500 undergraduate

Orientation • offered; 1 day campus orientation for international students; Seminar for International Students offered 2 hours/week 8-weeks

Services • academic counseling, academic placement, career counseling, crosscultural activities, field trips, international student adviser, personal/cultural counseling, recreational activities

ESL Courses

Fall, spring:

LI, I:

College ESL, 5 hrs/wk, 18 wk/term

A:

Reading and Vocabulary, 3 hrs/wk, 18 wk/term

Other information • *Part-time ESL courses open to:* dependents, tourists (HE)

2024

MOORPARK COLLEGE

7075 Campus Road
 Moorpark CA 93021
Ph 805-378-1414
Fax 805-378-1499
E-mail jarnold@vcccd.cc.ca.us

Academic year 1995/96

Orientation • offered; 3 hours campus orientation for international students

Services • academic counseling, personal/cultural counseling

ESL Courses

Fall, spring:

B, I:

ESL, 3 hrs/wk, 12 wk/term

Other information • *Endorsements:* NAFSA principles (HE)

2025

NATIONAL UNIVERSITY

4007 Camino del Rio South #106
 San Diego CA 92108
Ph 800-628-8648, 619-563-2557
Fax 619-563-9393
E-mail ipo__alis@nunic.nu.edu
URL <http://www.nu.edu>

Academic year 1995/96

TOEFL required for academic admission • 525 undergraduate, 550 graduate *TOEFL waived if student completes the institution's IEP*

Orientation • offered; \$265.00 orientation fee; 12 days campus orientation for international students (4 hours per day)

Services • academic counseling, academic placement, computer lab, homestay, housing assistance, international student adviser, visa/tax counseling

ESL Courses

Fall, winter, spring, summer:

A:

Strategies for Research Writing, 15 hrs/wk, 4 wk/term

Other information • *Endorsements:* NAFSA principles (HE) (P + C)

2026

OHLONE COLLEGE

43600 Mission Boulevard
 Fremont CA 94539-0390
Ph 510-659-6155, 510-659-6000
Fax 510-659-6034
E-mail malarak@crl.com

Academic year 1996/97

Orientation • offered; 18 weeks campus orientation for international students; orientation course on US college life, study skills; 1 unit class fee

Services • international student adviser, recreational activities

ESL Courses

Fall, spring:

B, LI:

Reading, 6 hrs/wk, 18 wk/term

LI:

Conversation, 3 hrs/wk, 18 wk/term

I:

Writing, 3 hrs/wk, 18 wk/term

I, A:

Listening, 3 hrs/wk, 18 wk/term

B, LI, A:

Accent Reduction, 5 hrs/wk, 18 wk/term

B, I:

Grammar, 3 hrs/wk, 18 wk/term

Other information • (HE)

2027

OXNARD COLLEGE

4000 South Rose Avenue
Oxnard CA 93033

Ph 805-986-5859

Fax 805-986-5806

Academic year 1995/96

TOEFL required for academic admission • 450 undergraduate preferred or highest level at English language school

Orientation • offered; 1/2 day campus orientation for international students; separate general orientation for all students

Services • academic counseling, career counseling, international student adviser, personal/cultural counseling, tutoring

ESL Courses

Fall, spring, summer:

B:

Basic Skills, 5 hrs/wk, 16 wk/term

LI:

Basic Composition, 5 hrs/wk, 16 wk/term

Basic Grammar and Usage, 3 hrs/wk, 16 wk/term

Reading and Study Skills, 6 hrs/wk, 16 wk/term

Sounds and Patterns of Written English, 3 hrs/wk, 16 wk/term

I:

Reading Comprehension and Vocabulary, 3 hrs/wk, 16 wk/term

I, A:

Composition, 5 hrs/wk, 16 wk/term

Developmental Vocabulary, 3 hrs/wk, 16 wk/term

Oral Communication, 3 hrs/wk, 16 wk/term

A:

Composition for ESL Students, 3 hrs/wk, 16 wk/term

Speech and Diction, 3 hrs/wk, 16 wk/term

Other information • *Part-time ESL courses open to:* all applicants (HE)

2028

PITZER COLLEGE

1050 North Mills Avenue

Claremont CA 91711-6110

Ph 800-748-9371, 909-621-8308, 909-621-8129

Fax 909-621-0518

URL <http://www.pitzer.edu>

Academic year 1996/97

TOEFL required for academic admission • 550 undergraduate, 550 graduate *TOEFL waived if student completes the institution's IEP*

Orientation • offered; 1 week campus orientation for international students

Services • academic counseling, international student adviser, personal/cultural counseling

ESL Courses

Fall, spring:

A:

Advanced Expository Writing, 3 hrs/wk, 15 wk/term

Critical Analysis through Literature, 3 hrs/wk, 15 wk/term

Expository Writing, 3 hrs/wk, 15 wk/term

Speech and Rhetoric, 3 hrs/wk, 15 wk/term

Other information • *Part-time ESL courses open to:* dependents, tourists *Member:* AAIEP *Endorsements:* TESOL standards, NAFSA principles (HE) (P + C)

2029

POINT LOMA NAZARENE COLLEGE

3900 Lomaland Drive

San Diego CA 92106-2899

Ph 619-221-2636

Fax 619-221-2653

E-mail zumwalei@oa.ptloma.edu

URL <http://www.ptloma.edu>

Academic year 1996/97

TOEFL required for academic admission • 550 undergraduate, 550 graduate *TOEFL waived if student completes the institution's IEP*

Orientation • required; 3 days campus orientation for both US and international students

Services • academic counseling, academic placement, career counseling, computer lab, crosscultural activities, housing assistance, recreational activities, visa/tax counseling

ESL Courses

Fall, spring:

A:

ESL Writing Workshop, 2 hrs/wk, 16 wk/term

Other information • *Part-time ESL courses open to:*

dependents, business personnel *Member:* AAIEP *Endorsements:* TESOL standards, NAFSA principles (HE) (P + C)

2030

SADDLEBACK COLLEGE

Liberal Arts

28000 Marguerite Parkway

Mission Viejo CA 92692

Ph 714-582-4788

Academic year 1996/97

TOEFL required for academic admission • 400-487 undergraduate

Orientation • offered; 2 hours campus orientation for international students

Services • academic counseling, academic placement, career counseling, international student adviser, personal/cultural counseling

ESL Courses

Fall, spring:

LI:

Pronunciation, 3 hrs/wk, 16 wk/term

LI, I:

Reading and Writing, 3 hrs/wk, 16 wk/term

A:

Academic Skills, 6 hrs/wk, 16 wk/term
 Grammar Review, 3 hrs/wk, 16 wk/term
 Listening/Note-Taking, 3 hrs/wk, 16 wk/term
 Reading Literature, 3 hrs/wk, 16 wk/term
 Reading/Writing, 3 hrs/wk, 16 wk/term
 Vocabulary Building/Idioms, 5 hrs/wk, 16 wk/term
 Writing for Work, 3 hrs/wk, 16 wk/term

B, LI, I, A:

Multiskills, 6 hrs/wk, 16 wk/term

B, LI, A:

Conversation, 3 hrs/wk, 16 wk/term

Other information • *Part-time ESL courses open to:* refugees, residents, foreign nationals (HE) (P + C)

2031

SAINT MARY'S COLLEGE OF CALIFORNIA

PO Box 3091
 Moraga CA 94575
Ph 510-631-4359

Academic year 1996/97

TOEFL required for academic admission • 535 undergraduate, 550 graduate

Orientation • offered; 3 days campus orientation for international students

Services • academic counseling, academic placement, field trips, homestay, host family, personal/cultural counseling, recreational activities, workshops on various topics

ESL Courses

Fall, spring:

American Culture and Civilization, 15 wk/term
 Freshman Composition for Non-Native Writers, 15 wk/term

Other information • *Part-time ESL courses open to:* dependents, tourists, business personnel *Endorsements:* TESOL standards, NAFSA principles (HE) (P + C)

2032

SAN DIEGO MESA COLLEGE

7250 Mesa College Drive
 San Diego CA 92111
Ph 619-560-2741

Academic year 1996/97

TOEFL required for academic admission • not required
Orientation • offered; 1 day campus orientation for both US and international students

Services • academic counseling, crosscultural activities, international student adviser

ESL Courses

Fall, spring, summer:

B:

English for Speakers of Other Languages, 6 hrs/wk, 18 wk/term

LI:

Transitional College ESL, 6 hrs/wk, 18 wk/term

I, A:

English Practicum for Non-Native Speakers, 6 hrs/wk, 18 wk/term

Other information • *Part-time ESL courses open to:* all applicants through Adult Education ESL program on campus (HE)

2033

SAN FRANCISCO CONSERVATORY OF MUSIC

1201 Ortega Street
 San Francisco CA 94122-4498
Ph 415-759-3422
Fax 415-759-3499
URL <http://SFCM.edu>

Academic year 1996/97

TOEFL required for academic admission • 500 undergraduate, 500 graduate

Orientation • offered; \$25.00 orientation fee; 1 day campus orientation for international students; additional 1 day campus orientation for all students

Services • academic counseling

ESL Courses

Fall, spring:

I:

ESL, 4-1/2 hrs/wk, 15 wk/term

Other information • *Part-time ESL courses open to:* students admitted to degree programs (HE)

2034

STANFORD UNIVERSITY

Building 460 Linguistics
 Stanford CA 94305-2105
Ph 415-725-1554, 415-725-1557
Fax 415-723-1442
E-mail mcchesne@csl.stanford.edu

Academic year 1996/97

TOEFL required for academic admission • 575 graduate

Orientation • offered; 1 week campus orientation for international students, part of 3 days orientation for all students

Services • academic counseling, international student adviser, personal/cultural counseling

ESL Courses

Fall:

A:

Aural Comprehension, 3 hrs/wk, 10 wk/term

Fall, spring:

A:

Speaking and Teaching in English, 3 hrs/wk, 10 wk/term

Fall, winter, spring:

A:

Discussion, 3 hrs/wk, 10 wk/term
 Graduate Writing, 3 hrs/wk, 10 wk/term
 Oral Presentation, 3 hrs/wk, 10 wk/term
 Writing Academic English, 3 hrs/wk, 10 wk/term

Winter:

A:

Interpreting English, 3 hrs/wk, 10 wk/term

Other information • *Part-time ESL courses open to:* postdoctoral students (HE) (P + C)

2035 UNIVERSITY OF SAN FRANCISCO

2130 Fulton Street
LM 142
San Francisco CA 94117-1080
Ph 415-666-6862
Fax 415-666-2353
E-mail davisn@usfca.edu
URL <http://www.usfca.edu>

Academic year 1996/97

TOEFL required for academic admission • 550

undergraduate, 600 graduate

Orientation • required; 1 day campus orientation for international students, part of 7 days orientation for all students

Services • academic counseling, career counseling, computer lab, conversation partners, crosscultural activities, field trips, housing assistance, international student adviser, personal/cultural counseling, recreational activities, visa/tax counseling

ESL Courses

Fall:

I, A:

Academic Reading and Writing, 2-1/2 hrs/wk, 15 wk/term

A:

Graduate Writing/Speaking Practicum, 3-1/2 hrs/wk, 15 wk/term

Legal English, 3 hrs/wk, 15 wk/term

Fall, spring:

I, A:

ESL Writing, 3-1/2 hrs/wk, 15 wk/term

Spring:

I:

Pronouncing American English, 2 hrs/wk, 15 wk/term

A:

Contemporary Fiction/Non-Western Women, 3-1/2 hrs/wk, 15 wk/term

Other information • *Part-time ESL courses open to:* dependents, tourists, business personnel *Member:* AAIEP

Endorsements: TESOL standards, NAFSA principles (HE) (P + C) ◀

2036 UNIVERSITY OF SOUTHERN CALIFORNIA

JEF-141
MC-1294
Los Angeles CA 90089-1294
Ph 213-743-2678
URL <http://www.usc.edu>

Academic year 1996/97

TOEFL required for academic admission • not required

Orientation • offered; \$102.00 orientation fee; 2 days campus orientation for international students; 8-week orientation course required for new international undergraduates

Services • academic counseling, conversation partners, crosscultural activities, field trips, personal/cultural counseling, recreational activities, workshops on various topics

ESL Courses

Fall, spring, summer:

B, LL, I, A:

ESL

Other information • *Part-time ESL courses open to:*

dependents, university employees *Member:* UCIEP
Endorsements: TESOL standards, NAFSA principles (HE) (P + C)

2037 UNIVERSITY OF THE PACIFIC

Educational Resource Center
3601 Pacific Avenue
Stockton CA 95211
Ph 209-946-3218
Fax 209-946-2278
E-mail vsnyder@uop.edu

Academic year 1996/97

TOEFL required for academic admission • 475

undergraduate, 475 graduate

Orientation • offered; 2 days campus orientation for international students

Services • crosscultural activities

ESL Courses

Fall:

I:

Writing and Grammar, 3 hrs/wk, 16 wk/term

I, A:

Reading and Grammar, 3 hrs/wk, 16 wk/term

Fall, spring:

A:

Writing and Grammar, 3 hrs/wk, 16 wk/term

Writing from a Cultural Perspective, 3 hrs/wk, 16 wk/term

Summer:

I, A:

Intensive English, 4 wk/term

Other information • *Endorsements:* TESOL standards, NAFSA principles (HE)

COLORADO

2038 ARAPAHOE COMMUNITY COLLEGE

2500 West College Drive
Littleton CO 80160-9002
Ph 303-797-5617
Fax 303-797-0127
E-mail silc@arapahoe.edu

Academic year 1996/97

TOEFL required for academic admission • 485

undergraduate *TOEFL waived if student completes the institution's IEP*

Orientation • offered; \$20.00 orientation fee; 2 days campus orientation for international students

Services • academic counseling, international student adviser, personal/cultural counseling

ESL Courses

Fall, spring, summer:

I:

Intermediate Grammar, 3 hrs/wk, 16 wk/term

A:

Academic Skills/Writing, 3 hrs/wk, 16 wk/term

Reading/Writing, 3 hrs/wk, 16 wk/term

Other information • *Part-time ESL courses open to:* dependents, tourists, business personnel *Endorsements:* NAFSA principles (HE)

2039 COLORADO CHRISTIAN UNIVERSITY

180 South Garrison Street
Lakewood CO 80226
Ph 303-202-0100
E-mail magrobb2@aol.com

Academic year 1996/97

TOEFL required for academic admission • 500
undergraduate *TOEFL waived if student completes the institution's IEP*

Orientation • required; 1/2 day campus orientation for international students

Services • academic counseling, academic placement, career counseling, computer lab, conversation partners, crosscultural activities, field trips, homestay, host family, housing assistance, international student adviser, personal/cultural counseling, recreational activities, visa/tax counseling

ESL Courses

Fall, spring:

I, A:

English for Academic Purposes

B, LI, I, A:

Conversation Lab

Conversational Grammar

Listening/Speaking Skills

Reading Skills

Special Topics

TOEFL Preparation

Writing Skills

Other information • *Part-time ESL courses open to:* dependents, tourists, business personnel *Endorsements:* TESOL standards (HE) (P + C)

2040 COLORADO STATE UNIVERSITY

101 Co-Op Building
Fort Collins CO 80523
Ph 970-491-6616
Fax 970-491-5399
E-mail cbrainer@vines.colostate.edu
URL <http://yuma.acns.colostate.edu/~cwis85/>

Academic year 1996/97

TOEFL required for academic admission • 525
undergraduate, 550 graduate

Orientation • offered; 1 day campus orientation for international students

Services • academic counseling, conversation partners, field trips, host family, personal/cultural counseling, recreational activities

ESL Courses

Fall, spring:

A:

Graduate Composition, 3 hrs/wk, 15 wk/term

Fall, winter, spring, summer:

A:

Grammar, 7 hrs/wk, 7 wk/term

Oral Communication, 7 hrs/wk, 7 wk/term

Workshops: Writing, Grammar, Pronunciation, 5 hrs/wk, 7 wk/term

Written Communication, 7 hrs/wk, 7 wk/term

Other information • *Part-time ESL courses open to:* dependents, tourists, business personnel (HE) (P + C) ■

2041 UNIVERSITY OF DENVER

2300 South York Street
Denver CO 80208-0816
Ph 303-871-3075
Fax 303-871-3052
E-mail nking@du.edu

Academic year 1995/96

TOEFL required for academic admission • 500
undergraduate, 550 graduate *TOEFL waived if student completes the institution's IEP*

Orientation • offered; 1 day campus orientation for international students, part of 1-1/2 days orientation for all students

Services • academic counseling, academic placement, conversation partners, field trips, homestay, personal/cultural counseling, recreational activities

ESL Courses

Fall, winter, spring, summer:

B, LI, I, A:

Advanced Writing, 5 hrs/wk, 10 wk/term

Discussion and Debate, 5 hrs/wk, 10 wk/term

Grammar, 5 hrs/wk, 10 wk/term

Grammar/Writing, 5 hrs/wk, 10 wk/term

Listening/Discussion, 5 hrs/wk, 10 wk/term

Writing and Reading, 5 hrs/wk, 10 wk/term

Other information • *Part-time ESL courses open to:* all applicants not requiring I-20 visa *Member:* UCIEP (HE) (P + C)

CONNECTICUT

2042 SACRED HEART UNIVERSITY

5151 Park Avenue
Fairfield CT 06432
Ph 203-371-7837
Fax 203-365-7542
E-mail yatr_p@shu.sacredheart.edu
URL <http://www.sacredheart.edu/>

Academic year 1996/97

TOEFL required for academic admission • 500
undergraduate

Orientation • offered; \$100.00 orientation fee; 3 days campus orientation for international students; orientation seminar twice each week for 1 month

Services • academic counseling, international student adviser, personal/cultural counseling, language lab, tutorial services, peer mentoring

ESL Courses

Fall, spring:

LI, I:

Communication Skills for Non-Native Speakers, 2-1/2 hrs/wk, 15 wk/term

LI, I, A:

English for Foreign Speakers, 5 hrs/wk, 15 wk/term

Other information • Assessment and tutorials for learning disabled students *Part-time ESL courses open to:* all applicants *Endorsements:* TESOL standards, NAFSA principles (HE)

2043 TEIKYO POST UNIVERSITY

800 Country Club Road
Waterbury CT 06723-2540
Ph 203-596-4646
Fax 203-596-4695

Academic year 1996/97

TOEFL required for academic admission • 500 undergraduate *TOEFL waived if student completes the institution's IEP at high intermediate level*

Orientation • offered; 14 days in summer campus orientation for international students, part of 4 days orientation for all students

Services • academic counseling, academic placement, field trips, homestay, host family, personal/cultural counseling, recreational activities

ESL Courses

Fall, spring, summer:

B, I, A:

Integrated Skills, 3 hrs/wk, 14 wk/term

Other information • *Part-time ESL courses open to:* all applicants with secondary school certificate *Endorsements:* TESOL standards, NAFSA principles (HE) (P + C)

2044 UNIVERSITY OF BRIDGEPORT

21 Mandeville Hall
Bridgeport CT 06601
Ph 203-576-4860
Fax 203-576-4861

E-mail esl@cse.bridgeport.edu
URL <http://www.bridgeport.edu>

Academic year 1996/97

TOEFL required for academic admission • 500 undergraduate, 550 graduate *TOEFL waived if student completes the institution's IEP*

Orientation • required; 1 week campus orientation for both US and international students

Services • academic counseling, academic placement, career counseling, computer lab, conversation partners, crosscultural activities, field trips, international student adviser, personal/cultural counseling, recreational activities, visa/tax counseling

ESL Courses

Fall, spring:

I:

Developmental English, 3 hrs/wk, 15 wk/term

A:

Composition and Rhetoric, 3 hrs/wk, 15 wk/term

Summer:

I:

Developmental English, 3 hrs/wk, 10 wk/term

A:

Composition and Rhetoric, 3 hrs/wk, 10 wk/term

Other information • *Part-time ESL courses open to:* dependents, tourists, auditors *Endorsements:* TESOL standards, NAFSA principles (HE) (P + C)

2045 YALE UNIVERSITY

246 Church Street
Suite 101
New Haven CT 06510-1722
Ph 203-432-2430
Fax 203-432-2434
E-mail jan.hortas@yale.edu

Academic year 1995/96

TOEFL required for academic admission • 600 undergraduate, 600 graduate

Orientation • offered; 3 days campus orientation for international students at freshman level, 1 day for other students

Services • crosscultural activities, field trips, international student adviser

ESL Courses

Fall, spring:

I, A:

Conversation (Evenings), 3 hrs/wk, 10 wk/term

Pronunciation, 3 hrs/wk, 10 wk/term

A:

Integrated Skills, 3 hrs/wk, 10 wk/term

International Teaching Assistants Course, 4 hrs/wk, 10 wk/term

Public Speaking Workshop, 3 hrs/wk, 10 wk/term

Writing for the Biological Sciences, 3 hrs/wk, 10 wk/term

Writing Workshop, 3 hrs/wk, 10 wk/term

Other information • *Part-time ESL courses open to:*

dependents, business personnel, local residents, graduate students *Endorsements:* TESOL standards, NAFSA principles (HE) (P + C)

DISTRICT OF COLUMBIA

2046 AMERICAN UNIVERSITY

4400 Massachusetts Avenue Northwest
Washington DC 20016-8031
Ph 202-885-2147
Fax 202-885-3919
E-mail eliau@american.edu
URL <http://www.american.edu>

Academic year 1996/97

TOEFL required for academic admission • 600 undergraduate, 600 graduate (used only as an ESL waiver criterion) *TOEFL waived if student completes the institution's IEP*

Orientation • offered; 1 week campus orientation for both US and international students; special sessions for international students

Services • academic counseling, crosscultural activities, personal/cultural counseling, workshops on study skills, wordprocessing classes

ESL Courses

Fall, spring:

A:

Graduate Writing Seminar, 1-1/4 hrs/wk, 14 wk/term

Fall, spring, summer:

A:

College Reading and Writing, 3 hrs/wk, 14 wk/term

College Writing Skills Workshop, 3 hrs/wk, 14 wk/term

Composition Skills, 5 hrs/wk, 14 wk/term

English Workshop, 3 hrs/wk, 14 wk/term

Reading and Text Analysis, 5 hrs/wk, 14 wk/term

Other information • *Part-time ESL courses open to:* dependents, tourists, business personnel *Member:* UCIEP *Endorsements:* TESOL standards, NAFSA principles (HE) (P + C)

2047

CATHOLIC UNIVERSITY OF AMERICA

321 Pangborn Hall
Washington DC 20064
Ph 202-319-5229
Fax 202-319-4446
E-mail nemoianu@cua.edu

Academic year 1995/96

TOEFL required for academic admission • 550 undergraduate, 600 graduate *TOEFL waived if student completes the institution's IEP*

Orientation • offered; 1 day campus orientation for international students

Services • academic counseling, academic placement, career counseling, conversation partners, international student adviser

ESL Courses

Fall, spring:

B:

Basic Reading, 6 hrs/wk, 15 wk/term
Basic Writing, 6 hrs/wk, 15 wk/term
Oral Communication, 9 hrs/wk, 15 wk/term
Writing, 9 hrs/wk, 15 wk/term

LI:

Academic Skills, 6 hrs/wk, 15 wk/term
Conversation/Reading, 6 hrs/wk, 15 wk/term

I:

Higher Intermediate Listening/Speaking, 6 hrs/wk, 15 wk/term
Higher Intermediate Reading/Listening, 6 hrs/wk, 15 wk/term
Higher Intermediate Speech, 4 hrs/wk, 15 wk/term
Higher Intermediate Writing, 9 hrs/wk, 15 wk/term
Pronunciation, 4 hrs/wk, 15 wk/term
Reading/Writing, 9 hrs/wk, 15 wk/term

A:

Writing, 3 hrs/wk, 15 wk/term
Writing/Literature, 3 hrs/wk, 15 wk/term

Other information • *Part-time ESL courses open to:* international students matriculated in university *Endorsements:* TESOL standards (HE) (P + C)

2048

GEORGETOWN UNIVERSITY

ICC 481
PO Box 571054
Washington DC 20057-1054
Ph 202-687-5978
Fax 202-687-1701
E-mail krumm@guvax.georgetown.edu
URL <http://www.georgetown.edu/departments/efl/deflhmpg.htm>

Academic year 1996/97

TOEFL required for academic admission • 600 undergraduate, 550-600 graduate

Orientation • required; 3 days campus orientation for both US and international students

Services • academic counseling, conversation partners, personal/cultural counseling, international newsletter

ESL Courses

Fall, spring:

A:

Expository Writing, 3 hrs/wk, 15 wk/term
Literature and Writing, 3 hrs/wk, 15 wk/term

Other information • *Part-time ESL courses open to:* students who are admitted on selective basis *Member:* UCIEP *Endorsements:* TESOL standards, NAFSA principles (HE) (P + C)

2049

MOUNT VERNON COLLEGE

2100 Foxhall Road Northwest
Washington DC 20007
Ph 800-625-4682, 202-625-4504
Fax 202-625-4688

Academic year 1996/97

TOEFL required for academic admission • 500 undergraduate, 550 graduate *TOEFL waived if student completes the institution's IEP*

Orientation • required; 3-5 days campus orientation for both US and international students

Services • academic counseling, academic placement, career counseling, computer lab, conversation partners, crosscultural activities, field trips, housing assistance, international student adviser, personal/cultural counseling, recreational activities, visa/tax counseling

ESL Courses

Fall, spring, summer:

I, A:

Grammar/Conversation, 7-1/2 hrs/wk, 15 wk/term
Reading/Composition, 7-1/2 hrs/wk, 15 wk/term

A:

English for International Students I, 3 hrs/wk, 15 wk/term
English for International Students II, 3 hrs/wk, 15 wk/term
Other information • *Part-time ESL courses open to:* all applicants *Endorsements:* NAFSA principles (HE) (P + C)

FLORIDA

2050

FLORIDA INSTITUTE OF TECHNOLOGY

150 West University Boulevard
Melbourne FL 32901-6988
Ph 800-888-4348, 407-768-8000
Fax 407-723-9468
E-mail jmarino@fit.edu
URL <http://www.fit.edu>

Academic year 1996/97

TOEFL required for academic admission • 550 undergraduate, 550 graduate not required for admission, but 550 is required if student opts to take it *TOEFL waived if student completes the institution's IEP*

Orientation • offered; 3 days campus orientation for international students prior to orientation for all students

Services • academic counseling, conversation partners, crosscultural activities, international student adviser, personal/cultural counseling

ESL Courses

Fall, winter, spring, summer:

A:

Listening, Oral Communication, 5-10 hrs/wk, 10 wk/term
Reading, 5 hrs/wk, 10 wk/term

296



Structure and Mechanics, 5 hrs/wk, 10 wk/term
Other information • *Part-time ESL courses open to:* dependents *Endorsements:* TESOL standards, NAFSA principles (HE) (P + C)

2051
FLORIDA INTERNATIONAL UNIVERSITY

University Park Campus
 Miami FL 33199
Ph 305-348-2222
Fax 305-348-2959
E-mail smtp%sanchezl@servms.fiu.edu

Academic year 1996/97
TOEFL required for academic admission • 500 undergraduate, 550 graduate
Orientation • offered; 1 day campus orientation for both US and international students
Services • academic counseling, academic placement, career counseling, crosscultural activities, field trips, international student adviser, personal/cultural counseling, recreational activities

ESL Courses
Fall, spring:
A:
 ESL, 5 hrs/wk, 14 wk/term
 ESL, 5 hrs/wk, 7 wk/term
Summer:

A:
 ESL, 5 hrs/wk, 12 wk/term
 ESL, 5 hrs/wk, 6 wk/term
B, LI, I, A:
 Grammar/Conversation, 12 hrs/wk, 4 wk/term
 TOEFL Preparation, 12 hrs/wk, 4 wk/term
Other information • *Part-time ESL courses open to:* all applicants *Member:* UCIEP, AAIEP *Endorsements:* TESOL standards, NAFSA principles (HE) (P + C)

2052
FLORIDA STATE UNIVERSITY

918 West Park Avenue
 Tallahassee FL 32306
Ph 904-644-4797
Fax 904-644-7417

Academic year 1996/97
TOEFL required for academic admission • 530 undergraduate, 530 graduate
Orientation • offered; 1 day campus orientation for international students

ESL Courses
Fall, spring:
B, LI, I, A:
 Spoken English, 1-2 hrs/wk, 15 wk/term
 Spoken English for International TAs, 1-3 hrs/wk, 15 wk/term
Other information • *Part-time ESL courses open to:* dependents, tourists, business personnel *Member:* UCIEP *Endorsements:* TESOL standards, NAFSA principles (HE) (P + C)

2053
MANATEE COMMUNITY COLLEGE

PO Box 1849
 Bradenton FL 34206
Ph 941-755-4242
Fax 941-755-1511

Academic year 1996/97
Orientation • offered; 1/2 day campus orientation for both US and international students
Services • academic counseling
ESL Courses
Fall, spring:
A:
 English, 5 hrs/wk, 15 wk/term
 English Laboratory, 5 hrs/wk, 15 wk/term
 Written Communication, 5 hrs/wk, 15 wk/term
Other information • *Part-time ESL courses open to:* permanent resident aliens after evaluation (HE)

2054
SAINT THOMAS UNIVERSITY

16400 Northwest 32nd Avenue
 Miami FL 33054-9988
Ph 305-628-6587
Fax 305-628-6531
E-mail rwp88a@prodigy.com

Academic year 1996/97
TOEFL required for academic admission • 525 undergraduate, 550 graduate *TOEFL waived if student completes the institution's IEP with 3.3 GPA and completion of Advanced level*
Orientation • offered; 1 day campus orientation for international students
Services • academic counseling, career counseling, international student adviser, personal/cultural counseling
ESL Courses
Fall, winter, spring, summer:
B, LI, I, A:
 Grammar, 3 hrs/wk, 8 wk/term
 Writing, 3 hrs/wk, 8 wk/term
Other information • *Part-time ESL courses open to:* tourists, business personnel *Member:* AAIEP *Endorsements:* TESOL standards, NAFSA principles (HE) (P + C)

2055
SANTA FE COMMUNITY COLLEGE

3000 Northwest 83rd Street
 Gainesville FL 32606
Ph 352-395-5261, 352-395-5049
E-mail carole.marquis@sfcc.cc.fl.us

Academic year 1995/96
TOEFL required for academic admission • 400 undergraduate for foreign nationals
Orientation • required; 1 day campus orientation for both US and international students
Services • academic counseling, academic placement, career counseling, computer lab, field trips, international student adviser, personal/cultural counseling, recreational activities

ESL Courses

Fall, spring, summer:

A:

Advanced ESL Writing, 4 hrs/wk, 16 wk/term

Other information • *Part-time ESL courses open to:* tourists
Endorsements: NAFA principles (HE) (P + C)

2056

UNIVERSITY OF CENTRAL FLORIDA

CMMS PC 617
Orlando FL 32816
Ph 407-823-5515

Academic year 1996/97

TOEFL required for academic admission • 550
undergraduate, 550 graduate

Orientation • offered; 1 day campus orientation for international students

Services • academic counseling, personal/cultural counseling

ESL Courses

Fall, winter, spring:

I:

Academic Writing, 5 hrs/wk, 15 wk/term

Other information • *Part-time ESL courses open to:* tourists,
business personnel, local residents (HE) (P + C)

2057

UNIVERSITY OF FLORIDA

315 NRN
Gainesville FL 32611-7051
Ph 352-392-2070
Fax 352-392-3744
E-mail eli@nervm.nerdc.ufl.edu
URL http://www.clas.ufl.edu/eli/

Academic year 1996/97

TOEFL required for academic admission • 400
undergraduate, 550 graduate, 600 or above for selected programs

Orientation • offered; 4 days campus orientation for both US and international students

Services • academic counseling, field trips, personal/cultural counseling, recreational activities

ESL Courses

Fall, spring:

A:

Business English, 4 hrs/wk, 14 wk/term
Conversation Strategies, 4 hrs/wk, 14 wk/term
Scholarly Writing, 4 hrs/wk, 14 wk/term
TOEFL, 4 hrs/wk, 14 wk/term

B, LI, I, A:

Reading, Writing, Oral Skills, Grammar, 4 hrs/wk, 14 wk/term

LI, I, A:

Pronunciation, 4 hrs/wk, 14 wk/term

Fall, spring, summer:

A:

Academic Spoken English, 8 hrs/wk, 14 wk/term
Business English, 8 hrs/wk, 14 wk/term
Conversation Strategies, 8 hrs/wk, 14 wk/term
TOEFL, 8 hrs/wk, 14 wk/term

B, LI, I, A:

Reading, Writing, Oral Skills, Grammar, 8 hrs/wk, 14 wk/term

LI, I, A:

Pronunciation, 8 hrs/wk, 14 wk/term

Other information • *Part-time ESL courses open to:* tourists,
residents *Member:* UCIEP *Endorsements:* TESOL standards,
NAFSA principles (HE) (P + C)

2058

UNIVERSITY OF WEST FLORIDA

11000 University Parkway
Pensacola FL 32514-5750
Ph 904-474-2915
Fax 904-474-3337
E-mail jcappado@uwf.edu
URL http://www.uwf.edu

Academic year 1996/97

TOEFL required for academic admission • 500
undergraduate, 500 graduate

Orientation • offered; 1/2 day campus orientation for international students, part of 2 days orientation for all students

Services • academic counseling, field trips, international student adviser, workshops on various topics

ESL Courses

Fall, winter, spring, summer:

B, LI, I, A:

ESL, 20 hrs/wk
TOEFL Preparation, 20 hrs/wk

Other information • (HE) **D**

GEORGIA

2059

AUGUSTA COLLEGE

2500 Walton Way
Augusta GA 30910
Ph 706-737-1632, 706-737-1685
Fax 706-737-1773

Academic year 1996/97

TOEFL required for academic admission • 500
undergraduate

Orientation • offered; 1 day campus orientation for both US and international students

Services • international student adviser

ESL Courses

Fall, summer:

LI:

Continuing Education, 4 hrs/wk, 6 wk/term
Fall, winter, spring:

LI, I:

Developmental Studies, 5 hrs/wk, 10 wk/term

I, A:

English, 5 hrs/wk, 10 wk/term

Other information • *Part-time ESL courses open to:* all applicants
Endorsements: NAFA principles (HE)

2060

DEKALB COLLEGE

555 North Indian Creek Drive
Clarkston GA 30021
Ph 404-299-4128
Fax 404-298-3836
E-mail cschroen@dekalb.dc.peachnet.edu

Academic year 1996/97

TOEFL required for academic admission • 460 undergraduate

Orientation • offered; 1/2 day campus orientation for international students

Services • academic counseling, academic placement, career counseling, computer lab, crosscultural activities, international student adviser, personal/cultural counseling, recreational activities

ESL Courses

Fall, winter, spring, summer:

LI:

Oral Skills, 2 hrs/wk, 10 wk/term

LI, I, A:

Composition, 4-1/2 hrs/wk, 10 wk/term

Reading, 4-1/2 hrs/wk, 10 wk/term

Other information • (HE)

2061

GEORGIA SOUTHERN UNIVERSITY

Southern Center for Continuing Education

Landrum Box 8124

Statesboro GA 30460

Ph 912-681-5555, 912-871-1747

Fax 912-681-0306

E-mail cahughes@gsaix2.cc.gasau.edu

Academic year 1995/96

Orientation • required; 1 day campus orientation for international students

Services • academic counseling, academic placement, crosscultural activities, field trips, housing assistance, international student adviser, personal/cultural counseling, recreational activities, visa/tax counseling, international club, friendship family program

ESL Courses

Fall, winter, spring:

I:

ESL I, 10 hrs/wk, 10 wk/term

Fall, winter, spring, summer:

I:

Higher Intermediate/ESL II, 5 hrs/wk, 10 wk/term

Other information • (HE) (P + C)

2062

GEORGIA SOUTHWESTERN COLLEGE

800 Wheatley Street

Americus GA 31709

Ph 912-931-2346

Fax 912-931-2335

E-mail dlee@gswrs6kl.gsw.peachnet.edu

Academic year 1995/96

TOEFL required for academic admission • 500 undergraduate, 500 graduate *TOEFL waived if student completes the institution's IEP*

Orientation • required; campus orientation for international students

Services • academic counseling, career counseling, computer lab, crosscultural activities, international student adviser, recreational activities

ESL Courses

Fall, winter, spring:

A:

Grammar, 5 hrs/wk, 11 wk/term

Listening/Speaking, 5 hrs/wk, 11 wk/term

Reading, 5 hrs/wk, 11 wk/term

Writing, 5 hrs/wk, 11 wk/term

Summer:

A:

Grammar, 5 hrs/wk, 8 wk/term

Listening, 5 hrs/wk, 8 wk/term

Reading, 5 hrs/wk, 8 wk/term

Writing, 5 hrs/wk, 8 wk/term

Other information • *Part-time ESL courses open to:* dependents, tourists, business personnel *Endorsements:* TESOL standards, NAFLSA principles (HE) (P + C)

2063

MERCER UNIVERSITY, ATLANTA

3001 Mercer University Drive

Atlanta GA 30341

Ph 770-986-3375

E-mail bowman_sp@mercer.edu

Academic year 1996/97

TOEFL required for academic admission • 525 undergraduate, 550 graduate *TOEFL waived if student completes the institution's IEP*

Orientation • required; 1/2 day campus orientation for international students

Services • academic counseling, academic placement, computer lab, conversation partners, crosscultural activities, homestay, housing assistance, international student adviser, personal/cultural counseling

ESL Courses

Fall, winter, spring, summer:

A:

College Analytical Skills, 3 hrs/wk, 10 wk/term

College Study Skills, 3 hrs/wk, 10 wk/term

College Verbal Skills, 3 hrs/wk, 10 wk/term

ESL, 5 hrs/wk, 10 wk/term

Other information • *Part-time ESL courses open to:* all applicants (HE) (P + C)

2064

MERCER UNIVERSITY, MACON

Office of International Programs

1400 Coleman Avenue

Macon GA 31207

Ph 912-752-5340

Fax 912-752-5341

Academic year 1996/97

Orientation • required; 2 days campus orientation for international students

Services • academic counseling, academic placement, computer lab, international student adviser, recreational activities, visa/tax counseling

ESL Courses

Fall, winter, spring:

A:

College Study Skills, 2 hrs/wk, 10 wk/term

College Verbal Skills, 2 hrs/wk, 10 wk/term

Winter:

A:

College Analytical Skills, 2 hrs/wk, 10 wk/term

Spring:

A:

College Research Methods, 2 hrs/wk, 10 wk/term

Other information • (HE) (P + C) ◀

2065 UNIVERSITY OF GEORGIA

Georgia Center for Continuing Education
Athens GA 30602
Ph 706-542-4095
Fax 706-542-8013
E-mail alp@uga.cc.uga.edu
URL <http://www.gactr.uga.edu/ALP/ALP.html>

Academic year 1995/96

TOEFL required for academic admission • 550 undergraduate, 550 graduate

Orientation • offered; 1 day campus orientation for international students

Services • academic counseling, conversation partners, field trips, international student adviser, personal/cultural counseling

ESL Courses

Fall, winter, spring, summer:

B, LI, I, A:

American Language and Culture, 5 hrs/wk, 10 wk/term
English Composition, 5 hrs/wk, 10 wk/term

Other information • *Part-time ESL courses open to:* dependents, tourists, business personnel *Endorsements:* TESOL standards, NAFSA principles (HE) (P + C)

GUAM

2066 UNIVERSITY OF GUAM

UOG Station
Mangilao GU 96923
Ph 671-735-2755
Fax 671-734-3410
E-mail d2r2@uog9.uog.edu

Academic year 1996/97

TOEFL required for academic admission • 500 undergraduate, 550 graduate *TOEFL waived if student completes the institution's IEP with recommendation*

Orientation • required; 1 day campus orientation for both US and international students

ESL Courses

Winter:

I, A:

Fundamentals of English, 6-9 hrs/wk, 16 wk/term

A:

Fundamentals of Reading, 9 hrs/wk, 16 wk/term

Fundamentals of Writing, 3 hrs/wk, 16 wk/term

Other information • *Endorsements:* TESOL standards, NAFSA principles (HE) (P + C)

HAWAII

2067 HAWAII PACIFIC UNIVERSITY

1164 Bishop Street
Suite 200
Honolulu HI 96813
Ph 800-669-4724, 808-544-0238
Fax 808-544-1136
E-mail eklein@hpu.edu
URL <http://www.hpu.edu>

Academic year 1996/97

TOEFL required for academic admission • 550 undergraduate, 550 graduate *TOEFL waived if student completes the institution's IEP*

Orientation • offered; \$75.00 orientation fee; 2 days campus orientation for both US and international students

Services • academic counseling, academic placement, career counseling, computer lab, conversation partners, crosscultural activities, field trips, homestay, housing assistance, international student adviser, personal/cultural counseling, recreational activities, visa/tax counseling

ESL Courses

Fall, spring, summer:

B:

Basic English Oral and Listening Skills, 6 hrs/wk, 15 wk/term

Basic Structure of Written English, 6 hrs/wk, 15 wk/term

LI, I:

EFP Composition, 3 hrs/wk, 15 wk/term

English Grammar Review, 3 hrs/wk, 15 wk/term

Listening Skills, 3 hrs/wk, 15 wk/term

I, A:

Business English, 3 hrs/wk, 15 wk/term

English Through Drama, 3 hrs/wk, 15 wk/term

English Through Music, 3 hrs/wk, 15 wk/term

English Through Video, 3 hrs/wk, 15 wk/term

Pronunciation Lab, 3 hrs/wk, 15 wk/term

Writing and Computer Lab, 3 hrs/wk, 15 wk/term

A:

Academic Composition (Graduate), 3 hrs/wk, 15 wk/term

Academic Research and Writing, 3 hrs/wk, 15 wk/term

Effective Written Expression, 3 hrs/wk, 15 wk/term

Essentials of English Grammar, 3 hrs/wk, 15 wk/term

Lecture Comprehension, 3 hrs/wk, 15 wk/term

B, LI, I, A:

Reading Skills, 3 hrs/wk, 15 wk/term

Writing Skills Lab, 3-6 hrs/wk, 15 wk/term

LI, I, A:

Speaking and Listening, 3 hrs/wk, 15 wk/term

LI, A:

Reading Skills Lab, 3 hrs/wk, 15 wk/term

Winter:

LI, I, A:

Oral Fluency, 3 hrs/wk, 15 wk/term

Other information • *Part-time ESL courses open to:* dependents, tourists, business personnel *Endorsements:* TESOL standards (HE) (P + C) **D**

2068

UNIVERSITY OF HAWAII, HAWAII
COMMUNITY COLLEGE

Special Programs
200 West Kawili Street
Hilo HI 96720-4091
Ph 808-933-3531
Fax 808-933-3487
E-mail hawcc_iep_1@hawaii.edu

*Academic year 1996/97***TOEFL required for academic admission** • 450
undergraduate**Orientation** • required; 1 day campus orientation for
international students**Services** • academic counseling, academic placement, career
counseling, computer lab**ESL Courses***Fall, spring:***I:**

Basic Grammar and Writing, 7 hrs/wk, 16 wk/term

A:Expository Paragraph Writing, 5 hrs/wk, 16 wk/term
Listening/Speaking for Non-Native Speakers, 3 hrs/wk,
16 wk/term**Other information** • *Endorsements:* TESOL standards,
NAFSA principles (HE) (P + C)

IDAHO

2069

ALBERTSON COLLEGE OF IDAHO

2112 Cleveland Boulevard
Caldwell ID 83605
Ph 208-459-5814
Fax 208-454-2077
E-mail ebatt@stimpay.acofi.edu

*Academic year 1996/97***TOEFL required for academic admission** • 500
undergraduate**Orientation** • required; 2 days campus orientation for
international students, part of 7 days orientation for all
students**Services** • academic counseling, academic placement, career
counseling, computer lab, conversation partners,
crosscultural activities, field trips, housing assistance,
international student adviser, personal/cultural counseling,
recreational activities**ESL Courses***Fall:***A:**Review Basic English for Non-Native Speakers, 6 hrs/wk,
13 wk/term*Fall, spring:***I, A:**

ESL, 3 hrs/wk, 13 wk/term

*Winter:***I, A:**

Phonetics for ESL, 2 hrs/wk, 6 wk/term

Other information • *Part-time ESL courses open to:*
dependents, business personnel *Endorsements:* TESOL
standards, NAFSA principles (HE)

2070

UNIVERSITY OF IDAHO

225 Morrill Hall
Moscow ID 83844-3013
Ph 208-885-5508
Fax 208-885-2859
E-mail ipo@uidaho.edu

*Academic year 1995/96***TOEFL required for academic admission** • 525

undergraduate, 525 graduate

Orientation • required; 7 days campus orientation for
international students**Services** • academic counseling, academic placement, career
counseling, computer lab, crosscultural activities, field trips,
host family, housing assistance, international student adviser,
personal/cultural counseling, recreational activities, visa/tax
counseling**ESL Courses***Fall, spring:***A:**

Pronunciation, 3 hrs/wk, 6 wk/term

Other information • *Member:* AAIEP *Endorsements:* TESOL
standards, NAFSA principles (HE) (P + C)

ILLINOIS

2071

BLACK HAWK COLLEGE

6600 34th Avenue
Moline IL 61265
Ph 309-796-1311
Fax 309-792-5976

*Academic year 1996/97***Orientation** • offered; campus orientation for international
students ongoing**Services** • academic counseling, academic placement, career
counseling, computer lab, conversation partners,
crosscultural activities, field trips, homestay, host family,
housing assistance, international student adviser, personal/
cultural counseling, recreational activities, visa/tax
counseling**ESL Courses***Fall, spring:***A:**American Culture and Civilization, 3 hrs/wk, 16 wk/term
Crosscultural Communication, 3 hrs/wk, 16 wk/term**Other information** • *Part-time ESL courses open to:* tourists,
business personnel, local community residents
Endorsements: NAFSA principles (HE) (P + C)

2072

CITY COLLEGES OF CHICAGO HAROLD
WASHINGTON COLLEGE

30 East Lake Street
Chicago IL 60601-9966
Ph 312-984-2820, 312-553-5866
Fax 312-553-5838

*Academic year 1996/97***TOEFL required for academic admission** • 450undergraduate *TOEFL waived if student completes the
institution's IEP*

Orientation • offered; 2 days campus orientation for international students

Services • academic counseling, academic placement, career counseling, conversation partners, crosscultural activities, international student adviser, contact with consulates

ESL Courses

Fall, spring:

B, I, A:

ESL, 12 hrs/wk, 16 wk/term

Summer:

B, I, A:

ESL, 6 hrs/wk, 8 wk/term

Other information • *Part-time ESL courses open to:* tourists, business personnel, consular employees (HE)

2073

COLUMBIA COLLEGE, CHICAGO

600 South Michigan Avenue
Chicago IL 60605
Ph 312-663-1600

Academic year 1996/97

TOEFL required for academic admission • 500 undergraduate, 550 graduate, 430-499 required for intensive ESL (12 hrs/wk, 15 wk/term) *TOEFL waived if student completes the institution's IEP*

Orientation • offered; 1 week campus orientation for international students

Services • academic counseling, academic placement, field trips, international student adviser, recreational activities, tutoring

ESL Courses

Fall, spring:

I:

ESL Conversation Skills, 3 hrs/wk, 15 wk/term
ESL Cultural Patterns in America, 3 hrs/wk, 15 wk/term
ESL Reading Skills, 3 hrs/wk, 15 wk/term

Introduction to College Writing (ESL), 3 hrs/wk, 15 wk/term

I, A:

Conversation and Comprehension, 3 hrs/wk, 15 wk/term
English Composition (ESL), 3 hrs/wk, 15 wk/term
Reading and Study Skills, 3 hrs/wk, 15 wk/term

A:

Topics in ESL: Advanced Pronunciation, 3 hrs/wk, 15 wk/term

Summer:

I, A:

English Composition (ESL), 6 hrs/wk, 8 wk/term

Other information • *Part-time ESL courses open to:* all applicants *Endorsements:* TESOL standards (HE)

2074

DEPAUL UNIVERSITY

English Language Academy
2320 North Kenmore Avenue
Chicago IL 60614
Ph 312-325-7451
Fax 312-325-7452
E-mail lhllman@wppost.depaul.edu

Academic year 1996/97

TOEFL required for academic admission • 550 undergraduate, 590 graduate

Orientation • offered; 1 day campus orientation for both US and international students

Services • academic counseling, crosscultural activities, international student adviser

ESL Courses

Fall, winter, spring:

LI, I, A:

ESL, 10 wk/term

Summer:

LI, I, A:

ESL, 6 wk/term

Other information • *Part-time ESL courses open to:* students with specific interests and TOEFL above 380 *Endorsements:* TESOL standards, NAFSA principles (HE) (P + C) **D**

2075

EASTERN ILLINOIS UNIVERSITY

English Language Center
Charleston IL 60921
Ph 217-581-3390
Fax 217-581-7374

Academic year 1996/97

TOEFL required for academic admission • 500 undergraduate, 550 graduate

Orientation • required; 3 days campus orientation for international students

Services • academic counseling, academic placement, career counseling, computer lab, conversation partners, crosscultural activities, field trips, homestay, host family, housing assistance, international student adviser, recreational activities, visa/tax counseling

ESL Courses

Fall, spring:

I:

English, 3 hrs/wk, 18 wk/term

Other information • *Part-time ESL courses open to:* dependents, business personnel *Endorsements:* TESOL standards, NAFSA principles (HE) (P + C)

2076

ILLINOIS BENEDICTINE COLLEGE

5700 College Road
Lisle IL 60532
Ph 630-960-1500, 630-829-6342
Fax 630-960-1126

Academic year 1995/96

TOEFL required for academic admission • 550 undergraduate, 600 graduate

Orientation • offered; campus orientation for both US and international students (freshman level only)

Services • academic counseling, international student adviser

ESL Courses

Fall:

A:

Advanced ESL, 3 hrs/wk, 14 wk/term
Critical Reasoning for ESL, 2 hrs/wk, 14 wk/term

Spring:

A:

Advanced ESL, 1-3 hrs/wk, 14 wk/term

Other information • *Part-time ESL courses open to:* nondegree students (audit only), advanced students with approval of ESL specialist (HE)

2077 ILLINOIS STATE UNIVERSITY

English Language Institute
Campus Box 6123
Normal IL 61790-6123
Ph 309-438-2072
Fax 309-438-3031

Academic year 1996/97

TOEFL required for academic admission • 550 undergraduate, 550-600 graduate

Orientation • offered; 5 days campus orientation for international students

Services • academic counseling, academic placement, airport meeting, conversation partners, field trips, host family, personal/cultural counseling, recreational activities

ESL Courses

Fall, spring:

A:

ESL for Graduate Students, 5 hrs/wk, 15 wk/term
Language and Composition, 5 hrs/wk, 15 wk/term

Other information • (HE) (P + C)

2078 JOHN WOOD COMMUNITY COLLEGE

150 South 48th Street
Quincy IL 62301
Ph 217-224-6500
Fax 217-224-4208

Academic year 1995/96

TOEFL required for academic admission • not required

Orientation • offered; 1 day campus orientation for both US and international students

Services • academic placement

ESL Courses

Fall, winter, spring, summer:

I, A:

ESL, 4 hrs/wk

Other information • *Part-time ESL courses open to:* dependents 16 years of age or older (HE)

2079 LOYOLA UNIVERSITY OF CHICAGO, MALLINCKRODT CAMPUS

1041 Ridge Road
Wilmette IL 60091-1560
Ph 847-853-3096
Fax 847-853-3375
E-mail cchase@luc.edu
URL <http://www.luc.edu/>

Academic year 1996/97

TOEFL required for academic admission • 500 undergraduate, 550 graduate

Orientation • offered; 1-1/2 days campus orientation for international students, part of 3 days orientation for all students

Services • academic counseling, career counseling, personal/cultural counseling

ESL Courses

Fall, spring, summer:

I, A:

ESL, 3-9 hrs/wk

Other information • *Part-time ESL courses open to:* dependents, tourists, business personnel *Endorsements:* TESOL standards, NAFSA principles (HE) (P + C)

2080 MCKENDREE COLLEGE

701 College Road
Lebanon IL 62254
Ph 800-232-7228, 618-537-6813, 618-537-6500
Fax 618-537-6259
E-mail meli@al.mckendree.edu

Academic year 1996/97

TOEFL required for academic admission • 520 undergraduate, lower scores accepted with English Program recommendation

Orientation • offered; 2 days campus orientation for international students, part of 3 days orientation for all students

Services • academic counseling, airport meeting, host family, recreational activities, transitional English assistance

ESL Courses

Fall, spring, summer:

II, I, A:

Conversation, Grammar, Lab, 20-23 hrs/wk

Reading, Writing, Listening, 20-23 hrs/wk

Other information • *Part-time ESL courses open to:* all applicants (HE) (P + C)

2081 MORAIN VALLEY COMMUNITY COLLEGE

10900 South 88th Avenue
Palos Hills IL 60465
Ph 708-974-5334
Fax 708-974-1184
E-mail viverito@moraine.cc.il.us

Academic year 1996/97

Orientation • offered; 1 week campus orientation for international students

Services • academic counseling, airport meeting, career counseling, field trips, host family, international student adviser, recreational activities

ESL Courses

Fall, spring:

B:

Writing Skills, 7-1/2 hrs/wk, 17 wk/term

I:

Grammar, Sentence and Paragraph Review, 7-1/2 hrs/wk, 17 wk/term

A:

Paragraph and Theme Writing, 7-1/2 hrs/wk, 17 wk/term

Fall, spring, summer:

B:

Speech and Reading for ESL, 12 hrs/wk, 17 wk/term

I:

Oral Communication/Reading Skills for ESL, 12 hrs/wk, 17 wk/term

A:

Technical Communications/Critical Reading, 12 hrs/wk, 17 wk/term

Other information • *Part-time ESL courses open to:* all applicants *Endorsements:* NAFSA principles (HE) (P + C)

2082

NATIONAL-LOUIS UNIVERSITY

18 South Michigan Avenue
Chicago IL 60603-3203
Ph 800-443-5522, 312-621-9650
Fax 312-621-1205
E-mail bpuk@whe2.nlu.edu
URL http://nlu.nlu.edu

Academic year 1996/97

TOEFL required for academic admission • not required
TOEFL waived if student completes the institution's IEP

Orientation • offered; 1 day campus orientation for international students

Services • computer lab, conversation partners, personal/cultural counseling, open language lab

ESL Courses

Fall, winter, spring, summer:

B, I, A:

Semi-Intensive ESL, 14 hrs/wk, 10 wk/term

I, A:

English for Professional Success, 11 hrs/wk, 10 wk/term

Other information • *Part-time ESL courses open to:* dependents, tourists, business personnel *Endorsements:* TESOL standards, NAFSA principles (HE)

2083

NORTH CENTRAL COLLEGE

30 North Brainard Street
PO Box 3063
Naperville IL 60566-7063
Ph 708-637-5132
Fax 708-637-5134
E-mail jhs@noctrl.edu

Academic year 1996/97

TOEFL required for academic admission • 500 undergraduate, 550 graduate

Orientation • offered; 1/2 day campus orientation for international students, part of 2-3 days orientation for all students

Services • academic counseling, host family, international student adviser

ESL Courses

Fall, winter:

I, A:

ESL, 8-10 hrs/wk, 10 wk/term

Other information • *Part-time ESL courses open to:* dependents, tourists, business personnel *Endorsements:* TESOL standards, NAFSA principles (HE)

2084

NORTH PARK COLLEGE AND THEOLOGICAL SEMINARY

3225 West Foster
Box 7
Chicago IL 60625
Ph 800-888-6728, 312-244-4942
Fax 312-583-0858
E-mail dbricau@npcts.edu
URL http://www.npcts.edu

Academic year 1995/96

TOEFL required for academic admission • 550 undergraduate, 550 graduate *TOEFL waived if student completes the institution's IEP except Seminary students*

Orientation • required; 1-2 days campus orientation for international students

Services • academic counseling, academic placement, career counseling, computer lab, conversation partners, crosscultural activities, field trips, housing assistance, international student adviser, personal/cultural counseling, recreational activities, visa/tax counseling

ESL Courses

Fall, spring:

LI, I, A:

Academic and Crosscultural Transition, 1-4 hrs/wk, 15 wk/term

English Language Clinic, 2 hrs/wk, 15 wk/term

Reading and Writing, 5 hrs/wk, 15 wk/term

Speaking and Listening, 5 hrs/wk, 15 wk/term

Structure, 5 hrs/wk, 15 wk/term

Summer:

LI, I, A:

Academic and Crosscultural Transition, 1-4 hrs/wk, 10 wk/term

English Language Clinic, 2 hrs/wk, 10 wk/term

Reading and Writing, 5 hrs/wk, 10 wk/term

Speaking and Listening, 5 hrs/wk, 10 wk/term

Structure, 5 hrs/wk, 10 wk/term

Other information • *Part-time ESL courses open to:* dependents, tourists, business personnel *Member:* AAIEP (HE) (P + C)

2085

OAKTON COMMUNITY COLLEGE

1600 East Golf Road
Des Plaines IL 60016
Ph 847-635-1628
E-mail amyblu@oakton.edu

Academic year 1995/96

TOEFL required for academic admission • 520 undergraduate for visa students only

Services • academic counseling, international student adviser, recreational activities, tutoring

ESL Courses

Fall, winter, spring:

I:

Grammar, 3 hrs/wk, 16 wk/term

Speaking and Listening, 3 hrs/wk, 16 wk/term

LI, I, A:

Academic Reading for ESL Students, 3 hrs/wk, 16 wk/term

Academic Writing for ESL Students, 3 hrs/wk, 16 wk/term

Fall, winter, spring, summer:

I:

Pronunciation, 2 hrs/wk, 12 wk/term

Summer:

I:

Grammar, 3 hrs/wk, 8 wk/term

Speaking and Listening, 3 hrs/wk, 8 wk/term

LI, I, A:

Academic Reading for ESL Students, 6 hrs/wk, 8 wk/term

Academic Writing for ESL Students, 6 hrs/wk, 8 wk/term

Other information • *Part-time ESL courses open to:* all applicants (HE)

2086

ROCKFORD COLLEGE

5050 East State Street
Rockford IL 61108
Ph 815-226-4000

Academic year 1996/97

TOEFL required for academic admission • 550 undergraduate, 550 graduate *TOEFL waived if student completes the institution's IEP*

Orientation • required; 2 days campus orientation for international students, part of 5 days orientation for all students

Services • academic counseling, academic placement career counseling, computer lab, host family, international student adviser, personal/cultural counseling, recreational activities, visa/tax counseling

ESL Courses

Fall, spring:

A:

English Composition for ESL Students, 3 hrs/wk, 16 wk/term

Other information • *Part-time ESL courses open to:* dependents, tourists, business personnel, students at English Language Center (HE)

2087

ROSARY COLLEGE

7900 West Division
River Forest IL 60305

Ph 708-366-2490, 708-524-6814

Fax 708-366-5360

Academic year 1996/97

TOEFL required for academic admission • 550 undergraduate, 550 graduate, 600 for Graduate School of Liberal and IWF Sciences

Orientation • offered; 1 day campus orientation for international students, part of 2 days orientation for all students

Services • field trips, host family, tutorial service, writing center

ESL Courses

Fall, spring:

I, A:

College Writing, 3-4 hrs/wk, 16 wk/term

Other information • *Endorsements:* NAFA principles (HE)

2088

SOUTHERN ILLINOIS UNIVERSITY, CARBONDALE

Center for ESL
Carbondale IL 62901-4518

Ph 618-453-2266

Fax 618-453-6527

E-mail jfrieden@siu.edu

URL <http://www.siu.edu/~cesl>

Academic year 1996/97

TOEFL required for academic admission • 520 undergraduate, 550 graduate

Orientation • offered; 1 week campus orientation for international students

Services • academic counseling, personal/cultural counseling

ESL Courses

Fall, winter, spring, summer:

B, LI, I, A:

Listening Comprehension, 5-15 hrs/wk

Reading, 5-15 hrs/wk

Speaking, 5-15 hrs/wk

Writing, 5-15 hrs/wk

Other information • *Part-time ESL courses open to:* dependents, tourists, business personnel *Member:* UCIEP (HE) (P + C)

2089

UNIVERSITY OF ILLINOIS AT CHICAGO

601 South Morgan Street

Room 820

Chicago IL 60607

Ph 312-996-8098

Fax 312-996-4394

E-mail u29401@uicvm.uic.edu

Academic year 1996/97

TOEFL required for academic admission • 480 undergraduate, 550-600 graduate

Orientation • offered; 1 day campus orientation for international students

Services • academic counseling, field trips, international student adviser, personal/cultural counseling, admissions seminar, internet access, one-week elective courses

ESL Courses

Fall, spring, summer:

B, LI, I, A:

Listening/Speaking, 10 hrs/wk, 13 wk/term

Reading/Writing, 10 hrs/wk, 13 wk/term

Other information • *Part-time ESL courses open to:* all applicants not on student visas *Member:* AAIEP (HE) (P + C)

2090

WILLIAM RAINEY HARPER COLLEGE

ESL and Linguistics Department

1200 West Algonquin

Palatine IL 60067

Ph 847-925-6226

Fax 847-925-6048

E-mail jharris@harper.cc.il.us

Academic year 1996/97

TOEFL required for academic admission • 520 undergraduate *TOEFL waived if student completes the institution's IEP*

Orientation • offered; 1 day campus orientation for international students, part of 2 days orientation for all students

Services • academic counseling, academic placement, career counseling, computer lab, crosscultural activities, international student adviser, personal/cultural counseling, recreational activities, visa/tax counseling, tutoring

ESL Courses

Fall:

A:

Advanced Vocabulary, 2 hrs/wk, 16 wk/term

Fall, spring:

A:

Editing Skills, 2 hrs/wk, 16 wk/term

Grammar, 2 hrs/wk, 16 wk/term

Preparation for TOEFL, 2 hrs/wk, 16 wk/term

Reading, 4 hrs/wk, 16 wk/term

Writing, 2-4 hrs/wk, 16 wk/term

Spring:

A:

American Culture, 2 hrs/wk, 16 wk/term

Listening and Speaking, 2 hrs/wk, 16 wk/term

Pronunciation, 2 hrs/wk, 16 wk/term

Summer:

305

A:
 Advanced Vocabulary, 4 hrs/wk, 8 wk/term
 Editing Skills, 4 hrs/wk, 8 wk/term
 Grammar, 4 hrs/wk, 8 wk/term
 Listening and Speaking, 4 hrs/wk, 8 wk/term
Other information • *Part-time ESL courses open to:*
 dependents, tourists, business personnel, college community
 residents (HE) (P + C)

INDIANA

2091 BALL STATE UNIVERSITY

English Department
 Muncie IN 47306
Ph 317-285-8459
E-mail 00cmely@bsuuc.bsu.edu
URL <http://www.bsu.edu/UP/cover.html>

Academic year 1996/97
TOEFL required for academic admission • 550
 undergraduate, 550 graduate *TOEFL waived if student
 completes the institution's IEP*
Orientation • offered; 1 week campus orientation for
 international students
Services • academic counseling, crosscultural activities, host
 family, international student adviser, recreational activities
ESL Courses
Fall, spring, summer:
LI, I, A:
 Academic Research Skills, 4 hrs/wk, 15 wk/term
 Culture Study, 4 hrs/wk, 15 wk/term
 Grammar, 4 hrs/wk, 15 wk/term
 Listening, 4 hrs/wk, 15 wk/term
 Pronunciation, 4 hrs/wk, 15 wk/term
 Reading, 4 hrs/wk, 15 wk/term
 Speaking, 4 hrs/wk, 15 wk/term
 TOEFL Preparation, 4 hrs/wk, 15 wk/term
 Writing, 4 hrs/wk, 15 wk/term
Other information • *Part-time ESL courses open to:*
 dependents (HE) (P + C)

2092 DEPAUW UNIVERSITY

International Center
 Greencastle IN 46135
Ph 317-658-4373, 317-658-4800
Fax 317-658-4045

Academic year 1996/97
TOEFL required for academic admission • 550
 undergraduate
Orientation • offered; 2 days campus orientation for
 international students, followed by 4 day orientation for all
 new students
Services • academic counseling, academic resources center,
 multicultural education center
ESL Courses
Fall:
A:
 College Writing for Bilinguals, 4 hrs/wk, 15 wk/term
Other information • (HE)

2093 GOSHEN COLLEGE

Goshen IN 46526
Ph 800-348-7422, 219-535-7535
Fax 219-535-7609
E-mail admissions@goshen.edu
URL <http://www.Goshen.edu>

Academic year 1996/97
TOEFL required for academic admission • 550
 undergraduate *TOEFL waived if student completes the
 institution's IEP*
Orientation • required; 4 days campus orientation for both
 US and international students
Services • academic counseling, career counseling,
 computer lab, international student adviser, personal/cultural
 counseling, recreational activities, visa/tax counseling
ESL Courses
Fall, spring:
A:
 Reading and Writing for ESL, 3 hrs/wk, 15 wk/term
Other information • *Part-time ESL courses open to:*
 dependents, tourists, business personnel (HE)

2094 INDIANA UNIVERSITY

Center for English Language Training
 Memorial Hall 313
 Bloomington IN 47405
Ph 812-855-6457
Fax 812-855-5605

Academic year 1996/97
TOEFL required for academic admission • 550
 undergraduate, 550-600 graduate
ESL Courses
Fall, spring:
A:
 Academic Discussion, 4 hrs/wk, 8 wk/term
 Grammar Revision, 3 hrs/wk, 8 wk/term
 Paragraph Writing, 4 hrs/wk, 8 wk/term
 Pronunciation/Listening, 4 hrs/wk, 8 wk/term
 Reading Skills, 4 hrs/wk, 8 wk/term
 Research Techniques and Writing, 3 hrs/wk, 8 wk/term
 Writing English Sentences, 4 hrs/wk, 8 wk/term
Summer:
A:
 Paragraph Writing, 5 hrs/wk, 8 wk/term
Other information • *Member: UCIEP, AAIEP Endorsements:*
 NAFAA principles (HE) (P + C)

2095 INDIANA UNIVERSITY AT SOUTH BEND

1700 Mishawaka Avenue
 PO Box 7111
 South Bend IN 46634
Ph 219-237-4419
Fax 219-237-4590

Academic year 1996/97
TOEFL required for academic admission • 530
 undergraduate, 550 graduate *TOEFL waived if student
 completes the institution's IEP*
Orientation • offered; 1-3 days campus orientation for
 international students

Services • academic counseling, housing assistance, personal/cultural counseling

ESL Courses

Fall:

A:
Conversation and Grammar, 2-1/2 hrs/wk, 16 wk/term

Fall, spring:

A:
Paragraph Writing, 2-1/2 hrs/wk, 16 wk/term

Other information • (HE)

2096

INDIANA UNIVERSITY-PURDUE UNIVERSITY AT FORT WAYNE

2101 Coliseum Boulevard East

Fort Wayne IN 46805-1499

Ph 219-481-6923

Fax 219-481-6045

E-mail kennell@smtplink.ipfw.indiana.edu

Academic year 1996/97

TOEFL required for academic admission • 550

undergraduate, 550 graduate

Orientation • offered; 3 days campus orientation for international students

Services • academic counseling, academic placement, career counseling, international student adviser, personal/cultural counseling

ESL Courses

Fall, spring:

I, A:

Basic English Composition, 5 hrs/wk, 8 wk/term

ESL English, 3 hrs/wk, 16 wk/term

Reading, 3 hrs/wk, 16 wk/term

Spring:

I, A:

English: Speaking and Listening, 3 hrs/wk, 16 wk/term

Other information • (HE)

2097

INDIANA UNIVERSITY-PURDUE UNIVERSITY AT INDIANAPOLIS

620 Union Drive

Room 207

Indianapolis IN 46202-5167

Ph 317-274-7294

E-mail intlaff@iupui.edu

Academic year 1996/97

TOEFL required for academic admission • 500

undergraduate, 550 graduate

Orientation • offered; 1-2 weeks campus orientation for international students

Services • visa/tax counseling, workshops on various topics

ESL Courses

Fall:

A:

Communication Skills for International TAs, 3 hrs/wk, 15 wk/term

Fall, spring:

I:

Fundamentals of English, 3 hrs/wk, 15 wk/term

LI, I, A:

ESL, 3 hrs/wk, 15 wk/term

Fall, spring, summer:

A:

Elementary Composition, 3 hrs/wk, 15 wk/term

Spring:

A:

Reading and Writing for Academic Purposes, 3 hrs/wk, 15 wk/term

Other information • *Part-time ESL courses open to:*

dependents, tourists, business personnel *Endorsements:* TESOL standards, NAFSA principles (HE)

2098

UNIVERSITY OF EVANSVILLE

1800 Lincoln Avenue

Evansville IN 47722

Ph 800-423-8633, 812-479-2983

Fax 812-471-6946

Academic year 1996/97

TOEFL required for academic admission • 500

undergraduate, 550 graduate

Orientation • offered; 3-5 days campus orientation for international students

Services • academic counseling, academic placement, airport meeting, conversation partners, crosscultural activities, field trips, host family, international student adviser, personal/cultural counseling

ESL Courses

Fall, spring:

A:

Academic Conversation/Discussion, 4 hrs/wk, 8 wk/term
Composition, 3 hrs/wk, 16 wk/term

English Sentences and Paragraphs, 3 hrs/wk, 16 wk/term

Pronunciation/Listening Comprehension, 4 hrs/wk, 8 wk/term

Reading, 4 hrs/wk, 8 wk/term

Reading Development, 4 hrs/wk, 8 wk/term

Other information • Non-credit ESL courses may be taken

by students of all levels (B, LI, I, A) *Part-time ESL courses*

open to: all applicants who are not full-time students

Endorsements: TESOL standards, NAFSA principles (HE)

(P + C)

I O W A

2099

BRIAR CLIFF COLLEGE

c/o Admissions Office

3303 Rebecca Street, PO Box 2100

Sioux City IA 51104-2100

Ph 800-662-3303, 712-279-5321, 712-279-1611

Fax 712-279-1698

E-mail mayes@briar-cliff.edu

Academic year 1996/97

TOEFL required for academic admission • 500

undergraduate *TOEFL waived if student completes the institution's IEP*

Orientation • required; 1 day campus orientation for both US and international students, part of 2 days orientation for international students

Services • academic counseling, academic placement, career counseling, computer lab, conversation partners, crosscultural activities, field trips, host family, housing assistance, international student adviser, personal/cultural counseling, recreational activities, visa/tax counseling

ESL Courses

Fall, winter, spring:

I, A:

ESL, 5 hrs/wk, 10 wk/term
 ESL Lab, 2 hrs/wk, 10 wk/term
 Reading Skills and Strategies, 2 hrs/wk, 10 wk/term
 Vocabulary, 1 hrs/wk, 10 wk/term

Other information • *Part-time ESL courses open to:* all applicants *Endorsements:* TESOL standards, NAFA principles (HE) (P + C)

2100

DRAKE UNIVERSITY

International Center
 2507 University Avenue
 Des Moines IA 50311
Ph 800-443-7253, 515-271-2084
Fax 515-271-4588
E-mail tg4231s@acad.drake.edu

Academic year 1996/97

TOEFL required for academic admission • 530 undergraduate, 550 graduate *TOEFL waived if student completes the institution's IEP with necessary TOEFL*
Orientation • offered; 2 days campus orientation for international students; additional 2 days orientation for all students

Services • academic counseling, academic placement, international student adviser, personal/cultural counseling

ESL Courses

Fall, spring:

I:

ESL, 22.5 hrs/wk, 16 wk/term

A:

ESL, 18 hrs/wk, 16 wk/term

Summer:

I, A:

ESL, 18 hrs/wk, 10 wk/term

Other information • (HE) (P + C)

2101

IOWA STATE UNIVERSITY

English 101 Coordinator
 337 Ross Hall
 Ames IA 50011-1201
Ph 515-294-3568

Academic year 1996/97

TOEFL required for academic admission • 500 undergraduate, 500 graduate, higher for most graduate departments

Orientation • offered; 5 days campus orientation for international students

Services • crosscultural activities, international student adviser, supervised independent study

ESL Courses

Fall, spring, summer:

I, A:

Academic English, 3 hrs/wk, 16 wk/term

Other information • *Member:* UCIEP (HE) (P + C)

2102

MOUNT ST CLARE COLLEGE

400 North Bluff
 Clinton IA 52732
Ph 800-242-4153, 319-242-4023
Fax 319-242-2003

Academic year 1996/97

TOEFL required for academic admission • 430 undergraduate

Orientation • offered; 2-3 days campus orientation for both US and international students

ESL Courses

Fall, spring:

LI:

ESL, 5-8 hrs/wk, 16 wk/term

Other information • (HE)

2103

NORTHWESTERN COLLEGE

Orange City IA 51041
Ph 800-747-4757, 712-737-7083, 712-737-7000
Fax 712-737-7247

Academic year 1996/97

TOEFL required for academic admission • 500 undergraduate

Orientation • offered; 2 days campus orientation for international students

Services • academic counseling, host family, international student adviser

ESL Courses

Fall:

LI:

ESL, 4 hrs/wk, 16 wk/term

Fall, spring:

LI:

Basic Writing, 4 hrs/wk, 16 wk/term

I:

College Writing, 4 hrs/wk, 16 wk/term

Other information • *Part-time ESL courses open to:* all applicants *Endorsements:* TESOL standards, NAFA principles (HE) (P + C)

2104

UNIVERSITY OF IOWA

3006 Library
 Iowa City IA 52242
Ph 319-335-5629
Fax 319-335-6037
E-mail iiep@uiowa.edu

Academic year 1996/97

TOEFL required for academic admission • 530 undergraduate, 550 graduate *TOEFL waived if student completes the institution's IEP, determined on a case-by-case basis for others*

Orientation • offered; 3 days campus orientation for international students; orientation fee for degree-seeking students

Services • academic counseling, conversation partners

ESL Courses

Fall, spring:

A:

Conversation Skills, 3-4 hrs/wk, 16 wk/term

Grammar, 3 hrs/wk, 16 wk/term

THE IOWA INTENSIVE ENGLISH PROGRAM

The University of Iowa, Iowa City, IA, USA

- High quality language learning opportunity
- UCIEP certified
- Experienced MA+ instructors
- Small classes
- 20 hours of instruction per week
- Language laboratory for individual work



- Beginning, Intermediate, Advanced levels of instruction
- Field trips, recreational and social experiences
- Full access to all university services
- Conversational Exchange Program
- Sessions begin August, January, May

For more information, brochure and application contact:

Iowa Intensive English Program
3006 LIBRARY
The University of Iowa, Iowa City, Iowa 52242

Listening Comprehension, 3 hrs/wk, 16 wk/term
Pronunciation/Oral Skills, 3 hrs/wk, 16 wk/term
Reading Skills, 3 hrs/wk, 16 wk/term
Teaching Assistant Training, 3-4 hrs/wk, 16 wk/term
Writing, 3 hrs/wk, 16 wk/term

Other information • Member: UCIEP Endorsements: TESOL standards, NAFA principles (HE) (P + C) ■

2105 WESTERN IOWA TECH COMMUNITY COLLEGE

4647 Stone Avenue
PO Box 5199
Sioux City IA 51102-5199
Ph 800-352-4649, 712-274-6400
Fax 712-274-6412
E-mail bolanol@bandit.witcc.cc.ia.us
URL <http://www.witcc.cc.ia.us>

Academic year 1996/97

TOEFL required for academic admission • 550 undergraduate TOEFL waived if student completes the institution's IEP

Orientation • offered; 1/2 day campus orientation for both US and international students

Services • academic counseling, academic placement, career counseling, computer lab, housing assistance, international student adviser, personal/cultural counseling, recreational activities

ESL Courses

Fall:

A:

Grammar, 3 hrs/wk, 16 wk/term
Listening/Speaking, 3 hrs/wk, 16 wk/term

Fall, spring:

A:

Grammar, Reading, Writing, Listening/Speaking, 10 hrs/wk, 16 wk/term

Spring:

A:

Reading, 3 hrs/wk, 16 wk/term
Writing, 3 hrs/wk, 16 wk/term

Other information • Part-time ESL courses open to dependents, tourists, business personnel with testing for proper placement (HE) (P + C)

KANSAS

2106 BENEDICTINE COLLEGE

1020 North 2nd
Atchison KS 66002-1499
Ph 913-367-5340
Fax 913-367-6102
E-mail mjhodor@raven.benedictine.edu

Academic year 1996/97

TOEFL required for academic admission • 500 undergraduate *TOEFL waived if student completes the institution's IEP*

Orientation • required; \$100.00 orientation fee; 3 days campus orientation for both US and international students
Services • academic counseling, academic placement, career counseling, computer lab, crosscultural activities, field trips, housing assistance, international student adviser, personal/cultural counseling, recreational activities

ESL Courses

Fall, spring:

I:

Listening, 4 hrs/wk, 16 wk/term
 Reading, 3 hrs/wk, 16 wk/term
 Writing, 4 hrs/wk, 16 wk/term

A:

Integrated Skills, 4 hrs/wk, 16 wk/term

Spring:

A:

Writing for ESL, 3 hrs/wk, 16 wk/term

Other information • *Part-time ESL courses open to:* dependents, tourists, business personnel *Endorsements:* NAFSA principles (HE)

2107

COFFEYVILLE COMMUNITY COLLEGE

400 West 11th
 Coffeyville KS 67337

Ph 316-251-7700

Fax 316-251-7098

E-mail kimlee@raven.ccc.cc.ks.us

Academic year 1996/97

TOEFL required for academic admission • 400-450 undergraduate

Orientation • offered; 1 week campus orientation for international students

Services • academic counseling, academic placement, field trips, homestay, host family, personal/cultural counseling, recreational activities

ESL Courses

Fall, spring:

B, I, A:

ESL, 3-14 hrs/wk, 18 wk/term

Other information • *Part-time ESL courses open to:* dependents, business personnel *Endorsements:* TESOL standards, NAFSA principles (HE) (P + C)

2108

EMPORIA STATE UNIVERSITY

ESU Box 4041
 Emporia KS 66801-5087

Ph 316-341-5374

Fax 316-341-5884

Academic year 1995/96

TOEFL required for academic admission • 510 undergraduate, 550 graduate *TOEFL waived if student completes the institution's IEP*

Orientation • offered 1-credit course offered fall, spring: Orientation for International Students

Services • academic counseling, crosscultural activities, field trips, international student adviser, personal/cultural counseling, recreational activities

ESL Courses

Fall, spring:

I, A:

Communication Skills, 3 hrs/wk, 16 wk/term

Other information • *Endorsements:* TESOL standards, NAFSA principles (HE) (P + C)

2109

HESSTON COLLEGE

Box 3000

Hesston KS 67062

Ph 800-995-2757, 316-327-8131

Fax 316-327-8300

E-mail daveO@hesston.edu

Academic year 1996/97

TOEFL required for academic admission • 480 undergraduate *TOEFL waived if student completes the institution's IEP*

Orientation • offered; 2 days campus orientation for international students

Services • academic counseling, international student adviser, recreational activities

ESL Courses

Fall, spring:

I:

Grammar and Writing, 3 hrs/wk, 16 wk/term

I, A:

Listening and Speaking, 3 hrs/wk, 16 wk/term

A:

Reading and Vocabulary, 3 hrs/wk, 16 wk/term

Other information • (HE) (P + C)

2110

INDEPENDENCE COMMUNITY COLLEGE

College Avenue and Brookside Drive
 PO Box 708

Independence KS 67301

Ph 316-331-4100

Fax 316-331-0946

E-mail indcc1lb@ink.org

Academic year 1996/97

TOEFL required for academic admission • 500 undergraduate *TOEFL waived if student completes an IEP elsewhere, with good scores*

Orientation • required; \$105.00 orientation fee; 9 days campus orientation for international students

Services • academic counseling, academic placement, career counseling, computer lab, conversation partners, crosscultural activities, host family, housing assistance, international student adviser, visa/tax counseling

ESL Courses

Fall, spring:

B:

ESL, 8 hrs/wk, 18 wk/term

A:

Advanced ESL, 3 hrs/wk, 18 wk/term

Other information • *Part-time ESL courses open to:* dependents, tourists, business personnel, immigrants *Endorsements:* NAFSA principles (HE)

2111 JOHNSON COUNTY COMMUNITY COLLEGE

12345 College Boulevard
Overland Park KS 66210-1299
Ph 913-469-2544
Fax 913-469-2565
E-mail jcouch@johnco.cc.ks.us
URL <http://www.johnco.cc.ks.us/>

Academic year 1996/97
TOEFL required for academic admission • 500
undergraduate *TOEFL waived if student completes the institution's IEP*

Orientation • offered; 1 day campus orientation for international students

Services • academic counseling, academic placement, career counseling, computer lab, crosscultural activities, field trips, international student adviser, personal/cultural counseling, recreational activities, visa/tax counseling

ESL Courses

Fall, spring:

I, A:

ESL, 3 hrs/wk, 16 wk/term

Other information • *Part-time ESL courses open to:* dependents, business personnel, residents *Endorsements:* TESOL standards, NAFSA principles (HE)

2112 KANSAS STATE UNIVERSITY

205 Fairchild Hall
Manhattan KS 66506-1106
Ph 913-532-7324
Fax 913-532-6550
E-mail ecocke@ksu.ksu.edu

Academic year 1996/97
TOEFL required for academic admission • 550
undergraduate, 550 graduate *TOEFL waived if student completes the institution's IEP*

Orientation • offered; 1 day campus orientation for international students

Services • academic counseling, conversation partners, international student adviser, personal/cultural counseling

ESL Courses

Fall, spring:

B, LI, I, A:

Listening, 5 hrs/wk, 15 wk/term

Reading, 5 hrs/wk, 15 wk/term

Speaking/Lab, 4 hrs/wk, 15 wk/term

Structure/Writing, 10 hrs/wk, 15 wk/term

Other information • *Part-time ESL courses open to:* all applicants with adequate English proficiency *Member:* UCIEP (HE) (P + C)

2113 OTTAWA UNIVERSITY

1001 South Cedar, #58
Ottawa KS 66067-3399
Ph 800-755-5200, 913-242-5200
Fax 913-242-7429
E-mail mordy@iso.ott.edu

Academic year 1996/97
TOEFL required for academic admission • 500
undergraduate *TOEFL waived if student completes the institution's IEP*

Orientation • offered; 5 days campus orientation for both US and international students in fall, 2 days in spring and summer

Services • academic counseling, placement service for on-campus employment

ESL Courses

Fall, spring, summer:

B, LI, I, A:

Grammar and Writing, 10 hrs/wk, 16 wk/term

Reading, Listening and Speaking, 10 hrs/wk, 16 wk/term

Other information • *Part-time ESL courses open to:* dependents, holders of visas other than I-20 *Endorsements:* TESOL standards, NAFSA principles (HE) (P + C)

2114 PITTSBURG STATE UNIVERSITY

1701 South Broadway
Pittsburg KS 66762
Ph 316-235-4644
Fax 316-235-4962
E-mail cmekkaou@pittstate.edu

Academic year 1996/97
TOEFL required for academic admission • 520
undergraduate, 520-575 graduate *TOEFL waived if student completes the institution's IEP*

Orientation • offered; 1 day campus orientation for both US and international students

ESL Courses

Fall, spring:

A:

English Composition, 3 hrs/wk

Freshman Composition, 3 hrs/wk

Other information • (HE) (P + C)

2115 UNIVERSITY OF KANSAS

204 Lippincott Hall
Lawrence KS 66045
Ph 913-864-4606
Fax 913-864-5050
E-mail aec@kuhub.cc.ukans.edu
URL <http://www.aec.ukans.edu/>

Academic year 1996/97
TOEFL required for academic admission • 570 graduate,
not required for undergraduate *TOEFL waived if student completes the institution's IEP*

Orientation • required; \$80.00 orientation fee; 1 week campus orientation for international students

Services • academic counseling, academic placement, conversation partners, field trips, homestay, host family, international student adviser, personal/cultural counseling, recreational activities, workshops on various topics

ESL Courses

Fall, spring:

B, LI:

American Society, 1 hrs/wk, 16 wk/term

A:

Classroom Communication for International TAs, 4 hrs/wk, 16 wk/term

Studies in Reading/Writing, 4 hrs/wk, 16 wk/term

Studies in Speaking/Understanding, 4 hrs/wk, 16 wk/term

Tutorials in Applied English, 2 hrs/wk, 16 wk/term

B, LI, I, A:

English Structure, 5 hrs/wk, 16 wk/term

Reading, 5 hrs/wk, 16 wk/term

Speaking and Understanding, 5 hrs/wk, 16 wk/term
 Writing, 4 hrs/wk, 16 wk/term

Summer:

B, LI:

American Society, 8 wk/term

A:

Classroom Communication for International TAs, 8 wk/term

Studies in Reading/Writing, 8 wk/term

Studies in Speaking/Understanding, 8 wk/term

Tutorials in Applied English, 8 wk/term

B, LI, I, A:

English Structure, 8 wk/term

Reading, 8 wk/term

Speaking and Understanding, 8 wk/term

Writing, 8 wk/term

Other information • *Part-time ESL courses open to:* all applicants *Member:* UCIEP *Endorsements:* TESOL standards, NAFSA principles (HE) (P + C)

2116

WASHBURN UNIVERSITY OF TOPEKA

1700 College Avenue

Topeka KS 66621

Ph 913-231-1010

Fax 913-233-3780

E-mail zzisa@ac.wuacc.edu

Academic year 1996/97

TOEFL required for academic admission • 520 undergraduate, 550 graduate *TOEFL waived if student completes the institution's IEP*

Orientation • required; 1 day campus orientation for both US and international students

Services • academic counseling, academic placement, career counseling, computer lab, conversation partners, crosscultural activities, field trips, housing assistance, international student adviser, recreational activities

ESL Courses

Fall, spring:

LI, I, A:

Developmental English/Advanced Writing, 4 hrs/wk, 16 wk/term

Extensive/Intensive Reading, 4 hrs/wk, 16 wk/term

Public Speaking for Non-Native Speakers, 4 hrs/wk, 16 wk/term

Structure and Guided Composition, 4 hrs/wk, 16 wk/term

Summer:

LI, I:

English Usage and Grammar, 8 hrs/wk, 8 wk/term

Other information • *Part-time ESL courses open to:* dependents, business personnel *Endorsements:* NAFSA principles (HE) (P + C)

2117

WICHITA STATE UNIVERSITY

Wichita KS 67260-0122

Ph 316-978-3232

Fax 316-978-3777

E-mail intadm@twsuvm.uc.twsu.edu

URL <http://www.twsu.edu/~ienglwww>

Academic year 1996/97

TOEFL required for academic admission • 530 undergraduate, 550-600 graduate *TOEFL waived if student completes the institution's IEP*

Orientation • offered; 2 days campus orientation for international students

Services • academic counseling, career counseling, conversation partners, crosscultural activities, field trips, homestay, host family, international student adviser, personal/cultural counseling, recreational activities

ESL Courses

Fall, spring:

A:

ESL, 3-10 hrs/wk, 16 wk/term

Foreign Accent Reduction, 3 hrs/wk, 16 wk/term

Reducing Fear of Speaking, 3 hrs/wk, 16 wk/term

Fall, spring, summer:

A:

Reading Improvement, 3 hrs/wk, 16 wk/term

Summer:

A:

ESL, 6-10 hrs/wk, 8 wk/term

Foreign Accent Reduction, 6 hrs/wk, 8 wk/term

Reducing Fear of Speaking, 6 hrs/wk, 8 wk/term

Other information • (HE) (P + C)

KENTUCKY

2118

EASTERN KENTUCKY UNIVERSITY

Case Office Annex 267-3140

Richmond KY 40475

Ph 606-622-6370

Fax 606-622-6205

E-mail eeli@acs.eku.edu

Academic year 1996/97

TOEFL required for academic admission • 500 undergraduate, 500 graduate *TOEFL waived if student completes the institution's IEP*

Orientation • required; 1/2 day campus orientation for international students and 1-hour class per week for semester

Services • academic counseling, academic placement, career counseling, computer lab, crosscultural activities, field trips, housing assistance, international student adviser, personal/cultural counseling, recreational activities, visa/tax counseling

ESL Courses

Fall, spring:

A:

English Composition, 3 hrs/wk, 16 wk/term

B, LI, I:

Developmental English Composition, 3 hrs/wk, 16 wk/term

Other information • *Member:* AAIEP *Endorsements:* TESOL standards, NAFSA principles (HE) (P + C) **D**

2119

MURRAY STATE UNIVERSITY

Faculty Hall

PO Box 9

Murray KY 42071

Ph 800-272-4678, 502-762-3247, 502-762-3006

Fax 502-762-2715

E-mail a53524f@msumusik.mursuky.edu

Academic year 1996/97

TOEFL required for academic admission • 500 undergraduate, 500 graduate *TOEFL waived if student completes the institution's IEP*

312

Orientation • required; 3 days campus orientation for international students
Services • academic counseling, academic placement, career counseling, computer lab, conversation partners, crosscultural activities, field trips, homestay, host family, housing assistance, international student adviser, personal/cultural counseling, recreational activities, visa/tax counseling

ESL Courses

Fall, spring, summer:

B, LI, I, A:

Conversation, 3 hrs/wk, 8 wk/term

Error Analysis, 3 hrs/wk, 8 wk/term

Grammar, 3 hrs/wk, 8 wk/term

Listening Comprehension, 3 hrs/wk, 8 wk/term

Reading, 3 hrs/wk, 8 wk/term

Writing, 3 hrs/wk, 8 wk/term

Other information • *Part-time ESL courses open to:* dependents, tourists, business personnel *Endorsements:* NAFSA principles (HE) (P + C)

2120**TRANSYLVANIA UNIVERSITY**

300 North Broadway

Lexington KY 40508

Ph 606-233-8124

Fax 606-233-8797

Academic year 1996/97

TOEFL required for academic admission • 550

undergraduate

ESL Courses

Fall, spring:

B, LI, I, A:

ESL, 16 wk/term

Other information • Tutorial arranged individually
Part-time ESL courses open to: dependents, tourists, business personnel (HE)

2121**UNIVERSITY OF LOUISVILLE**

Belknap Campus

Louisville KY 40292

Ph 502-852-5901

Fax 502-852-7216

Academic year 1996/97

TOEFL required for academic admission • 550
 undergraduate, 550 graduate *TOEFL waived if student completes the institution's IEP*

Orientation • offered; 1 week campus orientation for international students

Services • academic counseling, field trips, host family, personal/cultural counseling, recreational activities, visa/tax counseling

ESL Courses

Fall, spring:

A:

Freshman Composition, 3 hrs/wk, 16 wk/term

Other information • *Endorsements:* TESOL standards, NAFSA principles (HE) (P + C)

2122**WESTERN KENTUCKY UNIVERSITY**

Bowling Green KY 42101

Ph 502-745-4857

Fax 502-745-2533

E-mail ronald.eckard@wku.edu

Academic year 1996/97

TOEFL required for academic admission • 500
 undergraduate, 525 graduate *TOEFL waived if student completes the institution's IEP*

Orientation • offered; 2 days campus orientation for international students

Services • academic counseling, international student adviser

ESL Courses

Fall, spring:

LI, I:

ESL, 3-6 hrs/wk, 16 wk/term

A:

English Composition, 3 hrs/wk, 16 wk/term

Spring:

A:

Introduction to Literature, 3 hrs/wk, 16 wk/term

Other information • *Part-time ESL courses open to:* students not requiring F-1 visa (HE)

LOUISIANA**2123****LOYOLA UNIVERSITY OF NEW ORLEANS**

6363 St Charles Avenue

PO Box 205

New Orleans LA 70118-6143

Ph 504-865-3526

Fax 504-865-2035

E-mail liep@beta.loyno.edu

URL <http://www.studyusa.com/factshts/loyola.htm>

Academic year 1996/97

TOEFL required for academic admission • 500
 undergraduate, 550 graduate *TOEFL waived if student completes the institution's IEP*

Orientation • offered; 3 days campus orientation for international students

Services • academic counseling, academic placement, career counseling, crosscultural activities, field trips, host family, international student adviser, personal/cultural counseling, recreational activities, workshops on various topics

ESL Courses

Fall, spring, summer:

B, I, A:

Composition, 5 hrs/wk, 15 wk/term

Conversation, 5 hrs/wk, 15 wk/term

Grammar, 5 hrs/wk, 15 wk/term

Reading, 5 hrs/wk, 15 wk/term

Other information • *Part-time ESL courses open to:* dependents, tourists, business personnel *Member:* AAIEP
Endorsements: TESOL standards, NAFSA principles (HE) (P + C)

2124

TULANE UNIVERSITY

1326 Audubon Street
New Orleans LA 70118-5698
Ph 504-865-5803
Fax 504-866-6364
E-mail belinda@mailhost.tcs.tulane.edu

*Academic year 1996/97***TOEFL required for academic admission** • 575 undergraduate, 600 graduate**Orientation** • offered; 1 day campus orientation for international students**Services** • academic counseling, conversation partners, crosscultural activities, international student adviser, personal/cultural counseling, recreational activities, visa/tax counseling**ESL Courses***Fall, spring:***A:**

Basic English Composition, 4 hrs/wk, 16 wk/term
Fundamentals of Composition, 4 hrs/wk, 16 wk/term
Professional and Technical Writing, 4 hrs/wk, 16 wk/term
Special Studies, 4 hrs/wk, 16 wk/term

Other information • *Part-time ESL courses open to:* dependents, tourists, business personnel *Member:* AAIEP
Endorsements: TESOL standards, NAFSA principles (HE) (P + C)

2125

UNIVERSITY OF NEW ORLEANS

English Department
Lakefront
New Orleans LA 70148
Ph 504-280-6273
Fax 504-280-7334
URL <http://www.uno.edu>

*Academic year 1996/97***TOEFL required for academic admission** • 500 undergraduate, 550 graduate *TOEFL waived if student completes the institution's IEP***Orientation** • offered; 1 day campus orientation for international students**Services** • academic counseling, academic placement, career counseling, computer lab, crosscultural activities, international student adviser, visa/tax counseling**ESL Courses***Fall, spring, summer:***I, A:**

Reading and Communication, 6 hrs/wk, 16 wk/term
Writing and Communication, 7 hrs/wk, 16 wk/term

Other information • *Endorsements:* TESOL standards, NAFSA principles (HE) (P + C)

MAINE

2126

COLBY COLLEGE

International Affairs
Waterville ME 04901
Ph 207-872-3430
Fax 207-872-3555
E-mail mjdenney@colby.edu

*Academic year 1996/97***TOEFL required for academic admission** • 600 undergraduate**Orientation** • required; 2 days campus orientation for international students, part of 7 days orientation for all students**Services** • academic counseling, academic placement, career counseling, computer lab, conversation partners, crosscultural activities, field trips, host family, international student adviser, personal/cultural counseling, recreational activities, visa/tax counseling**ESL Courses***Fall:***A:**

Composing in English, 3 hrs/wk, 16 wk/term

Other information • *Part-time ESL courses open to:* all applicants *Endorsements:* NAFSA principles (HE)

2127

UNIVERSITY OF SOUTHERN MAINE

96 Falmouth Street
PO Box 9300
Portland ME 04104
Ph 800-800-4876, 207-780-4419
Fax 207-780-4933
E-mail bart@usm.maine.edu
URL <http://www.usm.maine.edu>

*Academic year 1996/97***TOEFL required for academic admission** • 500 undergraduate, 550-600 graduate**Orientation** • required; 4-6 days campus orientation for international students**Services** • academic counseling, academic placement, career counseling, computer lab, conversation partners, crosscultural activities, field trips, international student adviser, personal/cultural counseling, recreational activities, visa/tax counseling**ESL Courses***Fall:***I, A:**

Grammar and Writing, 4 hrs/wk, 15 wk/term

A:

College Writing, 3 hrs/wk, 15 wk/term

*Fall, spring:***I, A:**

Reading, Writing, Vocabulary, 6 hrs/wk, 15 wk/term

*Spring:***A:**

Grammar and Writing, 4 hrs/wk, 15 wk/term

Other information • *Part-time ESL courses open to:* dependents, tourists, business personnel *Endorsements:* TESOL standards, NAFSA principles (HE) (P + C)

MARYLAND

2128

ANNE ARUNDEL COMMUNITY COLLEGE

101 College Parkway
Arnold MD 21012
Ph 410-541-2297

Academic year 1996/97

TOEFL required for academic admission • 550 undergraduate *TOEFL waived if student completes the institution's IEP*

Orientation • offered; 1 day campus orientation for both US and international students

Services • academic counseling, academic placement, career counseling, computer lab, conversation partners, crosscultural activities, field trips, housing assistance, international student adviser, personal/cultural counseling, recreational activities

ESL Courses

Fall, spring:

B:
ESL, 6-1/2 hrs/wk, 45 wk/term

I:
ESL, 9-1/2 hrs/wk, 45 wk/term

A:
Composition and Introduction to Literature, 3 hrs/wk, 45 wk/term
Grammar, Reading, Composition, Conversation, 12 hrs/wk, 45 wk/term

Summer:

A:
Grammar, Reading, Composition, Conversation, 7-1/2 hrs/wk

Other information • *Part-time ESL courses open to:* all applicants *Endorsements:* NAFSA principles (HE) (P + C)

2129

COLLEGE OF NOTRE DAME OF MARYLAND

4701 North Charles Street
Baltimore MD 21210
Ph 800-435-0300, 410-532-5566, 410-532-3156
Fax 410-435-5937

Academic year 1995/96

TOEFL required for academic admission • 500 undergraduate, 550 graduate

Orientation • offered; 3-4 days campus orientation for international students, part of 4-5 days orientation for all students

Services • academic counseling, academic placement, visa/tax counseling

ESL Courses

Fall:

A:
Composition for Internationals, 3 hrs/wk, 15 wk/term

Fall, spring:

A:
American Culture and Language, 3 hrs/wk, 15 wk/term

Other information • *Part-time ESL courses open to:* business personnel, special students (HE) (P + C) ▶

2130

UNIVERSITY OF MARYLAND

2140 Taliaferro Hall
College Park MD 20742-1511
Ph 301-405-8634
Fax 301-314-9462
E-mail mm291@umail.umd.edu
URL <http://www.inform.umd.edu/EdRes/>

Academic year 1996/97

TOEFL required for academic admission • 450-550 undergraduate, 450-550 graduate *TOEFL waived if student completes the institution's IEP*

Orientation • offered; 3 days campus orientation for international students

Services • academic counseling, international student adviser

ESL Courses

Fall, spring, summer:

I, A:
English Pronunciation, 2 hrs/wk

ESL, 12 hrs/wk

Oral Communication Skills, 4 hrs/wk

Other information • *Member:* UCIEP (HE) (P + C)

2131

UNIVERSITY OF MARYLAND BALTIMORE COUNTY

English Language Center
Continuing Education
Baltimore MD 21228-5398
Ph 410-455-2831
Fax 410-455-1115
E-mail elc@umbc.edu
URL <http://www.umbc.edu/>

Academic year 1995/96

TOEFL required for academic admission • 550 undergraduate, 550 graduate, 470 for conditional undergraduate admission *TOEFL waived if student completes the institution's IEP*

Orientation • offered; \$65.00 orientation fee; 1 day campus orientation for international students; additional 2-day orientation with US students available

Services • academic counseling, academic placement, airport meeting, career counseling, computer lab, conversation partners, crosscultural activities, housing assistance, international student adviser, personal/cultural counseling, recreational activities, visa/tax counseling

ESL Courses

Fall:

A:
Graduate Speaking/Listening, 3 hrs/wk, 15 wk/term

Fall, spring:

I:
Crosscultural Communication/University Life, 3 hrs/wk, 15 wk/term

I, A:
Reading and Vocabulary Development, 3 hrs/wk, 15 wk/term

Speaking and Listening, 5 hrs/wk, 15 wk/term

Writing and Grammar for Academic Purposes, 3 hrs/wk, 15 wk/term

A:
Graduate Academic Discourse, 3 hrs/wk, 15 wk/term

Spring:

A:
Graduate Oral Presentation/Discussion, 3 hrs/wk, 15 wk/term

Other information • *Part-time ESL courses open to:* all applicants *Endorsements:* TESOL standards, NAFSA principles (HE) (P + C)

MASSACHUSETTS

2132

BERKSHIRE COMMUNITY COLLEGE

West Street
Pittsfield MA 01201
Ph 800-816-1233, 413-499-4660
E-mail dbouvier@mecn.mass.edu

Academic year 1996/97

TOEFL required for academic admission • 450 undergraduate *TOEFL waived if student completes the institution's IEP*

Orientation • offered; 2 weeks campus orientation for international students; 1 day orientation for both US and international students

Services • academic counseling, personal/cultural counseling, workshops on culture shock and re-entry

ESL Courses

Fall, spring:

B, LI:

ESL, 9 hrs/wk, 15 wk/term

LI, I, A:

ESL, 4 hrs/wk, 15 wk/term

Other information • *Part-time ESL courses open to:* all applicants (HE)

2133

BOSTON COLLEGE

140 Commonwealth Avenue
Chestnut Hill MA 02167-3804
Ph 800-360-2522, 617-552-3100
Fax 617-552-0798
URL <http://www.bc.edu>

Academic year 1996/97

TOEFL required for academic admission • 550 undergraduate, 550 graduate

Orientation • offered; \$160.00 orientation fee; 3 days campus orientation for international students

Services • academic counseling, career counseling, international student adviser

ESL Courses

Fall, spring:

I, A:

English for Foreign Students, 3 hrs/wk, 18 wk/term

Other information • (HE)

2134

CLARK UNIVERSITY

950 Main Street
Worcester MA 01610
Ph 508-793-7794
Fax 508-793-7232

Academic year 1996/97

TOEFL required for academic admission • 550 undergraduate, 550 graduate

Orientation • offered; 1 day campus orientation for both US and international students

Services • academic counseling, academic placement, field trips, personal/cultural counseling, recreational activities

ESL Courses

Fall, spring, summer:

B, LI, I, A:

Academic Skills, 5 hrs/wk, 14 wk/term

Expository Writing, 5 hrs/wk, 14 wk/term

Vocabulary and Conversation, 5 hrs/wk, 14 wk/term

Other information • *Part-time ESL courses open to:* dependents, business personnel, Massachusetts residents (HE) (P + C)

2135

COLLEGE OF OUR LADY OF THE ELMS

291 Springfield Street
Chicopee MA 01013-2839
Ph 413-594-2761
Fax 413-592-4871

Academic year 1996/97

TOEFL required for academic admission • 450 undergraduate, 450 graduate

Orientation • offered; 2 days campus orientation for international students, additional 3-day orientation for both US and international students

Services • field trips, host family, personal/cultural counseling

ESL Courses

Fall, spring:

I:

ESL, 3 hrs/wk, 16 wk/term

A:

English for Academic Purposes, 3 hrs/wk, 16 wk/term

Other information • *Part-time ESL courses open to:* dependents, tourists, business personnel *Endorsements:* TESOL standards, NAFSA principles (HE)

2136

ENDICOTT COLLEGE

376 Hale Street
Beverly MA 01915
Ph 508-927-0585
Fax 508-921-0153
E-mail eigo@endicott.edu
URL <http://www.endicott.edu>

Academic year 1996/97

TOEFL required for academic admission • 500 undergraduate, 450 with ESL

Orientation • offered; 2 days campus orientation for both US and international students

Services • academic counseling, crosscultural activities, international student adviser, personal/cultural counseling, recreational activities, internship program

ESL Courses

Fall, spring:

I, A:

Academic Writing, 15 wk/term

Communication for the Health Professions, 15 wk/term

English for Psychology, 15 wk/term

Introduction to the Liberal Arts, 15 wk/term

Listening/Conversation, 15 wk/term

Reading, 15 wk/term

Readings in American Culture, 15 wk/term

Other information • *Part-time ESL courses open to:* business personnel (HE)

316

2137 GORDON COLLEGE

Wenham MA 01984
Ph 508-927-2300
E-mail meyer@faith.gordonc.edu

Academic year 1996/97

TOEFL required for academic admission • 550
undergraduate

Orientation • required; 4 days campus orientation for both
US and international students

Services • academic counseling, conversation partners,
personal/cultural counseling

ESL Courses

Fall:

A:
Developmental Reading/Writing, 3 hrs/wk, 15 wk/term

Other information • (HE)

2138 HARVARD UNIVERSITY SUMMER SCHOOL

Institute for English Language Programs
51 Brattle Street, Department 194
Cambridge MA 02138
Ph 617-495-2693
Fax 617-495-9176
E-mail iel@hudce.harvard.edu
URL <http://www.dce.harvard.edu/iel/default.htm>

Academic year 1996/97

Orientation • offered; 1 day campus orientation for
international students

Services • international student adviser

ESL Courses

Summer:

B:
Workplace Literacy, 5 hrs/wk, 8 wk/term

I, A:
Academic Listening and Speaking, 5 hrs/wk, 8 wk/term
Academic Writing, 5 hrs/wk, 8 wk/term
Listening and Speaking, 5 hrs/wk, 8 wk/term
TOEFL Preparation, 5 hrs/wk, 8 wk/term
TWE Preparation, 5 hrs/wk, 8 wk/term
Writing, 5 hrs/wk, 8 wk/term

A:
Advanced English for Business, 8 hrs/wk, 8 wk/term
Oral Communication Workshop, 5 hrs/wk, 8 wk/term
Writing Styles Workshop, 5 hrs/wk, 8 wk/term

B, LI, I, A:

Integrated Skills, 5 hrs/wk, 8 wk/term
Other information • Harvard University English Language
Placement Test required for admission *Part-time ESL courses*
open to: all applicants, minimum 18 years of age or
secondary school certificate (HE) (P + C)

2139 MIDDLESEX COMMUNITY COLLEGE

33 Kearney Square
Lowell MA 01852
Ph 508-937-5454

Academic year 1996/97

TOEFL required for academic admission • not required

Orientation • offered; 2 hours campus orientation for both
US and international students

Services • academic counseling, language lab

ESL Courses

Fall, spring:

B, LI, I, A:

ESL, 6 hrs/wk, 15 wk/term

Reading for ESL, 3 hrs/wk, 15 wk/term

Writing for ESL, 3 hrs/wk, 15 wk/term

Other information • *Part-time ESL courses open to:* all
applicants (HE)

2140 NEW ENGLAND CONSERVATORY OF MUSIC

290 Huntington Avenue
Boston MA 02115
Ph 617-262-1120
Fax 617-262-0500
URL <http://copernicus.bbn.com/nec>

Academic year 1996/97

TOEFL required for academic admission • 500
undergraduate

Orientation • offered; 2 days campus orientation for
international students, part of 3 days orientation for all
students

Services • academic counseling, academic placement,
conversation partners, field trips, homestay, host family,
international student adviser, personal/cultural counseling,
recreational activities

ESL Courses

Fall, spring:

LI, I:

Semi-Intensive ESL, 14 hrs/wk, 15 wk/term

I, A:

ESL, 2 hrs/wk, 15 wk/term

Other information • 2-1/2 years ESL and support courses
for humanities required of all students (HE)

2141 NORTHERN ESSEX COMMUNITY COLLEGE

Elliott Way
Haverhill MA 01830
Ph 508-374-5821

Academic year 1995/96

TOEFL required for academic admission • 500
undergraduate *TOEFL waived if student completes the*
institution's IEP

Services • academic counseling, academic placement, career
counseling, computer lab, international student adviser,
personal/cultural counseling, recreational activities, visa/tax
counseling

ESL Courses

Fall, spring:

LI:

Pronunciation, 6 hrs/wk, 15 wk/term

A:

Academic English, 6 hrs/wk, 15 wk/term

Academic Reading, 6 hrs/wk, 15 wk/term

Spanish/English Translation, 6 hrs/wk, 15 wk/term

B, LI, I:

Communication, 6 hrs/wk, 15 wk/term

Core English, 6-12 hrs/wk, 15 wk/term

Reading, 6 hrs/wk, 15 wk/term

Summer:

LI:

Pronunciation, 6 hrs/wk, 12 wk/term

A:

Academic English, 6 hrs/wk, 12 wk/term

Academic Reading, 6 hrs/wk, 12 wk/term
 Spanish/English Translation, 6 hrs/wk, 12 wk/term
B, LI, I:

Communication, 6 hrs/wk, 12 wk/term
 Core English, 12 hrs/wk, 12 wk/term
 Reading, 6 hrs/wk, 12 wk/term

Other information • *Part-time ESL courses open to:* dependents, tourists, business personnel *Endorsements:* TESOL standards, NAFSA principles (HE) (P + C)

2142

QUINCY COLLEGE

34 Coddington Street
 Quincy MA 02169
Ph 617-984-1650

Academic year 1995/96

TOEFL required for academic admission • 500 undergraduate

Orientation • offered; 1 day campus orientation for both US and international students

Services • academic counseling, international student adviser

ESL Courses

Fall, spring:

B, LI, I, A:

ESL, 3 hrs/wk, 15 wk/term

Summer:

B, I:

ESL, 8 hrs/wk, 5 wk/term

Other information • Full course offerings in fall and spring semesters, limited coursework in summer *Endorsements:* NAFSA principles (HE)

2143

ROXBURY COMMUNITY COLLEGE

1234 Columbus Avenue
 Boston MA 02120
Ph 617-541-5311
Fax 617-541-0339

Academic year 1996/97

Orientation • offered; 1/2 day campus orientation for both US and international students

Services • academic counseling, academic placement, career counseling, tutoring

ESL Courses

Fall, spring:

B, LI, I, A:

Conversation, 5 hrs/wk, 14 wk/term

ESL, 12 hrs/wk, 14 wk/term

Reading, 3 hrs/wk, 14 wk/term

Writing, 4 hrs/wk, 14 wk/term

Summer:

B, LI, I, A:

Conversation, 5 hrs/wk, 6 wk/term

Reading, 3 hrs/wk, 6 wk/term

Writing, 4 hrs/wk, 6 wk/term

Other information • (HE)

2144

SPRINGFIELD COLLEGE

263 Alden Street
 Springfield MA 01109-3797
Ph 413-748-3671
Fax 413-748-3019

Academic year 1996/97

TOEFL required for academic admission • 525 undergraduate, 550 graduate for foreign students

Orientation • offered; 5 days campus orientation for international students; ESL speaking/listening seminar also offered 3 hours/day for 3 days

Services • academic counseling, academic placement, field trips, personal/cultural counseling, recreational activities, writing center

ESL Courses

Fall, spring:

A:

Great Books, 3 hrs/wk, 15 wk/term

Written and Oral English, 3-6 hrs/wk, 15 wk/term

Other information • *Part-time ESL courses open to:* all applicants (HE) (P + C)

MICHIGAN

2145

CALVIN COLLEGE

3201 Burton Street Southeast
 Grand Rapids MI 49546
Ph 616-957-6000

Academic year 1996/97

TOEFL required for academic admission • 530 undergraduate

Orientation • required; \$20.00 orientation fee; 2 days campus orientation for international students

Services • academic counseling, academic placement, career counseling, computer lab, crosscultural activities, field trips, host family, international student adviser, recreational activities, visa/tax counseling

ESL Courses

Fall, spring:

I, A:

Review of Written ESL, 4 hrs/wk, 14 wk/term

Other information • (HE)

2146

CENTRAL MICHIGAN UNIVERSITY

Mt Pleasant MI
Ph 517-774-2567
Fax 517-774-7106
E-mail 32d7hz7@cmich.edu

Academic year 1996/97

TOEFL required for academic admission • 550 undergraduate, 550 graduate *TOEFL waived if student completes the institution's IEP*

Orientation • required; 5 days campus orientation for international students

Services • academic counseling, academic placement, career counseling, computer lab, conversation partners, crosscultural activities, homestay, host family, housing assistance, international student adviser, personal/cultural counseling, recreational activities, visa/tax counseling

ESL Courses

Fall, spring:

A:

Academic Reading, 3 hrs/wk, 15 wk/term
 Academic Writing, 3 hrs/wk, 15 wk/term
 Listening/Notetaking, 3 hrs/wk, 15 wk/term
 Oral Proficiency, 3 hrs/wk, 15 wk/term
 Spoken English, 3 hrs/wk, 15 wk/term

Other information • Part-time ESL courses open to: dependents, business personnel
Endorsements: TESOL standards, NAFSA principles (HE) (P + C)

2147 DELTA COLLEGE

University Center MI 48710
Ph 517-686-9160
Fax 517-686-8736

Academic year 1995/96

TOEFL required for academic admission • 425-450 undergraduate

Orientation • offered; 1 day campus orientation for both US and international students

Services • academic counseling, homestay, personal/cultural counseling

ESL Courses

Fall:

LI, I:

ESL, 5 hrs/wk

Winter:

I, A:

ESL, 3 hrs/wk

Other information • Part-time ESL courses open to: dependents, tourists, business personnel, local residents
Endorsements: TESOL standards, NAFSA principles (HE)

2148 MADONNA UNIVERSITY

36600 Schoolcraft Road
 Livonia MI 48150-1173
Ph 313-432-5636
Fax 313-432-5393
E-mail julius@smtp.munet.edu

Academic year 1996/97

TOEFL required for academic admission • 475 undergraduate
TOEFL waived if student completes the institution's IEP

Orientation • required; 1/2 day campus orientation for both US and international students; additional 1-1/2 day orientation for international students only

Services • academic counseling, academic placement, computer lab, conversation partners, crosscultural activities, field trips, homestay, housing assistance, international student adviser, personal/cultural counseling, recreational activities

ESL Courses

Fall, winter, spring:

B, LI, I, A:

Grammar, 3 hrs/wk, 15 wk/term
 Oral Communication, 3 hrs/wk, 15 wk/term
 Reading, 3 hrs/wk, 15 wk/term
 Written Communication, 3 hrs/wk, 15 wk/term

Other information • Part-time ESL courses open to: continuing education students
Endorsements: TESOL standards, NAFSA principles (HE)

2149 MICHIGAN STATE UNIVERSITY

Center for International Programs
 Room 1
 East Lansing MI 48824-1035
Ph 517-353-0800
Fax 517-336-1149

Academic year 1995/96

TOEFL required for academic admission • 450-550 undergraduate, 520-550 graduate
TOEFL waived if student completes the institution's IEP

Orientation • offered; 1/2 day campus orientation for international students

Services • academic counseling, academic placement, field trips, homestay, personal/cultural counseling, recreational activities

ESL Courses

Fall, spring, summer:

B, LI, I, A:

Supplemental ESL, 5 hrs/wk, 10 wk/term

Other information • Part-time ESL courses open to: all applicants
Member: UCIEP (HE) (P + C)

2150 OAKLAND COMMUNITY COLLEGE

27055 Orchard Lake Road
 Farmington Hills MI 48334
Ph 810-471-7790, 810-471-7544
E-mail kmemmene@occ.bitnet

Academic year 1996/97

Services • academic counseling, academic placement, personal/cultural counseling, tutoring, TOEFL preparation

ESL Courses

Fall, spring:

B, LI, I, A:

ESL, 12 hrs/wk, 15 wk/term

Summer:

B, LI, I, A:

ESL, 12 hrs/wk, 8 wk/term

Other information • Part-time ESL courses open to: all applicants
Endorsements: TESOL standards, NAFSA principles (HE)

2151 SAGINAW VALLEY STATE UNIVERSITY

Office of International Programs
 7400 Bay Road
 University Center MI 48710
Ph 517-790-4473
Fax 517-791-7732
E-mail hamrick@tardis.svsu.edu

Academic year 1996/97

TOEFL required for academic admission • *TOEFL waived if student completes the institution's IEP*

Orientation • offered; 1-2 days campus orientation for international students

Services • academic counseling, academic placement, career counseling, computer lab, conversation partners, crosscultural activities, field trips, housing assistance, international student adviser, personal/cultural counseling, recreational activities, visa/tax counseling

ESL Courses

Fall:

I:

ESL, 4 hrs/wk, 15 wk/term

Spring:

A:

Readings in Literature, 3 hrs/wk, 15 wk/term

Other information • *Part-time ESL courses open to:* dependents, tourists, business personnel *Endorsements:* TESOL standards, NAFSA principles (HE) (P + C)

2152

SOUTHWESTERN MICHIGAN COLLEGE

58900 Cherry Grove Road
Dowagiac MI 49047

Ph 616-782-5113

Fax 616-782-8414

Academic year 1996/97

Orientation • required; 1 day campus orientation for international students

Services • academic counseling, academic placement, computer lab, crosscultural activities, international student adviser, personal/cultural counseling

ESL Courses

Fall, winter, spring, summer:

LI, I, A:

Discourse, 4 hrs/wk, 16 wk/term

Grammar and Writing, 4 hrs/wk, 16 wk/term

Reading, 4 hrs/wk, 16 wk/term

Other information • *Part-time ESL courses open to:* dependents, business personnel, holders of J visas, refugees, permanent residents (HE)

2153

SUOMI COLLEGE

Hancock MI 49930

Ph 800-682-7604, 906-487-7326

Fax 906-487-7326

E-mail ewiard@.lopez.marquette.ml.us

Academic year 1996/97

TOEFL required for academic admission • not required

Orientation • offered; 2 weeks campus orientation for international students and travel program; total orientation fee with travel \$1,200.00

Services • academic counseling, field trips, personal/cultural counseling, recreational activities

ESL Courses

Fall:

B, LI:

Reading, 8 hrs/wk, 15 wk/term

Writing, 8 hrs/wk, 15 wk/term

Fall, spring:

A:

English, 4 hrs/wk, 15 wk/term

B, I:

Conversation, 5 hrs/wk, 15 wk/term

Pronunciation, 3 hrs/wk, 15 wk/term

Spring:

I:

Reading, 8 hrs/wk, 15 wk/term

Writing, 8 hrs/wk, 15 wk/term

Other information • *Part-time ESL courses open to:* dependents, business personnel *Endorsements:* NAFSA principles (HE)

2154

UNIVERSITY OF MICHIGAN-ANN ARBOR

3004 North University Building
Ann Arbor MI 48109-1057

Ph 313-763-5892

Fax 313-763-0369

E-mail cagm@umich.edu

Academic year 1996/97

TOEFL required for academic admission • 560 undergraduate, 560 graduate

Services • personal/cultural counseling, recreational activities, speaking clinic, writing lab

ESL Courses

Discussion and Oral Argumentation, 1-1/2 hrs/wk, 13 wk/term

Integrated Academic Skills, 4 hrs/wk, 10 wk/term

Reading and Vocabulary Development, 1-1/2 hrs/wk, 13 wk/term

Voice and Articulation, 2 hrs/wk, 13 wk/term

Spring, summer:

International Teaching Assistants Workshop, 25 hrs/wk, 3 wk/term

Other information • 27 English language courses offered for international students *Part-time ESL courses open to:* visiting scholars (HE) (P + C)

2155

WAYNE STATE UNIVERSITY

351 Manoogian Hall

Detroit MI 48202

Ph 313-577-2729

Fax 313-577-2738

Academic year 1996/97

TOEFL required for academic admission • 550 undergraduate, 550 graduate *TOEFL waived if student completes the institution's IEP*

Orientation • offered; 1-2 days campus orientation for international students

Services • academic counseling, academic placement, career counseling, conversation partners, crosscultural activities, field trips, host family, international student adviser, personal/cultural counseling, recreational activities

ESL Courses

Fall, winter, spring:

A:

Oral Skills for Foreign Teaching Assistants, 4 hrs/wk, 15 wk/term

B, LI, I, A:

Read/Write/Grammar/Speaking/Listening/Labs, 3-12 hrs/wk, 15 wk/term

Other information • *Part-time ESL courses open to:* all applicants with secondary school certificate *Member:* UCIEP *Endorsements:* TESOL standards, NAFSA principles (HE) (P + C) ■

2156

WESTERN MICHIGAN UNIVERSITY

Kalamazoo MI 49008

Ph 616-387-4800

Fax 616-387-4806

E-mail laura.latulippe@wmich.edu

URL <http://www.wmich.edu/oiss>

Academic year 1995/96

TOEFL required for academic admission • 500
undergraduate, 500 graduate

Orientation • offered; \$100.00 orientation fee; 1 week
campus orientation for international students

Services • academic counseling, personal/cultural
counseling

ESL Courses

Fall, winter:

A:
Reading/Writing for International Students, 10 hrs/wk,
14 wk/term

Speaking/Listening for International Students, 5 hrs/wk,
14 wk/term

Spring:

A:
Reading/Writing for International Students, 10 hrs/wk, 6 wk/
term

Speaking/Listening for International Students, 5 hrs/wk, 6
wk/term

Other information • *Member:* UCIEP, AAIEP *Endorsements:*
TESOL standards (HE) (P + C)

ESL Courses

Fall, winter:

LI, I:

Basic Grammar and Usage, 4 hrs/wk, 12 wk/term
Fall, winter, spring:

LI, I:

English for Internationals, 4 hrs/wk, 12 wk/term
Winter, spring:

LI, I:

Reading and Vocabulary, 5 hrs/wk, 12 wk/term
Spring:

A:

English for Internationals, 4 hrs/wk, 12 wk/term
Literary Impressions, 4 hrs/wk, 12 wk/term

Other information • *Part-time ESL courses open to:*
dependents, tourists, business personnel (HE)

2159

SAINT CLOUD STATE UNIVERSITY

720 Fourth Avenue South
St Cloud MN 56301

Ph 612-255-4956

Fax 612-654-5371

E-mail nobinson@tigger.stcloud.msus.edu

Academic year 1996/97

TOEFL required for academic admission • 475
undergraduate, 550 graduate

Orientation • offered; 4-credit orientation course required
for entering students

Services • academic counseling

ESL Courses

Fall, winter, spring:

I:

Listening for Academic Purposes, 4 hrs/wk, 10 wk/term

I, A:

Reading, 4 hrs/wk, 10 wk/term

Writing, 4 hrs/wk, 10 wk/term

Other information • *Part-time ESL courses open to:*
dependents (HE)

2160

SAINT OLAF COLLEGE

Northfield MN 55057

Ph 800-800-3025, 507-645-7842, 507-646-3571

Fax 507-646-3549

Academic year 1996/97

TOEFL required for academic admission • 550
undergraduate

Orientation • offered; 5 days campus orientation for
international students, part of 3 days orientation for all
students

Services • academic counseling, career counseling,
conversation partners, crosscultural activities, field trips,
international student adviser, personal/cultural counseling,
recreational activities

ESL Courses

Fall:

I, A:

ESL, 3 hrs/wk, 17 wk/term

Spring:

I, A:

Individual Tutoring Program/English Project

Other information • (HE)

MINNESOTA

2157

**MINNEAPOLIS COMMUNITY AND TECHNICAL
COLLEGE**

1501 Hennepin Avenue
Minneapolis MN 55403

Ph 612-341-7040

Fax 612-341-7075

Academic year 1996/97

TOEFL required for academic admission • 500
undergraduate *TOEFL waived if student completes the
institution's IEP*

Orientation • offered; 1 day campus orientation for
international students

Services • academic counseling, crosscultural activities,
personal/cultural counseling, recreational activities

ESL Courses

Fall, winter, spring:

A:

Language Arts, 4 hrs/wk, 11 wk/term

Reading, 5 hrs/wk, 11 wk/term

Writing, 4 hrs/wk, 11 wk/term

Other information • *Part-time ESL courses open to:*
dependents, tourists, business personnel (HE)

2158

**ROCHESTER COMMUNITY AND TECHNICAL
COLLEGE**

851 30th Avenue Southeast
Rochester MN 55904-4999

Ph 507-280-2968, 507-285-7210

Fax 507-285-7496

Academic year 1996/97

TOEFL required for academic admission • 550
undergraduate

Orientation • offered; 1 day campus orientation for both US
and international students

Services • crosscultural activities, recreational activities

MISSISSIPPI

2161

MISSISSIPPI STATE UNIVERSITY

PO Box 5247 ESL Center
Mississippi State MS 39762
Ph 601-325-2627, 601-325-2648
Fax 601-325-8652
E-mail agrow@ce.msstate.edu

Academic year 1996/97

TOEFL required for academic admission • 525
undergraduate *TOEFL waived if student completes the institution's IEP*

Orientation • offered; 2 days campus orientation for international students

Services • academic counseling, academic placement, field trips, personal/cultural counseling, recreational activities

ESL Courses

Fall, spring:

B, LI, I:

ESL, 3-5 hrs/wk, 16 wk/term

Fall, spring, summer:

A:

English Composition, 3 hrs/wk, 16 wk/term

Other information • *Part-time ESL courses open to:* dependents, tourists, business personnel *Endorsements:* TESOL standards, NAFSA principles (HE) (P + C)

2162

UNIVERSITY OF MISSISSIPPI

International Programs
University MS 38677
Ph 601-232-7404
Fax 601-232-7486
E-mail ipdept@sunset.backbone.olemiss.edu
URL <http://www.olemiss.edu>

Academic year 1996/97

TOEFL required for academic admission • 525-550
undergraduate, 525-550 graduate

Orientation • offered; 2 evenings campus orientation for international students, part of 2 days orientation for all students

Services • academic counseling, conversation partners, crosscultural activities, field trips, international student adviser, personal/cultural counseling

ESL Courses

Fall, spring:

I, A:

Conversation, 5 hrs/wk, 16 wk/term

Grammar, 5 hrs/wk, 16 wk/term

Pronunciation, 5 hrs/wk, 16 wk/term

Reading/Writing, 5 hrs/wk, 16 wk/term

TOEFL Preparation, 5 hrs/wk, 16 wk/term

A:

ESL, 3 hrs/wk, 16 wk/term

Summer:

I, A:

Conversation, 5 hrs/wk, 10 wk/term

Grammar, 5 hrs/wk, 10 wk/term

Pronunciation, 5 hrs/wk, 10 wk/term

Reading/Writing, 5 hrs/wk, 10 wk/term

TOEFL Preparation, 5 hrs/wk, 10 wk/term

Other information • *Endorsements:* TESOL standards, NAFSA principles (HE) (P + C)

MISSOURI

2163

CENTRAL MISSOURI STATE UNIVERSITY

International Center
Union 224
Warrensburg MO 64093-5180
Ph 816-543-4195
Fax 816-543-4201
E-mail jstevens@cmsuvm.cmsu.edu

Academic year 1995/96

TOEFL required for academic admission • 500
undergraduate, 550 graduate *TOEFL waived if student completes the institution's IEP*

Orientation • offered; 5 days campus orientation for international students

Services • academic counseling, career counseling, personal/cultural counseling, recreational activities, workshops on various topics

ESL Courses

Fall, spring:

I:

Communication Skills in ESL, 5 hrs/wk, 15 wk/term

Expository Communication in ESL, 3 hrs/wk, 15 wk/term

Other information • *Part-time ESL courses open to:* dependents *Endorsements:* TESOL standards, NAFSA principles (HE) (P + C)

2164

FONTBONNE COLLEGE

6800 Wydown
St Louis MO 63105
Ph 314-889-4509
Fax 314-889-1451

Academic year 1996/97

TOEFL required for academic admission • 500
undergraduate, 520 graduate

Orientation • required; 1 day campus orientation for both US and international students

Services • academic counseling, academic placement, career counseling, computer lab, crosscultural activities, field trips, international student adviser, recreational activities, visa/tax counseling

ESL Courses

Fall, spring:

I:

Listening/Speaking-Oral/Written Communication, 3 hrs/wk, 16 wk/term

Other information • *Endorsements:* NAFSA principles (HE)

2165

NORTHEAST MISSOURI STATE UNIVERSITY

International Student Office
KB120
Kirksville MO 63501-9980
Ph 816-785-4215

Academic year 1996/97

TOEFL required for academic admission • 500
undergraduate, 550 graduate

Orientation • offered; 1 week campus orientation for both US and international students

Services • international student adviser

ESL Courses

Fall, spring:

I, A:

English, 6 hrs/wk, 15 wk/term

Other information • Endorsements: NAFSA principles (HE)**2166****SAINT LOUIS UNIVERSITY**

McGannon Hall 224
3750 Lindell Boulevard
St Louis MO 63108
Ph 314-977-3200
Fax 314-977-2999

*Academic year 1996/97***TOEFL required for academic admission • 500**
undergraduate**Orientation •** offered; 1/2 day campus orientation for international students, part of 3 days orientation for all students**Services •** academic counseling, career counseling, crosscultural activities, host family, international student adviser, personal/cultural counseling**ESL Courses**

Fall, spring:

I:

College Composition, 3 hrs/wk, 15 wk/term

A:

Composition, 4 hrs/wk, 15 wk/term
Conversation/Pronunciation, 2 hrs/wk, 15 wk/term
Graduate Composition, 6 hrs/wk, 15 wk/term
Introduction to Literature, 3 hrs/wk, 15 wk/term
Parttime English, 8 hrs/wk, 15 wk/term
Reading and Writing, 3 hrs/wk, 15 wk/term

Fall, spring, summer:

A:

Graduate Research Paper Composition

Summer:

I:

College Composition, 5 hrs/wk, 8 wk/term

A:

Graduate Composition, 5 hrs/wk, 8 wk/term
Parttime English, 8 hrs/wk, 8 wk/term

Other information • Part-time ESL courses open to: all applicants **Endorsements:** TESOL standards (HE) (P + C) ▶**2167****UNIVERSITY OF MISSOURI, COLUMBIA**

208 McReynolds Hall
Columbia MO 65211
Ph 573-882-7523
Fax 573-882-0360
E-mail iepumc@showme.missouri.edu
URL <http://www.missouri.edu>

*Academic year 1996/97***TOEFL required for academic admission • 500**
undergraduate, 500 graduate, higher for some departments
TOEFL waived if student completes the institution's IEP**Orientation •** offered; 5 days campus orientation for international students in fall; 1 day orientation for international students in winter and summer**Services •** academic counseling, career counseling, crosscultural activities, host family, international student adviser, personal/cultural counseling, recreational activities, international student associations**ESL Courses**

Fall, winter:

I:

Reading and Vocabulary Skills, 5 hrs/wk, 16 wk/term

I, A:

Grammar and Composition, 5 hrs/wk, 16 wk/term

A:

Oral Communication, 5 hrs/wk, 16 wk/term

Summer:

I, A:

Grammar and Composition, 10 hrs/wk, 8 wk/term

A:

Oral Communication, 10 hrs/wk, 8 wk/term

Other information • Part-time ESL courses open to: all applicants with adequate English language proficiency (HE) (P + C) ▶**2168****UNIVERSITY OF MISSOURI, ROLLA**

108 Norwood Hall
Rolla MO 65401-0160
Ph 573-341-6147
Fax 573-341-6333

*Academic year 1995/96***Orientation •** required; 1/2 day campus orientation for international students**Services •** academic counseling, academic placement, career counseling, computer lab, conversation partners, crosscultural activities, field trips, host family, housing assistance, international student adviser, personal/cultural counseling, visa/tax counseling**ESL Courses**

Fall, spring:

I:

ESL I (variable hours), 16 wk/term

I, A:

ESL, 3 hrs/wk, 16 wk/term
Principles of Speech, 3 hrs/wk, 16 wk/term

Other information • Part-time ESL courses open to: dependents, tourists, business personnel (HE) (P + C)**2169****WASHINGTON UNIVERSITY**

Box 1083
1 Brookings Drive
St Louis MO 63130
Ph 314-935-5966
Fax 314-935-4075
E-mail wendyhf@wustl.edu

*Academic year 1995/96***TOEFL required for academic admission • 550**
undergraduate, 550 graduate **TOEFL waived if student completes the institution's IEP****Orientation •** offered; 3 days campus orientation for international students, part of 5 days orientation for all students**Services •** academic counseling, academic placement, career counseling, conversation partners, crosscultural activities, field trips, host family, international student adviser, personal/cultural counseling, recreational activities**ESL Courses**

Fall:

A:

English for Academic and Seminar Speaking, 2 hrs/wk, 16 wk/term

English for Science and Technology, 3 hrs/wk, 16 wk/term
Fall, spring:

A:
 ESL, 3 hrs/wk, 16 wk/term
 Research Writing, 2 hrs/wk, 16 wk/term
Spring, summer:

A:
 Oral Presentation Skills, 2 hrs/wk, 16 wk/term
Other information • *Part-time ESL courses open to:* all applicants *Endorsements:* TESOL standards, NAFSA principles (HE) (P + C)

2170
WESTMINSTER COLLEGE

Off-Campus Studies
 501 Westminster Avenue
 Fulton MO 65251
Ph 573-592-1265
Fax 573-592-1217
E-mail lpickle@micro.wcmo.edu

Academic year 1996/97
TOEFL required for academic admission • 550 undergraduate *TOEFL waived if student completes the institution's IEP*
Orientation • offered; 1 day campus orientation for international students, part of 3 days orientation for all students
Services • academic counseling, academic placement, career counseling, computer lab, conversation partners, crosscultural activities, field trips, homestay, housing assistance, international student adviser, recreational activities
ESL Courses
Fall:
II, I:
 College Language and Study Strategies, 3 hrs/wk, 15 wk/term
Fall, spring:
I, A:
 Individualized Language Study, 1-2 hrs/wk, 15 wk/term
Other information • *Endorsements:* NAFSA principles (HE)

MONTANA

2171
MONTANA STATE UNIVERSITY

14 Hamilton Hall
 Bozeman MT 59717
Ph 406-585-9832
Fax 406-585-9838
E-mail ielimsu@aol.com

Academic year 1996/97
TOEFL required for academic admission • 525 undergraduate, 550 graduate *TOEFL waived if student completes the institution's IEP*
Orientation • offered; 2 days campus orientation for international students; 1-credit orientation course available
Services • airport meeting, conversation partners, host family, housing assistance, conversation class for spouses

ESL Courses
Fall, spring:
II, I, A:
 Advanced Speaking, 24 hrs/wk, 7 wk/term
 Grammar, Reading, Writing, Pronunciation, 24 hrs/wk, 7 wk/term
 TOEFL Preparation, 24 hrs/wk, 7 wk/term
 US Culture and Communication, 24 hrs/wk, 7 wk/term
Other information • *Part-time ESL courses open to:* all applicants *Endorsements:* TESOL standards, NAFSA principles (HE)

2172
UNIVERSITY OF MONTANA

Foreign Student Services
 Lodge 148
 Missoula MT 59812
Ph 406-243-2226
Fax 406-243-6115
E-mail admisss@selway.umt.edu
URL http://www.umt.edu/nss/eli.htm

Academic year 1995/96
TOEFL required for academic admission • 500 undergraduate, 525-600 graduate
Orientation • offered; 2 days campus orientation for international students, part of 4 days orientation for all students
Services • academic counseling, crosscultural activities, field trips, personal/cultural counseling, recreational activities, peer assistance program
ESL Courses
Fall, spring:
I, A:
 English for Foreign Students, 3 hrs/wk, 10 wk/term
Other information • (HE)

NEBRASKA

2173
CREIGHTON UNIVERSITY

2500 California Plaza
 Omaha NE 68178
Ph 402-280-2595
Fax 402-280-2211
E-mail mkb@creighton.edu
URL http://www.creighton.edu

Academic year 1996/97
TOEFL required for academic admission • 500 undergraduate, 550 graduate *TOEFL waived if student completes the institution's IEP*
Orientation • offered; 1 day campus orientation for international students, part of 4 day orientation for all students
Services • academic counseling, crosscultural activities, field trips, host family, international student adviser, personal/cultural counseling, recreational activities, friendship families, international student association
ESL Courses
Fall:
A:
 Writing in ESL, 3 hrs/wk, 15 wk/term
Fall, winter, spring, summer:

A:
Reading, 5 hrs/wk, 8 wk/term
Writing, 5 hrs/wk, 8 wk/term

Spring:

A:
Writing Research Papers in ESL, 3 hrs/wk, 15 wk/term
Other information • *Part-time ESL courses open to:* all applicants with secondary school certificate and TOEFL 350 or higher *Member:* AAIEP *Endorsements:* TESOL standards, NAFSA principles (HE) (P + C)

2174
METROPOLITAN COMMUNITY COLLEGE

PO Box 3777
Omaha NE 68103-0777
Ph 800-228-9553, 402-449-8482
Fax 402-449-8319
E-mail bvelazquez@metro.mccneb.edu

Academic year 1996/97
TOEFL required for academic admission • 500 undergraduate
Orientation • offered; 1/2 day campus orientation for both US and international students
Services • academic counseling, career counseling, crosscultural activities, tutoring, library, learning center assistance

ESL Courses
Fall, winter, spring, summer:

LI:
Phonics Skills and Diction, 3 hrs/wk, 11 wk/term

LI, I:
ESL Grammar, 6 hrs/wk, 11 wk/term

I, A:
Conversational English, 3 hrs/wk, 11 wk/term
Writing Skills, 6 hrs/wk, 11 wk/term

A:
Test Preparation for International Students, 3 hrs/wk, 11 wk/term

Other information • *Part-time ESL courses open to:* dependents, tourists, business personnel (HE)

2175
NORTHEAST COMMUNITY COLLEGE

801 East Benjamin Avenue
Norfolk NE 68702-0469
Ph 800-348-9033, 402-644-0511
Fax 402-644-0650

Academic year 1996/97
TOEFL required for academic admission • not required
Orientation • offered; 1 day campus orientation for both US and international students

Services • academic counseling, ACT testing site, asset testing

ESL Courses
Fall, spring:

B, LI, I, A:
ESL, 8 hrs/wk

Other information • *Part-time ESL courses open to:* all applicants *Endorsements:* TESOL standards (HE)

2176
UNIVERSITY OF NEBRASKA AT OMAHA

International Studies and Programs
Omaha NE 68182-0259
Ph 402-554-2293
Fax 402-554-2949
E-mail world@unomaha.edu
URL <http://www.unomaha.edu/~world/>

Academic year 1996/97
TOEFL required for academic admission • 500 undergraduate, 550 graduate, 487 and recommendation of IEP director for undergraduates acceptable
Orientation • offered; 2 days campus orientation for international students

Services • host family, personal/cultural counseling
ESL Courses

Fall, spring:
I, A:
ESL, 3 hrs/wk, 16 wk/term

A:
English Composition, 3 hrs/wk, 16 wk/term
Reading Improvement, 2 hrs/wk, 16 wk/term
Other information • *Endorsements:* TESOL standards, NAFSA principles (HE) (P + C)

2177
UNIVERSITY OF NEBRASKA, LINCOLN

310 Andrews Hall
Lincoln NE 68588-0301
Ph 402-472-1884
Fax 402-472-4636

Academic year 1996/97
TOEFL required for academic admission • 525 undergraduate, 500-600 graduate *TOEFL waived if student completes the institution's IEP*

Orientation • offered; 1 week campus orientation for international students

ESL Courses
Fall, spring:

I, A:
ESL, 3-5 hrs/wk, 15 wk/term

Other information • *Part-time ESL courses open to:* residents *Endorsements:* TESOL standards, NAFSA principles (HE) (P + C)

2178
UNIVERSITY OF NEBRASKA-KEARNEY

Modern Languages
International Education
Kearney NE 68849
Ph 308-865-8536, 308-865-8246
Fax 308-865-8806
E-mail fox@platte.unk.edu
URL <http://www.unk.edu>

Academic year 1996/97
TOEFL required for academic admission • 500 undergraduate, 550 graduate
Orientation • offered; 1 day campus orientation for both US and international students
Services • international student adviser

ESL Courses

Fall, spring:

I, A:

ESL, 3 hrs/wk, 16 wk/term

Other information • ESL courses are for first-year students (HE)

NEVADA

2179

TRUCKEE MEADOWS COMMUNITY COLLEGE

7000 Dandini Boulevard
Reno NV 89512-3999

Ph 702-673-7093

Fax 702-673-7275

Academic year 1996/97

TOEFL required for academic admission • 500 undergraduate

Orientation • offered; 1/2 day campus orientation for both US and international students

Services • international student adviser

ESL Courses

Fall, spring:

II, I:

ESL, 3 hrs/wk, 16 wk/term

A:

Composition for Non-Native Speakers, 3 hrs/wk, 16 wk/term

Other information • *Part-time ESL courses open to:* dependents, tourists, business personnel (HE)

2180

UNIVERSITY OF NEVADA, RENO

127 Mackay Science Building
Reno NV 89557-0125

Ph 702-784-6075

Fax 702-784-4015

E-mail ielc@scs.unr.edu

Academic year 1996/97

TOEFL required for academic admission • 500 undergraduate, 500 graduate *TOEFL waived for undergraduates who complete the institution's IEP*

Orientation • offered; 2 days campus orientation for international students

Services • academic counseling, personal/cultural counseling

ESL Courses

Fall, spring:

A:

Listening, 3 hrs/wk, 16 wk/term

Reading, 3 hrs/wk, 16 wk/term

Speaking, 3 hrs/wk, 16 wk/term

Writing, 3 hrs/wk, 16 wk/term

Other information • *Member. AAIEP Endorsements:* TESOL standards, NAFSA principles (HE) (P + C)

2181

WESTERN NEVADA COMMUNITY COLLEGE

2201 West College Parkway
Carson City NV 89703

Ph 702-887-3102

Fax 702-887-3175

E-mail patterso@scs.unr.edu

Academic year 1996/97

TOEFL required for academic admission • not required

ESL Courses

Fall, spring:

I:

Computer Literacy, 4 hrs/wk, 12 wk/term

Keyboarding, 4 hrs/wk, 12 wk/term

Word Perfect, 4 hrs/wk, 12 wk/term

A:

Skills for the International Student, 4 hrs/wk, 12 wk/term

B, II, I, A:

ESL, 4 hrs/wk, 12 wk/term

Summer:

I:

Computer Literacy, 6 hrs/wk, 7 wk/term

Keyboarding, 6 hrs/wk, 7 wk/term

Word Perfect, 6 hrs/wk, 7 wk/term

A:

Skills for the International Student, 6 hrs/wk, 7 wk/term

B, II, I, A:

ESL, 6 hrs/wk, 7 wk/term

Other information • *Part-time ESL courses open to:* dependents, residents (HE)

NEW HAMPSHIRE

2182

NEW ENGLAND COLLEGE

English Language Resource Room
Spaulding Center

Henniker NH 03242

Ph 603-428-2359

Fax 603-428-7230

E-mail lmp@necl.nec.edu

Academic year 1996/97

TOEFL required for academic admission • TOEFL or other evidence of English proficiency required *TOEFL waived if student completes the institution's IEP*

Orientation • offered; \$75.00 orientation fee; 10 days campus orientation for international students; orientation course offered 2 hours/week during semester

Services • academic counseling, crosscultural activities, personal/cultural counseling, resource room, skills center

ESL Courses

Fall, spring:

I:

ESL, 10 hrs/wk, 15 wk/term

A:

Communication Skills, 3 hrs/wk, 15 wk/term

ESL, 3 hrs/wk, 15 wk/term

Other information • *Endorsements:* NAFSA principles (HE)

2183 UNIVERSITY OF NEW HAMPSHIRE

Department of English
Hamilton Smith Hall
Durham NH 03824
Ph 603-862-3996
Fax 603-862-3563
E-mail karl.diller@unh.edu

Academic year 1996/97

TOEFL required for academic admission • 550 undergraduate, 550 graduate

Orientation • offered; 3 days campus orientation for international students

Services • academic counseling, academic placement, career counseling, conversation partners, crosscultural activities, field trips, homestay, host family, international student adviser, personal/cultural counseling, recreational activities

ESL Courses

Fall, spring, summer:

I, A:

ESL for Graduate Students, 3 hrs/wk, 15 wk/term

A:

Freshman Composition for Foreign Students, 3 hrs/wk, 15 wk/term

LI, I, A:

ESL, 3 hrs/wk, 15 wk/term

Other information • *Part-time ESL courses open to:* all applicants *Endorsements:* TESOL standards (HE)

NEW JERSEY

2184 CENTENARY COLLEGE

400 Jefferson Street
Hackettstown NJ 07840
Ph 800-236-8679, 908-852-1400
Fax 908-850-9508

Academic year 1995/96

TOEFL required for academic admission • 450 undergraduate *TOEFL waived if student completes the institution's IEP*

Orientation • offered; 4 days campus orientation for international students

Services • academic counseling, field trips, homestay, host family, international student adviser, personal/cultural counseling, recreational activities

ESL Courses

Fall:

LI:

ESL, 3 hrs/wk, 14 wk/term

A:

English Plus, 3 hrs/wk, 14 wk/term

Reading and Conversation, 3 hrs/wk, 14 wk/term

Fall, spring:

I:

American Culture, 3 hrs/wk, 14 wk/term

ESL, 3 hrs/wk, 14 wk/term

Fall, spring, summer:

B:

Fundamentals of English, 3 hrs/wk, 14 wk/term

Spring:

A:

Advanced ESL, 3 hrs/wk, 14 wk/term

Other information • *Part-time ESL courses open to:* dependents, business personnel *Endorsements:* TESOL standards, NAFSA principles (HE) (P + C)

2185 HUDSON COUNTY COMMUNITY COLLEGE

6515 Polk Street
West New York NJ 07093
Ph 201-714-5996
Fax 201-898-9735

Academic year 1996/97

Services • academic counseling, academic placement, career counseling, computer lab, conversation partners, crosscultural activities, field trips, personal/cultural counseling, recreational activities

ESL Courses

Fall, spring:

B:

Introduction to ESL: Grammar, 3 hrs/wk, 15 wk/term

Introduction to ESL: Listening and Speaking, 3 hrs/wk, 15 wk/term

Introduction to ESL: Reading, 3 hrs/wk, 15 wk/term

Introduction to ESL: Writing, 3 hrs/wk, 15 wk/term

I, A:

Grammar, 3 hrs/wk, 15 wk/term

Listening and Speaking, 3 hrs/wk, 15 wk/term

Reading, 3 hrs/wk, 15 wk/term

Writing, 3 hrs/wk, 15 wk/term

A:

Grammar/Writing, 3 hrs/wk, 15 wk/term

Reading/Writing, 3 hrs/wk, 15 wk/term

Research and Study Skills, 3 hrs/wk, 15 wk/term

Speech, 3 hrs/wk, 15 wk/term

Summer:

B:

Grammar, 3 hrs/wk

Listening and Speaking, 3 hrs/wk

Reading, 3 hrs/wk

Writing, 3 hrs/wk

Other information • Placement is by CELT scores *Part-time ESL courses open to:* dependents, grant-funded members of the community *Endorsements:* TESOL standards, NAFSA principles (HE)

2186 MERCER COUNTY COMMUNITY COLLEGE

1200 Old Trenton Road
Trenton NJ 08690
Ph 609-586-4800
Fax 609-588-3778

Academic year 1996/97

TOEFL required for academic admission • 450 undergraduate

Orientation • offered; 1/2 day campus orientation for international students, part of 1 day orientation for all students

Services • academic counseling, academic placement, career counseling, international student adviser

ESL Courses

Fall, spring:

I:

Conversation, 5 hrs/wk

Grammar, 5 hrs/wk

I, A:

Composition, 5 hrs/wk

A:
Pronunciation, 5 hrs/wk
Reading/Critical Thinking, 5 hrs/wk
Other information • All classes include 3 hours lecture, 2 hours lab; limited offerings in summer *Part-time ESL courses open to:* all applicants (HE)

2187
MIDDLESEX COUNTY COLLEGE

JLC 237
155 Mill Road
Edison NJ 08818
Ph 908-906-2597

Academic year 1996/97
TOEFL required for academic admission • not required
Orientation • offered; 2 days campus orientation for both US and international students
Services • academic counseling, academic placement, personal/cultural counseling, recreational activities
ESL Courses
Fall, spring:
A:
ESL, 4-8 hrs/wk, 14 wk/term
Summer:
A:
ESL, 4-8 hrs/wk, 8 wk/term
Other information • *Part-time ESL courses open to:* all applicants *Endorsements:* TESOL standards, NAFA principles (HE) (P + C)

2188
OCEAN COUNTY COLLEGE

Toms River NJ 08754
Ph 908-255-4000
Fax 908-255-0444

Academic year 1996/97
TOEFL required for academic admission • 500 undergraduate
Orientation • offered; 1/2 day campus orientation for both US and international students
Services • academic counseling, TOEFL preparation, CAI, language lab
ESL Courses
Fall, spring:
LI, I:
Conversation, 3 hrs/wk, 15 wk/term
I:
Listening and Speaking, 3 hrs/wk, 15 wk/term
I, A:
Grammar, 3 hrs/wk, 15 wk/term
Reading and Writing, 3 hrs/wk, 15 wk/term
Other information • *Part-time ESL courses open to:* all applicants (HE)

2189
RAMAPO COLLEGE OF NEW JERSEY

505 Ramapo Valley Road
Mahwah NJ 07430-1680
Ph 201-529-7500
Fax 201-529-7508
URL <http://www.ramapo.edu/>

Academic year 1995/96
TOEFL required for academic admission • not required
Orientation • offered; campus orientation for international students
Services • academic counseling, international student adviser
ESL Courses
Fall, spring:
I:
Grammar and Writing, 5 hrs/wk, 16 wk/term
I, A:
Reading, 2-1/2 hrs/wk, 16 wk/term
A:
Writing, 2-1/2 hrs/wk, 16 wk/term
Other information • *Part-time ESL courses open to:* all applicants (HE)

2190
RUTGERS UNIVERSITY, NEWARK

101 Warren Street
232 Smith Hall
Newark NJ 07102
Ph 201-648-5013
Fax 201-648-1438
E-mail mmoya@andromeda.rutgers.edu

Academic year 1996/97
TOEFL required for academic admission • 550 undergraduate, 600 graduate
Orientation • offered; 1 day campus orientation for both US and international students
Services • academic counseling, academic placement, field trips, personal/cultural counseling
ESL Courses
Fall, spring, summer:
A:
Advanced Pronunciation, 3 hrs/wk, 14 wk/term
Comprehension and Conversation, 3 hrs/wk, 14 wk/term
Grammar and Composition, 3 hrs/wk, 14 wk/term
Other information • *Part-time ESL courses open to:* dependents, permanent residents, US citizens, high school graduates *Member:* UCIEP *Endorsements:* TESOL standards (HE) (P + C)

2191
SALEM COMMUNITY COLLEGE

460 Hollywood Avenue
Corneys Point NJ 08069-2799
Ph 609-299-2100

TOEFL required for academic admission • 450 undergraduate
Orientation • offered; 1 day campus orientation for international students
Services • academic counseling, crosscultural activities, personal/cultural counseling, multi-cultural exchange club
ESL Courses
Fall, spring:
I:
ESL, 3 hrs/wk, 16 wk/term
Spring:
LI:
ESL, 3 hrs/wk, 16 wk/term
Other information • *Part-time ESL courses open to:* community (HE)

NEW MEXICO

2192

NEW MEXICO STATE UNIVERSITY

Center for International Programs
Box 3567
Las Cruces NM 88003-0001
Ph 505-646-3199, 505-646-4428
Fax 505-646-1517
E-mail cip@nmsu.edu

Academic year 1996/97

TOEFL required for academic admission • 500 undergraduate, 500 graduate *TOEFL waived if student completes the institution's IEP*

Orientation • offered; \$25.00 orientation fee; 1 week campus orientation for international students

ESL Courses

Spring:

A:

Reading and Discussion/Grammar, 10 hrs/wk, 16 wk/term
Scientific and Technical Communication, 10 hrs/wk, 16 wk/term

Seminar Skills, 10 hrs/wk, 16 wk/term

Other information • *Part-time ESL courses open to:* spouses *Endorsements:* TESOL standards, NAFSA principles (HE) (P + C)

2193

UNIVERSITY OF NEW MEXICO

2111 Mesa Vista Hall
Albuquerque NM 87131-1056
Ph 505-277-4032, 505-277-7539
Fax 505-277-1867

Academic year 1996/97

TOEFL required for academic admission • 550 undergraduate, 550 graduate *TOEFL waived if student completes the institution's IEP*

Orientation • required; 1 day campus orientation for international students

Services • academic counseling, academic placement, career counseling, computer lab, conversation partners, crosscultural activities, host family, housing assistance, international student adviser, personal/cultural counseling, recreational activities, visa/tax counseling

ESL Courses

Fall, spring, summer:

B, LI, I, A:

ESL Writing Program, 5 hrs/wk, 16 wk/term

Other information • *Endorsements:* TESOL standards, NAFSA principles (HE) (P + C)

NEW YORK

2194

92ND STREET Y

Center for Adult Life and Learning
1395 Lexington Avenue
New York NY 10128
Ph 212-415-5527
Fax 212-415-5548

Academic year 1996/97

TOEFL required for academic admission • not required
Services • academic counseling, field trips, personal/cultural counseling, recreational activities, campus housing

ESL Courses

Fall, winter, spring, summer:

I, A:

Conversation Circle, 4 hrs/wk, 11 wk/term

Grammar and Conversation, 6 hrs/wk, 11 wk/term

TOEFL Preparation Workshop, 2-3 hrs/wk, 11 wk/term

Writing Skills Workshop, 4 hrs/wk, 11 wk/term

B, LI, I, A:

ESL, 3-6 hrs/wk, 11 wk/term

Other information • *Part-time ESL courses open to:* all applicants

2195

BARD COLLEGE

Admissions Office
Annandale-on-Hudson NY 12504
Ph 914-758-7472
Fax 914-758-5208
E-mail admission@bard.edu
URL <http://www.bard.edu>

Academic year 1996/97

TOEFL required for academic admission • 550 undergraduate, 550 graduate

Orientation • offered; \$330.00 orientation fee; 3 weeks campus orientation for both US and international students

Services • academic counseling, career counseling, personal/cultural counseling

ESL Courses

Fall:

LI:

Conversation, 5 hrs/wk

Spring:

I:

Writing Skills, 5 hrs/wk

Other information • (HE)

2196

CITY UNIVERSITY OF NEW YORK, BARUCH COLLEGE

Division of Continuing Studies
17 Lexington Avenue, Box A-0920
New York NY 10010
Ph 212-802-5603, 212-802-5600
Fax 212-802-5626
E-mail cerbb@cunynm.cuny.edu
URL <http://150.210.39.44>

Academic year 1995/96

Orientation • required; 1/2 day campus orientation for international students

Services • academic counseling, computer lab, conversation partners, field trips, housing assistance, international student adviser, personal/cultural counseling, recreational activities, visa/tax counseling

ESL Courses

Fall, spring, summer:

A:

Business Topics: Reading, Writing and Idioms, 6 hrs/wk, 7 wk/term

TOEFL Preparation, 6 hrs/wk, 7 wk/term

Voice and Diction, 6 hrs/wk, 7 wk/term

Women's Studies, 6 hrs/wk, 7 wk/term

B, LI, I, A:

Conversation, Reading and Grammar, 6 hrs/wk, 7 wk/term
 Writing, Reading and Grammar, 6 hrs/wk, 7 wk/term
Other information • *Part-time ESL courses open to:* dependents, tourists, business personnel, international students *Endorsements:* NAFSA principles (HE) (P + C)

2197

**CITY UNIVERSITY OF NEW YORK,
 CITY COLLEGE**

Convent Avenue and 138th Street
 New York NY 10031
Ph 212-650-6284
Fax 212-650-6970

Academic year 1995/96

TOEFL required for academic admission • 500 undergraduate, 550 graduate *TOEFL waived if student completes the institution's IEP*

Orientation • offered; 2-3 days campus orientation for international students, part of 2 weeks orientation for all students

Services • academic counseling, conversation partners, international student adviser, personal/cultural counseling, international student host program

ESL Courses

Fall, spring, summer:

I:

ESL, 3-6 hrs/wk, 15 wk/term

A:

ESL, 4-6 hrs/wk, 15 wk/term

Other information • *Part-time ESL courses open to:* all applicants *Endorsements:* TESOL standards, NAFSA principles (HE)

2198

**CITY UNIVERSITY OF NEW YORK,
 LA GUARDIA COMMUNITY COLLEGE**

31-10 Thomson Avenue
 Room C352
 Long Island City NY 11101
Ph 718-482-5360
Fax 718-482-5127

Academic year 1996/97

TOEFL required for academic admission • 450 undergraduate *TOEFL waived if student completes the institution's IEP*

Orientation • offered; 1 day campus orientation for both US and international students

Services • academic counseling, field trips, personal/cultural counseling, recreational activities

ESL Courses

Fall, winter, spring, summer:

I, A:

Writing, 5 hrs/wk, 8 wk/term

A:

Accent Correction, 5 hrs/wk, 8 wk/term

Business World, 5 hrs/wk, 8 wk/term

Entry into the Computer World, 5 hrs/wk, 8 wk/term

Listening/Speaking Through the Media, 5 hrs/wk, 8 wk/term

Pronunciation/Speaking, 5 hrs/wk, 8 wk/term

Other information • *Part-time ESL courses open to:* dependents, tourists, business personnel, community *Endorsements:* TESOL standards, NAFSA principles (HE) (P + C)

2199

CLARKSON UNIVERSITY

Box 5759
 Potsdam NY 13699-5759
Ph 315-268-3868, 315-268-3984
Fax 315-268-3983
E-mail ciep@darius.clarkson.edu
URL <http://www.clarkson.edu/~english/>

Academic year 1996/97

TOEFL required for academic admission • 550 undergraduate, 550 graduate, 600 for MBA

Orientation • required; 1 day campus orientation for international students, part of 4 days orientation for all students

Services • academic counseling, academic placement, career counseling, computer lab, conversation partners, crosscultural activities, field trips, housing assistance, international student adviser, personal/cultural counseling, recreational activities, visa/tax counseling

ESL Courses

Fall:

A:

Oral Communication Skills, 3 hrs/wk, 15 wk/term

Fall, spring:

I:

Integrated Skills for Intermediate ESL, 9 hrs/wk, 15 wk/term

A:

Academic Writing, 3 hrs/wk, 15 wk/term

Summer:

I:

Integrated Skills for Intermediate ESL, 20 hrs/wk, 5 wk/term

A:

Academic Writing, 9 hrs/wk, 5 wk/term

Oral Communication Skills, 9 hrs/wk, 5 wk/term

Other information • *Endorsements:* TESOL standards, NAFSA principles (HE) (P + C)

2200

COLUMBIA UNIVERSITY

504 Lewisohn Hall
 New York NY 10027
Ph 212-854-3584
E-mail alp@columbia.edu
URL <http://www.columbia.edu/cu/ssp/alp/>

Academic year 1996/97

TOEFL required for academic admission • 600 undergraduate, 650 graduate *TOEFL waived if student completes the institution's IEP for most departments;*

Business School requires TOEFL

Orientation • offered; 1/2 day campus orientation for international students

Services • academic counseling, academic placement, field trips, personal/cultural counseling, recreational activities

ESL Courses

Fall, spring, summer:

I, A:

ESL, 5-10 hrs/wk, 12 wk/term

ESL, 5-10 hrs/wk, 8 wk/term

ESL, 5-10 hrs/wk, 4 wk/term

Other information • *Part-time ESL courses open to:*

dependents, tourists, business personnel, local residents *Member: UCIEP Endorsements:* TESOL standards, NAFSA principles (HE) (P + C) ▶

330

2201 CONCORDIA COLLEGE, BRONXVILLE

171 White Plains Road
Bronxville NY 10708
Ph 914-395-4605
Fax 914-395-4500

Academic year 1996/97

TOEFL required for academic admission • 500 undergraduate, 500 graduate *TOEFL waived if student completes the institution's IEP*

Orientation • offered; 3 days campus orientation for international students; 2 days orientation for both US and international students

Services • academic counseling, academic placement, career counseling, international student adviser, personal/cultural counseling, recreational activities, access to all college facilities

ESL Courses

Fall, spring:

B, LI, I, A:

Grammar, 4 hrs/wk, 15 wk/term
Listening, 3 hrs/wk, 15 wk/term
Reading, 5 hrs/wk, 15 wk/term
Speaking, 3 hrs/wk, 15 wk/term
Writing, 4-5 hrs/wk, 15 wk/term

Summer:

LI, I, A:

Grammar, 6 hrs/wk, 6 wk/term
Metro Highlights, 7 hrs/wk, 6 wk/term
Reading, 6 hrs/wk, 6 wk/term
Writing, 6 hrs/wk, 6 wk/term

Other information • *Part-time ESL courses open to:* all applicants not requiring housing *Member:* AAIEP
Endorsements: TESOL standards (HE) (P + C)

2202 FULTON-MONTGOMERY COMMUNITY COLLEGE

2805 State Highway 67
Johnstown NY 12095-3790
Ph 518-762-4651
Fax 518-762-4334
E-mail aeckerso@fmcc.suny.edu
URL <http://www.fmcc.suny.edu>

Academic year 1996/97

TOEFL required for academic admission • not required
TOEFL waived if student completes the institution's IEP

Orientation • offered; \$5.00 orientation fee; 1 week campus orientation for international students; orientation course offered 3 hours/week

Services • academic counseling, international student adviser, personal/cultural counseling

ESL Courses

Fall, spring, summer:

A:

Writing, 5 hrs/wk, 15 wk/term

Other information • *Part-time ESL courses open to:* dependents, tourists, business personnel, local residents
Endorsements: TESOL standards, NAFSA principles (HE) (P + C)

2203 MANHATTAN COLLEGE

4513 Manhattan College Parkway
Riverdale NY 10471-4098
Ph 800-622-9235, 718-920-0213
Fax 718-920-0971

Academic year 1996/97

TOEFL required for academic admission • 520 undergraduate, 550 graduate, ESL course mandatory for scores below 550

Orientation • offered; \$60.00 orientation fee; 1/2 day campus orientation for international students, part of 1 day orientation for all students

Services • career counseling, field trips, international student adviser, personal/cultural counseling, visa/tax counseling

ESL Courses

Fall, spring:

I, A:

ESL, 7 hrs/wk, 14 wk/term

Other information • *Part-time ESL courses open to:* all applicants at the Intermediate/Advanced level of English proficiency
Endorsements: NAFSA principles (HE)

2204 MANHATTANVILLE COLLEGE

International Programs and Services
2900 Purchase Street
Purchase NY 10577
Ph 914-323-5271
Fax 914-694-5725

Academic year 1996/97

TOEFL required for academic admission • 550 undergraduate, 500 considered for conditional admission

Orientation • offered; 2 days campus orientation for international students; additional 2 days orientation for all students

Services • academic counseling, personal/cultural counseling

ESL Courses

Fall, spring:

A:

Rhetoric, 3 hrs/wk, 15 wk/term

Other information • *Part-time ESL courses open to:* dependents, tourists, business personnel
Member: UCIEP, AAIEP (HE) (P + C)

2205 MARYMOUNT COLLEGE

Box 1249
100 Marymount Avenue
Tarrytown NY 10591-3796
Ph 914-332-8368, 914-631-3200
Fax 914-631-8586
E-mail lanzano@mmc.marymt.edu
URL <http://www.marymt.edu>

Academic year 1996/97

TOEFL required for academic admission • 500 undergraduate

Orientation • offered; 1 days campus orientation for international students, part of 3 days orientation for all students

Services • academic counseling, career counseling, conversation partners, international student adviser,

personal/cultural counseling, internships, workshops on various topics

ESL Courses

Fall, spring:

I, A:

- Academic Listening, 2-1/2 hrs/wk, 15 wk/term
- Extensive Listening, 2-1/2 hrs/wk, 15 wk/term
- Extensive Reading, 2-1/2 hrs/wk, 15 wk/term
- Grammar, 2-1/2 hrs/wk, 15 wk/term
- Intensive Reading, 4 hrs/wk, 15 wk/term
- Pronunciation/Intonation, 2-1/2 hrs/wk, 15 wk/term
- Writing, 4 hrs/wk, 15 wk/term

Other information • *Part-time ESL courses open to:* all applicants at Intermediate and Advanced levels (HE) (P + C)

2206

NEW SCHOOL FOR SOCIAL RESEARCH

English Language Studies Center
68 Fifth Avenue
New York NY 10011
Ph 212-229-5372
Fax 212-989-1127

Academic year 1996/97

TOEFL required for academic admission • 500-550 undergraduate, 550-600 graduate

Services • academic counseling, academic placement, field trips, international student adviser, personal/cultural counseling, recreational activities

ESL Courses

Fall, winter, spring, summer:

University Preparatory Writing, 4 hrs/wk, 12 wk/term

I, A:

- Accent Reduction, 2 hrs/wk, 12 wk/term
- Basics of English Writing, 4 hrs/wk, 12 wk/term

A:

- American Culture, 4 hrs/wk, 12 wk/term
- Crosscultural Business Communication in US, 2 hrs/wk, 12 wk/term
- Exploring Literature: Reading/Discussion, 4 hrs/wk, 12 wk/term
- Listening, 4 hrs/wk, 12 wk/term
- Speech Improvement, 2 hrs/wk, 12 wk/term
- Writing in English, 5 hrs/wk, 12 wk/term

B, II, I:

- Conversation and Listening, 4 hrs/wk, 12 wk/term
- Grammar, 4 hrs/wk, 12 wk/term
- Reading and Writing, 4 hrs/wk, 12 wk/term

II, I, A:

Basics of English, 4 hrs/wk, 12 wk/term

B, II, A:

ESL, 5-10 hrs/wk, 12 wk/term

Other information • *Part-time ESL courses open to:* all applicants (HE) (P + C)

2207

NEW YORK UNIVERSITY

American Language Institute
1 Washington Square North, Room 10
New York NY 10003-6635
Ph 212-998-7040
Fax 212-995-4135
E-mail ali@nyu.edu
URL <http://www.nyu.edu/pages/ali/index.html>

Academic year 1995/96

TOEFL required for academic admission • not required
TOEFL waived if student completes the institution's IEP

Orientation • offered; 1 day campus orientation for international students

Services • academic counseling, personal/cultural counseling

ESL Courses

Fall, spring, summer:

A:

ESL, 5-8 hrs/wk

Other information • *Part-time ESL courses open to:* dependents, tourists, business personnel
Member: UCIEP
Endorsements: TESOL standards, NAFSA principles (HE) (P + C)

2208

ONONDAGA COMMUNITY COLLEGE

Syracuse NY 13215
Ph 315-469-2274
Fax 315-469-2597
E-mail myruss@goliath.sunyocc.edu

Academic year 1996/97

TOEFL required for academic admission • 550 undergraduate, or Michigan Test score of 30
TOEFL waived if student completes the institution's IEP

Orientation • offered; 2 days campus orientation for international students

Services • academic counseling, academic placement, international student adviser, tutoring

ESL Courses

Fall, spring:

II:

English Pronunciation, 2 hrs/wk, 15 wk/term

I:

- ESL, 3 hrs/wk, 15 wk/term
- Reading Preparation for College, 3 hrs/wk, 15 wk/term

I, A:

- Basic Composition, 3 hrs/wk, 15 wk/term
- College Reading and Study Skills, 3 hrs/wk, 15 wk/term
- Freshman English, 3 hrs/wk, 15 wk/term
- Fundamentals of Communication, 3 hrs/wk, 15 wk/term

Other information • *Part-time ESL courses open to:* all applicants
Endorsements: TESOL standards (HE)

2209

PACE UNIVERSITY

English Department
1 Pace Plaza
New York NY 10038-1502
Ph 212-346-1402
URL <http://www.pace.edu>

Academic year 1996/97

TOEFL required for academic admission • 550 undergraduate, 550 graduate
TOEFL waived if student completes the institution's IEP

Orientation • offered; 1 day campus orientation for international students; additional 2-day orientation for both US and international students

Services • international student adviser

ESL Courses

Fall, spring:

A:

- Academic Writing, 4 hrs/wk, 14 wk/term
- English Literature, 4 hrs/wk, 15 wk/term

Voice and Diction for ESL Students, 4 hrs/wk, 14 wk/term
Other information • *Part-time ESL courses open to:* nondegree students and degree students above intensive level
Endorsements: TESOL standards (HE) (P + C) D

2210**ROCHESTER INSTITUTE OF TECHNOLOGY**

28 Lomb Memorial Drive
 Rochester NY 14623-5604

Ph 716-475-6684

Fax 716-475-5330

E-mail lxdel@rit.edu

URL <http://www.rit.edu/RIT/SA/SP/ELI>

Academic year 1996/97

TOEFL required for academic admission • 525 undergraduate, 525 graduate *TOEFL waived if student completes the institution's IEP*

Orientation • offered; \$40.00 orientation fee; 3 days campus orientation for both US and international students

Services • academic counseling, crosscultural activities, field trips, international student adviser, personal/cultural counseling, recreational activities

ESL Courses**B:**

Conversation, 3 hrs/wk, 11 wk/term

Grammar/Conversation, 6 hrs/wk, 11 wk/term

Writing, 3 hrs/wk, 11 wk/term

LI, I:

Grammar, 4 hrs/wk, 11 wk/term

A:

Grammar, 3 hrs/wk, 11 wk/term

Reading, 4 hrs/wk, 11 wk/term

B, LI, I, A:

Business Communication, 4 hrs/wk, 11 wk/term

Conversation and Culture, 2 hrs/wk, 11 wk/term

Electives, 5 hrs/wk, 11 wk/term

Idioms, 2 hrs/wk, 11 wk/term

Lecture/Notetaking, 2 hrs/wk, 11 wk/term

Listening, 2 hrs/wk, 11 wk/term

Presentation Skills, 3 hrs/wk, 11 wk/term

Pronunciation, 2 hrs/wk, 11 wk/term

Research Papers, 4 hrs/wk, 11 wk/term

TOEFL, 3 hrs/wk, 11 wk/term

B, LI, I:

Reading, 3 hrs/wk, 11 wk/term

LI, I, A:

Conversation, 2 hrs/wk, 11 wk/term

Vocabulary, 2 hrs/wk, 11 wk/term

Writing, 4 hrs/wk, 11 wk/term

Other information • *Part-time ESL courses open to:* dependents, tourists, visiting faculty, community Member: UCIEP, AAIEP *Endorsements:* TESOL standards, NAFSA principles (HE) (P + C) D

2211**SAINT JOHN'S UNIVERSITY, JAMAICA**

Grand Central and Utopia Parkways

Jamaica NY 11439-9989

Ph 718-990-6097

Fax 718-990-1868

E-mail ekbatang@sjumusic.stjohns.edu

Academic year 1996/97

TOEFL required for academic admission • 500 undergraduate, 500 graduate, conditionally admitted with

TOEFL under 500 *TOEFL waived if student completes the institution's IEP*

Orientation • offered; 4 days campus orientation for international students fall semester, 1 day spring semester
Services • academic counseling, housing assistance, visa/tax counseling

ESL Courses

Fall, spring, summer:

I, A:

Oral/Aural Communication, 3 hrs/wk, 16 wk/term

Writing/Reading, 4-1/2 hrs/wk, 16 wk/term

Other information • *Part-time ESL courses open to:* matriculated students *Endorsements:* TESOL standards, NAFSA principles (HE) (P + C)

2212**SAINT LAWRENCE UNIVERSITY**

International Education

Canton NY 13617

Ph 315-379-5991

Fax 315-379-5989

E-mail alarranc@vm.stlawu.edu

Academic year 1996/97

TOEFL required for academic admission • 550 undergraduate

Orientation • offered; 1 day campus orientation for both US and international students; cultural orientation with three other area colleges in fall

Services • international student adviser, recreational activities, international house

ESL Courses

Fall:

I, A:

Composition for International Students, 3 hrs/wk, 15 wk/term

A:

English, 3 hrs/wk, 15 wk/term

Other information • *Part-time ESL courses open to:* all applicants (HE)

2213**STATE UNIVERSITY OF NEW YORK AT ALBANY**

Richardson 291C

135 Western Avenue

Albany NY 12222

Ph 518-442-3870

Fax 518-442-3871

Academic year 1995/96

TOEFL required for academic admission • 550 undergraduate, 550 graduate, higher for some disciplines at graduate level

Orientation • offered; \$15.00 orientation fee; 3-1/2 days campus orientation for international students

Services • career counseling, computer lab, conversation partners, crosscultural activities, homestay, host family, housing assistance, international student adviser, personal/cultural counseling, visa/tax counseling

ESL Courses

Fall, spring:

I, A:

Oral Communication, 3 hrs/wk, 14 wk/term

Other information • *Part-time ESL courses open to:* all applicants on a space-available basis; priority given to enrolled students *Endorsements:* TESOL standards, NAFSA principles (HE) (P + C)

2214

STATE UNIVERSITY OF NEW YORK AT BINGHAMTON

Vestal Parkway East
Binghamton NY 13902-6000

Ph 607-777-6725

Fax 607-777-4444

E-mail etricomi@bingsons.cc.binghamton.edu

Academic year 1996/97

TOEFL required for academic admission • 550 undergraduate, 550 graduate

Orientation • offered; \$110.00 orientation fee; 2-1/2 days campus orientation for international students; (orientation fee \$95.00 for off-campus undergraduates, \$45.00 for graduates)

Services • academic counseling, conversation partners, host family, personal/cultural counseling

ESL Courses

Fall:

I:

ESL, 4 hrs/wk

Fall, spring:

A:

ESL (Writing), 4 hrs/wk

Speaking and Listening Comprehension, 4 hrs/wk

Other information • *Part-time ESL courses open to:* dependents, nondegree students *Endorsements:* TESOL standards, NAFSA principles (HE)

2215

STATE UNIVERSITY OF NEW YORK AT BUFFALO

320 Baldy Hall
Buffalo NY 14260-1000

Ph 716-645-2077

Fax 716-645-6198

E-mail elibuffalo@acsu.buffalo.edu

URL <http://wings.buffalo.edu/gse/eli>

Academic year 1996/97

TOEFL required for academic admission • 527 undergraduate, 550 graduate

Orientation • offered; \$35.00 orientation fee; 3 days campus orientation for international students

Services • academic counseling, international student adviser, workshops on various topics

ESL Courses

Fall, spring:

A:

Foreign TA Communication, 3-1/2 hrs/wk, 15 wk/term

Spoken ESL, 3 hrs/wk, 15 wk/term

Written/Read ESL, 3 hrs/wk, 15 wk/term

Other information • *Member:* UCIEP, AAIEP *Endorsements:* TESOL standards, NAFSA principles (HE) (P + C) ■

2216

STATE UNIVERSITY OF NEW YORK AT STONY BROOK

Linguistics Department
Stony Brook NY 11794-4376

Ph 516-632-7777

Fax 516-632-9468

Academic year 1996/97

TOEFL required for academic admission • 550 undergraduate, 550 graduate *TOEFL waived if student completes the institution's IEP*

Orientation • offered; \$30.00 orientation fee; 5 days campus orientation for international students

Services • academic counseling, academic placement, personal/cultural counseling

ESL Courses

Fall, spring:

I:

Oral-Aural Skills, 3 hrs/wk, 15 wk/term

I, A:

Composition, 3 hrs/wk, 15 wk/term

A:

Accent Improvement, 3 hrs/wk, 15 wk/term

Reading Improvement, 3 hrs/wk, 15 wk/term

Other information • *Member:* AAIEP *Endorsements:* TESOL standards, NAFSA principles (HE) (P + C)

2217

STATE UNIVERSITY OF NEW YORK, COLLEGE AT BUFFALO

1300 Elmwood Avenue
Buffalo NY 14222

Ph 716-878-5331

Fax 716-878-5600

E-mail gounarjf@snybufaa.cs.snybuf.edu

Academic year 1996/97

TOEFL required for academic admission • 500 undergraduate, 550 graduate

Orientation • offered; \$20.00 orientation fee; 3 days campus orientation for international students, part of 4 days orientation for all students

Services • academic counseling, crosscultural activities, host family, personal/cultural counseling, visa/tax counseling, health clinic

ESL Courses

Fall, spring:

LI, I:

College Writing, 3 hrs/wk

Other information • *Part-time ESL courses open to:* immigrants *Endorsements:* NAFSA principles (HE)

2218

STATE UNIVERSITY OF NEW YORK, COLLEGE AT NEW PALTZ

Haggerty Institute
Humanities 116
New Paltz NY 12561-2499

Ph 914-257-3595

Fax 914-257-3608

E-mail yingf@snynewvm.edu

NORTH CAROLINA

2221

BLUE RIDGE COMMUNITY COLLEGE

College Drive
Flat Rock NC 28731
Ph 704-692-3572

Academic year 1995/96

TOEFL required for academic admission • not required

Services • crosscultural activities, Spanish GED class

ESL Courses

Fall, spring, summer.

B, LI, I, A:

ESL

Other information • *Part-time ESL courses open to:* all applicants over 16 years of age *Endorsements:* TESOL standards (HE)

2222

CENTRAL PIEDMONT COMMUNITY COLLEGE

PO Box 35009
Charlotte NC 28235-5009
Ph 704-342-6013
Fax 704-342-5930
E-mail karen_stanley@cpcc.cc.nc.us
URL <http://www.cpcc.cc.nc.us/>

Academic year 1996/97

TOEFL required for academic admission • 500 undergraduate *TOEFL waived if student completes the institution's IEP and with adviser approval*

Orientation • offered; 1 day campus orientation for international students

Services • academic counseling, academic placement, career counseling, conversation partners, crosscultural activities, international student adviser, recreational activities, computer lab

ESL Courses

Fall, winter, spring, summer.

B, LI, I, A:

Composition, 5-7 hrs/wk, 11 wk/term

Grammar, 5-7 hrs/wk, 11 wk/term

Idioms, 3 hrs/wk, 11 wk/term

Listening/Speaking, 5-7 hrs/wk, 11 wk/term

Pronunciation, 2 hrs/wk, 11 wk/term

Reading, 5-7 hrs/wk, 11 wk/term

TOEFL Preparation, 2 hrs/wk, 11 wk/term

Other information • Summer term is 9 weeks; class hours are longer to equal hours of other terms *Part-time ESL courses open to:* all applicants except those on student visas *Endorsements:* TESOL standards, NAFSA principles (HE) (P + C)

2223

DUKE UNIVERSITY

English for International Students
Box 90023
Durham NC 27706
Ph 919-684-5255
E-mail sabrett@acpub.duke.edu

Academic year 1996/97

TOEFL required for academic admission • 550 graduate

Orientation • offered; 5 days campus orientation for international students

Academic year 1996/97

TOEFL required for academic admission • 525

undergraduate, 550 graduate *TOEFL waived if student completes the institution's IEP*

Orientation • offered; \$100.00 orientation fee; 1 week campus orientation for international students; required course: Orientation to College Life in US

Services • academic counseling, personal/cultural counseling, tutorial, mentor

ESL Courses

Fall, spring:

A:

Freshman Composition, 4 hrs/wk

Fall, spring, summer:

I, A:

Academic Communication and Comprehension, 4 hrs/wk

College Grammar for Non-Native Speakers, 4 hrs/wk

Reading for Academic Purposes, 4 hrs/wk

Writing for Academic Purposes, 4 hrs/wk

Other information • *Part-time ESL courses open to:* US citizens, permanent residents, holders of F-2 and S-2 visas

Member: UCIEP, AAIEP *Endorsements:* TESOL standards, NAFSA principles (HE) (P + C) ▶

2219

SUFFOLK COUNTY COMMUNITY COLLEGE,
WESTERN CAMPUS

Crooked Hill Road
Brentwood NY 11717
Ph 516-851-6519

Academic year 1996/97

TOEFL required for academic admission • 550 undergraduate

ESL Courses

Fall, spring:

I, A:

Composition, 3 hrs/wk, 15 wk/term

Conversation, 3 hrs/wk, 15 wk/term

Intensive Grammar, 3 hrs/wk, 15 wk/term

Reading, 3 hrs/wk, 15 wk/term

Other information • *Part-time ESL courses open to:* all applicants (HE)

2220

SULLIVAN COUNTY COMMUNITY COLLEGE

Box 4002
Loch Sheldrake NY 12759
Ph 800-577-5243, 914-434-5750
Fax 914-434-4806

Academic year 1996/97

TOEFL required for academic admission • *TOEFL waived if student completes the institution's IEP*

Orientation • required; \$40.00 orientation fee; 2 days campus orientation for both US and international students

Services • academic counseling, academic placement, career counseling, computer lab, conversation partners, crosscultural activities, housing assistance, international student adviser, recreational activities, tutoring

ESL Courses

Fall, spring:

A:

ESL, 9 hrs/wk, 15 wk/term

Other information • *Part-time ESL courses open to:* dependents, tourists, business personnel *Endorsements:* NAFSA principles (HE) (P + C)

Services • academic counseling, conversation partners, field trips, recreational activities

ESL Courses

Fall, spring:

I, A:

Oral Communication, 3 hrs/wk, 14 wk/term

Research and Composition, 4 hrs/wk, 14 wk/term

Other information • *Endorsements:* NAFSA principles (HE)

2224

EAST CAROLINA UNIVERSITY

2201 GCB

Department of English

Greenville NC 27858-4353

Ph 919-328-6041

Fax 919-328-4889

E-mail enoneal@ecuvm.cis.ecu.edu

Academic year 1996/97

TOEFL required for academic admission • 550 undergraduate, 550 graduate

Orientation • offered; 1 day campus orientation for international students

Services • academic counseling, crosscultural activities, personal/cultural counseling, recreational activities

ESL Courses

Fall, spring, summer:

LI, I, A:

Integrated ESL Program, 5 wk/term

Other information • *Part-time ESL courses open to:* dependents, tourists, business personnel (HE)

2225

HIGH POINT UNIVERSITY

Box 3186

High Point NC 27262-3598

Ph 910-841-9022

Fax 910-841-4513

URL <http://www.highpoint.edu>

Academic year 1996/97

TOEFL required for academic admission • no information provided

Orientation • offered; 8 days campus orientation for both US and international students

Services • academic counseling, crosscultural activities, field trips, international student adviser, recreational activities, international club

ESL Courses

Fall, spring:

I:

ESL, 3 hrs/wk, 14 wk/term

Spring:

A:

ESL, 3 hrs/wk, 14 wk/term

Other information • (HE)

2226

MARS HILL COLLEGE

Mars Hill NC 28754

Ph 800-543-1514, 704-689-1115, 704-689-1201

Fax 704-689-1474

E-mail jcrawford@mhc.edu

URL <http://www.mhc.edu>

Academic year 1996/97

TOEFL required for academic admission • 500 undergraduate *TOEFL waived if student completes the institution's IEP in certain circumstances*

Orientation • offered; \$15.00 orientation fee; 3 days campus orientation for both US and international students; additional 2 days retreat for international students only

Services • academic counseling, crosscultural activities

ESL Courses

Fall:

I, A:

ESL, 5 hrs/wk, 15 wk/term

Other information • *Part-time ESL courses open to:* dependents *Endorsements:* NAFSA principles (HE)

2227

MAYLAND COMMUNITY COLLEGE

PO Box 547

Spruce Pine NC 28777

Ph 704-765-7351

Fax 704-765-0728

Academic year 1996/97

TOEFL required for academic admission • 500 undergraduate

Orientation • offered; 1/2 day campus orientation for both US and international students

Services • academic counseling, career counseling

ESL Courses

Fall, spring, summer:

B, LI, I, A:

ESL, 6 hrs/wk, 13 wk/term

Other information • *Part-time ESL courses open to:* all applicants (HE)

2228

METHODIST COLLEGE

5400 Ramsey Street

Fayetteville NC 28311-1499

Ph 910-630-7049

Academic year 1996/97

TOEFL required for academic admission • 550 undergraduate *TOEFL waived if student completes the institution's IEP*

Orientation • offered; 1 week campus orientation for international students, part of 4 days orientation for all students

Services • academic counseling, conversation partners, field trips, personal/cultural counseling, partner family

ESL Courses

Fall, spring:

LI, I, A:

Conversation, 7 hrs/wk, 16 wk/term

English for Internationals, 16 wk/term

Reading, 3 hrs/wk, 16 wk/term

Writing, 7 hrs/wk, 16 wk/term

Other information • (HE) (P + C)

2229 UNIVERSITY OF NORTH CAROLINA AT CHAPEL HILL

International Center
CB: 5240 Student Union
Chapel Hill NC 27599-5240
Ph 919-962-5661
URL <http://www.unc.edu/depts/interctr>

Academic year 1996/97
TOEFL required for academic admission • 600
undergraduate, 550 graduate
Orientation • offered; 1 week campus orientation for
international students
Services • conversation partners, host family, personal/
cultural counseling

ESL Courses

Fall, spring:

A:
Linguistics (Writing and Grammar), 3 hrs/wk, 16 wk/term
Other information • (HE)

2230 UNIVERSITY OF NORTH CAROLINA AT CHARLOTTE

Charlotte NC 28223
Ph 704-547-2458
Fax 704-547-3168
E-mail jkadamsd@email.uncc.edu
URL <http://www.unccvm.uncc.edu>

Academic year 1996/97
TOEFL required for academic admission • 500
undergraduate, 550 graduate
Orientation • offered; 1 day campus orientation for
international students, part of 1 week orientation for all
students
Services • academic counseling, conversation partners,
crosscultural activities, field trips, host family, international
student adviser, recreational activities, workshops on various
topics

ESL Courses

Fall:

A:
International TA Training Workshop, 3 hrs/wk, 14 wk/term
Fall, spring:

A:
EFL, 3 hrs/wk, 15 wk/term
Fall, spring, summer:

A:
TOEFL Preparation, 4 hrs/wk

LI, I, A:
Conversation, 4 hrs/wk
Grammar, 4 hrs/wk
Listening, 4 hrs/wk
Reading, 4 hrs/wk
Writing, 4 hrs/wk

Other information • *Part-time ESL courses open to:*
dependents, tourists, business personnel *Member:* UCIEP
Endorsements: TESOL standards, NAFSA principles (HE)
(P + C)

NORTH DAKOTA

2231 NORTH DAKOTA STATE UNIVERSITY

Office of International Programs
PO Box 5582
Fargo ND 58105
Ph 800-488-6378, 701-231-7895
Fax 701-231-1014
E-mail nuin.plains@nodak.edu

Academic year 1996/97
TOEFL required for academic admission • 525
undergraduate, 525 graduate *TOEFL waived if student*
completes the institution's IEP
Orientation • required; 2 days campus orientation for
international students
Services • academic counseling, academic placement, career
counseling, computer lab, crosscultural activities, field trips,
host family, housing assistance, international student adviser,
personal/cultural counseling, recreational activities, visa/tax
counseling

ESL Courses

Fall, spring:

A:
Writing for Non-Native Speakers, 4 hrs/wk, 16 wk/term
Other information • *Endorsements:* NAFSA principles (HE)
(P + C) ▶

OHIO

2232 CLEVELAND STATE UNIVERSITY

Corlett Building 410
Euclid at East 24th Street
Cleveland OH 44115
Ph 216-687-3574
Fax 216-687-3965
E-mail j.charlick@csuohio.edu
URL <http://www.csuohio.edu/intguide/english.html>

Academic year 1996/97
TOEFL required for academic admission • 500
undergraduate, 500 graduate with ESL courses, otherwise
TOEFL 525
Orientation • offered; 1 week campus orientation for both
US and international students
Services • academic counseling, personal/cultural
counseling, recreational activities
ESL Courses
Fall, winter, spring, summer:
LI:
Integrated Skills, 4 hrs/wk, 10 wk/term
I, A:
Listening and Speaking, 4 hrs/wk, 10 wk/term
Reading and Writing, 4 hrs/wk, 10 wk/term
Other information • *Part-time ESL courses open to:*
nondegree students (HE)

2233

COLLEGE OF MOUNT ST JOSEPH

5701 Delhi Pike
Cincinnati OH 45233
Ph 800-654-9314, 513-244-4240
Fax 513-244-4222
E-mail international@mail.msje.edu

Academic year 1995/96

TOEFL required for academic admission • 500 undergraduate, 550 graduate *TOEFL waived if student completes the institution's IEP*

Orientation • offered; 3 days campus orientation for international students

Services • academic counseling, airport meeting, host family, personal/cultural counseling, visa/tax counseling

ESL Courses

Fall, spring:

I, A:

Grammar/Writing, 10 hrs/wk, 16 wk/term
Listening/Note-Taking, 5 hrs/wk, 16 wk/term
Reading/College Skills, 5 hrs/wk, 16 wk/term

Summer:

I, A:

Grammar/Writing, 10 hrs/wk, 6 wk/term
Listening/Note-Taking, 5 hrs/wk, 6 wk/term
Reading/College Skills, 5 hrs/wk, 6 wk/term

Other information • *Part-time ESL courses open to:* tourists, business personnel *Endorsements:* TESOL standards, NAFSA principles (HE) (P + C)

2234

**CUYAHOGA COMMUNITY COLLEGE,
EASTERN CAMPUS**

4250 Richmond Road
Warrensville Township OH 44122-6195
Ph 216-987-2393
Fax 216-987-2428

Academic year 1996/97

Services • academic counseling, career counseling, international student adviser, personal/cultural counseling

ESL Courses

Fall, winter, spring, summer:

LI:

Grammar and Speaking, 8 hrs/wk, 11 wk/term
Reading and Writing, 8 hrs/wk, 11 wk/term

I, A:

Grammar ESL, 4 hrs/wk, 11 wk/term
Reading and Writing, 5 hrs/wk, 11 wk/term
Speaking ESL, 4 hrs/wk, 11 wk/term

Other information • *Part-time ESL courses open to:* all applicants (HE)

2235

**CUYAHOGA COMMUNITY COLLEGE,
WESTERN CAMPUS**

11000 Pleasant Valley Road
Parma OH 44130
Ph 216-987-5059

TOEFL required for academic admission • 470 undergraduate

Orientation • offered; individual campus orientation for international students

Services • academic counseling, international student adviser

ESL Courses

Fall, winter, spring:

I:

Grammar, Writing, Reading, Speaking, 12 hrs/wk, 11 wk/term

A:

English, 5 hrs/wk, 11 wk/term

LI, I, A:

ESL, 13 hrs/wk, 11 wk/term

Other information • *Part-time ESL courses open to:* all applicants (HE) (P + C)

2236

MIAMI UNIVERSITY

Oxford OH 45056
Ph 513-529-2512
Fax 513-529-7383
E-mail mjcreech@miamiu.acs.muohio.edu
URL http://www.muohio.edu

Academic year 1996/97

TOEFL required for academic admission • 510-530 undergraduate, 530-550 graduate

Orientation • offered; 1 week campus orientation for international students

Services • academic counseling, career counseling, personal/cultural counseling, workshops on various topics

ESL Courses

Fall:

I:

English for Foreign Students, 4 hrs/wk, 16 wk/term

Other information • *Endorsements:* NAFSA principles (HE)

2237

OHIO DOMINICAN COLLEGE

1216 Sunbury Road
Columbus OH 43219-2099
Ph 614-253-2741
E-mail kealeyj@odc.edu

Academic year 1995/96

TOEFL required for academic admission • *TOEFL waived if student completes the institution's IEP*

Orientation • offered; 2 days campus orientation for international students

Services • academic counseling, academic placement, career counseling, crosscultural activities, field trips, international student adviser

ESL Courses

Fall, spring:

B, LI:

Composition, 5 hrs/wk, 15 wk/term
Reading, 5 hrs/wk, 15 wk/term

I:

Oral Skills Development, 5 hrs/wk, 15 wk/term

Fall, spring, summer:

B, LI:

Oral Skills Development, 5 hrs/wk, 15 wk/term

I, A:

Composition, 5 hrs/wk, 15 wk/term
Reading, 5 hrs/wk, 15 wk/term

B, LI, I, A:

Grammar, 5 hrs/wk, 15 wk/term

Spring:

338

I, A:
American Business English, 10 hrs/wk, 7 wk/term
Conversation, 5 hrs/wk, 15 wk/term
Other information • *Part-time ESL courses open to:*
dependents, tourists, business personnel (HE) (P + C)

2238 OHIO NORTHERN UNIVERSITY

Academic Affairs Office
Ada OH 45810
Ph 419-772-2260, 419-772-2032
Fax 419-772-1932
E-mail admissions-ug@onu.edu
URL <http://www.onu.edu>

Academic year 1996/97
TOEFL required for academic admission • 510
undergraduate *TOEFL waived if student completes the institution's IEP*
Orientation • offered; \$300.00 orientation fee; 2 weeks campus orientation for international students, part of 2 days orientation for all students
Services • academic counseling, academic placement, career counseling, computer lab, crosscultural activities, field trips, housing assistance, international student adviser, personal/cultural counseling, recreational activities, visa/tax counseling
ESL Courses
Fall, winter, spring:
B, I, A:
College Composition, 4 hrs/wk, 10 wk/term
Other information • *Endorsements:* TESOL standards, NAFSA principles (HE) (P + C)

2239 OHIO STATE UNIVERSITY

117A Ohio Stadium East
1961 Tuttle Park Place
Columbus OH 43210-1285
Ph 614-292-1364
Fax 614-292-4054
URL <http://www.ohio-state.edu>

Academic year 1995/96
TOEFL required for academic admission • 500
undergraduate, 500 graduate, higher in many departments
Orientation • offered; 1 week campus orientation for international students
Services • academic counseling, career counseling, personal/cultural counseling
ESL Courses
Fall, winter, spring, summer:
I:
Basic Spoken English for International TAs, 5 hrs/wk, 10 wk/term
Classroom English for Graduate TAs, 5 hrs/wk, 10 wk/term
General English Composition, 5 hrs/wk, 10 wk/term
Grammar and Composition, 5 hrs/wk, 10 wk/term
Spoken English for Graduate TAs, 5 hrs/wk, 10 wk/term
I, A:
Academic Writing in ESL, 3 hrs/wk, 10 wk/term
A:
Advanced English Composition, 5 hrs/wk, 10 wk/term
Classroom English for International TAs; 5 hrs/wk, 10 wk/term
Issues in Academic Discourse, 3 hrs/wk, 10 wk/term

Thesis, Dissertation and Proposal Writing, 3 hrs/wk, 10 wk/term
Other information • *Member:* UCIEP *Endorsements:* TESOL standards, NAFSA principles (HE) (P + C)

2240 OHIO UNIVERSITY

201 Gordy Hall
Athens OH 45701
Ph 614-593-4575
Fax 614-593-4577
E-mail cmickelso1@ohiou.edu

Academic year 1995/96
TOEFL required for academic admission • 525
undergraduate, 550 graduate *TOEFL waived if student completes the institution's IEP for some programs; several graduate programs require TOEFL score*
Orientation • offered; 3 days campus orientation for international students
Services • academic counseling, conversation partners
ESL Courses
Fall:
A:
Teaching Assistant Development: Communication, 4-8 hrs/wk
Fall, winter, spring:
I:
Academic Skills, 10 hrs/wk
ESL, 5-15 hrs/wk
A:
Freshman Composition, 4-5 hrs/wk
Other information • *Part-time ESL courses open to:* students at academic work level *Member:* UCIEP *Endorsements:* TESOL standards, NAFSA principles (HE) (P + C)

2241 UNIVERSITY OF AKRON

302 East Buchtel Avenue
Olin Hall 325
Akron OH 44325-1909
Ph 330-972-7544
Fax 330-972-7353
E-mail rlagb@vm1.cc.uakron.edu
URL <http://www.uakron.edu/>

Academic year 1996/97
TOEFL required for academic admission • 480-497
undergraduate, 500-547 graduate with B average for UA ELI students; 500 undergraduate, 550 graduate for others
Orientation • offered; 3 days campus orientation for international students
Services • academic counseling, conversation partners, personal/cultural counseling
ESL Courses
Fall, spring, summer:
II, I, A:
ESL, 4-12 hrs/wk
Other information • *Part-time ESL courses open to:* dependents, tourists, business personnel on space-available basis *Endorsements:* TESOL standards, NAFSA principles (HE) (P + C)

2242

UNIVERSITY OF CINCINNATI

Center for ESL
PO Box 210002
Cincinnati OH 45221-0002
Ph 513-556-3590
Fax 513-556-2483

Academic year 1996/97

TOEFL required for academic admission • 520
undergraduate, 550 graduate, higher in many graduate
departments

Orientation • offered; 2 days campus orientation for
international students; 2 days orientation for all teaching
assistants

Services • academic counseling, international student
adviser, personal/cultural counseling

ESL Courses

Fall, summer:

A:

Conversational Management, 3 hrs/wk, 10 wk/term

Improving Pronunciation, 3 hrs/wk, 10 wk/term

Oral Presentation Skills, 3 hrs/wk, 10 wk/term

Fall, winter, spring:

A:

Communication Skills for International TAs, 3 hrs/wk,
10 wk/term

Speaking/Listening Skills, 3 hrs/wk, 10 wk/term

Winter:

A:

Grammar Structures, 3 hrs/wk, 10 wk/term

Introduction to Academic Writing, 3 hrs/wk, 10 wk/term

Spring:

A:

Academic Writing, 3 hrs/wk, 10 wk/term

Other information • *Part-time ESL courses open to:*
dependents, visitors, au pairs **Endorsements:** TESOL
standards, NAFSA principles (HE)

2243

UNIVERSITY OF FINDLAY

1000 North Main Street
Findlay OH 05840
Ph 800-472-9502, 419-424-4558
Fax 419-424-4757
E-mail international@hewey.findlay.edu
URL <http://www.studyusa.com/>

Academic year 1995/96

TOEFL required for academic admission • 500
undergraduate, 525-550 graduate *TOEFL waived if student
completes the institution's IEP*

Orientation • required; 2 days campus orientation for
international students

Services • academic counseling, academic placement, field
trips, personal/cultural counseling, recreational activities

ESL Courses

Fall, spring:

Composition for Non-Native Speakers, 5 hrs/wk, 16 wk/term

English for Non-Native Speakers, 3 hrs/wk, 16 wk/term

Other information • *Part-time ESL courses open to:*
dependents *Member:* AAIEP **Endorsements:** NAFSA
principles (HE) (P + C)

2244

XAVIER UNIVERSITY

3800 Victory Parkway
Cincinnati OH 45207-1092
Ph 800-344-4698, 513-745-3712
Fax 513-745-3844
E-mail hinkel@xavier.xu.edu

Academic year 1996/97

TOEFL required for academic admission • 480
undergraduate, 530 graduate with B average for Xavier ESL
students; 500 undergraduate, 550 graduate others

Orientation • offered; 1 week campus orientation for
international students

ESL Courses

Fall, spring:

A:

Basic English, 5 hrs/wk

English Composition for Non-Native Speakers, 5 hrs/wk,
16 wk/term

Fall, spring, summer:

A:

ESL, 12 hrs/wk

Other information • *Part-time ESL courses open to:*
dependents, tourists, business personnel, visiting scholars
Endorsements: TESOL standards, NAFSA principles (HE)
(P + C)

2245

YOUNGSTOWN STATE UNIVERSITY

Center for International Studies
Phelps Building
Youngstown OH 44555
Ph 330-742-2336
Fax 330-742-2338
E-mail sjhyre@cc.ysu.edu

Academic year 1996/97

TOEFL required for academic admission • 500
undergraduate, 550 graduate

Orientation • required; 2 days campus orientation for
international students

Services • academic counseling, computer lab, housing
assistance, international student adviser, personal/cultural
counseling, recreational activities

ESL Courses

Fall, winter, spring:

I, A:

Academic English for Non-Native Speakers, 4 hrs/wk,
11 wk/term

Advanced Academic English, 4 hrs/wk, 11 wk/term

English Conversation, 4 hrs/wk, 11 wk/term

Workshop for Non-Native Speakers, 4 hrs/wk, 11 wk/term

Workshop Lab for Non-Native Speakers, 3 hrs/wk, 11 wk/
term

Other information • *Part-time ESL courses open to:*
dependents, tourists, business personnel **Endorsements:**
TESOL standards, NAFSA principles (HE) (P + C)

340

OREGON

2246 CONCORDIA UNIVERSITY, PORTLAND

2811 North East Holman
Portland OR 97211
Ph 503-288-9371
Fax 503-280-8531

Academic year 1996/97

TOEFL required for academic admission • 500
undergraduate *TOEFL waived if student completes the institution's IEP*

Orientation • offered; 1 day campus orientation for international students

Services • academic counseling, academic placement, field trips, homestay, host family, personal/cultural counseling, recreational activities, tutoring, writing center

ESL Courses

Fall, winter, spring:

B, LI:

Mythology, 3 hrs/wk, 8 wk/term

B, I, A:

Grammar, 4 hrs/wk, 8 wk/term

Listening, 3 hrs/wk, 8 wk/term

Reading, 4 hrs/wk, 8 wk/term

Writing, 2 hrs/wk, 8 wk/term

I:

US History, 5 hrs/wk, 8 wk/term

A:

Literature, 4 hrs/wk, 8 wk/term

TOEFL Preparation, 5 hrs/wk, 8 wk/term

Other information • *Part-time ESL courses open to:* Non I-20 students *Endorsements:* TESOL standards, NAFSA principles (HE) (P + C)

2247 GEORGE FOX UNIVERSITY

Newberg OR 97132
Ph 503-538-8383
Fax 503-537-3834
E-mail miancu@foxmail.gfc.edu
URL <http://www.gfc.edu>

Academic year 1996/97

TOEFL required for academic admission • 500-550
undergraduate *TOEFL waived if student completes the institution's IEP*

Orientation • offered; 3 days campus orientation for international students; additional 4 days orientation for both US and international students

Services • academic counseling, crosscultural activities, field trips, international student adviser

ESL Courses

Fall, spring:

A:

Academic Writing, 5 hrs/wk, 15 wk/term

Listening, 3 hrs/wk, 15 wk/term

Speech, 3 hrs/wk, 15 wk/term

B, LI, I:

Freshman Experience Seminar, 2 hrs/wk, 15 wk/term

Introduction to Christianity, 2 hrs/wk, 15 wk/term

Reading, 4 hrs/wk, 15 wk/term

Speaking and Listening, 4 hrs/wk, 15 wk/term

Writing and Grammar, 4 hrs/wk, 15 wk/term

Other information • *Part-time ESL courses open to:* dependents, tourists, business personnel (HE) (P + C)

2248 LANE COMMUNITY COLLEGE

1059 Willamette Street
Eugene OR 97401
Ph 541-747-4501
Fax 541-744-3991
E-mail johnsonn@lanecc.edu

Academic year 1995/96

TOEFL required for academic admission • 475
undergraduate

Orientation • required; 1 day campus orientation for international students

Services • academic counseling, career counseling, computer lab, crosscultural activities, field trips, homestay, housing assistance, international student adviser, personal/cultural counseling, recreational activities, visa/tax counseling

ESL Courses

Fall, winter, spring:

A:

Conversation, 3 hrs/wk, 11 wk/term

Effective Learning, 3 hrs/wk, 11 wk/term

Grammar, 3 hrs/wk, 11 wk/term

Preparatory Writing for Foreign Students, 3 hrs/wk, 11 wk/term

Vocabulary, 3 hrs/wk, 11 wk/term

Other information • *Part-time ESL courses open to:* dependents, tourists, business personnel (HE) (P + C)

2249 LINN-BENTON COMMUNITY COLLEGE

6500 Pacific Boulevard
Albany OR 97321
Ph 541-917-4460

Academic year 1996/97

TOEFL required for academic admission • 500
undergraduate

Orientation • required; 1/2 day campus orientation for international students

Services • academic counseling, academic placement, computer lab, conversation partners, crosscultural activities, field trips, international student adviser, personal/cultural counseling, visa/tax counseling

ESL Courses

Fall, winter, spring:

I, A:

Academic English for Non-Native Speakers, 4 hrs/wk, 11 wk/term

Independent Study for Non-Native Speakers, 2 hrs/wk, 11 wk/term

Other information • *Part-time ESL courses open to:* dependents, tourists, business personnel, immigrants, community *Endorsements:* NAFSA principles (HE)

2250 OREGON STATE UNIVERSITY

Snell Hall 301
Corvallis OR 97331-1632
Ph 541-737-2464
Fax 541-737-0871
URL <http://www.orst.edu>

Academic year 1996/97

TOEFL required for academic admission • 550
undergraduate, 550 graduate

Orientation • offered; 2-5 days campus orientation for international students, part of 1 week orientation for all students

Services • academic counseling, conversation partners, crosscultural activities, field trips, international student adviser, personal/cultural counseling, recreational activities

ESL Courses

Fall, winter:

I, A:

English for Business and Economics, 3 hrs/wk, 11 wk/term
English for Science and Technology, 3 hrs/wk, 11 wk/term
Intermediate English Skills, 12 hrs/wk, 11 wk/term

Fall, winter, spring, summer:

I:

Computer Language Learning, 3 hrs/wk, 11 wk/term
Grammar and TOEFL Preparation, 3 hrs/wk, 11 wk/term
Listening and Speaking, 6 hrs/wk, 11 wk/term
Reading and Writing, 6 hrs/wk, 11 wk/term

I, A:

Individualized Directed Learning, 3 hrs/wk, 11 wk/term

A:

Academic Speaking, 3 hrs/wk, 11 wk/term
Lecture and Notetaking, 3 hrs/wk, 11 wk/term
Research and Writing, 3 hrs/wk, 11 wk/term
Skills for TOEFL and Other Tests, 3 hrs/wk, 11 wk/term
University Reading, 3 hrs/wk, 11 wk/term

Fall, spring, summer:

A:

Presentation Skills for Foreign GTAs, 3 hrs/wk, 11 wk/term

Other information • *Part-time ESL courses open to:*

dependents, tourists, business personnel *Member:* UCIEP, AAIEP *Endorsements:* TESOL standards, NAFSA principles (HE) (P + C)

2251

PACIFIC UNIVERSITY

UC Box 661

Forest Grove OR 97116

Ph 503-359-2896

Fax 503-359-2251

E-mail maxfielb@pacificu.edu

Academic year 1996/97

TOEFL required for academic admission • 550
undergraduate, 600 graduate

Orientation • required; 2 days campus orientation for international students

Services • academic counseling, computer lab, conversation partners, crosscultural activities, field trips, homestay, host family, international student adviser, personal/cultural counseling, recreational activities

ESL Courses

Fall, spring, summer:

A:

Grammar, 5 hrs/wk, 15 wk/term

II, I, A:

Expository Writing, 5 hrs/wk, 15 wk/term

Other information • *Part-time ESL courses open to:*

dependents, tourists, business personnel *Endorsements:* TESOL standards, NAFSA principles (HE) (P + C)

2252

PORTLAND STATE UNIVERSITY

Department of Applied Linguistics

PO Box 751

Portland OR 97207

Ph 503-725-4088

Fax 503-725-4139

Academic year 1995/96

TOEFL required for academic admission • 525
undergraduate, 550 graduate

Orientation • offered; 2 days campus orientation for international students

Services • academic counseling, academic placement, computer lab, field trips, homestay, international student adviser, personal/cultural counseling

ESL Courses

Fall, winter, spring, summer:

A:

TOEFL Preparation, 2 hrs/wk, 11 wk/term

B, II, I, A:

Grammar, 4 hrs/wk, 11 wk/term

Reading, 4 hrs/wk, 11 wk/term

Speaking/Listening, 4 hrs/wk, 11 wk/term

Writing, 4 hrs/wk, 11 wk/term

Other information • *Part-time ESL courses open to:*

dependents, tourists, business personnel *Endorsements:* TESOL standards, NAFSA principles (HE)

2253

UNIVERSITY OF OREGON

Eugene OR 97403

Ph 541-346-3945

Fax 541-346-3917

E-mail irini@oregon.uoregon.edu

URL <http://babel.uoregon.edu/aei/eap.html>

Academic year 1996/97

TOEFL required for academic admission • 500
undergraduate, 500-600 graduate

Orientation • offered; 4 days campus orientation for international students

Services • academic counseling, career counseling, crosscultural activities, international student adviser, personal/cultural counseling, international peer assistants

ESL Courses

Fall, winter, spring:

A:

Note-Taking, 4 hrs/wk, 10 wk/term

Oral Skills, 4 hrs/wk, 10 wk/term

Reading and Vocabulary Development, 4 hrs/wk, 10 wk/term

Writing, 3 hrs/wk, 10 wk/term

Other information • *Part-time ESL courses open to:* all applicants with TOEFL 500-575 *Member:* UCIEP (HE)

2254

WARNER PACIFIC COLLEGE

2219 South East 68th Avenue

Portland OR 97215

Ph 800-582-7885, 503-775-4366, 503-775-4366

Fax 503-788-7425

E-mail admiss@warnerpacific.edu

URL <http://www.warnerpacific.edu>

Academic year 1996/97

TOEFL required for academic admission • 525
undergraduate *TOEFL waived if student completes the institution's IEP*

Orientation • offered; 2 weeks campus orientation for international students, part of 3 days orientation for all students

Services • academic counseling, personal/cultural counseling

ESL Courses

Fall, spring, summer:

I, A:

Independent Study, 15 wk/term

A:

Content Area Bridge Course, 15 wk/term

Research, 15 wk/term

B, LI, I, A:

Grammar, 15 wk/term

Listening, 15 wk/term

Reading, 15 wk/term

Speaking, 15 wk/term

Writing, 15 wk/term

Other information • *Part-time ESL courses open to:* dependents, tourists, business personnel (HE) (P + C)

PENNSYLVANIA

2255

CARNEGIE-MELLON UNIVERSITY

Intercultural Communication Center

418 Warner Hall

Pittsburgh PA 15213

Ph 412-268-4979

E-mail eslhelp@andrew.cmu.edu

Academic year 1995/96

TOEFL required for academic admission • 600
undergraduate, 550-600 graduate

Orientation • offered; 1 week campus orientation for international students

Services • academic counseling, international student adviser, tutoring

ESL Courses

Fall, spring:

I, A:

Teaching Assistant Training, 3 hrs/wk, 8 wk/term

Fall, spring, summer:

I:

Speaking and Listening, 3 hrs/wk, 4 wk/term

I, A:

Focus on US Culture, 3 hrs/wk, 4 wk/term

Job Interview Workshop, 6 hrs/wk, 1 wk/term

Language Learning Strategies, 3 hrs/wk, 2 wk/term

Oral Exams, 3 hrs/wk, 4 wk/term

Presentation Workshop, 3 hrs/wk, 4 wk/term

Writing Clinic, 14 wk/term

Other information • (HE)

2256

CEDAR CREST COLLEGE

100 College Drive

Allentown PA 18104

Ph 610-740-3792

Fax 610-740-3789

E-mail srtrigg@ccc-s.cedarcrest.edu

Academic year 1996/97

TOEFL required for academic admission • 500
undergraduate

Orientation • required; 3 days campus orientation for both US and international students

Services • academic counseling, academic placement, career counseling, computer lab, conversation partners, crosscultural activities, field trips, homestay, host family, international student adviser, personal/cultural counseling, recreational activities, visa/tax counseling

ESL Courses

Fall:

LI, I:

Speaking and Listening, 5 hrs/wk, 17 wk/term

Writing, 4-1/2 hrs/wk, 17 wk/term

Spring:

I:

Speaking and Listening, 5 hrs/wk, 17 wk/term

Writing, 4-1/2 hrs/wk, 17 wk/term

Other information • *Part-time ESL courses open to:* dependents *Endorsements:* NAFSA principles (HE)

2257

DREXEL UNIVERSITY

229 North 33rd Street

Drexel 96-015

Philadelphia PA 19104

Ph 215-895-2022

E-mail bames@duvm.ocs.drexel.edu

Academic year 1996/97

TOEFL required for academic admission • 510
undergraduate, 550-600 graduate

Orientation • offered; 1 week campus orientation for international students; 2 days cultural orientation for international teaching assistants

Services • academic counseling, conversation partners, international student adviser, writing center

ESL Courses

Fall, winter:

Composition, 5 hrs/wk, 11 wk/term

Fall, winter, spring:

I:

Oral Communication Skills, 4 hrs/wk, 11 wk/term

I, A:

Preparation for Intl Teaching Assistants, 4 hrs/wk

Winter, spring:

Introduction to Literature, 5 hrs/wk, 11 wk/term

Reading/Research, 5 hrs/wk, 11 wk/term

Other information • *Part-time ESL courses open to:* faculty, staff *Member:* UCIEP, AAIEP *Endorsements:* TESOL standards, NAFSA principles (HE) (P + C)

2258

DUQUESNE UNIVERSITY

College Hall

Pittsburgh PA 15282-1704

Ph 412-396-5092, 412-396-6113

Fax 412-396-5197

E-mail giannott@duq2.cc.duq.edu

Academic year 1996/97

TOEFL required for academic admission • 500-550
graduate depending on school; not required for undergraduate except in pharmacy, nursing

Orientation • offered; 2 days campus orientation for both US and international students, part of 1 week orientation for

all students; 1 semester International Student Seminar also available for new students

Services • academic counseling, conversation partners, field trips, host family, international student adviser, personal/cultural counseling, recreational activities, language lab

ESL Courses

Fall, spring, summer:

B, I, A:

Grammar, 4 hrs/wk, 15 wk/term

Listening Comprehension/Note-Taking, 4 hrs/wk, 15 wk/term

Reading, 4 hrs/wk, 15 wk/term

Speaking, 4 hrs/wk, 15 wk/term

Writing, 4 hrs/wk, 15 wk/term

A:

Freshman Literature, 3 hrs/wk, 15 wk/term

Freshman Writing, 3 hrs/wk, 15 wk/term

Graduate Academic Discourse, 4 hrs/wk, 15 wk/term

Graduate Research Paper, 4 hrs/wk, 15 wk/term

Undergraduate Term Paper, 4 hrs/wk, 15 wk/term

Other information • *Part-time ESL courses open to:* all applicants *Endorsements:* TESOL standards, NAFSA principles (HE) (P + C)

2259

EAST STROUDSBURG UNIVERSITY

East Stroudsburg PA 18301

Ph 717-422-3470

Fax 717-422-3777

E-mail bokeppel@esu.edu

Academic year 1995/96

TOEFL required for academic admission • 500 undergraduate

Orientation • offered; 2 days campus orientation for international students, plus six 1-hour sessions over two months

Services • academic counseling, field trips, international student adviser, personal/cultural counseling, recreational activities

ESL Courses

Fall:

I:

Composition Skills for Foreign Students, 3 hrs/wk, 15 wk/term

Other information • *Endorsements:* NAFSA principles (HE)

2260

GENEVA COLLEGE

ELAI-English Language and

Acculturation Institute

Beaver Falls PA 15010

Ph 412-847-6737

Fax 412-847-5684

E-mail aeburkhe@topdog.geneva.edu

Academic year 1995/96

TOEFL required for academic admission • *TOEFL waived if student completes the institution's IEP*

Orientation • required; campus orientation for international students

Services • academic counseling, academic placement, career counseling, computer lab, conversation partners, crosscultural activities, field trips, homestay, housing assistance, international student adviser, personal/cultural

counseling, recreational activities, visa/tax counseling, tutorials

ESL Courses

Fall:

I, A:

ESL Composition, 2 hrs/wk, 15 wk/term

Fall, spring:

I, A:

ESL, 3 hrs/wk, 15 wk/term

Spring:

I, A:

English Oral Communication, 2 hrs/wk, 15 wk/term

Summer:

I, A:

Human Communication, 10 hrs/wk, 7 wk/term

Other information • *Part-time ESL courses open to:* dependents, tourists, business personnel *Endorsements:* NAFSA principles (HE)

2261

GWYNEDD-MERCY COLLEGE

Summeytown Pike

Gwynedd Valley PA 19437

Ph 800-342-5462, 215-641-5544

Fax 215-542-4607

Academic year 1996/97

TOEFL required for academic admission • 500 undergraduate *TOEFL waived if student completes the institution's IEP*

Orientation • offered; 2 days campus orientation for both US and international students

Services • academic counseling, academic placement, career counseling, conversation partners, crosscultural activities, field trips, international student adviser, personal/cultural counseling, recreational activities, interactive video programs, chaplain/campus minister

ESL Courses

Fall, spring:

B, I, A:

Basic English, 5 hrs/wk, 16 wk/term

A:

College English for Internationals, 3 hrs/wk, 16 wk/term

College Reading Skills, 3 hrs/wk, 14 wk/term

Summer:

A:

Accent Reduction, 3 hrs/wk, 6 wk/term

Grammar and Usage, 5 hrs/wk, 6 wk/term

Listening and Conversation, 8 hrs/wk, 6 wk/term

Reading and Writing, 8 hrs/wk, 6 wk/term

Other information • *Part-time ESL courses open to:* dependents, tourists, business personnel *Endorsements:* TESOL standards, NAFSA principles (HE) (P + C)

2262

HARRISBURG AREA COMMUNITY COLLEGE

3300 Cameron Street Road

Harrisburg PA 17110-2999

Ph 717-780-2400

Fax 717-231-7674

E-mail iadmissn@hacc01b.hacc.edu

Academic year 1996/97

TOEFL required for academic admission • *TOEFL waived if student completes the institution's IEP*

Orientation • offered; 2 days campus orientation for international students

Services • career counseling, field trips, international student adviser, recreational activities

ESL Courses

Fall, spring:

B, I, A:

English-Reading ESL, 4-1/2 hrs/wk, 16 wk/term

I:

English-Composition, 3 hrs/wk, 16 wk/term

Other information • *Part-time ESL courses open to:* all applicants *Endorsements:* NAFSA principles (HE) (P + C)

2263

IMMACULATA COLLEGE

King Road
Box 694
Immaculata PA 19345
Ph 610-647-4400
Fax 610-251-1668

Academic year 1996/97

TOEFL required for academic admission • 500 undergraduate *TOEFL waived if student completes the institution's IEP*

Orientation • offered; 5 days and ongoing campus orientation for both US and international students

Services • academic counseling, personal/cultural counseling, arrival-departure services, banking services

ESL Courses

Fall:

A:

Oral English, 7 wk/term

Fall, spring:

A:

Advanced Vocabulary, 3 hrs/wk, 7 wk/term

College Electives, 3 hrs/wk, 7 wk/term

Critical Reading, 3 hrs/wk, 7 wk/term

Crosscultural Studies, 3 hrs/wk, 7 wk/term

Written English, 3 hrs/wk, 7 wk/term

B, I:

Basic Writing, 3 hrs/wk, 7 wk/term

Conversation, 3 hrs/wk, 7 wk/term

Developmental Reading, 3 hrs/wk, 7 wk/term

ESL, 3 hrs/wk, 7 wk/term

Intercultural Communication, 3 hrs/wk, 7 wk/term

Listening Skills, 3 hrs/wk, 7 wk/term

Phonetics, 3 hrs/wk, 7 wk/term

Public Speaking, 3 hrs/wk, 7 wk/term

US Culture, 3 hrs/wk, 7 wk/term

US Modern Music, 3 hrs/wk, 7 wk/term

Vocabulary Building, 3 hrs/wk, 7 wk/term

Other information • *Part-time ESL courses open to:* women only above Intermediate level *Member:* AAIEP *Endorsements:* NAFSA principles (HE) (P + C)

2264

JUNIATA COLLEGE

1700 Moore Street
Huntingdon PA 16652
Ph 814-641-3183
Fax 814-641-3185
E-mail helz@juncol.juniata.edu

Academic year 1996/97

TOEFL required for academic admission • 550 undergraduate *TOEFL waived if student completes the institution's IEP*

Orientation • offered; 1/2 day campus orientation for international students

Services • academic counseling, academic placement, career counseling, computer lab, conversation partners, crosscultural activities, field trips, host family, housing assistance, international student adviser, personal/cultural counseling, recreational activities, visa/tax counseling

ESL Courses

I, A:

Pronunciation/Sound Discrimination, 3 hrs/wk

TOEFL Preparation, 2-5 hrs/wk

Fall, spring:

I, A:

Academic Reading, 3-4 hrs/wk, 14 wk/term

Academic Writing, 4-5 hrs/wk, 14 wk/term

Communicative Grammar, 3 hrs/wk, 14 wk/term

Conversation Skills, 3 hrs/wk, 14 wk/term

English Through Video, 3-4 hrs/wk, 14 wk/term

Study Skills, 4-5 hrs/wk, 14 wk/term

Summer:

I, A:

Academic Reading, 3 hrs/wk, 10 wk/term

Academic Writing, 4-5 hrs/wk, 10 wk/term

Communicative Grammar, 3 hrs/wk, 10 wk/term

Conversation Skills, 3 hrs/wk, 10 wk/term

English Through Video, 3-4 hrs/wk, 10 wk/term

Study Skills, 4-5 hrs/wk, 10 wk/term

Other information • *Part-time ESL courses open to:* all applicants, groups and individuals on a contract basis according to needs and interests *Endorsements:* TESOL standards, NAFSA principles (HE) (P + C)

2265

KEYSTONE COLLEGE

PO Box 50
La Plume PA 18440-0220
Ph 800-824-2764, 717-945-5141, 717-945-6953
Fax 717-945-7916
E-mail admissns@keystone.edu
URL <http://www.keystone.edu>

Academic year 1996/97

TOEFL required for academic admission • 450 undergraduate; institutional TOEFL results accepted

Orientation • offered; 5 days campus orientation for international students, part of 3 days orientation for all students

Services • academic counseling, host family, international student adviser, personal/cultural counseling, tutoring, student association

ESL Courses

Fall, spring:

LI, I, A:

Composition and Literature, 5 hrs/wk, 14 wk/term

Other information • *Part-time ESL courses open to:* dependents, tourists, business personnel (HE) (P + C)

2266

LEHIGH CARBON COMMUNITY COLLEGE

4525 Education Park Drive
Schnecksville PA 18078-2598
Ph 610-799-1156
Fax 610-799-1159
E-mail ppt4@lex.lccc.edu

Academic year 1996/97

TOEFL required for academic admission • ESL placement testing done at college *TOEFL waived if student completes the institution's IEP*

Orientation • offered; 1 day campus orientation for both US and international students

Services • academic counseling, international student adviser

ESL Courses

Fall, spring:

LI, I:

ESL, 3-20 hrs/wk, 16 wk/term

A:

ESL, 9 hrs/wk, 16 wk/term

Other information • *Part-time ESL courses open to:* dependents, tourists, business personnel (HE) (P + C)

2267

PHILADELPHIA COLLEGE OF TEXTILES AND SCIENCE

4201 Henry Avenue
Philadelphia PA 19144
Ph 215-951-2828

Academic year 1996/97

TOEFL required for academic admission • 500 .
undergraduate, 525 graduate

Orientation • offered; 1 day campus orientation for international students

Services • academic counseling, international student adviser

ESL Courses

Fall, spring:

I, A:

Academic Reading, 3 hrs/wk, 16 wk/term

ESL, 5 hrs/wk, 16 wk/term

A:

Expository Writing, 5 hrs/wk, 16 wk/term

Other information • (HE)

2268

POINT PARK COLLEGE

201 Wood Street
Pittsburgh PA 15222
Ph 412-392-3925
Fax 412-391-1980

Academic year 1996/97

TOEFL required for academic admission • 500-525
graduate *TOEFL waived if student completes the institution's IEP*

Orientation • offered; 1 week campus orientation for international students; 15-week orientation course, Introduction to Living and Studying in the US

Services • academic counseling, international student adviser, personal/cultural counseling, international club, payment plans for deferred billing

ESL Courses

Fall, spring:

B, LI, I, A:

ESL, 4 hrs/wk, 15 wk/term

Summer:

B, LI, I, A:

ESL, 5 hrs/wk, 12 wk/term

Other information • *Part-time ESL courses open to:* dependents, tourists, business personnel, permanent residents *Endorsements:* TESOL standards, NAFSA principles (HE) (P + C)

2269

SLIPPERY ROCK UNIVERSITY

International Studies
Slippery Rock PA 16057
Ph 412-738-2605
Fax 412-738-2959
E-mail pjf@sruvm.sru.edu

Academic year 1996/97

TOEFL required for academic admission • 500
undergraduate, 550 graduate

Orientation • required; \$80.00 orientation fee; 1 week campus orientation for international students, part of 2 days orientation for all students

Services • academic counseling, academic placement, computer lab, crosscultural activities, host family, international student adviser, personal/cultural counseling, recreational activities, visa/tax counseling

ESL Courses

Fall, spring:

A:

College Writing I, 3 hrs/wk, 15 wk/term

Other information • *Endorsements:* NAFSA principles (HE)

2270

SWARTHMORE COLLEGE

Swarthmore PA 19081
Ph 610-328-8361
Fax 610-328-8673

Academic year 1996/97

TOEFL required for academic admission • recommended

Orientation • offered; 2 days campus orientation for international students, part of 6 days orientation for all students

Services • international student adviser

ESL Courses

Fall, spring:

A:

English for Foreign Students, 2-1/2 hrs/wk, 13 wk/term

Other information • (HE)

2271

TEMPLE UNIVERSITY

400 Seltzer Hall
Philadelphia PA 19122
Ph 215-204-7899
Fax 215-204-6166
E-mail ielp@pop3.cris.com
URL <http://www.temple.edu/ielp>

Academic year 1996/97

TOEFL required for academic admission • 500
undergraduate

Orientation • offered; 3 days campus orientation for international students

Services • academic counseling, crosscultural activities, field trips, recreational activities, health services

ESL Courses

Fall, winter, spring, summer:

I, A:

ESL, 3-6 hrs/wk, 14 wk/term

Other information • *Part-time ESL courses open to:* dependents, permanent residents, F2 and J2 visa holders
Member: AAIEP *Endorsements:* TESOL standards, NAFSA principles (HE) (P + C)

2272

THIEL COLLEGE

Greenville PA 16125

Ph 800-248-4435, 412-589-2220, 412-589-2146

Fax 412-589-2013

Academic year 1996/97

TOEFL required for academic admission • 450
 undergraduate, school also accepts equivalent scores from special language schools *TOEFL may be waived in special cases*

Orientation • offered; 1 week campus orientation for international students, part of 2 days orientation for all students

Services • academic counseling, field trips, homestay, host family, international student adviser, personal/cultural counseling, recreational activities, international student organization

ESL Courses

Fall, spring:

I, A:

English, 3-9 hrs/wk, 15 wk/term

Summer:

LI, I, A:

ESL, 3-5 hrs/wk, 6 wk/term

ESL Lab, 1-2 hrs/wk, 6 wk/term

Other information • *Part-time ESL courses open to:* all applicants (HE)

Speaking and Listening, 5 hrs/wk, 5 wk/term

Spring:

LI, I, A:

Oral Presentation, 2-1/2 hrs/wk, 5 wk/term

Other information • *Part-time ESL courses open to:* dependents, tourists, business personnel, local residents
Member: UCIEP, AAIEP *Endorsements:* TESOL standards (HE) (P + C)

2274

UNIVERSITY OF PITTSBURGH, MAIN CAMPUS

2816 Cathedral of Learning

Box 203

Pittsburgh PA 15260-6378

Ph 412-624-5900

Fax 412-648-5911

E-mail esleli@vms.cis.pitt.edu

Academic year 1996/97

TOEFL required for academic admission • 500
 undergraduate, 550 graduate, varies by department

Orientation • offered; 1 day campus orientation for international students (fall term only)

Services • academic counseling, homestay, personal/cultural counseling

ESL Courses

Fall, winter:

A:

Reading, 3 hrs/wk, 15 wk/term

Speaking, 3 hrs/wk, 15 wk/term

Writing, 3 hrs/wk, 15 wk/term

Other information • 3 hours/week informal ESL course for student spouses *Part-time ESL courses open to:* students not on university visa, space permitting *Member:* UCIEP
Endorsements: TESOL standards, NAFSA principles (HE) (P + C) ■

2273

UNIVERSITY OF PENNSYLVANIA

21 Bennett Hall

34th and Walnut Streets

Philadelphia PA 19104-6274

Ph 215-898-8681

Fax 215-898-2684

E-mail elp@sas.upenn.edu

URL <http://www.sas.upenn.edu/elp>

Academic year 1996/97

TOEFL required for academic admission • 550
 undergraduate, graduate requirement varies by school

Orientation • offered; 1 day campus orientation for international students

Services • academic counseling, academic placement, career counseling, computer lab, crosscultural activities, field trips, host family, housing assistance, international student adviser, personal/cultural counseling, recreational activities, visa/tax counseling

ESL Courses

Fall, spring:

LI, I, A:

Language of Meetings, 2-1/2 hrs/wk, 5 wk/term

Fall, spring, summer:

LI, I, A:

Academic Writing, 2-1/2 hrs/wk, 10 wk/term

Business Writing, 2-1/2 hrs/wk, 5 wk/term

Pronunciation Improvement, 2-1/2 hrs/wk, 10 wk/term

2275

URSINUS COLLEGE

Department of Modern Languages

Olin 221

Collegeville PA 19426

Ph 610-489-4111

Academic year 1996/97

TOEFL required for academic admission • 530
 undergraduate

Orientation • offered; 1 day campus orientation for both US and international students

Services • academic counseling, academic placement, career counseling, computer lab, conversation partners, crosscultural activities, field trips, homestay, host family, housing assistance, international student adviser, personal/cultural counseling, recreational activities, visa/tax counseling

ESL Courses

Fall:

I, A:

English for Speakers of Other Languages, 4 hrs/wk, 15 wk/term

Other information • (HE)

347

2276
WILSON COLLEGE

1015 Philadelphia Avenue
Chambersburg PA 17201
Ph 800-421-8402, 717-264-4141
Fax 717-264-1578
URL <http://www.wilson.edu>

Academic year 1996/97
TOEFL required for academic admission • 500 undergraduate
Orientation • offered; 4 days campus orientation for international students, part of 1-1/2 days orientation for all students
Services • academic counseling, personal/cultural counseling, learning resource center
ESL Courses
Fall, spring:
I, A:
American Literature: The Short Story, 3 hrs/wk, 14 wk/term
Oral Communication, 3 hrs/wk, 14 wk/term
II, I, A:
ESL: Writing at a College Level, 3 hrs/wk, 14 wk/term
Oral Communication and Reading Skills, 3 hrs/wk, 14 wk/term
Other information • (HE)

RHODE ISLAND

2277
UNIVERSITY OF RHODE ISLAND

Kingston RI 02881
Ph 401-874-5931
Fax 401-874-2580
E-mail Ironesi@uriacc.uri.edu
URL http://www.uri.edu/uri_home.html

Academic year 1996/97
TOEFL required for academic admission • 550 undergraduate, 550 graduate
Orientation • offered; 1 week campus orientation for international students
Services • academic counseling, crosscultural activities, recreational activities, tutoring, international teaching assistants program
ESL Courses
Fall, spring, summer:
II, I, A:
ESL, 3 hrs/wk, 15 wk/term
Other information • *Part-time ESL courses open to:* all applicants (HE)

SOUTH CAROLINA

2278
UNIVERSITY OF SOUTH CAROLINA

Byrnes Building 310
Columbia SC 29208
Ph 803-777-3867
Fax 803-777-6839
E-mail epi-info@epi.sc.edu
URL <http://www.epi.sc.edu>

Academic year 1996/97
TOEFL required for academic admission • 550 undergraduate, 500 graduate, 50 points lower for undergraduates who complete institution's IEP
Orientation • offered; 2 days campus orientation for international students
Services • academic counseling, crosscultural activities, personal/cultural counseling, recreational activities, visa/tax counseling, community host
ESL Courses
Fall:
A:
Oral Lab for International TAs, 3 hrs/wk, 8 wk/term
Fall, spring:
A:
Graduate Oral Communication, 3 hrs/wk, 8 wk/term
Graduate Written Communication, 3 hrs/wk, 8 wk/term
Undergraduate Composition, 3 hrs/wk, 14 wk/term
Other information • *Part-time ESL courses open to:* dependents, tourists, business personnel *Member:* UCIEP, AAIEP *Endorsements:* TESOL standards, NAFLSA principles (HE) (P + C) ●

SOUTH DAKOTA

2279
DAKOTA STATE UNIVERSITY

Beadle Hall
Room 111
Madison SD 57042-1799
Ph 605-256-5267
Fax 605-256-5316
E-mail ryanl@columbia.dsu.edu
URL <http://www.dsu.edu>

Academic year 1996/97
TOEFL required for academic admission • 550 undergraduate
Orientation • offered; 1 day campus orientation for both US and international students
Services • international student adviser
ESL Courses
Fall, spring:
A:
ESL, 10 hrs/wk, 15 wk/term
Summer:
A:
ESL, 10 hrs/wk, 13 wk/term
Other information • *Part-time ESL courses open to:* all applicants (HE) (P + C)

TENNESSEE

2280
CARSON-NEWMAN COLLEGE

Jefferson City TN 37760
Ph 423-471-3308
Fax 423-471-3475
E-mail midkiff@cnc.cn.edu

Academic year 1996/97
TOEFL required for academic admission • *TOEFL waived if student completes the institution's IEP*

Orientation • offered; 2 days campus orientation for international students, part of 3 days orientation for all students

Services • academic counseling, academic placement, career counseling, computer lab, crosscultural activities, field trips, housing assistance, international student adviser, personal/cultural counseling, recreational activities, visa/tax counseling

ESL Courses

Fall, spring:

B, LI, I, A:

Reading/Writing, 10 hrs/wk, 15 wk/term
Speaking/Listening, 10 hrs/wk, 15 wk/term
Tutoring, 5 hrs/wk, 15 wk/term

Summer:

B, LI, I, A:

Reading/Writing, 10 hrs/wk, 10 wk/term
Speaking/Listening, 10 hrs/wk, 10 wk/term
Tutoring, 5 hrs/wk, 10 wk/term

Other information • *Part-time ESL courses open to:* dependents, business personnel *Endorsements:* TESOL standards, NAFSA principles (HE) (P + C)

2281

LINCOLN MEMORIAL UNIVERSITY

Cumberland Gap Parkway
Harrogate TN 37752
Ph 423-869-6298, 423-869-6214
Fax 423-869-6426

Academic year 1995/96

TOEFL required for academic admission • 500 undergraduate *TOEFL waived if student completes the institution's IEP*

Orientation • required; 2 days campus orientation for both US and international students

Services • academic counseling, academic placement, career counseling, computer lab, conversation partners, crosscultural activities, field trips, homestay, host family, housing assistance, international student adviser, personal/cultural counseling, recreational activities, visa/tax counseling

ESL Courses

Fall, spring:

I, A:

Composition, 3-4 hrs/wk, 15 wk/term
Grammar/TOEFL Preparation, 3-4 hrs/wk, 15 wk/term
Listening/Speaking, 3-4 hrs/wk, 15 wk/term
Reading, 3-4 hrs/wk, 15 wk/term

Other information • *Part-time ESL courses open to:* dependents *Endorsements:* TESOL standards, NAFSA principles (HE) (P + C)

2282

MARYVILLE COLLEGE

Maryville TN 37804
Ph 423-981-8183
Fax 423-983-0581
E-mail mcintl@utkux.utcc.utk.edu
URL <http://www.maryvillecollege.edu>

Academic year 1996/97

TOEFL required for academic admission • 525 undergraduate *TOEFL waived if student completes the institution's IEP with Michigan test*

Orientation • offered; 2 days campus orientation for international students; 1 hour/week orientation course during term

Services • academic counseling, crosscultural activities, field trips, international student adviser, recreational activities

ESL Courses

Fall, spring:

A:

Composition, 3 hrs/wk
Intensive ESL, 6-8 hrs/wk

Other information • *Part-time ESL courses open to:* all applicants *Member:* AAIEP *Endorsements:* TESOL standards, NAFSA principles (HE) (P + C)

2283

TENNESSEE WESLEYAN COLLEGE

Box 40
College Street
Athens TN 37371-0400
Ph 423-745-7504
Fax 423-744-9968

Academic year 1996/97

TOEFL required for academic admission • 500 undergraduate *TOEFL waived if student completes the institution's IEP*

Orientation • offered; 2 days campus orientation for international students

Services • academic counseling, field trips, personal/cultural counseling, recreational activities

ESL Courses

Fall:

A:

English for Foreign Students, 5 hrs/wk, 15 wk/term

Other information • *Part-time ESL courses open to:* all applicants *Endorsements:* TESOL standards, NAFSA principles (HE) (P + C)

2284

VANDERBILT UNIVERSITY

English for Academics and Professionals
Peabody Station Box 510
Nashville TN 37203
Ph 615-322-2277
Fax 615-343-7799
E-mail grahamjg@ctrvax.vanderbilt.edu
URL <http://www.vanderbilt.edu/EFI>

Academic year 1996/97

TOEFL required for academic admission • 550 undergraduate, varies for graduate

Orientation • offered; 2 days campus orientation for international students

ESL Courses

Fall:

I:

Academic Speaking, 3 hrs/wk, 14 wk/term
Academic Writing, 3 hrs/wk, 14 wk/term

Spring:

A:

Academic Speaking, 3 hrs/wk, 14 wk/term
Academic Writing, 3 hrs/wk, 14 wk/term
Technical Presentations, 4 hrs/wk, 4 wk/term

Other information • *Part-time ESL courses open to:* university students, staff, faculty *Endorsements:* TESOL standards, NAFSA principles (HE) (P + C)

TEXAS

2285

DEL MAR COLLEGE

Department of ESOL and Reading
101 East Baldwin
Corpus Christi TX 78404
Ph 512-886-1534
Fax 512-886-1955
E-mail nms@tenet.edu

Academic year 1996/97

Orientation • offered; 1 day campus orientation for international students

Services • academic counseling, academic placement career counseling, computer lab, conversation partners, crosscultural activities, international student adviser, mentoring

ESL Courses

Fall, spring, summer:

I, A:

Composition, 3 hrs/wk
TASP Reading Preparation, 3 hrs/wk

A:

College Reading Improvement, 3 hrs/wk
Rapid and Analytical Reading
Reading and Language Development

B, LI, I, A:

Conversation, 3 hrs/wk
Grammar, 3 hrs/wk
Reading, 3 hrs/wk
Vocabulary, Pronunciation and Writing, 3 hrs/wk

B, LI, I:

Reading and Comprehension, 3 hrs/wk
Other information • *Part-time ESL courses open to:* dependents, tourists, business personnel, community
Endorsements: TESOL standards, NAFSA principles (HE) (P+C)

2286

EL PASO COMMUNITY COLLEGE

PO Box 20500
Lakeside Language Center
El Paso TX 79998
Ph 915-774-5250
Fax 915-774-5276

Academic year 1996/97

TOEFL required for academic admission • 450 undergraduate *TOEFL waived if student completes the institution's IEP*

Orientation • offered; 1-1/2 hours campus orientation for international students, part of 1/2 day orientation for all students

Services • international student adviser

ESL Courses

Fall, winter, spring, summer:

B, LI, I, A:

Conversational ESL, 4-1/2 hrs/wk

Summer:

A:

Accent Reduction and Pronunciation, 12 hrs/wk
Other information • ESL courses offered 3-4 hours on Saturdays for children 7-16 years of age *Part-time ESL courses open to:* all applicants **Endorsements:** TESOL standards, NAFSA principles (HE) (P+C)

2287

HOWARD PAYNE UNIVERSITY

Box 848 HPU Station
Brownwood TX 76801
Fax 915-649-8901

Academic year 1996/97

TOEFL required for academic admission • 500 undergraduate *TOEFL waived if student completes the institution's IEP*

Orientation • required; 2 days campus orientation for international students

Services • academic counseling, academic placement, computer lab, crosscultural activities, field trips, international student adviser, personal/cultural counseling, recreational activities

ESL Courses

Fall, winter, spring, summer:

A:

College Success Skills, 3 hrs/wk

Other information • *Part-time ESL courses open to:* dependents, tourists, business personnel **Endorsements:** TESOL standards, NAFSA principles (HE) (P+C)

2288

MIDWESTERN STATE UNIVERSITY

3410 Taft Boulevard
Wichita Falls TX 76308
Ph 817-689-4609, 817-689-4685
Fax 817-689-4042
E-mail fwhiteb@nexus.mwsu.edu

Academic year 1995/96

TOEFL required for academic admission • 480 undergraduate, 520 graduate

Orientation • required; 10 days campus orientation for international students, part of 5 days orientation for all students

Services • academic counseling, academic placement, career counseling, computer lab, crosscultural activities, field trips, host family, housing assistance, international student adviser, recreational activities, visa/tax counseling

ESL Courses

Fall, spring:

I:

Reading, 3 hrs/wk, 16 wk/term

I, A:

Composition, 3 hrs/wk, 16 wk/term

Other information • *Part-time ESL courses open to:* dependents, tourists, business personnel, special course arrangements **Endorsements:** NAFSA principles (HE) (P+C)

2289

NORTH HARRIS COLLEGE

2700 WW Thorne
Houston TX 77073
Ph 713-443-5577
Fax 713-443-5402
E-mail wood_sharilyn/
nhmccd_employee@mail.nhmccd.cc.tx.us

Academic year 1996/97

TOEFL required for academic admission • 550 undergraduate

350

ESL Courses*Fall, spring:***B:**

Speaking and Listening, 5 hrs/wk, 15 wk/term

LI, I:

Reading and Vocabulary, 3 hrs/wk, 15 wk/term

LI, I, A:

Grammar and Writing, 5 hrs/wk, 15 wk/term

*Summer:***B:**

Speaking and Listening, 8 hrs/wk, 8 wk/term

LI, I:

Reading and Vocabulary, 6 hrs/wk, 8 wk/term

LI, I, A:

Grammar and Writing, 8 hrs/wk, 8 wk/term

Other information • *Part-time ESL courses open to:* dependents, tourists, business personnel (HE)**2290****OUR LADY OF THE LAKE UNIVERSITY OF SAN ANTONIO**

411 Southwest 24th Street

San Antonio TX 78285-4666

Ph 210-434-6711**Fax** 210-436-0824**E-mail** sanod@lake.ollusa.edu**URL** <http://www.ollusa.edu>*Academic year 1996/97***TOEFL required for academic admission** • 525

undergraduate, 550 graduate

Orientation • offered; 3 days campus orientation for both

US and international students

Services • academic counseling, field trips, personal/cultural counseling**ESL Courses***Fall, spring:***A:**

Reading to Write, 5 hrs/wk, 15 wk/term

Other information • (HE) (P + C)**2291****RICE UNIVERSITY**

School of Continuing Studies

Language Programs, MS 550, 6100 Main St

Houston TX 77005-1892

Ph 713-527-8456**Fax** 713-285-5213**E-mail** esl@rice.edu**URL** <http://www.rice.edu/esl>*Academic year 1996/97***TOEFL required for academic admission** • 550

undergraduate, 550 graduate

Orientation • offered; 1/2 day campus orientation for international students; 1 week orientation for international graduate students**Services** • academic counseling, academic placement, field trips, personal/cultural counseling, recreational activities**ESL Courses***Fall:***I, A:**

ESL for Graduate Students, 4 hrs/wk, 7 wk/term

Other information • *Part-time ESL courses open to:* all applicants at least 18 years of age with secondary school certificate **Endorsements:** TESOL standards, NAFSA principles (HE) (P + C)**2292****SAINT EDWARD'S UNIVERSITY**

3001 South Congress Avenue

Austin TX 78704

Ph 512-448-8653**Fax** 512-448-8492**E-mail** michelem@admin.stedwards.edu*Academic year 1996/97***TOEFL required for academic admission** • 500

undergraduate

Orientation • offered; 1-1/2 days campus orientation for international students, part of 3 days orientation for all students**Services** • academic counseling, academic placement, career counseling, host family, international student adviser, personal/cultural counseling, writing referral center**ESL Courses***Fall, spring:***LI:**

Reading, 3 hrs/wk, 15 wk/term

Writing, 6 hrs/wk, 15 wk/term

LI, I:

Listening Skills, 2 hrs/wk, 15 wk/term

I:

Reading Improvement, 3 hrs/wk, 15 wk/term

I, A:

Analysis and Composition, 3 hrs/wk, 15 wk/term

Other information • (HE)**2293****SAINT MARY'S UNIVERSITY**

1 Camino Santa Maria

San Antonio TX 78228-8571

Ph 210-431-2299*Academic year 1996/97***TOEFL required for academic admission** • 550

undergraduate, 550 graduate

Orientation • offered; 1 day campus orientation for both US and international students**Services** • academic counseling, personal/cultural counseling, recreational activities**ESL Courses***Summer:***A:**

Intensive ESL, 20-23 hrs/wk, 30 wk/term

Other information • **Endorsements:** NAFSA principles (HE)**2294****SAN ANTONIO COLLEGE**

1300 San Pedro

San Antonio TX 78284

Ph 512-733-2620**Fax** 210-733-2507**E-mail** cswanson@accdvm.accd.edu*Academic year 1996/97***TOEFL required for academic admission** • not required**Orientation** • offered; 3 days campus orientation for international students; orientation may be taken over a 5-week period**Services** • international student adviser, audio-visual lab, CAI, assessment center, Rosetta Stone cd-rom software

- **ESL Courses**
Fall, spring:
 Developmental Writing, 3 hrs/wk, 15 wk/term
 Reading, 3 hrs/wk, 15 wk/term
 Speech, 3 hrs/wk, 15 wk/term
B, LI, I, A:
 Conversation and Pronunciation, 15 wk/term
 Semi-Intensive ESL, 15 hrs/wk, 15 wk/term
 Speech for Non-Native Speakers, 15 wk/term
Summer:
 Developmental Writing, 3 hrs/wk, 12 wk/term
 Reading, 3 hrs/wk, 12 wk/term
 Speech, 3 hrs/wk, 12 wk/term
B, LI, I, A:
 Semi-Intensive ESL, 12 hrs/wk, 12 wk/term
 Semi-Intensive ESL, 15 hrs/wk, 8 wk/term
Other information • *Part-time ESL courses open to:* all applicants (HE)

2295

TEXAS A&M UNIVERSITY

Department of Modern and Classical Languages
 College Station TX 77843-2130
Ph 409-845-7936
Fax 409-862-4326
E-mail eli@acs.tamu.edu
URL <http://acs.tamu.edu/~eli/eli/eli.html>

Academic year 1996/97
TOEFL required for academic admission • 550 undergraduate, 550 graduate
Orientation • offered; 2 days campus orientation for international students
Services • academic counseling, conversation partners, crosscultural activities, field trips
ESL Courses
Fall, spring, summer:
B, I, A:
 Grammar, 3-12 hrs/wk
 Listening, 3-12 hrs/wk
 Reading, 3-12 hrs/wk
 Speaking, 3-12 hrs/wk
 Vocabulary, 3-12 hrs/wk
 Writing, 3-12 hrs/wk
Other information • *Part-time ESL courses open to:* dependents, business personnel *Member:* UCIEP (HE) (P + C)

2296

TEXAS CHRISTIAN UNIVERSITY

TCU Box 297720
 Fort Worth TX 76129-0001
Ph 817-921-7485
Fax 817-921-7761
E-mail k.gayle@tcu.edu
URL <http://www.iep.tcu.edu/iep>

Academic year 1996/97
TOEFL required for academic admission • 550 undergraduate, 550-600 graduate *TOEFL waived if student completes the institution's IEP*
Orientation • offered; \$100.00 orientation fee; 3 days campus orientation for international students, part of 2 days orientation for all students

Services • academic counseling, crosscultural activities, host family, personal/cultural counseling, visa/tax counseling, international student association

ESL Courses

Fall, spring:
A:
 Composition Skills, 3 hrs/wk, 16 wk/term
Other information • *Part-time ESL courses open to:* all applicants (HE) (P + C)

2297

TEXAS LUTHERAN UNIVERSITY

242 Langner Hall
 1000 West Court Street
 Seguin TX 78155
Ph 512-372-6089, 210-372-8050
Fax 210-372-3096
E-mail admissions@tx.lutheran.edu
URL <http://www.TxLutheran.edu>

Academic year 1996/97
TOEFL required for academic admission • 550 undergraduate *TOEFL waived if student completes the institution's IEP*
Orientation • offered; 2-3 days campus orientation for international students, part of 3 days orientation for all students in camp setting
Services • academic counseling, academic placement, airport meeting, field trips, international student adviser, personal/cultural counseling, recreational activities, tutoring, health center
ESL Courses
Fall:
 Topics in Art and Morality, 15 hrs/wk, 8 wk/term
 Topics in Computation and Technology, 15 hrs/wk, 8 wk/term
 Topics in History, 15 hrs/wk, 8 wk/term
 Topics in Philosophy and Religion, 15 hrs/wk, 8 wk/term
Spring:
 Topics in Comparative Culture, 15 hrs/wk, 8 wk/term
 Topics in Natural Sciences, 15 hrs/wk, 8 wk/term
 Topics in Personal Well-Being, 15 hrs/wk, 8 wk/term
 Topics of the Contemporary World, 15 hrs/wk, 8 wk/term
Summer:
 Topics in Art and Morality, 8 wk/term
 Topics in Comparative Culture, 15 hrs/wk, 8 wk/term
 Topics in Computation and Technology, 15 hrs/wk, 8 wk/term
 Topics of the Contemporary World, 15 hrs/wk, 8 wk/term
Other information • *Part-time ESL courses open to:* all applicants with short-term or part-time needs for academic preparation (HE) (P + C)

2298

TEXAS TECH UNIVERSITY

PO Box 42071
 Lubbock TX 79409-2071
Ph 806-742-3147
Fax 806-742-3306
E-mail ntmye@ttacs.ttu.edu

Academic year 1996/97
TOEFL required for academic admission • 550 undergraduate, 550 graduate
Orientation • offered; 4 days campus orientation for both US and international students

Services • academic counseling, academic placement, career counseling, crosscultural activities, personal/cultural counseling, recreational activities, visa/tax counseling

ESL Courses

Fall, spring:

A:
Advanced Composition for Graduate Students, 3 hrs/wk, 15 wk/term

Conversational English, 3 hrs/wk, 15 wk/term

English Grammar and Composition, 3 hrs/wk, 15 wk/term

Other information • *Part-time ESL courses open to:* matriculated students *Member:* AAIEP *Endorsements:* TESOL standards, NAFSA principles (HE) (P + C)

2299

TRINITY VALLEY COMMUNITY COLLEGE

500 South Prairieville
Athens TX 75751
Ph 903-675-6213

Academic year 1996/97

TOEFL required for academic admission • not required
Orientation • offered; campus orientation for both US and international students

Services • academic placement, conversation partners, crosscultural activities, field trips, international student adviser, recreational activities

ESL Courses

Fall, spring:

I, A:

Developmental Reading, 5 hrs/wk, 16 wk/term

Developmental Speech, 5 hrs/wk, 16 wk/term

English for Internationals, 5 hrs/wk, 16 wk/term

Psychology, 5 hrs/wk, 16 wk/term

Other information • *Part-time ESL courses open to:* business personnel (HE)

2300

UNIVERSITY OF DALLAS

1845 East Northgate Drive
Irving TX 75062
Ph 214-721-5011
Fax 214-721-5254

Academic year 1996/97

TOEFL required for academic admission • 550 undergraduate, 550 graduate, 520 Graduate School of Management

Orientation • required; 1 day campus orientation for international students

Services • academic counseling, career counseling, computer lab, homestay, housing assistance, international student adviser, personal/cultural counseling, recreational activities, visa/tax counseling

ESL Courses

Fall, spring, summer:

I:

Intensive English, 10-15 hrs/wk, 12 wk/term

A:

Business Fluency, 3 hrs/wk, 12 wk/term

Other information • *Part-time ESL courses open to:* business personnel *Endorsements:* TESOL standards, NAFSA principles (HE) (P + C)

2301

UNIVERSITY OF HOUSTON, MAIN CAMPUS

Department of English
Houston TX 77004-3012
Ph 713-743-3004
Fax 713-743-3215

Academic year 1996/97

TOEFL required for academic admission • 550 undergraduate, 550-600 graduate *TOEFL waived for undergraduates who complete the institution's IEP*

Orientation • offered; \$50.00 orientation fee; 4 days campus orientation for international students

Services • academic counseling, international student adviser, personal/cultural counseling

ESL Courses

Fall, spring:

I, A:

English for Intl Teaching Assistants/Faculty, 3 hrs/wk, 12 wk/term

Fall, spring, summer:

I, A:

Pronunciation, 3 hrs/wk, 10 wk/term

TOEFL Preparation, 3 hrs/wk, 6 wk/term

A:

American Life through Literature, 3 hrs/wk, 14 wk/term

English Composition for Non-Native Speakers, 3 hrs/wk, 14 wk/term

Other information • *Member:* UCIEP, AAIEP *Endorsements:* TESOL standards, NAFSA principles (HE) (P + C)

2302

UNIVERSITY OF MARY HARDIN-BAYLOR

UMHB Box 8374
Belton TX 76513
Ph 800-727-8642, 817-939-4949
Fax 817-939-4535

Academic year 1995/96

Orientation • required; 1 day campus orientation for international students

Services • academic counseling, academic placement, computer lab, conversation partners, international student adviser

ESL Courses

Fall, spring:

B, LI, I, A:

Basics of English Grammar, 3 hrs/wk, 15 wk/term

Elements of Effective Writing, 3 hrs/wk, 15 wk/term

English Idioms, 3 hrs/wk, 15 wk/term

Oral Communication, 3 hrs/wk, 15 wk/term

Readings in English, 3 hrs/wk, 15 wk/term

Other information • (HE) (P + C)

2303

UNIVERSITY OF NORTH TEXAS

Intensive English Language Institute
PO Box 13258
Denton TX 76203-3258
Ph 817-565-2003
Fax 817-565-4822
E-mail rebeccas@isp.unt.edu
URL <http://www.unt.edu>

Academic year 1996/97

TOEFL required for academic admission • 550 undergraduate, 550 graduate, or TOEFL 530 and TWE 4.5
TOEFL waived if student completes the institution's IEP
Orientation • offered; 5 days campus orientation for international students throughout 8 weeks
Services • academic counseling, academic placement, crosscultural activities, field trips, personal/cultural counseling, recreational activities, visa/tax counseling, ID card

ESL Courses

Fall, spring:

A:

Composition, 3 hrs/wk, 16 wk/term
 Reading Skills, 3 hrs/wk, 16 wk/term

Summer:

A:

Composition, 3 hrs/wk, 5 wk/term
 Reading Skills, 3 hrs/wk, 5 wk/term

Other information • *Part-time ESL courses open to:* dependents, tourists, business personnel *Member:* UCIEP, AAIEP *Endorsements:* TESOL standards, NAFA principles (HE) (P + C) ▶

2304

UNIVERSITY OF TEXAS AT ARLINGTON

Box 19559
 Arlington TX 76019-0559
Ph 817-272-3133
Fax 817-272-2731

Academic year 1996/97

TOEFL required for academic admission • 550 graduate
TOEFL waived for undergraduates who complete the institution's IEP
Orientation • offered; 1 day campus orientation for international students

Services • academic counseling, field trips, host family, personal/cultural counseling, recreational activities, visa/tax counseling

ESL Courses

Fall, spring:

Composition, 3 hrs/wk, 15 wk/term

Other information • *Member:* AAIEP *Endorsements:* TESOL standards, NAFA principles (HE) (P + C)

2305

UNIVERSITY OF TEXAS AT AUSTIN

ESL Services, International Office
 Drawer A, UT Station
 Austin TX 78713-7206
Ph 512-471-2480
Fax 512-471-8848
E-mail eslserv@utxsvs.cc.utexas.edu
URL <http://www.io.utexas.edu>

Academic year 1995/96

TOEFL required for academic admission • 550 undergraduate, 550 graduate
Orientation • offered; \$40.00 orientation fee; 1 day campus orientation for international students, part of 4 days orientation for all students

Services • academic counseling, career counseling, computer lab, conversation partners, crosscultural activities, host family, housing assistance, international student adviser, personal/cultural counseling, recreational activities, visa/tax counseling

ESL Courses

Fall, spring, summer:

I, A:

ESL Academic Writing for Graduate Students, 3 hrs/wk, 15 wk/term

ESL Oral Communication for Graduate Students, 3 hrs/wk, 15 wk/term

ESL Undergraduate Academic English, 3 hrs/wk, 15 wk/term

Other information • *Part-time ESL courses open to:* visiting scholars and researchers *Endorsements:* TESOL standards, NAFA principles (HE) (P + C)

2306

UNIVERSITY OF TEXAS AT BROWNSVILLE

80 Fort Brown
 Building 31
 Brownsville TX 78520
Ph 210-548-6515
Fax 210-544-8988
E-mail lforse@utb.edu

Academic year 1996/97

TOEFL required for academic admission • 500 graduate
Services • academic counseling, academic placement, career counseling, computer lab, conversation partners, crosscultural activities, field trips, international student adviser, personal/cultural counseling, recreational activities

ESL Courses

Fall, spring, summer:

B, LI:

English Skills and Grammar, 6 hrs/wk, 12 wk/term

I, A:

Reading and Writing, 6 hrs/wk, 12 wk/term

Other information • *Part-time ESL courses open to:* dependents, tourists, business personnel *Endorsements:* TESOL standards, NAFA principles (HE) (P + C)

2307

UNIVERSITY OF TEXAS AT SAN ANTONIO

6900 North Loop 1604 West
 San Antonio TX 78249-0653
Ph 210-691-4426
Fax 210-691-5962
E-mail bcbldiv@lonestar.utsa.edu

Academic year 1996/97

TOEFL required for academic admission • 550 undergraduate, 550 graduate

Orientation • offered; 1 day campus orientation for international students

ESL Courses

Fall, spring:

A:

Lecture Comprehension in Academic Content, 3 hrs/wk, 15 wk/term

Reading in Academic Contexts, 3 hrs/wk, 15 wk/term

Speaking in Academic Contexts, 3 hrs/wk, 15 wk/term

Writing in Academic Contexts, 3 hrs/wk, 15 wk/term

Other information • *Endorsements:* TESOL standards (HE)

UTAH

2308
BRIGHAM YOUNG UNIVERSITY

2113 JKHB
Provo UT 84602
Ph 800-298-8375, 801-378-2691
Fax 801-378-8295
E-mail glen__probst@byu.edu
URL <http://humanities.byu.edu/ELC/Brochure>

Academic year 1996/97

TOEFL required for academic admission • 500 undergraduate, 550 graduate

Orientation • offered; 1 day campus orientation for international students, part of 3 days orientation for all students

Services • academic counseling, academic placement, career counseling, host family, international student adviser, recreational activities

ESL Courses

Fall, winter:

I:

Composition, 3 hrs/wk, 15 wk/term
ESL, 2-10 hrs/wk, 15 wk/term

Summer:

I:

Writing, 5 hrs/wk, 15 wk/term

Other information • *Endorsements:* TESOL standards, NAFSA principles (HE) (P + C)

2310
SNOW COLLEGE

150 College Avenue
Ephraim UT 84627-1299
Ph 801-283-4021
Fax 801-283-6879
E-mail maryannc@cc.snow.edu
URL <http://www.snow.edu>

Academic year 1996/97

TOEFL required for academic admission • 500 undergraduate *TOEFL waived if student completes the institution's IEP*

Orientation • offered; 3 days campus orientation for international students

Services • academic counseling, personal/cultural counseling

ESL Courses

Fall, winter, spring, summer:

A:

TOEFL Preparation, 3 hrs/wk, 3 wk/term
Writing, 3 hrs/wk, 12 wk/term

B, LI, I:

ESL, 11 hrs/wk

Other information • *Part-time ESL courses open to:* dependents, tourists *Member: AAIEP Endorsements:* TESOL standards, NAFSA principles (HE) (P + C)

2311
UTAH STATE UNIVERSITY

Logan UT 84322-0715
Ph 801-797-2081
Fax 801-797-4050
E-mail ieli@cc.usu.edu
URL <http://www.usu.edu/>

Academic year 1996/97

TOEFL required for academic admission • 500 undergraduate, 550 graduate, *TOEFL waived if student completes the institution's IEP or with high placement test score*

Orientation • offered; 1/2 day campus orientation for international students, part of 1 day orientation for all students

Services • academic counseling, conversation partners, personal/cultural counseling

ESL Courses

Fall, winter, spring, summer:

A:

Academic Discourse, 5 hrs/wk, 10 wk/term
American Studies, 5 hrs/wk, 10 wk/term
Composition, 5 hrs/wk, 10 wk/term
Reading, 5 hrs/wk, 10 wk/term

Other information • *Part-time ESL courses open to:* all applicants *Member: UCIEP (HE) (P + C)*

2309
COLLEGE OF EASTERN UTAH

Price UT 84501
Ph 800-336-2381, 801-637-2120
Fax 801-637-4102
E-mail jjohnson@ac.ceu.edu
URL <http://www.ceu.edu>

Academic year 1995/96

TOEFL required for academic admission • 500 undergraduate *TOEFL waived if student completes the institution's IEP*

Orientation • offered; \$500.00 orientation fee; 3 weeks campus orientation for international students (5 hrs/wk)

Services • academic counseling, field trips, international student adviser, personal/cultural counseling, Japanese-speaking adviser

ESL Courses

Fall, winter, spring:

LI, I, A:

Listening/Speaking, 5 hrs/wk, 10 wk/term
One-on-One Conversation, 2 hrs/wk, 10 wk/term
Reading/Vocabulary, 5 hrs/wk, 10 wk/term
Tutoring, 10 wk/term

Writing/Grammar, 3 hrs/wk, 10 wk/term

Other information • *Part-time ESL courses open to:* all applicants with over 400 TOEFL *Endorsements:* TESOL standards, NAFSA principles (HE) (P + C)

VERMONT

2312

CHAMPLAIN COLLEGE

PO Box 670
Burlington VT 05402
Ph 802-860-2700
Fax 802-860-2764
E-mail moran@champlain.edu
URL <http://www.champlain.edu>

Academic year 1996/97

TOEFL required for academic admission • 500
undergraduate *TOEFL waived if student completes the institution's IEP*

Orientation • offered; \$100.00 orientation fee; 4 days campus orientation for both US and international students

Services • academic counseling, crosscultural activities, international student adviser, recreational activities, peer tutoring, International Club

ESL Courses

Fall, spring:

I:

ESL, 3-6 hrs/wk, 15 wk/term

Other information • (HE)

2313

SAINT MICHAEL'S COLLEGE

Winooski Park
Colchester VT 05439-0253
Ph 802-654-2000
Fax 802-654-2595
E-mail sis@smcvax.smcvt.edu
URL <http://www.smcvt.edu/sis/program.html>

Academic year 1996/97

TOEFL required for academic admission • 550
undergraduate, 550 graduate

Orientation • offered; 3 days campus orientation for both US and international students

Services • academic counseling, personal/cultural counseling

ESL Courses

Fall, spring:

A:

ESL, 8 hrs/wk, 15 wk/term

Summer:

A:

ESL, 8 hrs/wk, 13 wk/term

Other information • 6 hours academic courses *Part-time ESL courses open to:* dependents, tourists, business personnel *Member:* UCIEP (HE) (P + C)

2314

UNIVERSITY OF VERMONT

International Educational Services
Living/Learning Center Facility, Box 8
Burlington VT 05405-0160
Ph 802-656-4296
Fax 802-656-8553

Academic year 1996/97

TOEFL required for academic admission • 550
undergraduate, 600 graduate

Orientation • offered; \$100.00 orientation fee; 4 days campus orientation for international students

Services • academic counseling, career counseling, field trips, host family, international student adviser, recreational activities

ESL Courses

Fall:

A:

Writing for Foreign Students, 6 hrs/wk

Other information • *Part-time ESL courses open to:* visiting researchers (HE)

VIRGINIA

2315

GEORGE MASON UNIVERSITY

4400 University Drive
Sub I 305
Fairfax VA 22030-4444
Ph 703-993-2970

Academic year 1996/97

TOEFL required for academic admission • 570
undergraduate *TOEFL may be waived if student completes the institution's IEP*

Orientation • offered; 1 day campus orientation for international students

Services • academic counseling, field trips, host family, international student adviser, personal/cultural counseling

ESL Courses

Fall, spring:

I, A:

Semi-Intensive ESL, 4-14 hrs/wk, 15 wk/term

A:

English, 4 hrs/wk, 15 wk/term

Other information • *Part-time ESL courses open to:* dependents, tourists, business personnel *Member:* UCIEP (HE) (P + C)

2316

NORTHERN VIRGINIA COMMUNITY COLLEGE

Humanities Division
3001 North Beauregard Street
Alexandria VA 22311
Ph 703-845-6242

TOEFL required for academic admission • 500
undergraduate

Services • academic counseling, academic placement, personal/cultural counseling

ESL Courses

Fall, spring, summer:

I:

Intensive ESL, 15 hrs/wk

I:

ESL, 10 hrs/wk

A:

College Reading, 3 hrs/wk

Composition, 5 hrs/wk

Other information • *Part-time ESL courses open to:* all applicants with score of 50 on Michigan tests and writing sample (HE)

356

2317 OLD DOMINION UNIVERSITY

Norfolk VA 23529-0086
Ph 757-683-4424
Fax 757-683-4640

Academic year 1996/97

TOEFL required for academic admission • 550 undergraduate, 550 graduate *TOEFL waived if student meets requirements of Bridge Program for two semesters*

Orientation • offered; \$40.00 orientation fee; 2 days campus orientation for international students

Services • academic counseling, host family, international student adviser

ESL Courses

Fall, spring:

A:

Graduate Writing, 3 hrs/wk, 15 wk/term
Pronunciation, 3 hrs/wk, 15 wk/term
Reading/Vocabulary, 3 hrs/wk, 15 wk/term
Undergraduate Writing, 3 hrs/wk, 15 wk/term
University Bridge Program, 8 hrs/wk, 15 wk/term

Other information • *Part-time ESL courses open to:* dependents, tourists, business personnel *Endorsements:* TESOL standards, NAFSA principles (HE) (P + C) ◀

2318 RADFORD UNIVERSITY

Radford VA 24142
Ph 540-831-5403
Fax 540-831-6023
E-mail dkauffma@runet.edu

Academic year 1996/97

TOEFL required for academic admission • 520 undergraduate, 550 graduate

Orientation • offered; 2 days campus orientation for both US and international students

Services • academic counseling, personal/cultural counseling

ESL Courses

Fall, spring:

A:

Advanced ESL, 10 hrs/wk, 15 wk/term
Other information • *Part-time ESL courses open to:* dependents, tourists, business personnel *Endorsements:* TESOL standards (HE) (P + C)

2319 SHENANDOAH UNIVERSITY

1460 University Drive
Winchester VA 22601
Ph 540-665-5443, 540-665-5460
Fax 540-665-5446
E-mail hsmith@su.edu

Academic year 1996/97

TOEFL required for academic admission • 400 undergraduate, 450 graduate *TOEFL waived if student completes the institution's IEP*

Orientation • required; 2 days campus orientation for both US and international students, part of 5 days orientation for international students

Services • academic counseling, academic placement, career counseling, computer lab, conversation partners, crosscultural activities, field trips, homestay, host family,

housing assistance, international student adviser, personal/cultural counseling, recreational activities, visa/tax counseling

ESL Courses

Fall, spring, summer:

B, LI, I, A:

Advanced Skills, 5-15 hrs/wk, 16 wk/term
Listening, 5-15 hrs/wk, 16 wk/term
Reading, 5-15 hrs/wk, 16 wk/term
Writing, 5-15 hrs/wk, 16 wk/term

Other information • *Part-time ESL courses open to:* dependents, tourists, business personnel, professionals
Endorsements: NAFSA principles (HE) (P + C)

2320 UNIVERSITY OF VIRGINIA

303 Brooks Hall
University of Virginia
Charlottesville VA 22903
Ph 804-293-9617
Fax 804-924-6824
E-mail mwr5c@virginia.edu
URL <http://www.virginia.edu/~intcent/intlctr.html>

Academic year 1996/97

TOEFL required for academic admission • 600 undergraduate, 600 graduate

Orientation • required; 2-7 days campus orientation for international students, part of 4 days orientation for all students

Services • academic counseling, academic placement, career counseling, computer lab, conversation partners, crosscultural activities, field trips, homestay, host family, housing assistance, international student adviser, personal/cultural counseling, recreational activities, visa/tax counseling, international center

ESL Courses

Fall, spring:

A:

Advanced Writing, 3 hrs/wk, 15 wk/term
American Pronunciation, 3 hrs/wk, 15 wk/term
Classroom Communication for International TAs, 3 hrs/wk, 15 wk/term
Conversation, 3 hrs/wk, 15 wk/term
Intermediate Writing, 3 hrs/wk, 15 wk/term

Other information • (HE)

2321 VIRGINIA COMMONWEALTH UNIVERSITY

916 West Franklin Street
Millhiser House, Room 205
Richmond VA 23284-3043
Ph 804-828-2551
Fax 804-828-2552
E-mail cip-elp@vcu.edu

Academic year 1996/97

TOEFL required for academic admission • 550 undergraduate, 550 graduate, 600 for some graduate programs

Orientation • offered; 1 day campus orientation for international students

Services • academic counseling, academic placement, airport meeting, field trips, housing assistance, personal/cultural counseling, recreational activities

ESL Courses

Fall, spring, summer:

B, I, A:

Conversation, 4 hrs/wk, 15 wk/term
Pronunciation, 4 hrs/wk, 15 wk/term

B, LI, I, A:

Grammar and Composition, 6 hrs/wk, 15 wk/term
Reading and Vocabulary, 6 hrs/wk, 15 wk/term
Speaking and Listening, 6 hrs/wk, 15 wk/term

Other information • *Part-time ESL courses open to:* dependents, tourists, business personnel, residents (HE) (P+C)

2322

VIRGINIA POLYTECHNIC INSTITUTE AND STATE UNIVERSITY

Graduate School
100 Sandy Hall
Blacksburg VA 24061-0325
Ph 540-231-9568
Fax 540-231-3714
E-mail dmckeeon@vt.edu

Academic year 1996/97

TOEFL required for academic admission • 550 undergraduate, 550 graduate

Orientation • offered; 3 days campus orientation for international students

Services • academic counseling, host family, personal/cultural counseling, visa/tax counseling

ESL Courses

Fall, spring:

A:

Oral Communication for International TAs, 3 hrs/wk, 15 wk/term

Technical Writing, 3 hrs/wk, 15 wk/term

Other information • *Part-time ESL courses open to:* dependents, tourists, business personnel (HE)

WASHINGTON

2323

BELLEVUE COMMUNITY COLLEGE

3000 Landerholm Circle Southeast
House 2
Bellevue WA 98007
Ph 206-641-2409
Fax 206-641-0246
E-mail sjamieso@bcc.ctc.edu
URL <http://www.bellevue-cc.ctc.edu>

Academic year 1996/97

TOEFL required for academic admission • 500 undergraduate *TOEFL waived if student completes the institution's IEP*

Orientation • offered; 10 hours campus orientation for international students; orientation course 1-1/2 hours/week each term

Services • academic counseling

ESL Courses

Fall, winter, spring:

LI:

Introduction to Computers for Int'l Students, 1-1/2 hrs/wk, 10 wk/term

Newcomer Orientation, 1-1/2 hrs/wk, 10 wk/term

I:

English Pronunciation, 2 hrs/wk, 7 wk/term

I, A:

Conversational English, 4 hrs/wk, 10 wk/term
Slang, 2 hrs/wk, 7 wk/term

A:

English Through the Media, 1-1/2 hrs/wk, 10 wk/term
TOEFL Preparation, 3 hrs/wk, 7 wk/term

Other information • *Part-time ESL courses open to:* dependents, tourists, business personnel (HE) (P+C)

2324

LOWER COLUMBIA COLLEGE

1600 Maple
PO Box 3010
Longview WA 98632
Ph 360-577-3427
Fax 360-578-1400
E-mail cmcclcl@ctc.edu

Academic year 1996/97

TOEFL required for academic admission • 430 undergraduate *TOEFL waived if student completes the institution's IEP*

Orientation • required; 5 days campus orientation for international students

Services • academic counseling, career counseling, computer lab, conversation partners, crosscultural activities, field trips, homestay, housing assistance, international student adviser, personal/cultural counseling, recreational activities, visa/tax counseling

ESL Courses

Fall, winter, spring:

I, A:

ESL

Other information • Class hours per week vary with each student's needs *Part-time ESL courses open to:* dependents, tourists *Endorsements:* NAFSA principles (HE)

2325

PENINSULA COLLEGE

Adult Learning Center
1502 East Lauridsen Boulevard
Port Angeles WA 98362
Ph 360-417-6380
Fax 360-417-6383

Academic year 1996/97

TOEFL required for academic admission • 500 undergraduate

Orientation • offered; campus orientation can be arranged

Services • academic counseling, academic placement, airport meeting, housing assistance, international student adviser, tutoring

ESL Courses

Fall, winter, spring:

B, LI, I:

ESL, 4 hrs/wk, 12 wk/term

Other information • *Part-time ESL courses open to:* guests of students (HE)

358

2326 SEATTLE CENTRAL COMMUNITY COLLEGE

1701 Broadway
Seattle WA 98122
Ph 206-587-3893
Fax 206-587-3868
E-mail iepsgccc@seacc.sccd.ctc.edu
URL <http://www.sccd.ctc.edu/~global>

Academic year 1996/97

TOEFL required for academic admission • 510
undergraduate *TOEFL waived if student completes the institution's IEP*

Orientation • offered; 2 days campus orientation for international students

Services • academic counseling, field trips, homestay, personal/cultural counseling, recreational activities, faculty exchange, tours

ESL Courses

Fall, winter, spring, summer:

B:

Pronunciation, 5 hrs/wk, 10 wk/term
TOEIC Preparation, 5 hrs/wk, 10 wk/term
Word Processing, 5 hrs/wk, 10 wk/term

A:

College Bridge, 10 hrs/wk, 10 wk/term
Intercultural Communication, 5 hrs/wk, 10 wk/term
International Business, 5 hrs/wk, 10 wk/term

B, LI, I:

American Culture, 10 hrs/wk, 10 wk/term
Grammar, 10 hrs/wk, 10 wk/term
Reading/Writing, 10 hrs/wk, 10 wk/term

Speaking/Listening, 10 hrs/wk, 10 wk/term
TOEFL Preparation, 10 hrs/wk, 10 wk/term

Other information • *Part-time ESL courses open to:* dependents, tourists, business personnel *Member:* AAIEP
Endorsements: TESOL standards, NAFSA principles (HE) (P + C)

2328 SOUTH SEATTLE COMMUNITY COLLEGE

6000 16th Avenue Southwest
Seattle WA 98106-1499
Ph 206-764-5363

Academic year 1996/97

TOEFL required for academic admission • 500
undergraduate *TOEFL waived if student completes the institution's IEP*

Orientation • offered; 1 week campus orientation for international students; additional 1 day campus orientation at beginning of quarter for all students

Services • academic counseling, academic placement, career counseling, field trips, homestay, recreational activities, transfer center

ESL Courses

Fall, spring, summer:

B:

Basic English for Non-Native Speakers, 5 hrs/wk
Note-Taking and Listening Skills, 5 hrs/wk

B, LI:

Developmental Reading for ESL, 5 hrs/wk

LI:

Basic Writing for ESL, 5 hrs/wk

LI, I:

Vocabulary for ESL, 5 hrs/wk

I:

College Preparatory English, 5 hrs/wk

I, A:

Reading, 5 hrs/wk

A:

English for Non-Native Speakers, 5 hrs/wk

Other information • (HE) (P + C)

2327 SOUTH PUGET SOUND COMMUNITY COLLEGE

International Student Programs
2011 Mottman Road Southwest
Olympia WA 98512-6292
Ph 360-754-7711
Fax 360-664-0780
E-mail drector@ctc.ctc.edu

Academic year 1996/97

TOEFL required for academic admission • 450
undergraduate *TOEFL waived if student completes the institution's IEP*

Orientation • offered; 1 day campus orientation for international students, part of 1-1/2 days orientation for all students

Services • academic counseling, academic placement, career counseling, computer lab, crosscultural activities, field trips, homestay, host family, housing assistance, international student adviser, personal/cultural counseling, recreational activities, tutoring

ESL Courses

Fall, winter, spring, summer:

A:

English as a Foreign Language, 10 hrs/wk, 10 wk/term

Other information • *Part-time ESL courses open to:* dependents, tourists, business personnel *Endorsements:* TESOL standards, NAFSA principles (HE)

2329 TACOMA COMMUNITY COLLEGE

5900 South 12th Street
Tacoma WA 98465
Ph 206-566-5290
E-mail splann@tcc.tacoma.ctc.edu
URL <http://www.tacoma.ctc.edu>

Academic year 1996/97

TOEFL required for academic admission • not required
TOEFL waived if student completes the institution's IEP

Orientation • offered; 1/2 day campus orientation for international students

Services • academic counseling, airport meeting, career counseling, field trips, homestay, personal/cultural counseling, recreational activities, sports teams

ESL Courses

Fall, winter, spring, summer:

B:

Conversation and Pronunciation, 3 hrs/wk, 10 wk/term
Grammar and Speaking, 5 hrs/wk, 10 wk/term
Reading and Writing, 10 hrs/wk, 10 wk/term

LI, I, A:

Conversation and Pronunciation, 2 hrs/wk, 10 wk/term
Grammar and Speaking, 3-5 hrs/wk, 10 wk/term
Reading and Writing, 7-10 hrs/wk, 10 wk/term
Speaking, 3 hrs/wk, 10 wk/term

Other information • *Part-time ESL courses open to:* dependents, tourists, business personnel (HE) (P + C)

2330

UNIVERSITY OF WASHINGTON

UW Educational Outreach
Box 354232
Seattle WA 98195
Ph 206-543-6242
Fax 206-685-9572
E-mail esl@u.washington.edu
URL <http://weber.u.washington.edu/~esl>

Academic year 1996/97

TOEFL required for academic admission • 500
undergraduate, 500 graduate

Orientation • offered; 1 week campus orientation for international students

Services • academic counseling, field trips, personal/cultural counseling, recreational activities

ESL Courses

Fall, winter, spring, summer:

I:

ESL, 5-10 hrs/wk, 10 wk/term

A:

International Teaching Assistants, 5 hrs/wk

Other information • *Part-time ESL courses open to:* visiting scholars, faculty (HE) (P + C)

2331

WALLA WALLA COLLEGE

College Place WA 99324
Ph 800-541-8900, 509-527-2811, 509-527-2327
Fax 509-527-2397
URL <http://www.wwc.edu/>

Academic year 1996/97

TOEFL required for academic admission • 550
undergraduate

Orientation • offered; 5 days campus orientation for international students, part of 2 days orientation for all students

Services • academic counseling, career counseling, personal/cultural counseling

ESL Courses

Fall, winter, spring:

B, I, A:

ESL, 10 wk/term

Other information • (HE)

2332

WASHINGTON STATE UNIVERSITY

Bryan 101
Pullman WA 99164-5110
Ph 509-335-6675
Fax 509-335-2373
E-mail ialc@wsuvml.csc.wsu.edu

Academic year 1996/97

TOEFL required for academic admission • 500
undergraduate, 500 graduate *TOEFL waived if student completes the institution's IEP*

Orientation • required; \$25.00 orientation fee; 5 days campus orientation for international students

Services • academic counseling, academic placement, career counseling, computer lab, host family, international student adviser, visa/tax counseling

ESL Courses

Fall, spring:

I, A:

English, 3 hrs/wk, 15 wk/term

Summer:

A:

English, 9 hrs/wk, 6 wk/term

Other information • *Part-time ESL courses open to:* dependents (HE) (P + C)

2333

WHATCOM COMMUNITY COLLEGE

237 West Kellogg Road
Bellingham WA 98226
Ph 360-676-2170
Fax 360-676-2171

Academic year 1996/97

TOEFL required for academic admission • 470-500
undergraduate *TOEFL waived if student completes the institution's IEP*

Orientation • required; 2 days campus orientation for international students; ongoing orientation class throughout quarter

Services • academic counseling, academic placement, career counseling, computer lab, crosscultural activities, field trips, homestay, host family, housing assistance, international student adviser, personal/cultural counseling, recreational activities, visa/tax counseling, tutoring, International Friendship Program

ESL Courses

Fall, winter, spring:

A:

Lecture Class Preparation, 3 hrs/wk, 11 wk/term

Pre-College Reading and Writing Skills, 6 hrs/wk, 11 wk/term

Reading and Composition, 6 hrs/wk, 11 wk/term

Speech, 3 hrs/wk, 11 wk/term

Other information • *Part-time ESL courses open to:* dependents, tourists, business personnel, non F-1 visa holders (HE) (P + C)

2334

WHITWORTH COLLEGE

Spokane WA 99251
Ph 509-466-1000, 509-466-3232
Fax 509-466-3723
E-mail janetyoder@whitworth.edu
URL <http://www.whitworth.edu>

Academic year 1995/96

TOEFL required for academic admission • 525
undergraduate, 550 graduate *TOEFL waived if student completes the institution's IEP*

Orientation • required; 2 days campus orientation for international students

Services • academic counseling, academic placement, career counseling, computer lab, conversation partners, crosscultural activities, field trips, host family, housing assistance, international student adviser, personal/cultural counseling, recreational activities, visa/tax counseling

ESL Courses

Fall:

A:

Reading Skills, 4 hrs/wk, 14 wk/term

Fall, spring:

360

A:
Grammar, 4 hrs/wk, 14 wk/term
Research Writing, 3 hrs/wk, 14 wk/term
Spring:

A:
American Studies, 4 hrs/wk, 14 wk/term
Writing, 4 hrs/wk, 14 wk/term
Other information • Endorsements: TESOL standards,
NAFSA principles (HE) (P + C)

2335
YAKIMA VALLEY COMMUNITY COLLEGE

PO Box 1647
Yakima WA 98907
Ph 509-574-4881
Fax 509-574-6860
E-mail ashaw@ctc.edu

Academic year 1996/97
TOEFL required for academic admission • 475
undergraduate
Orientation • offered; 3 days campus orientation for
international students
Services • academic counseling, international student
adviser, personal/cultural counseling, visa/tax counseling
ESL Courses
Fall, winter, spring:
A:
ESL, 5 hrs/wk, 11 wk/term
Other information • Part-time ESL courses open to: all
applicants (HE)

WEST VIRGINIA

2336
FAIRMONT STATE COLLEGE

308 Hardway Building
Fairmont WV 26556
Ph 800-641-5678, 304-367-4501
Fax 304-366-4870
E-mail gkp@fscvax.wvnet.edu

Academic year 1995/96
TOEFL required for academic admission • 500
undergraduate
Orientation • offered; 3 days campus orientation for
international students
Services • academic counseling, conversation partners,
crosscultural activities, host family, international student
adviser
ESL Courses
Fall:
I, A:
Writing for Academic Purposes, 3 hrs/wk, 16 wk/term
Fall, spring:
I, A:
Academic Orientation, 3 hrs/wk, 16 wk/term
Study Skills, 3 hrs/wk, 16 wk/term
Spring:
I, A:
Reading for Academic Purposes, 3 hrs/wk, 16 wk/term
Other information • Part-time ESL courses open to:
dependents, business personnel (HE) (P + C)

2337
MARSHALL UNIVERSITY

Old Main 212
401 Hal Greer Boulevard
Huntington WV 25755
Ph 304-696-2465, 304-696-6265
Fax 304-696-6353
E-mail egnor@marshall.edu
URL <http://www.marshall.edu/cip/>

Academic year 1996/97
TOEFL required for academic admission • 500
undergraduate, 525 graduate *TOEFL waived if student
completes the institution's IEP*
Orientation • required; 1 day campus orientation for
international students, part of 8 weeks, 2 hrs/wk orientation
for all students
Services • academic counseling, academic placement,
airport meeting, career counseling, computer lab,
conversation partners, crosscultural activities, field trips,
homestay, host family, housing assistance, international
student adviser, personal/cultural counseling, recreational
activities, visa/tax counseling
ESL Courses
Fall, spring:
A:
Freshman Composition for ESL, 3 hrs/wk, 15 wk/term
Other information • Endorsements: TESOL standards (HE)
(P + C)

2338
WEST VIRGINIA UNIVERSITY

Eiesland Hall
PO Box 6297
Morgantown WV 26506
Ph 304-293-3604
Fax 304-293-8642
E-mail huntley@wvnxaxa.wvnet.edu
URL <http://www.as.wvu.edu/forlang/iep/> menu

Academic year 1996/97
TOEFL required for academic admission • 550
undergraduate, 550 graduate, or lower with IEP
recommendations
Orientation • offered; 1 week campus orientation for
international students
Services • academic counseling, academic placement, field
trips, host family, international student adviser, personal/
cultural counseling, recreational activities
ESL Courses
Fall, spring:
I, A:
Academic English, 3 hrs/wk, 16 wk/term
Other information • (HE) (P + C)

WISCONSIN

2339
BELOIT COLLEGE

700 College Street
Beloit WI 53511
Ph 608-363-2269
Fax 608-363-2689
E-mail cls@beloit.edu



Academic year 1996/97

TOEFL required for academic admission • 525
undergraduate *TOEFL waived if student completes the institution's IEP*

Orientation • offered; 9 days campus orientation for both US and international students

Services • academic counseling, personal/cultural counseling

ESL Courses

Fall, spring:

A:

Academic English Preparation, 4 hrs/wk, 15 wk/term

Other information • Endorsements: NAFSA principles (HE) (P + C)

2340

EDGEWOOD COLLEGE

855 Woodrow Street
Madison WI 53703
Ph 608-257-4861

Academic year 1996/97

TOEFL required for academic admission • 525
undergraduate

Orientation • offered; 2-1/2 days campus orientation for international students

Services • academic counseling, academic placement, crosscultural activities, field trips, international student adviser, personal/cultural counseling, recreational activities

ESL Courses

Fall, spring:

A:

Basic Writing for Non-Native Speakers, 3 hrs/wk, 15 wk/term

Other information • (HE)

2341

UNIVERSITY OF WISCONSIN, EAU CLAIRE

Department of Foreign Languages
Eau Claire WI 54701
Ph 715-836-4287
Fax 715-836-2380
E-mail uptonta@uwec.edu

Academic year 1995/96

TOEFL required for academic admission • 525
undergraduate, 550 graduate *TOEFL waived if student completes the institution's IEP*

Orientation • required; 5 days campus orientation for international students

Services • academic counseling, academic placement, career counseling, computer lab, conversation partners, crosscultural activities, field trips, homestay, host family, housing assistance, international student adviser, personal/cultural counseling, recreational activities

ESL Courses

Fall, spring:

I:

Academic Reading Skills, 5 hrs/wk, 16 wk/term

Grammar and Composition, 5 hrs/wk, 16 wk/term

Listening and Speaking Skills, 5 hrs/wk, 16 wk/term

A:

Academic Class-ESL Adjunct, 3 hrs/wk, 16 wk/term

Advanced Composition, 3 hrs/wk, 16 wk/term

Other information • (HE) (P + C)

2342

UNIVERSITY OF WISCONSIN, GREEN BAY

Office of International Education
Green Bay WI 54301-7001
Ph 414-465-2413
Fax 414-465-2718
E-mail kazars@uwgb.edu

Academic year 1995/96

TOEFL required for academic admission • 500
undergraduate, 550 graduate, 550 undergraduate if entering spring semester

Orientation • offered; 3 days campus orientation for international students

Services • academic counseling, personal/cultural counseling, immigration counseling

ESL Courses

Fall:

I:

Reading, 3 hrs/wk, 16 wk/term

Spring:

I, A:

Expository Writing, 3 hrs/wk, 16 wk/term

Other information • Part-time ESL courses open to: applicants with sufficient academic capability *Endorsements:* TESOL standards, NAFSA principles (HE)

2343

UNIVERSITY OF WISCONSIN, LA CROSSE

1725 State Street
La Crosse WI 54601
Ph 608-785-8315
Fax 608-785-6918
E-mail beezley@uwlax.edu

Academic year 1995/96

TOEFL required for academic admission • 550 graduate
TOEFL waived if student completes the institution's IEP

Orientation • required; \$35.00 orientation fee; 5 days campus orientation for international students

Services • academic counseling, academic placement, computer lab, conversation partners, crosscultural activities, field trips, host family, housing assistance, international student adviser, personal/cultural counseling, recreational activities, visa/tax counseling

ESL Courses

Fall:

A:

GMAT, 4 hrs/wk, 7 wk/term

Fall, spring:

B, LI:

Listening, 3 hrs/wk, 14 wk/term

Listening, 5 hrs/wk, 7 wk/term

I, A:

World History, 5 hrs/wk, 7 wk/term

World History, 3 hrs/wk, 14 wk/term

B, LI, I, A:

Oral Communication, 3 hrs/wk, 14 wk/term

Oral Communication, 5 hrs/wk, 7 wk/term

Reading, 3 hrs/wk, 14 wk/term

Reading, 5 hrs/wk, 7 wk/term

Writing, 3 hrs/wk, 14 wk/term

Writing, 5 hrs/wk, 7 wk/term

LI, I, A:

US Culture Today, 5 hrs/wk, 7 wk/term

US Culture Today, 3 hrs/wk, 14 wk/term

Spring:

I, A:

Micro Economics, 3 hrs/wk, 14 wk/term

A:

Research Methods, 4 hrs/wk, 7 wk/term

Other information • *Part-time ESL courses open to:* dependents, tourists, business personnel, contractual groups
Endorsements: TESOL standards, NAFSA principles (HE) (P + C)

2344**UNIVERSITY OF WISCONSIN, MADISON**

5134 HC White Hall

Madison WI 53706

Ph 608-263-3780

Fax 608-263-3709

E-mail askesl@macc.wisc.edu

Academic year 1996/97

TOEFL required for academic admission • 550 undergraduate, 550 graduate, higher for some departments
Orientation • offered; 1 day campus orientation for international students, part of 3-4 days orientation for all students

Services • academic counseling, career counseling, crosscultural activities, personal/cultural counseling, recreational activities, health services, clubs, library

ESL Courses

Fall, spring:

LI:

Intermediate English, 9 hrs/wk, 15 wk/term

I:

Grammar, 5 hrs/wk, 15 wk/term

Reading, 3 hrs/wk, 15 wk/term

I, A:

Composition, 3 hrs/wk, 15 wk/term

A:

Academic Writing for Graduate Students, 3 hrs/wk, 15 wk/term

Oral Skills, 5 hrs/wk, 15 wk/term

Oral Skills for Graduate Students, 3 hrs/wk, 15 wk/term

Reading and Vocabulary, 3 hrs/wk, 15 wk/term

Fall, spring, summer:

A:

Case Studies in Business, 1 hrs/wk, 7 wk/term

Cultural Views for Economists, 1-1/2 hrs/wk, 10 wk/term

Pronunciation, 1 hrs/wk, 8 wk/term

Summer:

A:

Academic Writing, 3 hrs/wk, 8 wk/term

Reading and Oral Skills, 3 hrs/wk, 8 wk/term

Other information • *Part-time ESL courses open to:* all applicants
Endorsements: TESOL standards (HE) (P + C)

2345**UNIVERSITY OF WISCONSIN, STOUT**

Menomonie WI 54751-0790

Ph 715-232-2306

Fax 715-232-1346

Academic year 1996/97

TOEFL required for academic admission • 500 undergraduate, 500 graduate *TOEFL waived if student completes the institution's IEP*

Orientation • offered; \$25.00 orientation fee; 2 days campus orientation for international students

Services • academic counseling, crosscultural activities, field trips, host family, personal/cultural counseling, recreational activities, visa/tax counseling

ESL Courses

Fall, spring:

A:

Freshman Composition, 3 hrs/wk, 16 wk/term

Reading/Writing, 3 hrs/wk, 16 wk/term

Technical Writing, 3 hrs/wk, 16 wk/term

Fall, spring, summer:

A:

Transitional Listening/Speaking, 8 hrs/wk, 16 wk/term

Transitional Reading, 5 hrs/wk, 16 wk/term

Transitional Writing, 5 hrs/wk, 16 wk/term

Other information • *Part-time ESL courses open to:*

dependents, tourists, business personnel
Endorsements: NAFSA principles (HE) (P + C)

WYOMING**2346****UNIVERSITY OF WYOMING**

English Department

Laramie WY 82071-3353

Ph 307-766-6453

Fax 307-766-3189

E-mail constant@uwyo.edu

URL <http://www.uwyo.edu>

Academic year 1996/97

TOEFL required for academic admission • 525 undergraduate, 525 graduate, higher for some departments

Orientation • offered; 1 day campus orientation for international students

Services • Office of International Student Services

ESL Courses

Fall, spring:

A:

Composition, 3 hrs/wk, 15 wk/term

Oral Skills, 4 hrs/wk, 15 wk/term

Written Skills, 4 hrs/wk, 15 wk/term

Other information • *Endorsements:* NAFSA principles (HE)

2347**WESTERN WYOMING COMMUNITY COLLEGE**

2500 College Drive, PO Box 428

Rock Springs WY 82901

Ph 307-382-1600

Academic year 1996/97

TOEFL required for academic admission • 500 undergraduate *TOEFL waived if student completes the institution's IEP*

Orientation • offered; 1/2 day campus orientation for international students

Services • academic counseling, personal/cultural counseling, recreational activities

ESL Courses

Fall, spring, summer:

LI, I, A:

Conversation for Non-Native Speakers, 2-6 hrs/wk, 16 wk/term

Grammar, 2-6 hrs/wk, 16 wk/term

Listening Comprehension, 2-6 hrs/wk, 16 wk/term

Reading Comprehension, 2-6 hrs/wk, 16 wk/term

Spelling, 2-6 hrs/wk, 16 wk/term

Vocabulary, 2-6 hrs/wk, 16 wk/term

Writing, 2-6 hrs/wk, 16 wk/term

Other information • *Endorsements:* TESOL standards, NAFSA principles (HE) (P + C)

TEACHERS OF ENGLISH TO SPEAKERS OF OTHER LANGUAGES

Appendix A: TESOL Standards for Postsecondary Programs

Teachers of English to Speakers of Other Languages (TESOL) is an international professional organization for the field of English as a Second or Foreign Language. The statement of the TESOL Standards below is excerpted from: *TESOL Standards and Self-Study Questions for Postsecondary Programs*, available from TESOL, 1600 Cameron Street, Suite 300, Alexandria VA 22314-2751; Phone: 703-836-0774.

USING TESOL'S STANDARDS

These standards...are intended to guide the self-study participants as they examine the purposes and goals of a program, administration, curriculum, implementation, and assessment procedures. The statement and standards, which provide detailed descriptions of quality ESOL programs,...are intended to lead participants towards a description of their program which includes an examination of the current program as well as a review of the past and a projection for the future. It is the intent of TESOL and the Committee on Professional Standards that this manual lead ESOL professionals to consider thoughtfully what type of program is best for their constituency.

The idea is not to provide a list of statements or questions for which either positive or negative responses can be provided or upon which prescriptive evaluations can be made; rather, these statements are meant to serve as a basis for analysis and review of a program's organization and operation. They are not all inclusive but are an attempt to highlight the key features of most ESOL programs. The greatest effectiveness of the self-study approach comes from the dynamic interaction of the review process as it evolves among and with the participants of a program...

Once the mechanism is in place for gathering the data, the study of them and the development of strategies for change, self-study can become an ongoing process. TESOL will maintain a list of those programs which have performed self-studies. Programs which have not submitted reports on further self-studies will not appear on the list.

Standards for Postsecondary ESOL Programs

Those standards are divided into those for intensive/non-intensive programs and support system ESOL courses. Programs denote a separate administrative structure while support system ESOL courses are offered through existing departments or units.

Standards for Intensive/ Non-Intensive Programs

A. Statement of Purpose and Goals

1. There is a written statement of purposes and goals available to the public.
2. The statement is compatible with TESOL's Standards and the *NAFSA Principles for International Educational Exchange*.

B. Program Structure

Administration

1. There is a written description of the nature of the program (including whether it is intensive, non-intensive, credit or non-credit, and whether it is independent or part of a larger institution.)
2. There is a written description of the organizational structure of the program.
3. If the ESOL program is part of a larger organization or an institution of higher education, the two coordinate their efforts for the benefit of the students they serve.
 - a. The institution integrates the ESOL program into all aspects of the larger organization which deal with ESOL students.
 - b. There is a statement of the relationship of the ESOL program as a whole to the organizational structure of the other institution.
 - c. The policies and practices regarding the administration of ESOL programs and courses are in keeping with those used throughout the larger institution.
4. There is a director with direct responsibility for the program.
5. The administrative personnel are ESOL professionals and have masters' degrees or doctorates in fields appropriate to their responsibilities.
6. The administrator responsible for directing the instructional program has at least a master's degree with a concentration in ESOL and experience in the field and in administration and supervision.
7. The administrative staff is knowledgeable and supportive of the program goals and objectives.
8. Personnel policies are clearly specified in writing and administered fairly.
 - a. There are statements concerning working conditions for the personnel including hiring, firing, rank promotion, salaries, benefits, pay increases, grievance procedures, teaching load, and number of hours of work expected.
 - b. Personnel information is made available to all staff.
 - c. Staff members are given written contracts and job descriptions.
 - d. Staff are assigned specific responsibilities appropriate to their training and experience.
 - e. There is orientation for new staff members. Both full-time and part-time instructional staff (including graduate student teaching assistants) are oriented to the total instructional program, advised throughout the program, supervised and evaluated to ensure the high quality of the program.
 - f. There is a core of permanent, full-time teachers.
 - g. There is a written statement that clarifies the use of full-time and part-time teachers in terms of the needs and goals of the program.
 - h. If the ESOL program is part of an institution of higher education, the policies and practices relating to the program faculty and staff are in keeping with those which apply to faculty with equivalent training and experience throughout the institution.
 - i. Instructional staff who are assigned responsibilities equivalent to a full-time position are compensated as full-time employees.
 - j. Salaries are comparable to the salaries offered by educational institutions in the area.
 - k. There are appropriate support services for teachers.
 - l. The administration provides opportunities for professional development.

9. The administration seeks input from the instructional staff, support staff and students in making policy, operational and instructional decisions.
 10. Administrators provide for evaluation of their work by instructional staff, support staff and students.
 11. The administration takes the responsibility for budgeting and financial management by ensuring that there is income sufficient to maintain a continuing program of high quality and by distributing money fairly and equitably to reflect the needs of the program. If the ESOL program is part of an institution of higher education, budgeting procedures are consistent with those used by other units.
3. Medical insurance is readily available.
 4. The program provides orientation to the language program, to student policies, to other related institutions, to the community, and to the country in general. It makes an orientation handbook available.
 5. The program facilitates students' contact with the community through such programs as host family programs and other extracurricular activities.
 6. There is a grievance procedure for students, and they are acquainted with this procedure.

C. Program Curriculum

1. The ESOL program has a written curriculum which includes observable performance objectives for all levels.
2. The curriculum is based on an assessment of the cultural as well as language needs of the particular group of learners.
3. The curriculum and methodology allow for different backgrounds, abilities, ages, current levels of achievement, learning styles, goals, and communicative needs of the students.
4. The ESOL program utilizes a curriculum which is different from that of English for native speakers.
5. The curriculum and methodology reflect the best current knowledge in the field, and they are compatible with the goals for the program.
6. Adequate, up-to-date materials are available for each student.
7. Additional teacher resource materials are available to enable the teachers to draw from the best sources available in the field for the widest range of needs.
8. The length and intensity of the program are sufficient for the completion of the curriculum goals.
9. The teacher-student ratio is appropriate to the goals of the course.

D. Program Implementation

1. Programs follow ethical standards for recruitment of students and maintain close communication with the clients they serve.
2. Criteria for admission to a program or enrollment in a course are clearly stated and adhered to by the entire staff including the recruiting staff, admissions officers and academic advisors.
3. Promotional materials and recruiting personnel make only justifiable claims about the

Instructional Staff

1. The members of the instructional staff have masters' or doctorates with concentrations in teaching ESOL or are actively working toward these degrees.
2. Members of the instructional staff give evidence of a dedication to providing a high quality of instruction, taking into account a variety of needs and learning styles.
3. Instructional staff members follow the curriculum and program policies.
4. Instructional staff members seek to maintain constant and effective communication with all parts of the instructional program in order to function as a team committed to accomplishing the goals of the program.
5. Instructional staff consistently participate in evaluation activities for the purpose of maintaining a high level of individual performance.
6. Instructional staff members engage in a systematic growth and development program through their institutions, interact with peers within and without their program, and attend formal, professional and self-study meetings in order to maintain up-to-date competence in the field.
7. The instructional staff gives evidence of commitment to the profession as a whole and consistently seeks to improve the status of the profession.

Support Services

1. Students have access to personal and academic counseling provided by trained staff.
2. Students are housed in situations appropriate to their personal and academic needs.

instructional programs and other services available.

4. The program staff work closely with agencies and individuals sponsoring students and are accountable to them.
5. The program adheres to government regulations in admitting students and in dealing with them during their participation in the program.
6. Policies related to costs, scholarships, financial assistance and refunds are stated clearly to prospective students.
7. Academic and personal records (as well as immigration information, if applicable) are maintained on students.
8. Records are kept confidential in accordance with current laws, regulations and the policies of the institution.
9. Transcripts are made available.
10. Instruction is carried on in safe, comfortable surroundings conducive to learning.
11. Adequate supplies of equipment and furniture are available to carry out the program effectively.

E. Program Assessment

1. The program engages in periodic self-study and evaluation to review the program, its stated goals, purposes and accomplishments.
2. The self-study group considers input from administrators, instructional and support staff and students through a wide range of data including test results, observations, teacher evaluations, student evaluation, enrollment figures and financial statements.
3. The administration and instructional staff seek assistance for program evaluation and improvement from appropriate sources such as related professional organizations, outside advisers, specialists and peers in the field.
4. If the ESOL program is part of a larger institution, it participates actively in the self-study, evaluation and/or accrediting process of the institution.
5. Analysis of self-study data results in a written plan for improving or maintaining the quality of the program.
6. The program makes changes based on evaluative evidence.

Standards for Support System Courses

A. Statement of Purpose and Goals

1. Both credit and non-credit courses are offered as part of the institution's recognition of its responsibilities accruing from its admission of students whose English skills may not be the same as those of the majority of its students. This recognition is acknowledged in the institution's statement of mission and purpose.
2. Credit-bearing courses carry credit equivalent to parallel courses offered for native speakers.
3. Non-credit courses provide the type and level of instruction offered by other non-credit courses given at the institution.
4. ESOL courses are subject to the same types of review and revision procedures as other courses in the same department or unit.

B. Structure of Support System ESOL Courses Administration

1. Policies and practices regarding the administration of ESOL courses are in keeping with those used throughout the institution.
2. The administrator of the department or unit in which the ESOL courses are housed considers the needs and concerns of the ESOL courses and faculty important to the department or unit and consults with them in appropriate ways concerning such items as teaching loads and teaching assignments.
3. The ESOL courses are integrated into the course offerings of the department or unit in which they are housed.
4. The ESOL courses are given equal consideration in terms of scheduling, staffing, and class size to that given other courses in the department or unit.

Instructional Staff

1. The faculty responsible for the ESOL courses are fully integrated into the department or unit.
2. Permanent, full-time positions are created and maintained to the fullest extent possible.
3. The ESOL faculty have appropriate training and/or experience for providing instruction in the ESOL courses offered.
4. The faculty are eligible for the same faculty ranks as others in the department with equivalent training and experience.
5. The job descriptions for ESOL faculty are equivalent to others in the department or unit.

of the same rank in terms of teaching loads, research expectation and commitment of service to the institution.

6. Appropriate consideration is given to the numbers and types of publications and refereed presentations in determining reappointment, merit, salary and tenure.
7. Appropriate consideration is given to the demands placed on ESOL faculty when those faculty are evaluated for teaching effectiveness.
8. ESOL faculty are eligible for the same types and amounts of support for professional development, such as travel or released time, as others in the department or unit.
9. ESOL faculty are included in all the deliberations of the department or unit to the same extent as other faculty. Such deliberations might include matters relating to hiring, firing, promotions, budgets and teaching assignments.

Support Services

1. The institution recognizes that students with limited English proficiency need special attention and provides adequate support services to both students and faculty.
2. Students are provided with needed special advising and counseling services which are easily accessible and properly staffed.
3. ESOL faculty have access to the same types and levels of support services as those available to other faculty in the department or unit, such as secretarial help or equipment. In addition, such special support and equipment as are necessary for the ESOL courses, such as labs or video players, are provided.
4. Academic advisement for students of limited English proficiency must ensure that the students' workload be appropriate to their level of proficiency.

C. Curriculum

1. ESOL courses, both credit and non-credit, are fully integrated into the course offerings of the department or unit.
2. Procedures followed for initiating new course offerings and revising current offerings and deleting them are consistent with other such procedures in the department or unit.
3. Course requirements for credit courses which parallel those offered for native speakers are equivalent; provision is made for different teaching methods and class size.

4. Course requirements for non-credit courses are appropriate to the purpose for which the courses are offered.
5. Placement procedures are clearly articulated and made available to students. Students are advised of these procedures at the time of admission. Other faculty throughout the institution are aware of the procedures and adhere to them.
6. Courses which are offered without carrying academic credit or those which carry credit which will not count toward graduation or which will not transfer to another institution are clearly labeled as such. To avoid the students' having to take an overload in order to enroll in such non-credit courses, provisions are made for counting the course hours in figuring the course load.
7. Institutions which offer and may, on the basis of placement procedures, require non-credit courses clearly indicate to prospective students that such is the case. Students are aware at the time of admission that they may be required to take some courses which will not count toward their degrees.
8. The curriculum and methodology in the ESOL courses, whether credit or non-credit, reflect an awareness of the cultural needs of the students and allow for different backgrounds, abilities, and learning styles, insofar as they can be accommodated by the goals of the courses.
9. The support system must have an adequate range of course offerings to accommodate the various levels of proficiency of the students admitted to the ESOL program and to ensure the students genuine equality of opportunity to achieve the standards of proficiency of the institution.
10. The number of hours of instruction in ESOL at each level of proficiency must be adequate to achieve the objectives of the courses.

D. Implementation

1. Requirements for admission to any of the ESOL courses are clearly stated and available to students.
2. The criteria for enrollment in any given ESOL class are known and adhered to by all concerned, such as admissions officers and academic advisers.
3. Policies relating to fees, withdrawal from courses and refunds are appropriate and

equivalent to those for other courses of a similar nature offered by the institution. They are clearly stated and made available to students and prospective students.

4. Academic and personal records for ESOL students are maintained carefully and in keeping with the practices of the institution.
5. All records are kept confidential in accordance with current laws and regulations and are in keeping with the policies of the institution.
6. Transcripts are made available for ESOL courses in the same ways as for other equivalent courses.

E. Assessment

1. ESOL courses are evaluated according to the same procedures, wherever possible, as other courses within the institution.
2. Evaluations to be used in revising courses and creating new courses are available to the ESOL faculty.
3. The administration and faculty seek assistance for the evaluation of courses and their improvement from such sources as professional organizations, outside specialists and peers in the field.
4. Self-study is used to determine the current effectiveness of course offerings and the need for new or different offerings. Students are included in this process to the extent feasible.

Appendix B:

NAFSA

Principles

and

Self-Study

Program

NAFSA: ASSOCIATION OF INTERNATIONAL EDUCATORS

NAFSA: Association of International Educators is a nonprofit membership association that provides training, information and other educational services to professionals in the field of international educational exchange. The association's membership is composed of nearly 8,000 individuals and representatives of postsecondary institutions. NAFSA includes a large professional interest section, Administrators and Teachers of English as a Second Language (ATESL), comprised of professionals in the ESL field.

NAFSA Principles for International Educational Exchange

In the early 1980s, NAFSA convened a Task Force on Standards and Responsibilities to address the growing concern that NAFSA and its institutional and individual members had not been active enough in the establishment of useful, recognized principles of effective practice for professionals in international educational exchange. In response to these concerns, the Task Force created the NAFSA Principles for International Educational Exchange. The NAFSA Principles consist of clearly defined standards and institutional responsibilities in English language teaching, as well as in foreign student and scholar services, international student recruitment and admissions, advising and program administration for U.S. study-abroad students, and community programs and services. The implementation of the Principles is supported by NAFSA's program of institutional self-study, as detailed below.

NAFSA Self-Study Program

NAFSA's self-study program is designed to assist educational institutions and related programs in:

- assessing the strengths and weaknesses of their international educational exchange programs and services;
- improving the quality of these programs and services, thereby increasing the effectiveness of the educational exchange process; and
- strengthening their own ability to assess and improve international education in a manner consistent with the mission of the institution.

Educational institutions participate in the program by:

1. endorsing the NAFSA Principles as an appropriate code of good practice toward which the institution strives; and
2. undertaking a self-study of their international educational exchange programs and services.

NAFSA encourages program-level self-study and has conducted self-study workshops aimed specifically at the Intensive English Program. However, NAFSA advocates that special attention be given not only to the goals, resources, functioning and outcomes of the ESL program itself, but also to articulation between the program and its host institution or organization.

NAFSA has a number of resources to assist institutions with self-study. Relevant publications (e.g., the Principles and NAFSA manuals and guidelines on a variety of related topics) are available for free or at a nominal cost. An additional resource, *NAFSA's Self-Study Guide: Assessment of Programs and Services for International Educational Exchange at Postsecondary Institutions* (Harriet L. Marsh, 1994), is also available to assist institutions with the assessment process. Along with publications, NAFSA's Consultation Service can provide assistance with ESL consultants who are trained in self-study techniques. The Service is available on a flexible, costsharing basis. Consultations must normally be arranged with the NAFSA central office four to six weeks in advance of the actual site visit.

For further information on the NAFSA Principles for International Educational Exchange and NAFSA's self-study program, contact Bill Carroll, Director of Education and Training, NAFSA: Association of International Educators, 1875 Connecticut Avenue NW, Suite 1000, Washington DC 20009-5728; Phone: 202-462-4811.

Principles for Institutions

The movement of students and scholars across community, cultural, geographic, and national boundaries has been recognized for centuries as essential to the discovery of truth, new knowledge, and the means of applying what is learned abroad to human enrichment and progress. In the second half of this century the interchange of students and scholars has grown steadily, become more formalized and is an increasing influence upon U.S. higher

education and the society as a whole. Indeed, the significance of the interdependence of nations, peoples, and world systems has brought international education into the very mainstream of higher education planning and requirements.

Programs of international educational exchange take many forms and are located in institutions of divergent purposes, sizes, and settings. Regardless of form and content the value of any program can be realized only when a college or university has made a conscious decision to be involved in international educational exchange and has made a commitment of resources commensurate with the nature and scope of that exchange. Such recognition and commitment require adherence to the following institution-wide principles:

1. The institution should have a clearly stated policy, endorsed by the governing board, setting forth the goals and objectives of the international educational exchange program or programs developed by the institution. This policy should be manifest in the institution's planning and budgeting. Personnel and program resources—administrative and academic—should be sufficient to assure that the program can be operated in ways consistent with the principles presented in this document.
2. The executive staff of the institution should discuss with the faculty and administrative staff the implications of the international educational exchange policy for the academic programs and academic staff.
3. Programs in international educational exchange should be closely related to and consistent with the basic purposes and strengths of the institution.
4. Regardless of program size, the institution should acknowledge its responsibility to demonstrate sensitivity to cultural needs—social, religious, dietary, and housing. These factors must be accounted for in the planning and execution of the program.
5. Special services required by involvement in international educational exchange should be performed by personnel who are trained for their particular responsibilities, and institutional policy should ensure that faculty and administrative staff receive appropriate training for the activities they manage.
6. Administrative staff and faculty should seek to develop and maintain respect and sensitivity

toward those from different cultures in the execution of their responsibilities for international educational exchange programs.

7. The institution should periodically evaluate programs, policies, and services, in light of established goals, and regularly review those goals.

Principles for the Admission of Foreign Students

Foreign citizens have usually been educated in school systems that vary from those in the United States. As a result, students from other countries are often unfamiliar with U.S. procedures and terminology. Institutions that admit foreign students must develop a sensitive and flexible admissions policy that reflects an awareness of different academic backgrounds and personal expectations.

To assist institutions in establishing a sound admissions policy and an effective admissions system, criteria for ethical recruitment were developed at a Wingspread colloquium in March 1980. These criteria, known as the *Wingspread Principles*, are presented in *Foreign Student Recruitment: Realities and Recommendations*, and are incorporated in the following principles:

1. The admissions goals and policies for foreign students should be related directly to overall institutional goals and policies and include:
 - The academic characteristics of students to whom admission is offered.
 - The level—graduate or undergraduate—of students sought.
 - Geographical areas to be emphasized or discouraged
 - The number of students desired (as a proportion of the student body).
 - The extent to which the institution will make financial resources available to foreign students.
2. Admissions materials should be thorough, complete, and clearly written; they should be sensitive to candidates' unfamiliarity with U.S. education and lack of facility in the English language. Care should be taken to include:
 - Detailed information about the admissions requirements and procedures.
 - Candid, pertinent, and current information so that students unfamiliar with United States higher education may make informed academic judgment.
3. Recruitment of foreign students for both academic and English language training programs must be conducted in an ethical, responsible manner.
 - The student's educational goals must be ascertained and a responsible judgment made about whether they can be achieved at the accepting institution.
 - Admissions decisions should be made using complete files including academic documents, English proficiency reports, and other supporting materials.
 - Admissions responsibilities, including issuance of the visa eligibility certificate, should never be delegated to third parties outside the institution.
 - Applicants to an English language training program must be given full information about the extent of the institution's commitment to admit such applicants subsequently to another of its academic programs or provide assistance in obtaining admission to another institution.
4. The foreign admissions process should be conducted by personnel who are trained and competent in the interpretation of foreign educational records. These duties may be conducted on a full- or part-time basis as required by the size of the effort.
 - At the undergraduate level, foreign student admissions—usually a highly centralized process—should be enhanced by faculty advice.
 - In foreign graduate admissions, where deans' offices and faculty committees often play an important role, the advice and recommendations of admissions staff

- Realistic information about full costs of study and living expenses, as well as the availability of financial aid.
- English language requirements and, if admitted initially for an English language training program, the degree of commitment the institution accepts for subsequent education of the student in another of its academic programs.
- Specific information about requirements of academic programs.
- Complete information regarding the conditions of admissions and acceptance, deposits, orientation, and all steps to be followed prior to arrival.

- should be carefully considered in the decision process. The important contribution each individual can bring to the admissions decision should be recognized.
 - Special reference resources should be acquired and new materials acquired as they become available.
 - Admissions personnel should call on the expertise of individuals on the campus, elsewhere, or abroad who can assist in providing sound evaluations.
5. The functions of the admissions office should be coordinated with those units responsible for English language training, academic programs, and student advising services, and there should be regular contact and sharing of information among those responsible for these functions.
 6. The institution's foreign student program should be studied periodically in order to formulate any needed adjustments to admissions criteria, procedures and processes:
 - Entering characteristics should be correlated periodically with student retention and other measures of performance.
 - Students should be queried periodically about reactions to admissions materials and procedures.
 - Other campus offices as well as cooperating agencies should be queried about the effectiveness of the admissions materials and procedures.

Principles for English Programs and Determination of English Proficiency

An extremely important factor in determining whether the presence of foreign students at a college or university will be a mutually beneficial experience for the students and the institution is the students' ability to use the English language. A student who cannot communicate adequately with faculty, staff, or fellow students will encounter significant difficulties in carrying out even limited daily activities. Moreover, serious deficiencies in English will hamper a student in pursuing an academic program at any level. For those students serving as graduate teaching assistants, the ability to speak English effectively in a classroom is especially critical.

For these reasons, an institution must carefully evaluate the English proficiency (overall ability to use the language) of prospective students when they are being considered for admission. In evaluating

English proficiency, both level and field of study should be considered, since the most critical question to be answered is how well the student will be able to cope with a specific program at a given institution. Students whose English proficiency seems adequate for a regular academic program often need an English support course or courses in order to function more efficiently in the classroom or to meet an institutional English requirement. Institutions that maintain a policy of admitting foreign students who are qualified academically but who have limited or minimal skills in English must provide half-time or full-time (intensive) programs in English as a Second Language or refer students to English training programs where they can receive adequate instruction.

In an effort to establish guidelines by which institutions can evaluate their own or other English programs, NAFSA supports the following principles. These standards apply first to the question of determining English language proficiency and then to the training programs themselves. Except where specifically noted, these principles are meant to apply both to academic institutions and to private, proprietary organizations which offer English training programs.

Determining English Proficiency

1. The procedures and criteria established for determining English proficiency should be clearly defined. While these procedures should be uniform and comprehensive, they must take into consideration differences presented by at least three common situations:
 - For students being admitted directly from overseas, English proficiency should be determined on the basis of results from widely accepted tests designed for this purpose.
 - For students who have enrolled in intensive English language programs conducted by the institution to which they are applying, additional information should be sought regarding the students' overall use of English, specific strengths and weaknesses, and motivation for continued improvement. In this regard there should be close communication between the admissions office and the English language program.
 - For students who have been enrolled in intensive English language programs at other institutions or at private language

schools, similar information indicating level of English language proficiency should be sought. Admissions personnel should seek the assistance of any specialists in English as a Second Language at their institutions for guidance in interpreting such information.

2. Institutions should periodically assess their capacity to successfully determine English proficiency of prospective foreign students in light of the students' performance in subsequent academic programs.

English Support Courses

Students with sufficient command of English to begin regular academic work at a college or university frequently require additional training to prepare them for tasks encountered during their program of studies. This training is best provided through English support courses taken in conjunction with regular academic courses in the students' fields. These English courses should address the special needs of students whose native language is not English. They typically range from courses which are the equivalent of freshman English to advanced courses in technical English for graduate students.

3. After admission, the institution should employ effective procedures to identify those students who require some specialized training in English in light of the specific course of studies to be pursued. Special care should be taken to provide training in oral English skills for foreign graduate students assigned as teaching assistants.
4. Support courses should be designed and taught by individuals with training in the teaching of English as a Second Language.

Intensive English Programs

The purpose of an Intensive English Program is to develop and strengthen the English skills of persons whose native language is not English, usually in preparation for pursuing an academic program at the graduate or undergraduate level. Such individuals generally do not have sufficient command of English to begin regular academic work at a college or university. Some programs administered by colleges and universities enroll only students who have received academic admission to the institution but require short-term training, often in the summer. Most programs at academic institutions maintain year-round schedules and enroll people at varying levels of proficiency who intend to enter

degree programs at the same or other institutions. Finally, a large number of programs are administered by private organizations. These latter programs, often housed at academic institutions, enroll students who must all continue their academic studies elsewhere. Based on experience from many established programs, it is not unrealistic to expect students who begin at the lowest levels to require a full calendar year to reach levels of proficiency sufficient to begin academic work.

5. Intensive English Programs should establish clear goals and objectives for the training they provide. In the most general terms, these goals would be to provide sufficient and appropriate training to enable students to meet test score requirements established by the institutions they plan to attend.
6. In order to achieve these goals, Intensive English Programs should receive adequate support from their sponsoring institutions. Although no single administrative pattern is required, intensive programs should be sufficiently independent to permit the smooth functioning of all activities and units.
7. The director and core faculty of an Intensive English Program should have principal commitments to the program. The director should have advanced academic training in the teaching of English as a Second Language and have teaching and administrative experience, if possible, including overseas experience. Part-time instructors, especially if they are graduate students in a university program, should be taking or have taken graduate work in the teaching of English as a Second Language.
8. To ensure that students will be adequately prepared for an academic program, the syllabus of an Intensive English Program should include training in a variety of skills. The most basic are listening (understanding spoken English) and reading (understanding written English). Also of importance for academic work are speaking (in both formal and informal settings) and writing (primarily expository writing needed in most fields of study).

Principles for Foreign Student/Scholar Services

An institution that enrolls foreign students or invites foreign scholars should recognize that

individuals from different cultures and educational systems have special needs for advice and assistance. These needs must be met by services that are organized, directed, and funded by the host institution. The scope and level of such services is to some extent dependent on the number of foreign students and scholars. Regardless of their number, however, the presence of foreign students and scholars requires certain basic levels of support which enable them to function successfully in U.S. colleges or universities. The following principles concern the provision of these essential services:

1. The host institution should state clearly its intentions to provide special services for the foreign students and scholars it brings to its campus. These services should include:
 - Advisory and counseling services.
 - Mandated and technical services in compliance with U.S. government regulations.
 - Coordination and liaison with the community.
2. Regardless of the number of foreign students and scholars, the level of funding, or other circumstances, there must be one unit in the host institution that is responsible for coordinating these services, and there should be clear and widely acknowledged designation of responsibility for these services.
 - These duties may require full-time or part-time staff, depending upon the size of the clientele. Where possible, it is highly desirable to have a single individual or office designated to provide these advisory services.
 - The staff should be knowledgeable about U.S. immigration law and regulations.
3. The institution should provide ample professional services which are fully accessible to foreign students and scholars. The intention of these services is to assure that maximum benefit is derived from the educational experience. The advisory services must seek to remove impediments and to solve problems on behalf of these individuals.
 - The advisory staff must work closely with other campus and community resources which can be of assistance before arrival and throughout the individual's stay.
 - An orientation program that introduces students to the physical environment, registration procedures, academic policies, housing, counseling and health services, visa requirements and INS regulations,

financial matters, and social and intercultural activities should be provided.

- Advisory services should be provided on an ongoing basis with respect to personal counseling, emergency needs, institutional policies, preparation for departure, and re-entry to home countries upon completion of stay.
 - The advisory staff serve both the institution and the students and scholars it enrolls; they should, therefore, perform an intermediary role and be a channel of communication between those individuals and outside agencies or institutions.
 - The advisory staff should seek to bring an intercultural dimension to the educational programs of the institution and the general life of the community.
 - Advisory services should include academic advising—performed either by faculty members or foreign student advisers.
4. The advisory staff should exercise their duties in an ethical and professional manner. They must:
 - Adhere to the regulations of the U.S. Government, especially those of the Immigration and Naturalization Service.
 - Decline awards and unethical requests for services.

Principles for the Provision of Community Services and Programs

The presence of foreign students and scholars on campus and in the community involves crosscultural relationships and provides opportunities for increased global awareness. Individual contacts and the sharing of a variety of social and professional activities provide the opportunity for mutual appreciation of different cultural patterns and national aspirations.

Although it may serve a wider constituency at the state or national level, the college or university is an integral part of the community in which it exists. Colleges and universities which enroll foreign students and scholars should make, in cooperation with the community, every effort to assist these students in their adjustment to life in an American community. They may also enhance the education of foreign students and scholars by offering a variety of experiences, both on campus and in the community, which will ensure that optimum benefit is

derived from the period of study in the United States.

Institutions should be receptive to approaches from the community and should, if necessary, take the initiative in establishing a relationship with the community:

- a. to explain the needs of foreign students and scholars,
- b. to identify the resources represented by foreign students, and
- c. to explore and make full use of the willingness and ability of the community to provide services and programs.

Through the office of the foreign student adviser or its equivalent, institutions should provide assistance, advice, and information as requested by the community for the development of programs and services for foreign students and scholars. These efforts should be evaluated periodically.

Community programs and services should adhere to the following principles:

1. Community groups and organizations should seek to provide programs and services that enhance the experience of the foreign students and scholars while increasing the level of international and intercultural awareness in the community.
2. Community programs and services should be developed in cooperation with the university office that provides on-campus service to foreign students and scholars. Each should be competently designed and conducted and, where possible, coordinated with other community efforts.
3. Community programs must embrace a sensitivity to, and appreciation of, the religious, cultural, and national backgrounds of foreign participants and a proper regard for confidential personal information that may be offered by foreign and American participants.
4. Community groups and organizations should provide professional training for volunteers and paid staff to ensure that programs are competently administered and community resources effectively used.
5. Community groups and organizations should periodically evaluate their programs, policies, and services in light of their established goals and the changing needs of foreign students and scholars.

Principles for U.S. Study Abroad

One of the most effective ways to increase U.S. understanding of other languages and cultures and to improve our ability to function effectively in this interdependent world is to provide individuals with opportunities to study abroad. By living and studying in another country people learn to live with and appreciate different points of view and gain a more global perspective on life's challenges and opportunities.

The institution that endorses the concept of study abroad should provide some form of basic advisory services. Many opportunities exist for American students interested in studying abroad—sponsored programs of their own institution, programs sponsored cooperatively with other institutions, and hundreds of direct opportunities which may or may not have U.S. institutional sponsorship.

These principles apply to the delivery of advisory services as well as to the direct administration of a study abroad program or cosponsorship of a program with other institutions.

1. Within the context of its overall international educational objectives, an institution should have a clearly stated policy about its intentions and goals for facilitating study abroad.

Advisory Services for Study Abroad

2. Recognizing that programs and advising may be handled by various people on campus, there should be a central point of access to useful information about overseas opportunities. A library of essential study abroad information materials should be maintained.
3. Faculty and staff members who are responsible for advising should be identified and listed in campus reference literature. These individuals should be given opportunities to develop their abilities to provide sound, knowledgeable, and objective advice about study abroad programs. Important components of advising include the following:
 - Clarifying objectives for wanting to go abroad.
 - Identifying opportunities that are educationally sound and culturally beneficial.
 - Determining the quality, value, and appropriateness of a particular study abroad experience.
 - Coordinating evaluation of students' educational backgrounds with admissions personnel of foreign institution.

- Understanding the implications of a particular study abroad experience on graduation requirements, transfer credit, and financial aid.
4. Returning students should be asked to provide evaluations to enable study abroad advisers to determine the usefulness of the program for those students and possible future participants in that program, and to evaluate the usefulness of the advisory services they received before going abroad.

Cosponsoring Study Abroad Programs Administered by Other Institutions

In order to encourage study abroad or broaden the options readily available to its students, a number of institutions have elected to join consortia or cosponsor study abroad programs in which another institution handles program administration. A consortium or cosponsorship arrangement for study abroad should provide opportunities that are consistent with the institution's overall academic objectives, requirements, and standards; the programs should be administered in accordance with the principles for study abroad program administration (see below); and the home campus role in the cosponsorship should be evaluated periodically by faculty, staff, and students to determine if the objectives are being met.

Administration of Study Abroad Programs

Institutions administer study abroad programs in order to establish direct control over the development and provision of a specific kind of overseas learning experience. Many different kinds of institutions operate programs, including U.S. colleges and universities, foreign universities and companies, and proprietary organizations. The types of programs and amounts of structure and support services vary tremendously. Despite the wide range, all should be administered according to the following principles.

5. The purposes and specific educational objectives of the program should be carefully developed and clearly stated in the program bulletin and promotional materials.
6. Accurate, honest, and complete information should be provided to prospective applicants describing the nature and scope of the program including its opportunities and limitations, how and where instruction will be given, the relationship, if any, to a foreign institution, grading practices, significant differences between a home campus experience and what

7. Applicants should be screened to ensure that participants have the maturity, adequate language proficiency, academic background and achievement, and motivation necessary for success in the type of program and place of study.
8. The program should include an orientation, both predeparture and ongoing, which assists participants in making appropriate personal, social, and academic adjustments. Programs maintaining centers abroad should provide counseling and supervisory services at the foreign center, with special attention to the problems peculiar to the location and nature of the program.
9. The program should encourage extensive and effective use of the unique physical, human, and cultural resources of the host environment, and the academic rigor of the program should be comparable to that at the home campus. There should be clearly defined criteria and policies for judging performance and assigning credit in accordance with prevailing standards and practices at the home institution.
10. Administrative arrangements (such as housing, transportation, and finances) and support services (such as counseling and health services) made both in the U.S. and at the program location abroad should be managed effectively by carefully selected and qualified staff who have both appropriate academic and administrative experience necessary to perform the work.
11. Programs should be evaluated periodically by student participants, program administrators, and a faculty advisory committee to determine the extent to which objectives and purposes are being met. Changes should be made in light of the findings.

UNIVERSITY AND COLLEGE INTENSIVE ENGLISH PROGRAMS

Appendix C: UCIEP Member Organizations

University and College Intensive English Programs (UCIEP) is an independent consortium of university- and college-administered Intensive English Programs in the United States. Founded in 1967, UCIEP's purpose is the advancement of professional standards and quality instruction in Intensive English Programs at universities and colleges in the United States. At present, UCIEP has more than sixty members located throughout the country.

All UCIEP member programs are committed to the consortium's effort to ensure that students receive the highest quality intensive English instruction from trained, professional teachers. Every three years each member program is required to endorse the UCIEP Guidelines and to undergo a program of self-study and evaluation. Each member's self-study process is evaluated by a committee to ensure that the program is in compliance with the UCIEP Guidelines.

In sum, UCIEP member programs offer the following:

- Intensive English Programs administered by accredited universities and colleges throughout the United States
- Quality academic English instruction on university/college campuses
- Highly trained professional instructors
- Academic and personal advising services
- Opportunities for interaction with American students
- Access to campus facilities, such as libraries, computers, health centers, laboratories, recreation centers, etc.
- Participation in campus activities, such as field trips, concerts, lectures, athletic events, etc.

UCIEP Membership 1996-97

American University
Ashland University
Boston University
Columbia University
Drexel University
Eastern Washington University
Ferris State University
Florida International University

Florida State University
George Mason University
Georgetown University
George Washington University
Georgia Institute of Technology
Indiana University
Iowa State University
Kansas State University
Lewis and Clark College
Louisiana State University
Manhattanville College
Michigan State University
New York University
Northeastern University
Ohio State University
Ohio University
Oklahoma State University
Oregon State University
Rochester Institute of Technology
Rutgers, the State University of New Jersey
Saint Michael's College
San Diego State University
San Francisco State University
Southern Illinois University
State University of New York at Buffalo
State University of New York at New Paltz
Texas A&M University
Texas International Education Consortium
University of Alabama
University of Arizona
University of California, Davis
University of California, Irvine
University of Colorado at Boulder
University of Delaware
University of Denver
University of Florida
University of Houston
University of Illinois
University of Iowa
University of Kansas
University of Maryland
University of Miami
University of Minnesota
University of North Carolina at Charlotte
University of North Texas
University of Northern Iowa
University of Oregon
University of Pennsylvania
University of Pittsburgh
University of South Carolina
University of South Florida
University of Southern California

University of Southern Mississippi
University of Tennessee at Martin
Utah State University
Wayne State University
Western Michigan University

AMERICAN ASSOCIATION OF INTENSIVE ENGLISH PROGRAMS (AAIEP)

Appendix D:

AAIEP

Member

Organizations

The American Association of Intensive English Programs (AAIEP) is an organization of Intensive English Programs, represented by their directors, which:

1. Promotes ethical and professional standards for Intensive English Programs.
2. Encourages and facilitates evaluation of Intensive English Programs.
3. Provides liaisons between Intensive English Programs and other organizations whose concerns for international students overlap with those of AAIEP.
4. Works to increase awareness abroad of opportunities for English language study in the United States and provides information to students and counselors.

To accomplish these purposes AAIEP has established two committees to complete its mission. The Standards Committee of AAIEP refines standards and implements them as requirements for membership. The Advocacy Committee provides information about study at IEPs in the United States and maintains dialog with government agencies on issues which impact intensive English students.

AAIEP is committed to support the professional image of ESL instruction in the United States and to work for the well-being of the profession and the individual member programs. The association is a vehicle for working with NAFSA, TESOL, the U.S. Department of State, the U.S. Immigration and Naturalization Service and other organizations that use IEPs or whose actions affect IEPs. These may also include U.S. and foreign government agencies, sponsors, and admissions officers and counselors. Through its workshops, newsletters, study abroad fairs, and internet listserv, AAIEP promotes program quality and dialog on important professional issues.

Why is AAIEP membership important to students and counselors?

All members of AAIEP have been approved for membership only after they have successfully completed the Program Self-Appraisal (PSA) process. The PSA process requires that the program demonstrate that it meets the standards established by AAIEP. These standards, which are available

from the address listed below, address over eighty items of program operation, including instructor qualifications and working conditions, academic program and curriculum features, student services, brochures and recruitment, facilities, and administrative framework.

Intensive English Programs which have been approved for AAIEP membership may be large or small, on-campus or off-campus, in any geographical region of the U.S., and may have a variety of curricular goals. However, member programs have some characteristics in common: a commitment to quality in ESL education and student services, and a commitment to providing useful and accurate information to prospective students.

Each AAIEP member program is fully described and the AAIEP Standards are presented in the *AAIEP Member Profiles*, available in print free of charge or on the World Wide Web, both at the address below. If you would like copies of these items or if you would like more information about AAIEP, please contact:

AAIEP Central Office
 229 North 33rd Street, Room 113
 Philadelphia PA 19104
Phone: (215) 895-5856
Fax: (215) 895-5854
E-mail: ap@post.drexel.edu
URL: <http://www.outfitters.com/com/aaiep/>

AAIEP Membership 1996-97

ACE Language Institute
 North Seattle Center, Seattle WA
 Pacific Lutheran University, Tacoma WA
 Seattle Pacific University, Seattle WA

ALPS (American Language Programs)
 American Language Programs, Campbell CA

American Culture and Language Program
 California State University-San Bernardino,
 San Bernardino CA

American English Academy
 American English Academy, Monterey Park CA

American English Institute
 California State University-Fresno, Fresno CA
 University of Oregon, Eugene OR

American Language Academy
 American Language Academy, Berkeley CA
 Babson College, Wellesley MA
 Baldwin-Wallace College, Berea OH
 Beaver College, Glenside PA
 Butler University, Indianapolis IN
 Florida Southern College, Lakeland FL
 Lake Forest Academy, Lake Forest IL
 Merrimack College, North Andover MA
 Nicholls State University, Thibodaux LA
 Oakwood Friends School, Poughkeepsie NY
 Rider College, Lawrenceville NJ
 Saint Xavier University, Chicago IL
 Southern Oregon State College, Ashland OR
 University of Portland, Portland OR
 University of Southern Colorado, Pueblo CO
 University of Tampa, Tampa FL

American Language and Culture Institute
 California State University-Chico, Chico CA
 California State University-San Marcos,
 San Marcos CA

American Language and Culture Program
 Arizona State University, Tempe AZ
 University of Idaho, Moscow ID

American Language Center
 UCLA Extension, Los Angeles CA

American Language Institute
 San Francisco State University, San Francisco CA
 Sonoma State University, Rohnert Park CA

American Language Program
 California State University-Fullerton, Fullerton CA

ASPECT
 ASPECT, San Francisco CA
 ASPECT San Francisco, La Jolla CA
 Long Island University, CW Post Campus,
 Brookville NY
 Regis College, Weston MA
 University of Central Florida, Orlando FL
 Whittier College, Whittier CA

Berkeley English Academy
 Berkeley English Academy, Berkeley CA

California English Academy, Inc
 California English Academy, San Francisco CA

Career English Language Center for International Students (CELCIS)
 Western Michigan University, Kalamazoo MI

- Center for English as a Second Language**
University of Arizona, Tuscon AZ
- Center for English Language Learning**
Maryville College, Maryville TN
- Center for English Language Training (CELT)**
Indiana University, Bloomington IN
- Center for ESL**
Arkansas State University, State University AR
- College of English Language**
College of English Language, San Diego CA
International Educational Systems, Inc,
Los Angeles CA
- Colorado International Education and Training Institute, Inc**
Mesa State College, Grand Junction CO
- Colorado School of English**
Colorado School of English, Denver CO
- Cultural Center of Language Studies**
Cultural Center of Language Studies, Miami FL
- Department of Intensive English Language**
Texas Wesleyan University, Fort Worth TX
- Division of International Education**
California State University-Northridge,
Northridge CA
- Economics Institute English Program**
Economics Institute, Boulder CO
- Edgewood Language Institute**
Edgewood Language Institute, Monterey Park CA
- Edmond Language Institute**
University of Central Oklahoma, Edmond OK
- EF Institute**
EF Institute, Boston MA
- EF International School of English**
EF International School of English, Boston MA
EF International School of English,
Santa Barbara CA
Evergreen State College, Olympia WA
Florida International University, North Miami FL
Marymount College, Tarrytown NY
Mills College, Oakland CA
United States International University,
San Diego CA
- ELS Language Centers**
Albertus Magnus College, New Haven CT
Case Western Reserve University, Cleveland OH
Chapman University, Orange CA
College of Mount Saint Vincent, Riverdale NY
Concordia University, River Forest IL
Eckerd College, Saint Petersburg FL
ELS Language Center, Atlanta GA
ELS Language Center, San Diego CA
ELS Language Center, San Francisco CA
ELS Language Center, Santa Monica CA
ELS Language Center, Washington DC
Emmanuel College, Boston MA
Florida Institute of Technology, Melbourne FL
Hamline University, Saint Paul MN
Holy Names College, Oakland CA
Marian College, Indianapolis IN
Oklahoma City University, Oklahoma City OK
Regis University, Denver CO
Saint Joseph's University, Philadelphia PA
Seattle University, Seattle WA
University of Redlands, Redlands CA
University of Saint Thomas, Houston TX
Wagner College, Staten Island NY
- English as a Second Language Institute**
New College of California, Millbrae CA
- English as a Second Language Program**
Xavier University, Cincinnati OH
- English Center for International Women**
Mills College, Oakland CA
- English Language Academy**
Harcum College, Bryn Mawr PA
- English Language and Multicultural Institute**
University of Dayton, Dayton OH
- English Language and Orientation Program**
Louisiana State University, Baton Rouge LA
- English Language Center**
Concordia College, Bronxville NY
Drexel University, Philadelphia PA
English Language Center, Boston MA
- English Language Institute**
Bellevue Community College, Bellevue WA
California State Polytechnic University-Pomona,
Pomona CA
College of Staten Island/CUNY, Staten Island NY
Eastern Washington University, Cheney WA
Florida International University, Miami FL
Manhattanville College, Purchase NY

Oregon State University, Corvallis OR
 Rochester Institute of Technology, Rochester NY
 State University of New York at Buffalo, Buffalo NY
 University of Delaware, Newark DE
 University of Houston-Downtown, Houston TX
 University of South Florida, Tampa FL
 University of Southern Mississippi, Hattiesburg MS
 University of Tennessee at Knoxville, Knoxville TN
 University of Texas at Arlington, Arlington TX
 University of Utah, Salt Lake City UT

English Language Program/Berkeley
 UC-Berkeley Extension, Berkeley CA

English Language Programs
 UC-San Diego Extension, La Jolla CA
 University of Pennsylvania, Philadelphia PA

English Language Study Center
 Abraham Baldwin College, Tifton GA
 College of Saint Rose, Albany NY
 Rockford College, Rockford IL
 Southern Utah University, Cedar City UT
 Western Oregon State College, Monmouth OR
 Westminster College, Salt Lake City UT

English Proficiency for International Students
 Immaculata College, Immaculata PA

English Programs for Internationals
 University of South Carolina, Columbia SC

ESL Department/International Center
 Snow College, Ephraim UT

ESL Institute
 Saint Norbert College, De Pere WI

FLS Language Centers
 Citrus College, Pasadena CA
 FLS Language Center, Alhambra CA

Global Language Institute
 University of Wisconsin-River Falls, River Falls WI

Golden Gate Language Schools, Inc
 Golden Gate Language Schools, Campbell CA

Haggerty Institute
 State University of New York College at New Paltz,
 New Paltz NY

Hays Language Institute
 Fort Hays State University, Fort Hays KS

ICLS-Husson College
 Husson College, Bangor ME

IEI
 IEI, Portland OR (3 locations)

IELS Language School
 IELS Language Language School, Austin TX

Institute for International Students
 City College of San Francisco, San Francisco CA

Institute for the Study of American Language and Culture
 Lewis and Clark College, Portland OR

Intensive English as a Second Language Program
 International Language Institute of Massachusetts,
 Inc, Northampton MA

Intensive English Center
 State University of New York at Stony Brook,
 Stony Brook NY

Intensive English Course
 Lado International College, Washington DC

Intensive English Institute
 California Baptist College, Riverside CA
 Francis Marion University, Florence SC
 Lewis-Clark State College, Lewiston ID
 Portland Downtown Center, Portland OR
 Saint Thomas University, Miami FL
 Texas A&M-Kingsville, Kingsville TX
 University of Maine, Orono ME

Intensive English Language Center
 University of Nevada-Reno, Reno NV
 Wichita State University, Wichita KS

Intensive English Language Institute
 Creighton University, Omaha NE
 Spring Hill College, Mobile AL
 University of Findlay, Findlay OH
 University of North Texas, Denton TX
 Utah State University, Logan UT

Intensive English Language Program
 South Seattle Community College, Seattle WA
 Temple University, Philadelphia PA
 University of Arkansas-Little Rock, Little Rock AR

Intensive English Program
 Cornell University, Ithaca NY
 English Language Center, Los Angeles CA
 Ferris State University, Big Rapids MI
 Intensive English Program, Seattle WA
 Southeast Missouri State University,
 Cape Girardeau MO
 Texas Tech University, Lubbock TX

University of Tennessee at Martin, Martin TN
 University of Washington-Educational Outreach,
 Seattle WA
 Washington Academy of Languages, Seattle WA
 Western Washington University, Bellingham WA

Intensive English Program, Department of ESL
 University of San Francisco, San Francisco CA

Intensive English Programs
 International Center for American English,
 La Jolla CA

Intensive Language Institute
 University of Miami, Coral Gables FL

Intensive Language Program
 Eurocentres Inc, Alexandria VA

INTERLINK Language Center
 Colorado School of Mines, Golden CO
 Guilford College, Greensboro NC
 Indiana State University, Terre Haute IN
 Valparaiso University, Valparaiso IN

International Education Programs
 Seattle Central Community College, Seattle WA
 University of California Extension-Riverside,
 Riverside CA

International English Institute
 International English Institute, Fresno CA
 International English Institute, Nashville TN

International English Programs
 UC-Davis Extension, Davis CA

International Programs
 UCSB Extension, Goleta CA

Intrax English Institute
 Bryant College, Smithfield RI
 Menlo College, Atherton CA
 Widener University, Chester PA

ISE/World Learning
 International Students of English, Belmont CA
 International Students of English, Brattleboro VT
 International Students of English, Jacksonville FL
 International Students of English, Waltham MA

Keystone Intensive English Program
 Keystone Junior College, La Plume PA

Language and Culture Center
 University of Houston, Houston TX

Language and Culture Institute in Oregon
 Language and Culture Institute, Lake Oswego OR

Language Institute
 Georgia Institute of Technology, Atlanta GA

Language Institute for English
 Adelphi University, Garden City NY
 Barry University, Miami Shores FL
 Dominican College, San Rafael CA
 Fairleigh Dickinson University, Madison NJ
 Rosary College, River Forest IL
 San Diego-City Center, San Diego CA
 Simmons College, Boston MA

Language Resource Institute
 Language Resource Institute, San Francisco CA

Language Studies International
 Language Studies International, Berkeley CA
 Language Studies International, Boston MA
 Language Studies International, San Diego CA

LCP International Institute
 California State University-Sacramento Center,
 Sacramento CA
 Irvine College Center, Irvine CA
 University of Redlands, Redlands CA

Loyola Intensive English Program
 Loyola University, New Orleans LA

Michigan Language Center
 Michigan Language Center, Ann Arbor MI

Midwest Institute for International Studies
 Doane College, Crete NE

New England School of English
 New England School of English, Cambridge MA

Norman English Institute
 Norman English Institute, Norman OK

North Park College ESL Program
 North Park College, Chicago IL

Pacific English Language Institute
 Pacific English Language Institute,
 San Luis Obispo CA

Pacific Rim Language Institute
 Pacific Rim Language Institute, Rowland Heights CA

Point Loma English Institute
 Point Loma Nazarene College, San Diego CA

Program in American College English
Pitzer College, Claremont CA

Program in ESL
UC-Irvine Extension, Irvine CA

Rennert Bilingual
Rennert Bilingual, New York NY

Saint Giles Language Teaching Center
Saint Giles Language Teaching Center,
San Francisco CA

Spring International Language Center
Arapahoe Community College, Littleton CO
Auraria Higher Education Center, Denver CO
University of Arkansas, Fayetteville AR

Texas Intensive English Program
Texas International Education Consortium,
Austin TX

The Language Company
The Language Company, Oklahoma City OK

Tulane ESL Institute
Tulane University, New Orleans LA

Tulsa English Institute
Tulsa English Institute, Tulsa OK

Tutorium in Intensive English
University of Illinois-Chicago, Chicago IL

University ESL Program
Central Washington University, Ellensburg WA

WESL Institute
Western Illinois University, Macomb IL

WESLI Institute
WESLI Institute, Madison WI

Yazigi Language Study Center
Yazigi International USA, Bradenton FL

Index I:

Sponsoring Institutions

Sponsoring colleges, universities and language schools are indexed alphabetically. References are to sequential entry numbers, not to page numbers. Entry numbers that begin with 1 are in the **Intensive English Programs** section. Entries beginning with 2 are in the **ESL Courses** section.

If provided by the sponsor at the time of information-gathering, the URL (Uniform Resource Locator) indicating the program sponsor's home page address on the World Wide Web appears after the name of the sponsoring institution. Please keep in mind that this information was current at the time IIE conducted its research for this book. At publication, some addresses may have changed in this evolving area of media technology.

A

- Agape English Language Institute for Internationals
1424
- Albertson College of Idaho
2069
- American Academy of English
1016
- American Cultural Exchange, Montana
1309
- American Cultural Exchange, Mount Vernon
1493
- American Cultural Exchange, North Seattle
1494
- American Cultural Exchange, Olympia
1495
- American Cultural Exchange, Seattle
1496
- American Cultural Exchange, Tacoma
1497
- American English Academy
1017
- American Graduate School of International Management
<http://www.T-bird.edu/execed.HTM> language
1005
- American Language Academy, Ashland
1391
- American Language Academy, Berkeley
1018
- American Language Academy, Boston (Waltham)
1259
- American Language Academy, Chicago
1192
- American Language Academy, Cleveland (Berea)
1369
- American Language Academy, Indianapolis
1213
- American Language Academy, Lake Forest
1193
- American Language Academy, Lakeland
1145
- American Language Academy, Lawrenceville
1318
- American Language Academy, North Andover
1260
- American Language Academy, Philadelphia (Glenside)
1404
- American Language Academy, Portland
1392
- American Language Academy, Pueblo
1115
- American Language Academy, Tampa
1146
- American Language Academy, Thibodaux
1245
- American University
<http://www.american.edu>
1133, 2046
- American West Language Institute
1473
- Anglo Continental Boston
1261
- Anglo Continental Los Angeles
1019

Anglo Continental New York, West Long Branch
1319
Anne Arundel Community College
1254, 2128
Arapahoe Community College
2038
Arizona State University
<http://www.asu.edu/xed/alcp/esl.html>
1006, 2003
Arkansas State University
<http://www.astate.edu>
1011
Arkansas Tech University
2007
Arlington Public Schools Vocational, Career and Adult
Education
1485
Ashland University
<http://www.ashland.edu>
1370
Aspect International Language School, Boston
1262
Aspect International Language School, Brookville
1325
Aspect International Language School, Orlando
1147
Aspect International Language School, San Diego
1020
Aspect International Language School, San Francisco
1021
Aspect International Language School, Whittier
1022
Augusta College
2059
Avila College
1300

B

Ball State University
<http://www.bsu.edu/UP/cover.html>
1214, 2091
Bard College
<http://www.bard.edu>
2195
Bellevue Community College
<http://www.bellevue-cc.ctc.edu>
1498, 2323
Bellevue University
<http://bruins.bellevue.edu/>
1310
Beloit College
1521, 2339
Benedictine College
2106
Berkeley English Academy
1023
Berkshire Community College
2132
Berlitz/Campus Life
1263
Black Hawk College
1194, 2071

Blue Ridge Community College
2221
Boston College
<http://www.bc.edu>
2133
Boston School of Modern Languages
<http://www.bsml.com/>
1264
Boston University
1265
Briar Cliff College
1220, 2099
Brigham Young University
<http://humanities.byu.edu/elc/ELCBrochure>
1474, 2308
Brown University
http://www.brown.edu/Administration/Summer_Studies/
1422
Buena Vista University
1221

C

Cabrillo Community College
2011
California English Academy
<http://www.slip.net/-cea1>
1024
California Lutheran University
<http://www.clunet.edu>
1025
California State Polytechnic University, Pomona
1026
California State University, Chico
<http://www.csuchico.edu/const/alci/index.htm>
1027, 2012
California State University, Dominguez Hills
<http://orca.csudh.edu/~alcp/index.html>
1028
California State University, Fresno
1029
California State University, Fullerton
1030, 2013
California State University, Hayward
<http://www.alp.csuhayward.edu>
1031
California State University, Long Beach
<http://www.uces.csulb.edu/alil>
1032, 2014
California State University, Los Angeles
<http://bestla.calstatela.edu/www/lifelong/learning.html>
1033
California State University, Northridge
<http://www.csun.edu/~hfedu005/esl.html>
1034
<http://www.csun.edu/~hfoao031/welcome.html>
2015
California State University, San Bernardino
1035, 2016
California State University, San Marcos
1036
Calvin College
2145

- Carnegie-Mellon University
2255
- Carson-Newman College
1431, 2280
- Catholic University of America
1134, 2047
- Cedar Crest College
2256
- Centenary College
1320, 2184
- Center for English Studies at the College of Insurance, New York
<http://www.cescorp.com>
1326
- Center for English Studies, Fort Lauderdale
<http://www.cescorp.com>
1148, 1149
- Center for English Studies, New York
<http://www.cescorp.com>
1327, 1328
- Center for English Studies, San Francisco
<http://www.cescorp.com>
1037, 1038
- Center of English Language, Dallas
1441
- Center of English Language, Houston
1442
- Central Michigan University
1284, 2146
- Central Missouri State University
1301, 2163
- Central Piedmont Community College
<http://www.cpcc.cc.nc.us/>
1363, 2222
- Central Washington University
<http://www.cwu.edu/~intlprog/uesl.html>
1499
- Century School of Languages
1039
- Champlain College
<http://www.champlain.edu>
2312
- Citrus College
<http://www.citrus.cc.ca.us/instprog/esl/esl.htm>
1040, 2017
- City College of San Francisco
1041, 2018
- City Colleges of Chicago Harold Washington College
2072
- City University of New York, Baruch College
<http://150.210.39.44>
1329, 2196
- City University of New York, City College
2197
- City University of New York, Hunter College
<http://www.Hunter.cuny.edu/ieli>
1330
- City University of New York, La Guardia Community College
1331, 2198
- City University of New York, Queensborough Community College
1332
- Clark University
1266, 2134
- Clarkson University
<http://www.clarkson.edu/~english>
1333, 2199
- Cleveland State University
<http://www.csuohio.edu/intguide/english.html>
2232
- Coffeyville Community College
1230, 2107
- Colby College
2126
- College of Eastern Utah
<http://www.ceu.edu>
1475, 2309
- College of Marin
<http://www.marin.cc.ca.us>
1042, 2019
- College of Mount St Joseph
1371, 2233
- College of Notre Dame of Maryland
1255, 2129
- College of Our Lady of the Elms
2135
- College of San Mateo
2020
- Colorado Christian University
1116, 2039
- Colorado International Education and Training Institute
<http://www.outfitters.com/com/aaiep/profiles/p59.htm>
1117
- Colorado State University
<http://yuma.acns.colostate.edu/~cwis85/>
1118, 2040
- Columbia College, Chicago
2073
- Columbia University
<http://www.columbia.edu/cu/ssplalp/>
1334, 2200
- Concordia College, Bronxville
1335, 2201
- Concordia University
1043, 2021
- Concordia University, Portland
1393, 2246
- Conversa Language Center
1372
- Cornell University
<http://www.dml.cornell.edu/iep/cuiep.html>
1336
- Creighton University
<http://www.creighton.edu>
1311, 2173
- Cuyahoga Community College, Eastern Campus
2234
- Cuyahoga Community College, Western Campus
<http://www.tri-c.cc-oh.us>
1373, 2235

D

- Dade County Public Schools Adult/Vocational Education
1150
- Dakota State University
<http://www.dsu.edu>
1428, 2279
- DeKalb College
2060
- Del Mar College
1443, 2285

DeLaSalle Language Institute
1293
Delta College
2147
DePaul University
<http://www.depaul.edu/~lhillman/>
1195, 2074
DePauw University
2092
Diversified Language Institute
1044
Drake University
1222, 2100
Drexel University
<http://www.drexel.edu>
1405, 1406, 2257
Duke University
2223
Duquesne University
1407, 2258

E

East Carolina University
2224
East Stroudsburg University
2259
Eastern Illinois University
1196, 2075
Eastern Kentucky University
1240, 2118
Eastern Mennonite University
1486
Eastern Washington University
1500
Economics Institute
<http://www.Colorado.EDU/EconomicsInstitute>
1119
Edgewood College
2340
EF International School of English, North Miami
1151
EF International School of English, Northridge
1045
EF International School of English, Oakland
1046
EF International School of English, Olympia
1501
EF International School of English, San Diego
1047
EF International School of English, Santa Barbara
1048
EF International School of English, Tarrytown
1337
El Paso Community College
1444, 1445, 2286
ELS Language Centers, Atlanta
<http://www.els.com>
1176
ELS Language Centers, Boston
<http://www.els.com>
1267, 1268
ELS Language Centers, Cambridge
<http://www.els.com>
1269

ELS Language Centers, Chicago
<http://www.els.com>
1197
ELS Language Centers, Cleveland
<http://www.els.com>
1374
ELS Language Centers, Denver
<http://www.els.com>
1120
ELS Language Centers, Houston
<http://www.els.com>
1446
ELS Language Centers, Indianapolis
<http://www.els.com>
1215
ELS Language Centers, Los Angeles
<http://www.els.com>
1049, 1050
ELS Language Centers, Melbourne
<http://www.els.com>
1152, 1153
ELS Language Centers, New Haven
<http://www.els.com>
1126
ELS Language Centers, New York City (Riverdale)
<http://www.els.com>
1338
ELS Language Centers, New York City (Staten Island)
<http://www.els.com>
1339
ELS Language Centers, Oakland
<http://www.els.com>
1051
ELS Language Centers, Oklahoma City
<http://www.els.com>
1383
ELS Language Centers, Orange
<http://www.els.com>
1052
ELS Language Centers, Philadelphia
<http://www.els.com>
1408
ELS Language Centers, Redlands
<http://www.els.com>
1053
ELS Language Centers, San Diego
<http://www.els.com>
1054, 1055
ELS Language Centers, San Francisco
<http://www.els.com>
1056
ELS Language Centers, Santa Monica
<http://www.els.com>
1057, 1058
ELS Language Centers, Seattle
<http://www.els.com>
1502
ELS Language Centers, St Paul
<http://www.els.com>
1294
ELS Language Centers, St Petersburg
<http://www.els.com>
1154, 1155
ELS Language Centers, Washington DC
<http://www.els.com>
1135

Emporia State University
1231, 2108

Endicott College
<http://www.endicott.edu>
2136

English Center for International Women
<http://www.mills.edu>
1059

English Connection
1340

English Language and Multicultural Institute
1375

English Language Center
1285, 1384

English Language Center, Boston
1270, 1271

English Language Center, Los Angeles
1060, 1061

English Language Center, Santa Barbara
1062, 1063

English Language Program
<http://www.mcc.maricopa.edu>
1007

English Language Specialists
1447

English Language Study Center, Albany
1341

English Language Study Center, Cedar City
1476

English Language Study Center, Monmouth
1394

English Language Study Center, Rockford
1198

English Language Study Center, Salt Lake City
1477

English Language Study Center, Tifton
1177

F

Fairmont State College
1516, 2336

Florida Institute of Technology
<http://www.fit.edu>
1156, 2050

Florida International University
1157, 1158, 2051

Florida State University
<http://www.fsu.edu/~cies>
1159, 2052

FLS Language Centres
1064

Fontbonne College
2164

Fresno Pacific College
1065

Fulton-Montgomery Community College
<http://www.fmcc.suny.edu>
1342, 2202

G

Gadsden State Community College
1001, 2001

Geneva College
2260

George Fox University
<http://www.gfc.edu>
1395, 2247

George Mason University
1487, 2315

Georgetown University
<http://www.georgetown.edu/departments/efl/deflbmpg.htm>
1136, 2048

Georgia Institute of Technology
<http://www.conted.gatech.edu/English/language.html>
1178

Georgia Southern University
1179, 2061

Georgia Southwestern College
1180, 2062

Glendale Community College
<http://www.gc.maricopa.edu>
1008, 2004

Global Language Institute, River Falls
1522

Global Language Institute, West Palm Beach
1160

Golden Gate Language Schools
1066

Gonzaga University
1503

Gordon College
2137

Goshen College
<http://www.Goshen.edu>
2093

Gwynedd-Mercy College
1409, 2261

H

Harrisburg Area Community College
1410, 2262

Harvard University Summer School
<http://www.dce.harvard.edu/summer/iell/default.htm>
1272, 1273, 1274, 2138

Hawaii Pacific University
<http://www.hpu.edu>
1186, 2067

Hesston College
1232, 2109

High Point University
<http://www.highpoint.edu>
2225

Howard Payne University
1448, 2287

Hudson County Community College
2185

Humboldt State University
<http://www.humboldt.edu/~ieli/>
1067
<http://www.humboldt.edu>
2022

Huron University
1429

Husson College
1251

IELS Language School
1449

Illinois Benedictine College
2076

Illinois State University
1199, 2077

Immaculata College
1411, 2263

Independence Community College
2110

Indiana University
<http://www.indiana.edu/~celtiepliep.html>
1216, 2094

Indiana University at South Bend
2095

Indiana University of Pennsylvania
1412

Indiana University-Purdue University at Fort Wayne
2096

Indiana University-Purdue University at Indianapolis
2097

Intensive English Institute, Florence
1425

Intensive English Institute, Kingsville
1450

Intensive English Institute, Lewiston
1190

Intensive English Institute, Miami
1161

Intensive English Institute, Portland
1396

Intensive English Institute, Riverside
1068

Interlink Language Center, Golden
1121

Interlink Language Center, Greensboro
1364

Interlink Language Center, Terre Haute
1217

International Center for American English
1069

International Center for Language Studies, Houston
1451

International Center for Language Studies, Washington DC
1137

International College of English
1070

International English Institute
<http://www.ieifresno.com>
1071

International English Institute, Nashville
1432

International Language Institute of Massachusetts
1275

International Language Institute, Elkins
1517

International Language Institute, Washington DC
1138

International Students of English, Boston
<http://www.worldLearning.org/>
1276

International Students of English, California
<http://www.WorldLearning.org/>
1072

International Students of English, Florida
<http://www.WorldLearning.org/>
1162

International Students of English, Vermont
<http://www.WorldLearning.org/>
1482

Intrax English Institute
1073

Iowa State University
1223, 2101

Iowa Wesleyan College
1224

John Wood Community College
2078

Johns Hopkins University
<http://www.jhu.edu/~sumprog>
1256

Johns Hopkins University, School of Advanced International
Studies
1139

Johnson County Community College
<http://www.johnco.cc.ks.us/>
2111

Juniata College
1413, 2264

K

Kansas State University
1233, 2112

Kaplan Educational Center, Atlanta
<http://www.kaplan.com/intl>
1181

Kaplan Educational Center, Boston
<http://www.kaplan.com/intl>
1277

Kaplan Educational Center, Chicago
<http://www.kaplan.com/intl>
1200

Kaplan Educational Center, Houston
<http://www.kaplan.com/intl>
1452

Kaplan Educational Center, Los Angeles
<http://www.kaplan.com/intl>
1074

Kaplan Educational Center, Miami
<http://www.kaplan.com/intl>
1163

Kaplan Educational Center, New York City
<http://www.kaplan.com/intl>
1343

Kaplan Educational Center, Seattle
<http://www.kaplan.com/intl>
1504

Kaplan Educational Center, Washington DC
<http://www.kaplan.com/intl>
1140

Kaplan Educational Centers, San Francisco/Berkeley
<http://www.kaplan.com/intl>
 1075

Keystone College
<http://www.keystone.edu>
 1414, 2265

King College
<http://www.king.edu>
 1433

L

Lado International College
 1141

Lake Forest College
 1201

Lane Community College
 1397, 2248

Language Center International
 1286

Language Exchange
<http://www.languageexchange.com>
 1164

Language Institute for English, Garden City
 1344

Language Institute for English, New York
 1345

Language Institute for English, San Rafael
 1076

Language Resource Institute
 1077

Language Training Center
 1218

LCP International Institute, Irvine
 1078

LCP International Institute, Oceanside
 1079

LCP International Institute, Sacramento
 1080

LCP International Institute, Seattle
 1505

Lehigh Carbon Community College
 1415, 2266

Lewis and Clark College
<http://www.lclark.edu/-isalc>
 1398

Lincoln Memorial University
 1434, 2281

Linguex School of Languages
<http://www.ngen.com>
 1142

Linn-Benton Community College
 2249

Los Angeles Pierce College
 2023

Louisiana State University
<http://www.lsu.edu/guests/elopweb/>
 1246

Lower Columbia College
 2324

Loyola University
<http://www.studyusa.com/factshts/loyola.htm>
 1247

Loyola University of Chicago, Mallinckrodt Campus
<http://www.luc.edu/>
 1202, 2079

Loyola University of New Orleans
<http://www.studyusa.com/factshts/loyola.htm>
 2123

Lynn University
 1165

M

MacCormac College
 1203

Madison English as a Second Language School
<http://www.execpc.com/-mesls/>
 1523

Madonna University
 2148

Manatee Community College
 2053

Manhattan College
 2203

Manhattanville College
 1346, 2204

Mars Hill College
<http://www.mhc.edu>
 2226

Marshall University
<http://www.marshall.edu/cipl/>
 1518, 2337

Marycrest International University
<http://www.mcrest.edu/-alcddept/alcpag>
 1225

Marymount College
<http://www.marymt.edu>
 1347, 2205

Marymount Palos Verdes College
 1081

Marymount University
<http://www.marymount.edu>
 1488

Maryville College
<http://www.maryvillecollege.edu>
 1435, 2282

Mayland Community College
 2227

McKendree College
 1204, 2080

Mercer County Community College
 2186

Mercer University, Atlanta
 1182, 2063

Mercer University, Macon
 1183, 2064

Merritt Community College
 1082

Mesa Community College
<http://www.mc.maricopa.edu/>
 2005

Methodist College
 1365, 2228

Metropolitan Community College
 2174

BEST COPY AVAILABLE

Metropolitan Community Colleges
<http://www.umkc.edu/ali>
 1306

Miami University
<http://www.muohio.edu>
 2236

Michigan Language Center
 1287

Michigan State University
 1288, 2149

Middlesex Community College
 2139

Middlesex County College
 1321, 2187

Midwest Institute for International Studies, Crete
<http://www.outfitters.com/com/aaiepl/profiles/p128.htm>
 1312

Midwestern State University
 1453, 2288

Minneapolis Community and Technical College
 2157

Mississippi County Community College
 2008

Mississippi State University
 1296, 2161

Mohawk Valley Community College
 1348

Montana State University
 2171

Moorpark College
 2024

Moraine Valley Community College
 1205, 2081

Mount St Clare College
 2102

Mount Vernon College
 1143, 1144, 2049

Murray State University
 1241, 2119

N

National University
<http://www.nu.edu>
 1083, 2025

National-Louis University
<http://nlu.nl.edu>
 2082

New College of California
<http://www.esl-institute.com>
 1084

New England College
 2182

New England Conservatory of Music
<http://copernicus.bbn.com/nec>
 2140

New England School of English
 1278

New Hampshire College
<http://www.nhc.edu>
 1317

New Mexico State University
 1323, 2192

New School for Social Research
 1349, 2206

New World Language Institute, Bradenton
 1166

New World Language Institute, Orlando
 1167

New World Language Institute, Palm Desert
 1085

New York University
<http://www.nyu.edu/pages/ali/index.html>
 1350, 2207

North Carolina State University
 1366

North Central College
 2083

North Dakota State University
<http://www.ndsu.nodak.edu/international/>
 1368, 2231

North Harris College
 2289

North Park College and Theological Seminary
<http://www.npcs.edu>
 1206, 2084

Northeast Community College
 2175

Northeast Missouri State University
 2165

Northern Arizona University
 1009, 2006

Northern Essex Community College
 1279, 2141

Northern State University
 1430

Northern Virginia Community College
 2316

Northwest Missouri State University
<http://www.numissouri.edu>
 1302

Northwestern College
 1226, 2103

O

Oakland Community College
 2150

Oakton Community College
 2085

Ocean County College
 2188

Ohio Dominican College
 1376, 2237

Ohio Northern University
<http://www.onu.edu>
 2238

Ohio State University
<http://www.ohio-state.edu>
 1377, 2239

Ohio University
 1378, 2240

Ohlone College
 2026

Oklahoma State University
 1385

Old Dominion University
<http://www.odu.edu/gnusers/teevan/elchtml.htm>
 1489, 2317

Olin Center
 1280

Onondaga Community College
 2208

Oregon State University
<http://www.orst.edu/Dept/eli>
 1399
<http://www.orst.edu>
 2250

Ottawa University
 1234, 2113

Ouachita Baptist University
 1012, 2009

Our Lady of the Lake University of San Antonio
<http://www.ollusa.edu>
 1454, 2290

Overbrook School for the Blind
 1416

Oxnard College
 2027

P

Pace University
<http://www.pace.edu>
 2209

Pace University, New York
<http://www.pace.edu>
 1351

Pace University, Westchester
<http://www.pace.edu>
 1352

Pacific English Language Institute
<http://wwwa.com/peli>
 1086

Pacific University
 1400, 2251

Peninsula College
 2325

Pennsylvania State University
 1417

Philadelphia College of Textiles and Science
 2267

Pierce College
 1506

Pittsburg State University
 1235, 2114

Pitzer College
<http://www.pitzer.edu>
 1087, 2028

Point Loma Nazarene College
<http://www.ptloma.edu/plei.htm>
 1088
<http://www.ptloma.edu>
 2029

Point Park College
 1418, 2268

Portland State University
 2252

Q, R

Quincy College
 2142

Radford University
 1490, 2318

Ramapo College of New Jersey
<http://www.ramapo.edu/>
 2189

Rennert Bilingual
<http://www.rennert.com>
 1353

Rice University
<http://www.rice.edu/esl>
 1455, 2291

Rochester Community and Technical College
 2158

Rochester Institute of Technology
<http://www.rit.edu/RIT/SA/SP/ELI>
 1354, 2210

Rockford College
 2086

Roger Williams University
 1423

Roosevelt University
<http://www.roosevelt.edu>
 1207

Rosary College
 2087

Roxbury Community College
 2143

Rutgers University, Newark
 1322, 2190

S

Sacred Heart University
<http://www.sacredheart.edu/>
 2042

Saddleback College
 1089, 2030

Saginaw Valley State University
 1289, 2151

Saint Cloud State University
 2159

Saint Edward's University
 2292

Saint John's University, Jamaica
 1355, 2211

Saint Lawrence University
 2212

Saint Louis University
 1303, 2166

Saint Mary's College of California
 1090, 2031

Saint Mary's University
 2293

Saint Michael's College
<http://www.smcvt.edu/sis/program.html>
 1483, 1484, 2313

Saint Norbert College
 1524

Saint Olaf College
 2160

- Saint Thomas University
1168, 2054
- Salem Community College
2191
- Salem-Teikyo University
1519
- Salt Lake Community College
1478
- San Antonio College
2294
- San Diego Mesa College
2032
- San Diego State University
<http://www-rohan.sdsu.edu/dept/alisdusu>
1091, 1092, 1093, 1094
- San Francisco Conservatory of Music
<http://SFCM.edu>
2033
- San Francisco Institute of English
1095
- San Francisco State University
<http://mercury.sfsu.edu/~fun/>
1096
- San Jose State University
1097
- Santa Barbara City College
1098
- Santa Fe Community College
1169, 2055
- Seattle Central Community College
<http://www.sccd.ctc.edu/~ccglobal>
1507, 2326
- Shenandoah University
1491, 2319
- Showa Boston Institute for Language and Culture
1281
- Slippery Rock University
2269
- Snow College
<http://www.snow.edu>
1479, 2310
- Sonoma State University
<http://www.sonoma.edu/exed/ssali>
1099
- South Puget Sound Community College
2327
- South Seattle Community College
1508, 2328
- Southeast Missouri State University
<http://www.semo.edu>
1304
- Southern Illinois University, Carbondale
<http://www.siu.edu/~ces/>
1208, 2088
- Southwest Texas State University
<http://www.swt.edu>
1456
- Southwestern Michigan College
2152
- Spring Hill College
<http://www.shc.edu>
1002
- Spring International Language Center, Denver
1122
- Spring International Language Center, Fayetteville
1013
- Spring International Language Center, Littleton
1123
- Springfield College
1282, 2144
- Stanford University
<http://www-leland.stanford.edu/group/efs>
1100, 2034
- State University of New York at Albany
1356, 2213
- State University of New York at Binghamton
2214
- State University of New York at Buffalo
<http://wings.buffalo.edu/gse/eli>
1357, 2215
- State University of New York at Stony Brook
1358, 2216
- State University of New York, College at Buffalo
2217
- State University of New York, College at New Paltz
1359, 2218
- Suffolk County Community College, Western Campus
2219
- Sullivan County Community College
1360, 2220
- Suomi College
2153
- Swarthmore College
2270
- Syracuse University
<http://syllabus.syr.edu/EFL/raspberry>
1361

T

- Tacoma Community College
<http://www.tacoma.ctc.edu>
1509, 2329
- Teikyo Post University
1127, 2043
- Temple University
<http://www.temple.edu/lielp>
1419, 2271
- Tennessee Wesleyan College
1436, 2283
- Texas A&M University
<http://acs.tamu.edu/~eli/eli.html>
1457, 2295
- Texas Christian University
<http://www.iep.tcu.edu/iep>
1458, 2296
- Texas Intensive English Program
1459
- Texas Lutheran University
<http://www.TxLutheran.edu>
1460, 2297
- Texas Tech University
1461, 2298
- Texas Wesleyan University
1462
- The Language Company, Edmond English Institute
<http://www.outfitters.com/com/aaiep/profiles/p219.htm>
1386
- The Language Company, Hays Language Institute
<http://www.fhsu.edu>
1236

The Language Company, Norman English Institute
<http://www.outfitters.com/com/aaiepl/profiles/p153.htm>
 1387

The Language Company, Tulsa English Institute
<http://www.outfitters.com/com/aaiepl/profiles/p154.htm>
 1388

Thiel College
 2272

Transylvania University
 1242, 2120

Trinity Valley Community College
 2299

Truckee Meadows Community College
 2179

Tufts University
<http://www.tufts.edu/as/conf/esl.html>
 1283

Tulane University
 1248, 1249, 2124

University of Central Arkansas
<http://www.international.uca.edu>
 1015

University of Central Florida
 1170, 2056

University of Cincinnati
 2242

University of Colorado at Boulder
 1124

University of Connecticut
 1129

University of Dallas
 1463, 2300

University of Delaware
<http://www.udel.edu/IntlProg/eli/1elipage.html>
 1131, 1132

University of Denver
 1125, 2041

University of Evansville
 1219, 2098

University of Findlay
<http://www.studyusa.com/>
 1380, 2243

University of Florida
<http://www.clas.ufl.edu/eli/>
 1171, 2057

University of Georgia
<http://www.gatr.uga.edu/ALP/ALP.html>
 1184, 2065

University of Guam
 1185, 2066

University of Hawaii at Manoa
<http://www.lll.hawaii.edu/esl/help/>
 1187

<http://www.summer.hawaii.edu>
 1188

University of Hawaii, Hawaii Community College
 1189, 2068

University of Houston, Downtown
<http://www.dt.uh.edu>
 1464

University of Houston, Main Campus
<http://bentley.uh.edu/English/LCC/home.htm>
 1465, 2301

University of Idaho
 1191, 2070

University of Illinois at Chicago
 1209, 2089

University of Illinois, Urbana
 1210

University of Iowa
<http://www.uiowa.edu/~linguist/esl/>
 1227, 2104

University of Kansas
<http://www.aec.ukans.edu/>
 1237, 2115

University of Kentucky
 1243

University of Louisville
<http://www.louisville.edu/groups/iesl-www>
 1244, 2121

University of Maine at Orono
<http://www.ume.maine.edu/~iei>
 1252

University of Mary Hardin-Baylor
 1466, 2302

U

University Language Institute
 1389

University of Akron
<http://www.uakron.edu/eli/>
 1379

<http://www.uakron.edu/>
 2241

University of Alabama
<http://www.ua.edu>
 1003, 2002

University of Arizona
<http://w3.arizona.edu/~cesl/capestat.html>
 1010

University of Arkansas
 2010

University of Arkansas at Little Rock
<http://www.ualr.edu/ielp/index.html>
 1014

University of Bridgeport
<http://www.bridgeport.edu>
 1128, 2044

University of California, Berkeley
<http://www.unex.berkeley.edu:4243/>
 1101

<http://violet.berkeley.edu/~cwp/ESL>
 1102

University of California, Berkeley at San Francisco
<http://www.unex.berkeley.edu:4243/>
 1103, 1104

University of California, Davis
 1107

<http://universityextension.ucdavis.edu>
 1105, 1106

University of California, Irvine
<http://www.uci.edu/~unex/esl>
 1108

University of California, Riverside
<http://www.unex.ucr.edu/iephomepage.html>
 1109

University of California, Santa Barbara
<http://www.xlrn.ucsb.edu/lip/>
 1110, 1111

- University of Maryland
http://www.inform.umd.edu/EdRes/MEI
1257, 2130
- University of Maryland Baltimore County
http://www.umbc.edu/
1258, 2131
- University of Memphis
1437
- University of Miami
http://www.gehon.ir.miami.edu/cstudies/lililili.html
1172, 1173
- University of Michigan-Ann Arbor
1290, 2154
- University of Minnesota, Twin Cities
1295
- University of Mississippi
http://www.olemiss.edu
1297, 2162
- University of Missouri, Columbia
http://www.missouri.edu/~regwww
1305
http://www.missouri.edu
2167
- University of Missouri, Kansas City
http://www.umkc.edu/ali
1306
- University of Missouri, Rolla
1307, 2168
- University of Montana
http://www.umt.edu/nss/eli.htm
2172
- University of Nebraska at Omaha
http://www.unomaha.edu/~world/
1313, 1314, 2176
- University of Nebraska, Lincoln
1315, 2177
- University of Nebraska-Kearney
http://www.unk.edu
2178
- University of Nevada, Reno
1316, 2180
- University of New Hampshire
2183
- University of New Mexico
1324, 2193
- University of New Orleans
http://www.uno.edu/~inst/ielp.html
1250
http://www.uno.edu
2125
- University of North Carolina at Chapel Hill
http://www.unc.edu/depts/interctr
2229
- University of North Carolina at Charlotte
http://www.coe.uncc.edu/~trbriggs/eli.html
1367
http://www.unccvm.uncc.edu
2230
- University of North Texas
http://www.unt.edu
1467, 1468, 2303
- University of Northern Iowa
1228
- University of Oklahoma
http://tel.occe.uoknor.edu/cesl.html
1390
- University of Oregon
http://babel.uoregon.edu/aei.html
1401, 1402
http://babel.uoregon.edu/aei/leap.html
2253
- University of Pennsylvania
http://www.sas.upenn.edu/elp
1420, 2273
- University of Pittsburgh, Main Campus
1421, 2274
- University of Rhode Island
http://www.uri.edu/uri_home.html
2277
- University of San Francisco
http://www.usfca.edu
1112, 2035
- University of South Alabama
1004
- University of South Carolina
http://www.epi.sc.edu
1426, 1427, 2278
- University of Southern California
http://www.usc.edu/dept/uscla
1113
http://www.usc
2036
- University of Southern Maine
http://www.usm.maine.edu
1253, 2127
- University of Southern Mississippi
1298, 1299
- University of Tennessee at Knoxville
http://web.ce.utk.edu/eli
1438
- University of Tennessee at Martin
1439
- University of Texas at Arlington
http://www.uta.edu
1469, 2304
- University of Texas at Austin
http://www.io.utexas.edu
1470, 2305
- University of Texas at Brownsville
1471, 2306
- University of Texas at San Antonio
2307
- University of Texas-Pan American
1472
- University of the Pacific
2037
- University of Utah
http://www.dce.utah.edu/Elipage.htm
1480
- University of Vermont
2314
- University of Virginia
http://www.virginia.edu/~intcent/intlctr.html
2320
- University of Washington
http://weber.u.washington.edu/~esl
1510, 2330
- University of West Florida
http://www.uwf.edu
2058
- University of West Florida English Language Center
http://www.uwf.edu
1174

University of Wisconsin, Eau Claire
1525, 2341
University of Wisconsin, Green Bay
2342
University of Wisconsin, La Crosse
1526, 2343
University of Wisconsin, Madison
1527, 2344
University of Wisconsin, Milwaukee
<http://www.csd.uwm.edu/Dept/ESL>
1528
University of Wisconsin, Stout
1529, 2345
University of Wyoming
<http://www.uwyo.edu>
2346
Ursinus College
2275
Utah State University
<http://www.usu.edu/>
1481, 2311

V

Vanderbilt University
<http://www.vanderbilt.edu>
1440, 2284
Virginia Commonwealth University
1492, 2321
Virginia Polytechnic Institute and State University
2322

W

Wall Street Institute Center for Executive Training
<http://www.rennert.com>
1362
Walla Walla College
<http://www.wwc.edu/>
2331
Warner Pacific College
<http://www.warnerpacific.edu>
1403, 2254
Washburn University of Topeka
1238, 2116
Washington Academy of Languages
<http://www.academy-of-languages.org>
1511
Washington State University
1512, 2332
Washington University
1308, 2169
Wayne State University
<http://www.eli.wayne.edu>
1291, 2155
West Virginia University
<http://www.as.wvu.edu/forlang/iepl/menu>
1520, 2338
Western Illinois University
<http://www.wiu.edu/users/miintl/west/>
1211
Western Iowa Tech Community College
<http://www.witcc.cc.ia.us>
1229, 2105

Western Kentucky University
2122
Western Michigan University
<http://www.wmich.edu/oia/celcis>
1292
<http://www.wmich.edu/oiss>
2156
Western Nevada Community College
2181
Western Washington University
<http://www.wvu.edu/WesternOnline/CISP/IEP/IEP.html>
1513
Western Wyoming Community College
<http://www.wwcc.cc.wy.us/>
1531, 2347
Westminster College
2170
Whatcom Community College
1514, 2333
Whitworth College
<http://www.whitworth.edu>
1515, 2334
Wichita State University
<http://www.twsu.edu/~iengluww>
1239, 2117
William Rainey Harper College
1212, 2090
Wilson College
<http://www.wilson.edu>
2276
Wisconsin English as a Second Language Institute
1530

X, Y, Z

Xavier University
1381, 2244
Yakima Valley Community College
2335
Yale University
<http://www.yale.edu/summer>
1130, 2045
Yazigi Language Study Center
1175
Yosemite English School
1114
Youngstown State University
1382, 2245
92nd Street Y
2194

Index II: Beginning Dates of Intensive English Programs

This index provides information by month and by duration in weeks for programs found in the **Intensive English Programs** section of this book. If the information was provided by the sponsor, the portion of the month in which the program begins is also listed.

September

38 Wks

EF International School of English, North Miami 1151
EF International School of English, Northridge 1045
EF International School of English, Oakland 1046
EF International School of English, Tarrytown 1337

16 Wks

Yosemite English School 1114

15 Wks

Dade County Public Schools Adult/Vocational Education 1150
Northern Essex Community College 1279
Roger Williams University 1423

11 Wks

Salt Lake Community College 1478

10 Wks

University of California, Santa Barbara 1111

8 Wks

Mercer University, Atlanta 1182

7 Wks

Wisconsin English as a Second Language Institute 1530

6 Wks

Golden Gate Language Schools 1066

4 Wks

Seattle Central Community College 1507

September 1-10

16 Wks

Midwestern State University 1453
Saint Norbert College 1524
Shenandoah University 1491
State University of New York at Albany 1356
Texas A&M University 1457
University of Wisconsin, Milwaukee 1528

15 Wks

Buena Vista University 1221
California Lutheran University 1025
Clarkson University 1333
Concordia College, Bronxville 1335
Concordia University 1043
Dakota State University 1428
Fulton-Montgomery Community College 1342
George Fox University 1395
Hawaii Pacific University 1186
IELS Language School 1449
Lynn University 1165
Marshall University 1518
Marymount College 1347
Middlesex County College 1321
Mount Vernon College 1143, 1144
New Hampshire College 1317

Ohio Dominican College 1376
 Saint John's University, Jamaica 1355
 State University of New York at Stony Brook 1358
 Sullivan County Community College 1360
 University of Central Florida 1170
 University of South Carolina 1427
 University of Southern California 1113
 University of Southern Maine 1253
 University of Wisconsin, Madison 1527

14 Wks

Brigham Young University 1474
 Florida International University 1158
 Juniata College 1413
 Manhattanville College 1346
 New York University 1350
 Pace University, New York 1351
 Pace University, Westchester 1352
 Temple University 1419
 University of Florida 1171
 University of Houston, Main Campus 1465
 University of Maine at Orono 1252
 University of Maryland 1257
 Whitworth College 1515

13 Wks

University of Houston, Downtown 1464

12 Wks

University of Texas at Brownsville 1471

11 Wks

Central Piedmont Community College 1363
 El Paso Community College 1444
 Rochester Institute of Technology 1354

10 Wks

Gadsden State Community College 1001
 Ohio University 1378
 University of Denver 1125

8 Wks

City University of New York, Hunter College 1330
 Intensive English Institute, Florence 1425
 Intensive English Institute, Lewiston 1190
 Intensive English Institute, Miami 1161
 Intensive English Institute, Portland 1396
 Lynn University 1165
 Transylvania University 1242
 University of Delaware 1131
 University of Wisconsin, Stout 1529

7 Wks

American Cultural Exchange, Montana 1309
 American Cultural Exchange, Tacoma 1497
 California State University, Northridge 1034
 El Paso Community College 1445
 Florida International University 1158
 Gonzaga University 1503
 Immaculata College 1411
 International English Institute, Nashville 1432
 Language Center International 1286
 Madison English as a Second Language School 1523
 Rice University 1455
 Rutgers University, Newark 1322

Teikyo Post University 1127
 University Language Institute 1389
 University of Maine at Orono 1252
 University of Maryland Baltimore County 1258

6 Wks

Michigan Language Center 1287
 Vanderbilt University 1440

4 Wks

California State University, Long Beach 1032
 International Center for Language Studies, Washington DC 1137
 National University 1083
 New England School of English 1278
 University of California, Berkeley at San Francisco 1104
 University of Dallas 1463
 Yazigi Language Study Center 1175

September 11-20

45 Wks

Whatcom Community College 1514

38 Wks

EF International School of English, San Diego 1047
 EF International School of English, Santa Barbara 1048

13 Wks

San Francisco State University 1096
 Sonoma State University 1099

12 Wks

Boston University 1265
 Columbia University 1334
 Georgia Southwestern College 1180
 Language Training Center 1218
 New School for Social Research 1349
 Snow College 1479

11 Wks

City University of New York, La Guardia Community College 1331
 Cuyahoga Community College, Western Campus 1373
 Georgia Institute of Technology 1178
 MacCormac College 1203

10 Wks

American Cultural Exchange, Seattle 1496
 California State Polytechnic University, Pomona 1026
 City University of New York, La Guardia Community College 1331
 Ohio State University 1377
 University of Georgia 1184
 University of Minnesota, Twin Cities 1295
 University of South Alabama 1004

6 Wks

Florida International University 1157

5 Wks

English Language Study Center, Rockford 1198
 Spring International Language Center, Denver 1122
 Spring International Language Center, Littleton 1123

4 Wks
 Spring Hill College 1002
 Spring International Language Center, Fayetteville 1013

September 21-end

36 Wks
 Overbrook School for the Blind 1416

13 Wks
 American English Academy 1017

12 Wks
 Arlington Public Schools Vocational, Career and Adult Education 1485
 International Language Institute of Massachusetts 1275
 Lane Community College 1397
 Western Washington University 1513

11 Wks
 California State University, Hayward 1031
 Drexel University 1405
 Eastern Washington University 1500
 English Language Center, Boston 1271
 English Language Center, Los Angeles 1061
 English Language Center, Santa Barbara 1063
 New College of California 1084
 Oregon State University 1399
 University of Louisville 1244
 University of Utah 1480

10 Wks
 American West Language Institute 1473
 Bellevue Community College 1498
 California State University, San Bernardino 1035
 Central Washington University 1499
 College of Eastern Utah 1475
 English Language and Multicultural Institute 1375
 Pierce College 1506
 Seattle Central Community College 1507
 South Seattle Community College 1508
 Tacoma Community College 1509
 University of California, Berkeley at San Francisco 1103
 University of California, Davis 1106
 University of California, Irvine 1108
 University of California, Riverside 1109
 University of Washington 1510
 Youngstown State University 1382

9 Wks
 Georgia Southern University 1179

8 Wks
 Midwest Institute for International Studies, Crete 1312

5 Wks
 American Cultural Exchange, Mount Vernon 1493
 American Cultural Exchange, North Seattle 1494
 American Cultural Exchange, Olympia 1495
 English Language Study Center, Albany 1341
 English Language Study Center, Cedar City 1476
 English Language Study Center, Monmouth 1394
 English Language Study Center, Salt Lake City 1477

English Language Study Center, Tifton 1177
 Maryville College 1435

4 Wks
 California State University, Long Beach 1032
 Intrax English Institute 1073
 National University 1083
 New England School of English 1278
 University of Bridgeport 1128
 University of California, Riverside 1109
 University of Dallas 1463
 Yazigi Language Study Center 1175

October

8 Wks
 Harrisburg Area Community College 1410
 Mercer University, Atlanta 1182
 Xavier University 1381

7 Wks
 Wisconsin English as a Second Language Institute 1530

October 1-10

12 Wks
 Linguex School of Languages 1142
 San Francisco Institute of English 1095

10 Wks
 American Graduate School of International Management 1005
 California State University, Los Angeles 1033
 City University of New York, Queensborough Community College 1332
 University of Hawaii at Manoa 1187, 1188
 University of Hawaii, Hawaii Community College 1189
 University of Oregon 1402
 Utah State University 1481

8 Wks
 Central Missouri State University 1301
 LCP International Institute, Irvine 1078
 LCP International Institute, Oceanside 1079
 LCP International Institute, Sacramento 1080
 LCP International Institute, Seattle 1505

7 Wks
 Colorado Christian University 1116
 Huron University 1429
 Texas Tech University 1461

5 Wks
 Economics Institute 1119

4 Wks
 California State University, Long Beach 1032
 International Center for Language Studies, Washington DC 1137
 University of California, Berkeley at San Francisco 1104
 University of Hawaii at Manoa 1187

October 11-20

10 Wks

Texas Wesleyan University 1462

9 Wks

Citrus College 1040
 City College of San Francisco 1041
 University of Florida 1171

8 Wks

Arizona State University 1006
 Arkansas State University 1011
 Avila College 1300
 California State University, Long Beach 1032
 Colorado International Education and Training Institute 1117
 Louisiana State University 1246
 Mississippi State University 1296
 Saginaw Valley State University 1289
 Southern Illinois University, Carbondale 1208
 University of Alabama 1003
 University of Evansville 1219
 University of Kentucky 1243
 University of Missouri, Rolla 1307
 University of Nebraska at Omaha 1314
 University of Nebraska, Lincoln 1315
 University of Nevada, Reno 1316
 University of North Texas 1468
 University of Northern Iowa 1228
 University of Tennessee at Knoxville 1438
 University of Tennessee at Martin 1439
 Wichita State University 1239

7 Wks

California State University, Northridge 1034
 Colorado State University 1118
 San Jose State University 1097

5 Wks

English Language Study Center, Rockford 1198

4 Wks

Spring Hill College 1002
 University of Bridgeport 1128

October 21-end

9 Wks

American Language Academy, Ashland 1391
 American Language Academy, Berkeley 1018
 American Language Academy, Chicago 1192
 American Language Academy, Cleveland (Berea) 1369
 American Language Academy, Indianapolis 1213
 American Language Academy, Lakeland 1145
 American Language Academy, Lawrenceville 1318
 American Language Academy, North Andover 1260
 American Language Academy, Philadelphia (Glenside) 1404
 American Language Academy, Portland 1392
 American Language Academy, Pueblo 1115
 American Language Academy, Tampa 1146
 American Language Academy, Thibodaux 1245
 Pacific English Language Institute 1086
 San Diego State University 1093

Spring International Language Center, Denver 1122
 Spring International Language Center, Fayetteville 1013
 Spring International Language Center, Littleton 1123

8 Wks

California State University, Chico 1027
 California State University, Dominguez Hills 1028
 City University of New York, Baruch College 1329
 City University of New York, Hunter College 1330
 College of Notre Dame of Maryland 1255
 Concordia University, Portland 1393
 Creighton University 1311
 English Center for International Women 1059
 Fresno Pacific College 1065
 Humboldt State University 1067
 Intensive English Institute, Florence 1425
 Intensive English Institute, Kingsville 1450
 Intensive English Institute, Lewiston 1190
 Intensive English Institute, Miami 1161
 Intensive English Institute, Portland 1396
 Intensive English Institute, Riverside 1068
 Interlink Language Center, Golden 1121
 Interlink Language Center, Greensboro 1364
 Interlink Language Center, Terre Haute 1217
 Marycrest International University 1225
 Mercer University, Macon 1183
 Midwest Institute for International Studies, Crete 1312
 Murray State University 1241
 New Hampshire College 1317
 Northwest Missouri State University 1302
 Pittsburg State University 1235
 Point Loma Nazarene College 1088
 Saint Norbert College 1524
 Saint Thomas University 1168
 Texas Lutheran University 1460
 University of Arizona 1010
 University of Arkansas at Little Rock 1014
 University of California, Berkeley 1101
 University of Colorado at Boulder 1124
 University of Delaware 1131
 University of Idaho 1191
 University of Nebraska at Omaha 1313
 University of New Orleans 1250
 University of Southern Mississippi 1298, 1299
 University of Texas-Pan American 1472
 University of Wisconsin, Milwaukee 1528
 University of Wisconsin, Stout 1529
 Washington State University 1512
 Western Iowa Tech Community College 1229

7 Wks

American Cultural Exchange, Montana 1309
 American Cultural Exchange, Tacoma 1497
 Ashland University 1370
 Eastern Kentucky University 1240
 El Paso Community College 1445
 Florida International University 1158
 Florida State University 1159
 Gonzaga University 1503
 Immaculata College 1411
 Indiana University 1216
 International English Institute, Nashville 1432
 Language Center International 1286
 Madison English as a Second Language School 1523

Ohio Dominican College 1376
 Old Dominion University 1489
 Pace University, New York 1351
 Pace University, Westchester 1352
 Rice University 1455
 Rutgers University, Newark 1322
 Saint Mary's College of California 1090
 Temple University 1419
 University of Houston, Downtown 1464
 University of Maine at Orono 1252
 University of Maryland Baltimore County 1258
 University of Oklahoma 1390
 University of West Florida English Language Center 1174

6 Wks

Drexel University 1405
 Michigan Language Center 1287
 Texas Christian University 1458
 Vanderbilt University 1440

5 Wks

American Cultural Exchange, Mount Vernon 1493

4 Wks

Intrax English Institute 1073
 National University 1083
 New England School of English 1278
 University of Dallas 1463
 Yazigi Language Study Center 1175

3 Wks

University Language Institute 1389

November

6 Wks

Golden Gate Language Schools 1066

November 1-10

7 Wks

Teikyo Post University 1127

6 Wks

Florida International University 1157

5 Wks

American Cultural Exchange, North Seattle 1494
 American Cultural Exchange, Olympia 1495
 Economics Institute 1119
 Maryville College 1435

4 Wks

California State University, Long Beach 1032
 International Center for Language Studies, Washington DC 1137
 University of California, Berkeley at San Francisco 1104

November 11-20

8 Wks

Midwest Institute for International Studies, Crete 1312
 Transylvania University 1242

6 Wks

Language Resource Institute 1077

5 Wks

English Language Study Center, Albany 1341
 English Language Study Center, Cedar City 1476
 English Language Study Center, Monmouth 1394
 English Language Study Center, Rockford 1198
 English Language Study Center, Salt Lake City 1477
 English Language Study Center, Tifton 1177
 Intrax English Institute 1073
 Spring International Language Center, Denver 1122
 Spring International Language Center, Littleton 1123

4 Wks

Spring Hill College 1002
 University of Bridgeport 1128

November 21-end

4 Wks

National University 1083
 New England School of English 1278
 University of Dallas 1463
 Yazigi Language Study Center 1175

December

6 Wks

Golden Gate Language Schools 1066
 University of Connecticut 1129

December 1-10

11 Wks

Central Piedmont Community College 1363
 Rochester Institute of Technology 1354

10 Wks

Briar Cliff College 1220

3 Wks

International Center for Language Studies, Washington DC 1137
 LCP International Institute, Irvine 1078
 LCP International Institute, Oceanside 1079
 LCP International Institute, Sacramento 1080
 LCP International Institute, Seattle 1505

December 11-20

8 Wks

Mercer University, Macon 1183

5 Wks

Hawaii Pacific University 1186

4 Wks
University of Bridgeport 1128

December 21-end

10 Wks
University of Washington 1510

January

16 Wks
Howard Payne University 1448
Yosemite English School 1114

15 Wks
Central Michigan University 1284
Dade County Public Schools Adult/Vocational Education 1150
Northern Essex Community College 1279
Roger Williams University 1423

11 Wks
Salt Lake Community College 1478

10 Wks
Gadsden State Community College 1001

8 Wks
Harrisburg Area Community College 1410
Mercer University, Atlanta 1182
University of Wisconsin, Stout 1529

7 Wks
Wisconsin English as a Second Language Institute 1530

6 Wks
Golden Gate Language Schools 1066

3 Wks
California State University, Dominguez Hills 1028

January 1-10

38 Wks
EF International School of English, Olympia 1501
EF International School of English, San Diego 1047

19 Wks
San Diego State University 1093

17 Wks
Coffeyville Community College 1230

16 Wks
Del Mar College 1443
DeLaSalle Language Institute 1293
Drake University 1222
Emporia State University 1231
Fairmont State College 1516
Fresno Pacific College 1065
Georgetown University 1136
Hesston College 1232

Iowa State University 1223
Metropolitan Community Colleges 1306
Midwestern State University 1453
New Mexico State University 1323
Pennsylvania State University 1417
Pittsburg State University 1235
Santa Fe Community College 1169
Texas A&M University 1457
University of Central Arkansas 1015
University of Illinois, Urbana 1210
University of Mississippi 1297
University of Missouri, Kansas City 1306
Wayne State University 1291
West Virginia University 1520

15 Wks
American University 1133
Carson-Newman College 1431
Catholic University of America 1134
Dakota State University 1428
Duquesne University 1407
Eastern Mennonite University 1486
Florida Institute of Technology 1156
Kansas State University 1233
Lincoln Memorial University 1434
Lynn University 1165
Marymount University 1488
Michigan State University 1288
Radford University 1490
Saginaw Valley State University 1289
Tennessee Wesleyan College 1436
University of Central Florida 1170
University of Pittsburgh, Main Campus 1421
University of Southern California 1113
University of Texas at Austin 1470
Western Michigan University 1292

14 Wks
Brigham Young University 1474
Florida International University 1158
King College 1433
University of Florida 1171
University of Miami 1173

13 Wks
American English Academy 1017

12 Wks
Arlington Public Schools Vocational, Career and Adult Education 1485
International Language Institute of Massachusetts 1275
Language Resource Institute 1077
Language Training Center 1218
Linguex School of Languages 1142
San Francisco Institute of English 1095

11 Wks
California State University, Hayward 1031
Cuyahoga Community College, Western Campus 1373
Drexel University 1405
Eastern Washington University 1500
Georgia Institute of Technology 1178
Lane Community College 1397
MacCormac College 1203

New College of California 1084
 Oregon State University 1399
 San Diego State University 1093
 Western Washington University 1513

10 Wks

American Cultural Exchange, Seattle 1496
 American West Language Institute 1473
 California State Polytechnic University, Pomona 1026
 California State University, Los Angeles 1033
 California State University, San Bernardino 1035
 Central Washington University 1499
 College of Eastern Utah 1475
 English Language and Multicultural Institute 1375
 Ohio State University 1377
 Ohio University 1378
 Pierce College 1506
 Snow College 1479
 South Seattle Community College 1508
 Tacoma Community College 1509
 University of California, Berkeley at San Francisco 1103
 University of California, Davis 1106
 University of California, Irvine 1108
 University of California, Riverside 1109
 University of Denver 1125
 University of Georgia 1184
 University of Hawaii at Manoa 1187, 1188
 University of Hawaii, Hawaii Community College 1189
 University of Louisville 1244
 University of Minnesota, Twin Cities 1295
 University of Oregon 1402
 University of South Alabama 1004
 University of South Carolina 1426, 1427
 University of Utah 1480
 Utah State University 1481

9 Wks

American Language Academy, Lake Forest 1193
 El Paso Community College 1444
 Georgia Southern University 1179
 Spring International Language Center, Denver 1122
 Spring International Language Center, Fayetteville 1013
 Spring International Language Center, Littleton 1123

8 Wks

Agape English Language Institute for Internationals 1424
 Arkansas State University 1011
 Central Missouri State University 1301
 City University of New York, La Guardia Community College 1331
 Intensive English Institute, Florence 1425
 Intensive English Institute, Kingsville 1450
 Intensive English Institute, Lewiston 1190
 Intensive English Institute, Miami 1161
 Intensive English Institute, Portland 1396
 Intensive English Institute, Riverside 1068
 Interlink Language Center, Greensboro 1364
 LCP International Institute, Irvine 1078
 LCP International Institute, Oceanside 1079
 LCP International Institute, Sacramento 1080
 LCP International Institute, Seattle 1505
 Louisiana State University 1246
 Lynn University 1165
 Mercer University, Macon 1183

Midwest Institute for International Studies, Crete 1312
 Mississippi State University 1296
 Point Loma Nazarene College 1088
 Saint Thomas University 1168
 University of Alabama 1003
 University of Arkansas at Little Rock 1014
 University of Colorado at Boulder 1124
 University of Delaware 1131
 University of Evansville 1219
 University of Kentucky 1243
 University of Missouri, Rolla 1307
 University of Nebraska at Omaha 1313
 University of Northern Iowa 1228
 University of Tennessee at Martin 1439
 Western Iowa Tech Community College 1229

7 Wks

American Cultural Exchange, Tacoma 1497
 El Paso Community College 1445
 Florida International University 1158
 Florida State University 1159
 Indiana University 1216
 International English Institute, Nashville 1432
 Language Center International 1286
 Madison English as a Second Language School 1523
 Rice University 1455
 Texas Tech University 1461
 University of West Florida English Language Center 1174

6 Wks

Michigan Language Center 1287

5 Wks

American Cultural Exchange, Mount Vernon 1493
 American Cultural Exchange, North Seattle 1494
 American Cultural Exchange, Olympia 1495
 Economics Institute 1119
 English Language Study Center, Albany 1341
 English Language Study Center, Cedar City 1476
 English Language Study Center, Monmouth 1394
 English Language Study Center, Rockford 1198
 English Language Study Center, Salt Lake City 1477
 English Language Study Center, Tifton 1177

4 Wks

California State University, Long Beach 1032
 Columbia University 1334
 International Center for Language Studies, Washington DC 1137
 Intrax English Institute 1073
 National University 1083
 New England School of English 1278
 Saint Mary's College of California 1090
 University of California, Berkeley at San Francisco 1104
 University of California, Davis 1105
 University of California, Irvine 1108
 University of California, Riverside 1109
 University of Hawaii at Manoa 1187

3 Wks

Buena Vista University 1221
 College of Notre Dame of Maryland 1255
 San Diego State University 1091, 1094
 University of San Francisco 1112

2 Wks

ELS Language Centers, Santa Monica 1057

January 11-20

18 Wks

Citrus College 1040
 City College of San Francisco 1041
 Merritt Community College 1082

17 Wks

California State University, San Marcos 1036
 Moraine Valley Community College 1205
 San Diego State University 1092
 Texas Wesleyan University 1462
 University of Wisconsin, Eau Claire 1525

16 Wks

Avila College 1300
 Bellevue University 1310
 Black Hawk College 1194
 College of Mount St Joseph 1371
 Colorado International Education and Training Institute 1117
 Glendale Community College 1008
 Gwynedd-Mercy College 1409
 Illinois State University 1199
 Lehigh Carbon Community College 1415
 McKendree College 1204
 Methodist College 1365
 North Park College and Theological Seminary 1206
 Oklahoma State University 1385
 Ottawa University 1234
 Saddleback College 1089
 Saint Norbert College 1524
 Shenandoah University 1491
 Southeast Missouri State University 1304
 University of Arizona 1010
 University of Findlay 1380
 University of Kansas 1237
 University of Missouri, Columbia 1305
 University of Nevada, Reno 1316
 University of Texas at Arlington 1469
 University of Wisconsin, Milwaukee 1528
 Western Illinois University 1211
 Western Wyoming Community College 1531
 Wichita State University 1239
 Xavier University 1381

15 Wks

Ball State University 1214
 Clarkson University 1333
 Concordia University 1043
 George Fox University 1395
 Indiana University of Pennsylvania 1412
 Lewis and Clark College 1398
 Loyola University 1247
 Loyola University of Chicago, Mallinckrodt Campus 1202
 Marshall University 1518
 Marymount College 1347
 Mount Vernon College 1143, 1144
 New Hampshire College 1317
 Northern Arizona University 1009
 Ohio Dominican College 1376

Our Lady of the Lake University of San Antonio 1454
 Pitzer College 1087
 Point Park College 1418
 Saint John's University, Jamaica 1355
 Saint Louis University 1303
 Saint Michael's College 1484
 Southwest Texas State University 1456
 Springfield College 1282
 State University of New York at Buffalo 1357
 Syracuse University 1361
 Texas Intensive English Program 1459
 University of Akron 1379
 University of Mary Hardin-Baylor 1466
 University of North Texas 1467
 University of Southern Maine 1253
 University of Wisconsin, La Crosse 1526
 University of Wisconsin, Madison 1527
 Virginia Commonwealth University 1492
 Warner Pacific College 1403

14 Wks

Clark University 1266
 Cornell University 1336
 Juniata College 1413
 Keystone College 1414
 Manhattanville College 1346
 Ouachita Baptist University 1012
 Temple University 1419
 University of Guam 1185
 University of Houston, Main Campus 1465
 University of Maine at Orono 1252
 Washburn University of Topeka 1238

13 Wks

University of Houston, Downtown 1464
 University of Illinois at Chicago 1209
 University of North Carolina at Charlotte 1367

12 Wks

Boston University 1265
 University of Texas at Brownsville 1471

10 Wks

Bellevue Community College 1498
 Seattle Central Community College 1507
 Youngstown State University 1382

9 Wks

Texas Wesleyan University 1462

8 Wks

Arizona State University 1006
 Avila College 1300
 City University of New York, Baruch College 1329
 Concordia University, Portland 1393
 Creighton University 1311
 English Center for International Women 1059
 Humboldt State University 1067
 Interlink Language Center, Golden 1121
 Interlink Language Center, Terre Haute 1217
 Marycrest International University 1225
 Murray State University 1241
 Southern Illinois University, Carbondale 1208
 Texas Christian University 1458

Texas Intensive English Program 1459
 Texas Lutheran University 1460
 University of California, Berkeley 1101
 University of Nebraska at Omaha 1314
 University of Nebraska, Lincoln 1315
 University of New Orleans 1250
 University of North Texas 1468
 University of Southern Mississippi 1298, 1299
 University of Tennessee at Knoxville 1438
 University of Texas-Pan American 1472
 Washington State University 1512

7 Wks

American Cultural Exchange, Montana 1309
 Ashland University 1370
 Colorado Christian University 1116
 Colorado State University 1118
 Eastern Kentucky University 1240
 Gonzaga University 1503
 Immaculata College 1411
 Old Dominion University 1489
 University of Maine at Orono 1252
 University of Oklahoma 1390

6 Wks

Florida International University 1157
 Vanderbilt University 1440

4 Wks

Spring Hill College 1002
 Texas Intensive English Program 1459
 University of Bridgeport 1128
 University of Dallas 1463

3 Wks

University Language Institute 1389

January 21-end

16 Wks

California State University, Chico 1027
 California State University, Fullerton 1030
 College of Marin 1042
 Marymount Palos Verdes College 1081
 Santa Barbara City College 1098
 State University of New York at Albany 1356
 University of Connecticut 1129
 University of Iowa 1227
 University of New Mexico 1324

15 Wks

California Lutheran University 1025
 California State University, Fresno 1029
 Concordia College, Bronxville 1335
 Fulton-Montgomery Community College 1342
 George Mason University 1487
 Hawaii Pacific University 1186
 IELTS Language School 1449
 Iowa Wesleyan College 1224
 Middlesex County College 1321
 Mohawk Valley Community College 1348
 San Jose State University 1097
 State University of New York at Stony Brook 1358

State University of New York, College at New Paltz 1359
 Sullivan County Community College 1360
 University of Memphis 1437
 University of San Francisco 1112

14 Wks

New York University 1350
 Pace University, New York 1351
 Pace University, Westchester 1352
 University of Maryland 1257
 William Rainey Harper College 1212

13 Wks

Roosevelt University 1207

12 Wks

New School for Social Research 1349

9 Wks

Pacific English Language Institute 1086

8 Wks

California State University, Chico 1027
 California State University, Dominguez Hills 1028
 City University of New York, Hunter College 1330
 Northwest Missouri State University 1302
 Transylvania University 1242
 University of Idaho 1191

7 Wks

American Cultural Exchange, Tacoma 1497
 Huron University 1429
 Rutgers University, Newark 1322
 Teikyo Post University 1127
 University of Maryland Baltimore County 1258

5 Wks

Maryville College 1435

4 Wks

International Center for Language Studies, Washington DC 1137

2 Wks

ELS Language Centers, Santa Monica 1057

February

6 Wks

Golden Gate Language Schools 1066

February 1-10

16 Wks

Saint Mary's College of California 1090

15 Wks

Buena Vista University 1221

14 Wks

Whitworth College 1515

13 Wks

Sonoma State University 1099

12 Wks

Columbia University 1334

10 Wks

City University of New York, Queensborough Community College 1332

8 Wks

College of Notre Dame of Maryland 1255
Midwest Institute for International Studies, Crete 1312

7 Wks

California State University, Northridge 1034

5 Wks

American Cultural Exchange, Mount Vernon 1493
American Cultural Exchange, North Seattle 1494
American Cultural Exchange, Olympia 1495
Economics Institute 1119
English Language Study Center, Cedar City 1476
English Language Study Center, Monmouth 1394
English Language Study Center, Rockford 1198
Spring International Language Center, Denver 1122
Spring International Language Center, Littleton 1123

4 Wks

California State University, Long Beach 1032
Intrax English Institute 1073
National University 1083
New England School of English 1278
University of Bridgeport 1128
University of California, Berkeley at San Francisco 1104
University of California, Davis 1105
University of California, Irvine 1108

February 11-20

13 Wks

San Francisco State University 1096

12 Wks

Texas Wesleyan University 1462

6 Wks

Drexel University 1405

5 Wks

English Language Study Center, Albany 1341
English Language Study Center, Salt Lake City 1477
English Language Study Center, Tifton 1177

4 Wks

Spring Hill College 1002
University of Dallas 1463

2 Wks

ELS Language Centers, Santa Monica 1057

February 21-end

8 Wks

LCP International Institute, Irvine 1078
LCP International Institute, Oceanside 1079
LCP International Institute, Sacramento 1080
LCP International Institute, Seattle 1505

7 Wks

Florida International University 1158
Florida State University 1159
University of Houston, Downtown 1464

6 Wks

Michigan Language Center 1287

4 Wks

International Center for Language Studies, Washington DC 1137

March

11 Wks

Salt Lake Community College 1478

10 Wks

University of California, Santa Barbara 1111

8 Wks

Harrisburg Area Community College 1410
Mercer University, Atlanta 1182

7 Wks

Wisconsin English as a Second Language Institute 1530

4 Wks

Seattle Central Community College 1507

March 1-10

11 Wks

Central Piedmont Community College 1363
Rochester Institute of Technology 1354

10 Wks

American Graduate School of International Management 1005
Briar Cliff College 1220

9 Wks

Mercer University, Macon 1183

8 Wks

Arkansas State University 1011
Central Missouri State University 1301
Colorado International Education and Training Institute 1117
Fresno Pacific College 1065
Intensive English Institute, Florence 1425
Intensive English Institute, Lewiston 1190
Intensive English Institute, Miami 1161
Intensive English Institute, Portland 1396

Louisiana State University 1246
 Lynn University 1165
 Midwest Institute for International Studies, Crete 1312
 New Hampshire College 1317
 Pittsburg State University 1235
 Saginaw Valley State University 1289
 Saint Thomas University 1168
 Texas Lutheran University 1460
 University of Alabama 1003
 University of Arkansas at Little Rock 1014
 University of Colorado at Boulder 1124
 University of Delaware 1131
 University of Missouri, Rolla 1307
 University of Nebraska at Omaha 1313 1314
 University of Nebraska, Lincoln 1315
 University of New Orleans 1250
 University of Northern Iowa 1228
 University of Wisconsin, Milwaukee 1528

7 Wks

Colorado Christian University 1116
 Eastern Kentucky University 1240
 El Paso Community College 1445
 Huron University 1429
 Immaculata College 1411
 Indiana University 1216
 International English Institute, Nashville 1432
 Language Center International 1286
 Madison English as a Second Language School 1523
 Ohio Dominican College 1376
 Rice University 1455
 Teikyo Post University 1127
 Temple University 1419
 Texas Tech University 1461
 University of West Florida English Language Center 1174

6 Wks

Florida International University 1157
 Vanderbilt University 1440

5 Wks

Maryville College 1435

4 Wks

California State University, Long Beach 1032
 Intrax English Institute 1073
 National University 1083
 New England School of English 1278
 University of Bridgeport 1128
 University of California, Berkeley at San Francisco 1104

3 Wks

University Language Institute 1389

March 11-20

11 Wks

MacCormac College 1203

10 Wks

Agape English Language Institute for Internationals 1424
 American Language Academy, Ashland 1391
 American Language Academy, Berkeley 1018

American Language Academy, Chicago 1192
 American Language Academy, Cleveland (Berea) 1369
 American Language Academy, Indianapolis 1213
 American Language Academy, Lakeland 1145
 American Language Academy, Lawrenceville 1318
 American Language Academy, North Andover 1260
 American Language Academy, Philadelphia (Glenside) 1404
 American Language Academy, Portland 1392
 American Language Academy, Pueblo 1115
 American Language Academy, Tampa 1146
 American Language Academy, Thibodaux 1245
 Gadsden State Community College 1001
 Snow College 1479

9 Wks

City College of San Francisco 1041
 Spring International Language Center, Denver 1122
 Spring International Language Center, Littleton 1123

8 Wks

Arizona State University 1006
 Avila College 1300
 Creighton University 1311
 English Center for International Women 1059
 Intensive English Institute, Kingsville 1450
 Intensive English Institute, Riverside 1068
 Interlink Language Center, Golden 1121
 Interlink Language Center, Greensboro 1364
 Interlink Language Center, Terre Haute 1217
 Marycrest International University 1225
 Murray State University 1241
 Northwest Missouri State University 1302
 Point Loma Nazarene College 1088
 Saint Norbert College 1524
 Southern Illinois University, Carbondale 1208
 University of California, Berkeley 1101
 University of Evansville 1219
 University of Kentucky 1243
 University of Nevada, Reno 1316
 University of North Texas 1468
 University of Tennessee at Knoxville 1438
 University of Tennessee at Martin 1439
 University of Texas-Pan American 1472
 University of Wisconsin, Stout 1529
 Western Iowa Tech Community College 1229

7 Wks

Ashland University 1370
 Colorado State University 1118
 Gonzaga University 1503
 Old Dominion University 1489
 San Jose State University 1097
 Texas Intensive English Program 1459
 University of Maine at Orono 1252
 University of Oklahoma 1390

6 Wks

University of Florida 1171

5 Wks

Economics Institute 1119

4 Wks

Spring Hill College 1002

March 21-end

13 Wks

American English Academy 1017

12 Wks

Arlington Public Schools Vocational, Career and Adult Education 1485

San Francisco Institute of English 1095

11 Wks

California State University, Hayward 1031

Eastern Washington University 1500

English Language Center, Boston 1271

English Language Center, Los Angeles 1061

Georgia Institute of Technology 1178

Georgia Southwestern College 1180

Lane Community College 1397

New College of California 1084

Oregon State University 1399

Western Washington University 1513

10 Wks

American Cultural Exchange, Seattle 1496

American West Language Institute 1473

California State Polytechnic University, Pomona 1026

College of Eastern Utah 1475

English Language and Multicultural Institute 1375

Ohio State University 1377

Ohio University 1378

Tacoma Community College 1509

University of California, Berkeley at San Francisco 1103

University of California, Davis 1106

University of California, Riverside 1109

University of Denver 1125

University of Georgia 1184

University of Hawaii, Hawaii Community College 1189

University of Louisville 1244

University of Minnesota, Twin Cities 1295

University of South Alabama 1004

University of South Carolina 1426, 1427

University of Utah 1480

University of Washington 1510

Utah State University 1481

9 Wks

Citrus College 1040

City University of New York, Baruch College 1329

Georgia Southern University 1179

Pacific English Language Institute 1086

Spring International Language Center, Fayetteville 1013

8 Wks

California State University, Dominguez Hills 1028

City University of New York, Hunter College 1330

Concordia University, Portland 1393

Humboldt State University 1067

Midwest Institute for International Studies, Crete 1312

Mississippi State University 1296

San Diego State University 1093

University of Arizona 1010

University of Idaho 1191

University of Southern Mississippi 1298, 1299

Washington State University 1512

Wichita State University 1239

7 Wks

American Cultural Exchange, Montana 1309

American Cultural Exchange, Tacoma 1497

Pace University, New York 1351

Pace University, Westchester 1352

Rutgers University, Newark 1322

University of Maryland Baltimore County 1258

6 Wks

Texas Christian University 1458

5 Wks

American Cultural Exchange, North Seattle 1494

English Language Study Center, Albany 1341

English Language Study Center, Cedar City 1476

English Language Study Center, Monmouth 1394

English Language Study Center, Rockford 1198

English Language Study Center, Salt Lake City 1477

English Language Study Center, Tifton 1177

4 Wks

California State University, Long Beach 1032

International Center for Language Studies, Washington DC 1137

New England School of English 1278

University of California, Riverside 1109

University of Dallas 1463

April

8 Wks

Mercer University, Atlanta 1182

6 Wks

Golden Gate Language Schools 1066

4 Wks

Seattle Central Community College 1507

April 1-10

17 Wks

Texas Wesleyan University 1462

15 Wks

Showa Boston Institute for Language and Culture 1281

12 Wks

Georgia Southwestern College 1180

International Language Institute of Massachusetts 1275

Language Training Center 1218

Linguex School of Languages 1142

11 Wks

City University of New York, La Guardia Community College 1331

Cuyahoga Community College, Western Campus 1373

Drexel University 1405

10 Wks

Bellevue Community College 1498
 California State University, Los Angeles 1033
 California State University, San Bernardino 1035
 Central Washington University 1499
 City University of New York, La Guardia Community College
 1331
 Pierce College 1506
 Seattle Central Community College 1507
 South Seattle Community College 1508
 University of California, Irvine 1108
 University of Hawaii at Manoa 1187
 University of Oregon 1402
 Youngstown State University 1382

9 Wks

El Paso Community College 1444

8 Wks

American Language Academy, Lake Forest 1193
 California State University, Chico 1027
 College of Notre Dame of Maryland 1255
 Language Resource Institute 1077
 Marymount College 1347
 Transylvania University 1242

7 Wks

California State University, Northridge 1034
 Saint Mary's College of California 1090

5 Wks

American Cultural Exchange, Mount Vernon 1493
 American Cultural Exchange, Olympia 1495

4 Wks

California State University, Long Beach 1032
 Intrax English Institute 1073
 National University 1083
 University of Bridgeport 1128
 University of Hawaii at Manoa 1187

April 11-20

10 Wks

University of Hawaii at Manoa 1188

6 Wks

Michigan Language Center 1287

5 Wks

Economics Institute 1119
 Maryville College 1435
 Spring International Language Center, Denver 1122
 Spring International Language Center, Littleton 1123

4 Wks

Florida International University 1158
 Spring Hill College 1002

2 Wks

ELS Language Centers, Boston 1267

April 21-end

16 Wks

Shenandoah University 1491

12 Wks

Marycrest International University 1225

8 Wks

English Language Study Center, Monmouth 1394
 LCP International Institute, Irvine 1078
 LCP International Institute, Oceanside 1079
 LCP International Institute, Sacramento 1080
 LCP International Institute, Seattle 1505
 Midwest Institute for International Studies, Crete 1312
 University of Nebraska at Omaha 1313

7 Wks

El Paso Community College 1445
 Madison English as a Second Language School 1523
 Western Michigan University 1292

5 Wks

American Cultural Exchange, North Seattle 1494
 English Language Study Center, Albany 1341
 English Language Study Center, Cedar City 1476
 English Language Study Center, Rockford 1198
 English Language Study Center, Salt Lake City 1477
 English Language Study Center, Tifton 1177

4 Wks

International Center for Language Studies, Washington DC
 1137
 Intrax English Institute 1073
 University of California, Berkeley at San Francisco 1104
 University of Dallas 1463

2 Wks

ELS Language Centers, Boston 1267

May

16 Wks

Yosemite English School 1114

15 Wks

Dade County Public Schools Adult/Vocational Education
 1150

12 Wks

Central Michigan University 1284
 Harrisburg Area Community College 1410

10 Wks

Santa Fe Community College 1169

6 Wks

Golden Gate Language Schools 1066

4 Wks

Seattle Central Community College 1507

May 1-10

24 Wks

Salem-Teikyo University 1519

15 Wks

Lincoln Memorial University 1434
 University of Central Florida 1170
 University of Pittsburgh, Main Campus 1421

14 Wks

Brigham Young University 1474

13 Wks

American University 1133
 University of Miami 1173
 Wayne State University 1291

12 Wks

New Hampshire College 1317
 William Rainey Harper College 1212

8 Wks

Intensive English Institute, Florence 1425
 Intensive English Institute, Kingsville 1450
 Intensive English Institute, Lewiston 1190
 Intensive English Institute, Miami 1161
 Intensive English Institute, Portland 1396
 Intensive English Institute, Riverside 1068
 Lynn University 1165
 Mercer University, Macon 1183
 Saint Thomas University 1168
 University of Arkansas at Little Rock 1014
 University of Delaware 1131

7 Wks

Ashland University 1370
 Colorado State University 1118
 Florida State University 1159
 Huron University 1429
 Indiana University 1216
 International English Institute, Nashville 1432
 Language Center International 1286
 Rice University 1455
 Saginaw Valley State University 1289
 University of Southern California 1113
 University of West Florida English Language Center 1174

6 Wks

Drexel University 1405
 Teikyo Post University 1127
 University of Miami 1173

5 Wks

American Cultural Exchange, Mount Vernon 1493

4 Wks

King College 1433
 Manhattanville College 1346
 National University 1083
 New England School of English 1278
 University of Bridgeport 1128

3 Wks

University Language Institute 1389

May 11-20

16 Wks

Fairmont State College 1516
 West Virginia University 1520

15 Wks

Mount Vernon College 1144

14 Wks

Michigan State University 1288
 Mount Vernon College 1143
 Temple University 1419
 University of Guam 1185
 University of Houston, Main Campus 1465

13 Wks

Dakota State University 1428
 Saint Michael's College 1484
 University of Houston, Downtown 1464

12 Wks

Duquesne University 1407
 Lewis and Clark College 1398
 Point Park College 1418
 State University of New York at Buffalo 1357
 Tennessee Wesleyan College 1436
 University of Florida 1171

11 Wks

Loyola University of Chicago, Mallinckrodt Campus 1202
 University of North Carolina at Charlotte 1367

10 Wks

Ball State University 1214
 Bellevue University 1310
 Carson-Newman College 1431
 University of Illinois at Chicago 1209

8 Wks

Bellevue University 1310
 Creighton University 1311
 Interlink Language Center, Golden 1121
 University of Evansville 1219
 University of Texas-Pan American 1472
 Virginia Commonwealth University 1492

7 Wks

American Cultural Exchange, Montana 1309
 Old Dominion University 1489
 Pace University, New York 1351
 Pace University, Westchester 1352
 University of Maine at Orono 1252

6 Wks

Florida International University 1157
 Gonzaga University 1503
 Gwynedd-Mercy College 1409
 Hawaii Pacific University 1186
 Marymount University 1488

Radford University 1490
 Southern Illinois University, Carbondale 1208
 Texas Christian University 1458
 University of Connecticut 1129

5 Wks

American Cultural Exchange, Olympia 1495
 Virginia Commonwealth University 1492

4 Wks

Interlink Language Center, Greensboro 1364
 Interlink Language Center, Terre Haute 1217
 International Center for Language Studies, Washington DC 1137
 Language Institute for English, New York 1345
 Spring Hill College 1002

3 Wks

Central Missouri State University 1301
 Saint Michael's College 1483
 Virginia Commonwealth University 1492

2 Wks

ELS Language Centers, Boston 1267

May 21-end

12 Wks

Boston University 1265
 Columbia University 1334
 Del Mar College 1443
 Florida Institute of Technology 1156
 IELS Language School 1449
 University of Oklahoma 1390
 University of San Francisco 1112

11 Wks

Rochester Institute of Technology 1354

10 Wks

Colorado International Education and Training Institute 1117
 George Mason University 1487
 Iowa Wesleyan College 1224
 Ohio Dominican College 1376
 Southwest Texas State University 1456
 Texas A&M University 1457
 University of Mississippi 1297
 Warner Pacific College 1403

9 Wks

Spring International Language Center, Denver 1122
 Spring International Language Center, Fayetteville 1013
 Spring International Language Center, Littleton 1123

8 Wks

Arkansas State University 1011
 California State University, Fresno 1029
 California State University, Long Beach 1032
 Columbia University 1334
 Middlesex County College 1321
 Midwest Institute for International Studies, Crete 1312
 Ottawa University 1234
 State University of New York at Albany 1356
 University of Iowa 1227

University of Missouri, Rolla 1307
 University of Tennessee at Martin 1439
 Western Iowa Tech Community College 1229

7 Wks

American Cultural Exchange, Tacoma 1497

6 Wks

Anne Arundel Community College 1254
 Centenary College 1320
 Clark University 1266
 Pitzer College 1087
 University of Oklahoma 1390

5 Wks

Clarkson University 1333
 Economics Institute 1119
 Maryville College 1435
 Texas Tech University 1461
 Vanderbilt University 1440

4 Wks

Columbia University 1334
 English Center for International Women 1059
 Humboldt State University 1067
 Rochester Institute of Technology 1354
 Spring Hill College 1002
 University of Bridgeport 1128
 University of California, Berkeley at San Francisco 1104

3 Wks

American University 1133

June

10 Wks

Salt Lake Community College 1478
 University of California, Santa Barbara 1111

8 Wks

University of Southern Mississippi 1298, 1299

7 Wks

Wisconsin English as a Second Language Institute 1530

6 Wks

California State University, Dominguez Hills 1028
 Golden Gate Language Schools 1066

5 Wks

College of Eastern Utah 1475
 Howard Payne University 1448
 University of California, Davis 1106

4 Wks

Seattle Central Community College 1507
 Tufts University 1283

June 1-10

12 Wks

Language Resource Institute 1077
 San Francisco State University 1096
 University of Texas at Brownsville 1471

11 Wks

Midwestern State University 1453
San Diego State University 1092, 1093

10 Wks

American Graduate School of International Management 1005
American Language Academy, Ashland 1391
American Language Academy, Berkeley 1018
American Language Academy, Chicago 1192
American Language Academy, Cleveland (Berea) 1369
American Language Academy, Indianapolis 1213
American Language Academy, Lakeland 1145
American Language Academy, Lawrenceville 1318
American Language Academy, North Andover 1260
American Language Academy, Philadelphia (Glenside) 1404
American Language Academy, Portland 1392
American Language Academy, Pueblo 1115
American Language Academy, Tampa 1146
American Language Academy, Thibodaux 1245
American West Language Institute 1473
Bellevue University 1310
City University of New York, Queensborough Community College 1332
Drake University 1222
English Language and Multicultural Institute 1375
Fulton-Montgomery Community College 1342
Indiana University of Pennsylvania 1412
New School for Social Research 1349
North Park College and Theological Seminary 1206
Ohio State University 1377
Ohio University 1378
Our Lady of the Lake University of San Antonio 1454
Texas Intensive English Program 1459
Texas Wesleyan University 1462
University of Central Arkansas 1015
University of Louisville 1244
University of North Texas 1467
University of South Carolina 1426, 1427
University of Texas at Arlington 1469
University of Washington 1510

9 Wks

Beloit College 1521
Catholic University of America 1134
Citrus College 1040
Pacific English Language Institute 1086
Spring International Language Center, Fayetteville 1013
University of Texas at Austin 1470

8 Wks

Agape English Language Institute for Internationals 1424
American Language Academy, Boston (Waltham) 1259
Arizona State University 1006
Avila College 1300
Bellevue University 1310
California State University, Dominguez Hills 1028
City University of New York, Hunter College 1330
Coffeyville Community College 1230
Concordia University, Portland 1393
English Language Study Center, Monmouth 1394
Georgetown University 1136
Interlink Language Center, Greensboro 1364
Iowa State University 1223

Kansas State University 1233
Keystone College 1414
Louisiana State University 1246
Manhattanville College 1346
Marymount Palos Verdes College 1081
Metropolitan Community Colleges 1306
Mississippi State University 1296
New Hampshire College 1317
New York University 1350
Northwest Missouri State University 1302
Oklahoma State University 1385
Pennsylvania State University 1417
Pittsburg State University 1235
Point Loma Nazarene College 1088
Roosevelt University 1207
Saddleback College 1089
Saint Louis University 1303
Saint Norbert College 1524
Southeast Missouri State University 1304
Sullivan County Community College 1360
Texas Lutheran University 1460
Transylvania University 1242
University of Akron 1379
University of Alabama 1003
University of Findlay 1380
University of Illinois, Urbana 1210
University of Kansas 1237
University of Memphis 1437
University of Missouri, Columbia 1305
University of Missouri, Kansas City 1306
University of Nebraska, Lincoln 1315
University of New Mexico 1324
University of North Texas 1468
University of Northern Iowa 1228
University of Tennessee at Knoxville 1438
University of Wisconsin, La Crosse 1526
University of Wisconsin, Milwaukee 1528
University of Wisconsin, Stout 1529
Washburn University of Topeka 1238
Washington State University 1512
Western Illinois University 1211
Wichita State University 1239

7 Wks

City University of New York, Baruch College 1329
Concordia University 1043
Rutgers University, Newark 1322

6 Wks

California State University, Northridge 1034
Catholic University of America 1134
College of Mount St Joseph 1371
Emporia State University 1231
Marshall University 1518
Michigan Language Center 1287

5 Wks

American Cultural Exchange, North Seattle 1494
English Language Study Center, Albany 1341
English Language Study Center, Cedar City 1476
English Language Study Center, Rockford 1198
English Language Study Center, Salt Lake City 1477
English Language Study Center, Tifton 1177
New School for Social Research 1349

San Diego State University 1093
 Sonoma State University 1099
 University of California, Berkeley 1101
 University of Dallas 1463
 University of Nevada, Reno 1316

4 Wks

American Language Academy, Boston (Waltham) 1259
 Avila College 1300
 Intrax English Institute 1073
 Manhattanville College 1346
 National University 1083

3 Wks

California State University, San Marcos 1036
 Saint Michael's College 1483

June 11-20

12 Wks

Language Training Center 1218
 Snow College 1479

10 Wks

American Cultural Exchange, Seattle 1496
 California State University, San Bernardino 1035
 Gadsden State Community College 1001
 Juniata College 1413
 MacCormac College 1203
 University of California, Riverside 1109
 University of Denver 1125
 University of Hawaii, Hawaii Community College 1189
 University of South Alabama 1004

9 Wks

Boston University 1265
 Central Piedmont Community College 1363

8 Wks

California State University, Fullerton 1030
 College of Notre Dame of Maryland 1255
 El Paso Community College 1444
 Georgia Southern University 1179
 Illinois State University 1199
 LCP International Institute, Irvine 1078
 LCP International Institute, Oceanside 1079
 LCP International Institute, Sacramento 1080
 LCP International Institute, Seattle 1505
 Moraine Valley Community College 1205
 Murray State University 1241
 University of Arizona 1010
 University of Colorado at Boulder 1124
 University of Georgia 1184
 University of Maryland 1257
 University of Minnesota, Twin Cities 1295
 University of Wisconsin, Madison 1527
 Wayne State University 1291
 Yale University 1130

7 Wks

American Cultural Exchange, Tacoma 1497
 Eastern Kentucky University 1240
 El Paso Community College 1445
 Loyola University 1247

6 Wks

Black Hawk College 1194
 Concordia College, Bronxville 1335
 Johns Hopkins University, School of Advanced International Studies 1139
 Merritt Community College 1082
 Radford University 1490
 Santa Barbara City College 1098

4 Wks

International Center for Language Studies, Washington DC 1137
 Language Institute for English, New York 1345
 Pierce College 1506

3 Wks

American University 1133
 ELS Language Centers, Los Angeles 1050

June 21-end

12 Wks

San Francisco Institute of English 1095
 South Seattle Community College 1508

11 Wks

California State University, Hayward 1031
 Drexel University 1405
 Georgia Institute of Technology 1178
 New College of California 1084
 South Seattle Community College 1508

10 Wks

California State Polytechnic University, Pomona 1026
 California State University, Los Angeles 1033
 South Seattle Community College 1508
 University of California, Berkeley at San Francisco 1103
 University of California, Irvine 1108
 University of Oregon 1402
 Youngstown State University 1382

9 Wks

Central Washington University 1499
 Georgia Southwestern College 1180
 South Seattle Community College 1508
 Western Washington University 1513

8 Wks

Bellevue Community College 1498
 California State University, San Marcos 1036
 Columbia University 1334
 Cuyahoga Community College, Western Campus 1373
 Eastern Washington University 1500
 Harvard University Summer School 1272, 1273, 1274
 Intensive English Institute, Florence 1425
 Intensive English Institute, Lewiston 1190
 Intensive English Institute, Miami 1161
 Interlink Language Center, Terre Haute 1217
 Lane Community College 1397
 McKendree College 1204
 Midwest Institute for International Studies, Crete 1312
 Oregon State University 1399
 Saint Thomas University 1168

Seattle Central Community College 1507
 South Seattle Community College 1508
 Tacoma Community College 1509
 University of Nebraska at Omaha 1313
 University of Oregon 1401
 University of Utah 1480
 Utah State University 1481

7 Wks

Florida State University 1159
 Indiana University 1216
 International English Institute, Nashville 1432
 Language Center International 1286
 Madison English as a Second Language School 1523
 Old Dominion University 1489
 Rochester Institute of Technology 1354
 Saginaw Valley State University 1289
 Temple University 1419
 University of Houston, Main Campus 1465
 University of Michigan-Ann Arbor 1290
 University of Pittsburgh, Main Campus 1421

6 Wks

American Language Academy, Boston (Waltham) 1259
 American Language Academy, Lake Forest 1193
 California State University, Chico 1027
 Cornell University 1336
 Hawaii Pacific University 1186
 Marymount University 1488
 Saint John's University, Jamaica 1355
 Saint Mary's College of California 1090
 San Jose State University 1097
 Syracuse University 1361
 Teikyo Post University 1127
 Texas Christian University 1458
 Texas Intensive English Program 1459
 Texas Wesleyan University 1462
 University of Florida 1171
 University of Miami 1173

5 Wks

American Cultural Exchange, Mount Vernon 1493
 American Cultural Exchange, Olympia 1495
 Spring International Language Center, Denver 1122
 Spring International Language Center, Littleton 1123
 State University of New York, College at New Paltz 1359

4 Wks

Columbia University 1334
 English Center for International Women 1059
 Humboldt State University 1067
 Marymount College 1347
 Spring Hill College 1002
 Texas Intensive English Program 1459
 University of Bridgeport 1128
 University of California, Irvine 1108
 University of Maryland Baltimore County 1258
 University of Utah 1480

3 Wks

Saint Mary's College of California 1090

July

8 Wks

Mercer University, Atlanta 1182

7 Wks

Roger Williams University 1423
 Wisconsin English as a Second Language Institute 1530

6 Wks

California State University, Dominguez Hills 1028
 Hesston College 1232
 Tufts University 1283

5 Wks

College of Eastern Utah 1475
 Howard Payne University 1448

4 Wks

California State University, Fresno 1029
 Seattle Central Community College 1507
 Tufts University 1283
 University of California, Santa Barbara 1111

2 Wks

University of Utah 1480

July 1-10

55 Wks

Whatcom Community College 1514

13 Wks

American English Academy 1017

12 Wks

Arlington Public Schools Vocational, Career and Adult Education 1485
 Linguex School of Languages 1142

10 Wks

University of Hawaii at Manoa 1187, 1188

8 Wks

English Language Center 1285
 Intensive English Institute, Kingsville 1450
 Intensive English Institute, Portland 1396
 Intensive English Institute, Riverside 1068
 International Language Institute of Massachusetts 1275
 Mercer University, Macon 1183
 Mississippi State University 1296
 University of Arkansas at Little Rock 1014
 University of Delaware 1131, 1132
 University of Minnesota, Twin Cities 1295
 Western Wyoming Community College 1531

7 Wks

American Cultural Exchange, Montana 1309
 Anglo Continental Boston 1261
 Ashland University 1370
 Pace University, New York 1351
 Pace University, Westchester 1352

Rice University 1455
 University Language Institute 1389
 University of Houston, Downtown 1464
 University of Southern California 1113
 University of West Florida English Language Center 1174
 Western Michigan University 1292

6 Wks

Anglo Continental Boston 1261
 Anne Arundel Community College 1254
 Boston University 1265
 Brown University 1422
 California Lutheran University 1025
 Centenary College 1320
 City University of New York, La Guardia Community College
 1331
 Clark University 1266
 Florida International University 1157
 Gonzaga University 1503
 Gwynedd-Mercy College 1409
 Johns Hopkins University 1256
 New Mexico State University 1323
 San Diego State University 1093
 Southern Illinois University, Carbondale 1208
 Stanford University 1100
 State University of New York at Buffalo 1357
 University of California, Berkeley 1102
 University of Connecticut 1129
 University of Maine at Orono 1252
 Washington University 1308

5 Wks

Clarkson University 1333
 Economics Institute 1119
 North Carolina State University 1366
 North Park College and Theological Seminary 1206
 Northern Arizona University 1009
 Ohio Dominican College 1376
 Texas Tech University 1461
 University of California, Berkeley 1101
 University of Central Arkansas 1015
 Vanderbilt University 1440
 Yale University 1130

4 Wks

American Language Academy, Boston (Waltham) 1259
 Avila College 1300
 Colorado State University 1118
 Huron University 1429
 International Language Institute of Massachusetts 1275
 Intrax English Institute 1073
 National University 1083
 University of California, Berkeley at San Francisco 1104
 University of Hawaii at Manoa 1187
 University of Texas at Austin 1470

3 Wks

American University 1133
 ELS Language Centers, Los Angeles 1049, 1050
 ELS Language Centers, San Diego 1054
 Tulane University 1248
 University of Miami 1173

2 Wks

ELS Language Centers, St Petersburg 1155
 English Language Center, Boston 1271
 English Language Center, Los Angeles 1061
 English Language Center, Santa Barbara 1063

July 11-20

8 Wks

English Language Study Center, Monmouth 1394

6 Wks

California State University, Northridge 1034
 Michigan Language Center 1287
 Pitzer College 1087
 University of Maine at Orono 1252

5 Wks

American Cultural Exchange, North Seattle 1494
 Anglo Continental Boston 1261
 Creighton University 1311
 English Language Study Center, Albany 1341
 English Language Study Center, Cedar City 1476
 English Language Study Center, Rockford 1198
 English Language Study Center, Salt Lake City 1477
 English Language Study Center, Tifton 1177
 New School for Social Research 1349
 North Dakota State University 1368
 Northwestern College 1226
 Sonoma State University 1099
 University of Dallas 1463
 University of Evansville 1219
 University of Nevada, Reno 1316

4 Wks

Brown University 1422
 Interlink Language Center, Golden 1121
 International Center for Language Studies, Washington DC
 1137
 Language Institute for English, New York 1345
 Marymount College 1347
 Mohawk Valley Community College 1348
 Pierce College 1506
 State University of New York at Stony Brook 1358
 University of Arizona 1010
 University of California, Davis 1107
 University of Texas at Brownsville 1471
 University of Texas-Pan American 1472

3 Wks

University of Maine at Orono 1252

2 Wks

ELS Language Centers, St Petersburg 1155
 English Language Center, Boston 1271
 English Language Center, Los Angeles 1061
 English Language Center, Santa Barbara 1063

July 21-end

8 Wks

Midwest Institute for International Studies, Crete 1312

7 Wks

American Cultural Exchange, Tacoma 1497

6 Wks

Drexel University 1405
Marshall University 1518

5 Wks

American Cultural Exchange, Mount Vernon 1493
American Cultural Exchange, Olympia 1495
American Cultural Exchange, Seattle 1496
English Language Study Center, Albany 1341
Fulton-Montgomery Community College 1342
Maryville College 1435
University of Minnesota, Twin Cities 1295

4 Wks

Anglo Continental Boston 1261
Columbia University 1334
Eastern Mennonite University 1486
English Center for International Women 1059
Intrax English Institute 1073
Spring Hill College 1002
University of Bridgeport 1128
University of California, Davis 1105
University of California, Irvine 1108
University of California, Riverside 1109
University of Hawaii at Manoa 1188
University of Maine at Orono 1252
University of Maryland Baltimore County 1258
University of Southern Maine 1253

3 Wks

American University 1133
Anglo Continental Boston 1261
ELS Language Centers, Los Angeles 1049
ELS Language Centers, San Diego 1054
San Diego State University 1091, 1094
Spring International Language Center, Denver 1122
Spring International Language Center, Littleton 1123
Texas Intensive English Program 1459

2 Wks

ELS Language Centers, Boston 1267
ELS Language Centers, Santa Monica 1057
ELS Language Centers, St Petersburg 1155
Language Institute for English, New York 1345
University of Maine at Orono 1252

August

16 Wks

Howard Payne University 1448

15 Wks

Central Michigan University 1284

8 Wks

Harrisburg Area Community College 1410

6 Wks

Golden Gate Language Schools 1066

5 Wks

University of California, Davis 1106

4 Wks

Seattle Central Community College 1507
University of California, Santa Barbara 1110

2 Wks

University of Utah 1480

August 1-10

5 Wks

Drexel University 1406

4 Wks

California State University, Long Beach 1032
English Language and Multicultural Institute 1375
Hawaii Pacific University 1186
International English Institute, Nashville 1432
International Language Institute of Massachusetts 1275
National University 1083
University of California, Berkeley at San Francisco 1104
University of Utah 1480
Yazigi Language Study Center 1175

3 Wks

Michigan Language Center 1287
University of Maine at Orono 1252

2 Wks

Anglo Continental Boston 1261
ELS Language Centers, Boston 1267
ELS Language Centers, Santa Monica 1057
ELS Language Centers, St Petersburg 1155
English Language Center, Boston 1271
English Language Center, Los Angeles 1061
English Language Center, Santa Barbara 1063

August 11-20

18 Wks

Citrus College 1040
City College of San Francisco 1041

17 Wks

Coffeyville Community College 1230
Moraine Valley Community College 1205

16 Wks

Bellevue University 1310
Colorado International Education and Training Institute 1117
Illinois State University 1199
Iowa State University 1223
Methodist College 1365
Oklahoma State University 1385
Ottawa University 1234
Pennsylvania State University 1417
Pittsburg State University 1235
Santa Barbara City College 1098
Southeast Missouri State University 1304
University of Central Arkansas 1015

University of Mississippi 1297
 University of Missouri, Columbia 1305
 West Virginia University 1520

15 Wks

Carson-Newman College 1431
 Kansas State University 1233
 Lincoln Memorial University 1434
 Our Lady of the Lake University of San Antonio 1454
 San Jose State University 1097
 University of Texas at Austin 1470
 Washburn University of Topeka 1238

14 Wks

Keystone College 1414
 King College 1433
 Ouachita Baptist University 1012

9 Wks

American Language Academy, Ashland 1391
 American Language Academy, Berkeley 1018
 American Language Academy, Chicago 1192
 American Language Academy, Cleveland (Berea) 1369
 American Language Academy, Indianapolis 1213
 American Language Academy, Lakeland 1145
 American Language Academy, Lawrenceville 1318
 American Language Academy, North Andover 1260
 American Language Academy, Philadelphia (Glenside) 1404
 American Language Academy, Portland 1392
 American Language Academy, Pueblo 1115
 American Language Academy, Tampa 1146
 American Language Academy, Thibodaux 1245
 Pacific English Language Institute 1086
 Spring International Language Center, Denver 1122
 Spring International Language Center, Fayetteville 1013
 Spring International Language Center, Littleton 1123

8 Wks

Arizona State University 1006
 Arkansas State University 1011
 California State University, Dominguez Hills 1028
 Central Missouri State University 1301
 Creighton University 1311
 Interlink Language Center, Terre Haute 1217
 LCP International Institute, Irvine 1078
 LCP International Institute, Oceanside 1079
 LCP International Institute, Sacramento 1080
 LCP International Institute, Seattle 1505
 Louisiana State University 1246
 Mississippi State University 1296
 Southern Illinois University, Carbondale 1208
 University of California, Berkeley 1101
 University of Northern Iowa 1228
 University of Tennessee at Martin 1439
 Washington State University 1512

7 Wks

Colorado State University 1118

5 Wks

American Cultural Exchange, North Seattle 1494
 English Language Study Center, Rockford 1198
 North Dakota State University 1368

4 Wks

Florida International University 1158
 International Center for Language Studies, Washington DC
 1137
 Spring Hill College 1002

2 Wks

ELS Language Centers, Boston 1267
 ELS Language Centers, Santa Monica 1057
 ELS Language Centers, St Petersburg 1155
 English Language Center, Boston 1271
 English Language Center, Los Angeles 1061
 English Language Center, Santa Barbara 1063
 University of Maine at Orono 1252

August 21-end**38 Wks**

North Dakota State University 1368

18 Wks

Merritt Community College 1082

17 Wks

San Diego State University 1092, 1093
 Texas Wesleyan University 1462

16 Wks

American Language Academy, Lake Forest 1193
 Avila College 1300
 Black Hawk College 1194
 California State University, Chico 1027
 California State University, Fullerton 1030
 California State University, San Marcos 1036
 College of Marin 1042
 College of Mount St Joseph 1371
 Del Mar College 1443
 DeLaSalle Language Institute 1293
 Drake University 1222
 Emporia State University 1231
 Fairmont State College 1516
 Fresno Pacific College 1065
 Georgetown University 1136
 Glendale Community College 1008
 Gwynedd-Mercy College 1409
 Hesston College 1232
 Lehigh Carbon Community College 1415
 Marymount Palos Verdes College 1081
 McKendree College 1204
 Metropolitan Community Colleges 1306
 New Mexico State University 1323
 North Park College and Theological Seminary 1206
 Saddleback College 1089
 Saint Mary's College of California 1090
 Santa Fe Community College 1169
 University of Arizona 1010
 University of Connecticut 1129
 University of Findlay 1380
 University of Illinois, Urbana 1210
 University of Iowa 1227
 University of Kansas 1237
 University of Memphis 1437
 University of Missouri, Kansas City 1306

University of Nevada, Reno 1316
 University of New Mexico 1324
 University of Texas at Arlington 1469
 University of Wisconsin, Eau Claire 1525
 Wayne State University 1291
 Western Illinois University 1211
 Western Wyoming Community College 1531
 Wichita State University 1239
 Xavier University 1381

15 Wks

Agape English Language Institute for Internationals 1424
 American University 1133
 Ball State University 1214
 California State University, Fresno 1029
 Catholic University of America 1134
 Duquesne University 1407
 Eastern Mennonite University 1486
 Florida Institute of Technology 1156
 George Mason University 1487
 Indiana University of Pennsylvania 1412
 Iowa Wesleyan College 1224
 Lewis and Clark College 1398
 Loyola University 1247
 Loyola University of Chicago, Mallinckrodt Campus 1202
 Marymount University 1488
 Michigan State University 1288
 Mohawk Valley Community College 1348
 Northern Arizona University 1009
 Pitzer College 1087
 Point Park College 1418
 Radford University 1490
 Saginaw Valley State University 1289
 Saint Louis University 1303
 Saint Michael's College 1484
 Southwest Texas State University 1456
 Springfield College 1282
 State University of New York at Buffalo 1357
 State University of New York, College at New Paltz 1359
 Syracuse University 1361
 Tennessee Wesleyan College 1436
 Texas Intensive English Program 1459
 University of Akron 1379
 University of Mary Hardin-Baylor 1466
 University of North Texas 1467
 University of Pittsburgh, Main Campus 1421
 University of San Francisco 1112
 University of Wisconsin, La Crosse 1526
 Virginia Commonwealth University 1492
 Warner Pacific College 1403
 Western Michigan University 1292

14 Wks

Clark University 1266
 Cornell University 1336
 University of Guam 1185
 University of Miami 1173
 William Rainey Harper College 1212

13 Wks

Roosevelt University 1207
 University of Illinois at Chicago 1209
 University of North Carolina at Charlotte 1367

12 Wks

Language Resource Institute 1077

10 Wks

Briar Cliff College 1220

8 Wks

Avila College 1300
 California State University, Chico 1027
 California State University, Long Beach 1032
 College of Notre Dame of Maryland 1255
 Concordia University, Portland 1393
 English Center for International Women 1059
 Intensive English Institute, Kingsville 1450
 Intensive English Institute, Riverside 1068
 Interlink Language Center, Golden 1121
 Interlink Language Center, Greensboro 1364
 Marycrest International University 1225
 Mercer University, Macon 1183
 Midwest Institute for International Studies, Crete 1312
 Murray State University 1241
 Northwest Missouri State University 1302
 Point Loma Nazarene College 1088
 Saint Thomas University 1168
 San Diego State University 1093
 Texas Christian University 1458
 Texas Lutheran University 1460
 University of Alabama 1003
 University of Arkansas at Little Rock 1014
 University of Colorado at Boulder 1124
 University of Evansville 1219
 University of Idaho 1191
 University of Kentucky 1243
 University of Missouri, Rolla 1307
 University of Nebraska at Omaha 1313, 1314
 University of Nebraska, Lincoln 1315
 University of New Orleans 1250
 University of North Texas 1468
 University of Southern Mississippi 1298, 1299
 University of Tennessee at Knoxville 1438
 University of Texas-Pan American 1472
 Western Iowa Tech Community College 1229

7 Wks

Ashland University 1370
 City University of New York, Baruch College 1329
 Colorado Christian University 1116
 Eastern Kentucky University 1240
 Florida State University 1159
 Huron University 1429
 Indiana University 1216
 Old Dominion University 1489
 Texas Tech University 1461
 University of Oklahoma 1390
 University of West Florida English Language Center 1174

5 Wks

Economics Institute 1119
 English Language Study Center, Albany 1341
 English Language Study Center, Cedar City 1476
 English Language Study Center, Monmouth 1394
 English Language Study Center, Salt Lake City 1477
 English Language Study Center, Tifton 1177
 Maryville College 1435

4 Wks

Intrax English Institute 1073
 University of Bridgeport 1128

Each Month

4 Wks

Century School of Languages 1039
 Conversa Language Center 1372
 English Language Center 1384
 Global Language Institute, River Falls 1522
 Global Language Institute, West Palm Beach 1160
 Husson College 1251
 Olin Center 1280

2 Wks

English Language Center, Boston 1270
 English Language Center, Los Angeles 1060
 English Language Center, Santa Barbara 1062

Continuous Enrollment

30 Wks

Diversified Language Institute 1044

15 Wks

Saint Michael's College 1483

13 Wks

American Academy of English 1016

12 Wks

International College of English 1070

8 Wks

Saint Michael's College 1483

7 Wks

Pacific University 1400

6 Wks

Lado International College 1141

5 Wks

Washington Academy of Languages 1511

4 Wks

Berkeley English Academy 1023
 Berlitz/Campus Life 1263
 Boston School of Modern Languages 1264
 California English Academy 1024
 Center of English Language, Dallas 1441
 Center of English Language, Houston 1442
 ELS Language Centers, Atlanta 1176
 ELS Language Centers, Boston 1268
 ELS Language Centers, Chicago 1197
 ELS Language Centers, Cleveland 1374
 ELS Language Centers, Denver 1120
 ELS Language Centers, Houston 1446
 ELS Language Centers, Indianapolis 1215
 ELS Language Centers, Melbourne 1153
 ELS Language Centers, New Haven 1126

ELS Language Centers, New York City (Riverdale) 1338
 ELS Language Centers, New York City (Staten Island) 1339
 ELS Language Centers, Oakland 1051
 ELS Language Centers, Oklahoma City 1383
 ELS Language Centers, Orange 1052
 ELS Language Centers, Philadelphia 1408
 ELS Language Centers, Redlands 1053
 ELS Language Centers, San Diego 1055
 ELS Language Centers, San Francisco 1056
 ELS Language Centers, Santa Monica 1058
 ELS Language Centers, Seattle 1502
 ELS Language Centers, St Paul 1294
 ELS Language Centers, St Petersburg 1154
 ELS Language Centers, Washington DC 1135
 English Connection 1340
 English Language Center, Boston 1271
 English Language Center, Los Angeles 1061
 English Language Center, Santa Barbara 1063
 English Language Specialists 1447
 FLS Language Centres 1064
 International Center for American English 1069
 International Center for Language Studies, Houston 1451
 International College of English 1070
 International English Institute 1071
 International Language Institute, Elkins 1517
 International Language Institute, Washington DC 1138
 International Students of English, Boston 1276
 International Students of English, California 1072
 International Students of English, Florida 1162
 International Students of English, Vermont 1482
 Lado International College 1141
 Language Institute for English, Garden City 1344
 Language Institute for English, San Rafael 1076
 Lynn University 1165
 New World Language Institute, Bradenton 1166
 New World Language Institute, Orlando 1167
 New World Language Institute, Palm Desert 1085
 The Language Company, Edmond English Institute 1386
 The Language Company, Hays Language Institute 1236
 The Language Company, Norman English Institute 1387
 The Language Company, Tulsa English Institute 1388
 Tulane University 1249

3 Wks

English Language Center, Boston 1271
 English Language Center, Los Angeles 1061
 English Language Center, Santa Barbara 1063

2 Wks

Anglo Continental Los Angeles 1019
 Anglo Continental New York, West Long Branch 1319
 Aspect International Language School, Boston 1262
 Aspect International Language School, Brookville 1325
 Aspect International Language School, Orlando 1147
 Aspect International Language School, San Diego 1020
 Aspect International Language School, San Francisco 1021
 Aspect International Language School, Whittier 1022
 Center for English Studies, Fort Lauderdale 1149
 Center for English Studies, New York 1328
 Center for English Studies, San Francisco 1038
 EF International School of English, North Miami 1151
 EF International School of English, Northridge 1045
 EF International School of English, Oakland 1046
 EF International School of English, Olympia 1501

EF International School of English, San Diego 1047
EF International School of English, Santa Barbara 1048
EF International School of English, Tarrytown 1337
ELS Language Centers, Melbourne 1152
Language Exchange 1164
Rennert Bilingual 1353

1 Wk

University of Miami 1172
Wall Street Institute Center for Executive Training 1362

Index III: English for Specific Purposes

This section indexes English for Specific Purposes programs that focus on particular academic and professional fields, and Intensive English Programs that offer courses to develop English proficiency in relation to specific areas.

The names of the sponsoring institutions are arranged alphabetically under the appropriate fields of study. Programs may be found in the **Intensive English Programs** section of this book. References are to sequential book entry numbers, not to the page on which the entry appears.

A

Accent Reduction

California State University, Fullerton 1030
International Center for Language Studies, Houston 1451

Adaptive Technology for the Blind

Overbrook School for the Blind 1416

American Studies

Saint Thomas University 1168
University of Maine at Orono 1252
Yale University 1130

Art

DeLaSalle Language Institute 1293

Arts and Humanities

University of California, Riverside 1109

Astronomy

University of Arizona 1010

Aviation

Anglo Continental New York, West Long Branch 1319
California State University, Dominguez Hills 1028
Central Missouri State University 1301
English Language and Multicultural Institute 1375
ELS Language Centers, Melbourne 1152
Huron University 1429
Language Exchange 1164
Midwestern State University 1453
South Seattle Community College 1508
The Language Company, Edmond English Institute 1386
The Language Company, Tulsa English Institute 1388
University of Oklahoma 1390
University of Tennessee at Martin 1439
University of Texas at Brownsville 1471

B

Business

Agape English Language Institute for Internationals 1424
American Cultural Exchange, North Seattle 1494
American Graduate School of International Management 1005
American University 1133
Anglo Continental New York, West Long Branch 1319
Aspect International Language School, Boston 1262
Aspect International Language School, Brookville 1325
Aspect International Language School, Orlando 1147
Aspect International Language School, San Diego 1020
Aspect International Language School, San Francisco 1021
Aspect International Language School, Whittier 1022
Bellevue Community College 1498
Bellevue University 1310
Berkeley English Academy 1023
Berlitz/Campus Life 1263
Boston School of Modern Languages 1264
Boston University 1265
Brown University 1422
California State University, Chico 1027
California State University, Fullerton 1030
California State University, Hayward 1031
California State University, Los Angeles 1033
California State University, San Marcos 1036
Centenary College 1320

- Center for English Studies at the College of Insurance,
New York 1326
- Center for English Studies, Fort Lauderdale 1148, 1149
- Center for English Studies, New York 1327, 1328
- Center for English Studies, San Francisco 1037, 1038
- Center of English Language, Houston 1442
- Central Missouri State University 1301
- Central Washington University 1499
- City University of New York, Hunter College 1330
- Clark University 1266
- Clarkson University 1333
- Colorado Christian University 1116
- Colorado International Education and Training Institute 1117
- Colorado State University 1118
- Columbia University 1334
- Conversa Language Center 1372
- DeLaSalle Language Institute 1293
- Drake University 1222
- Drexel University 1405
- Duquesne University 1407
- Eastern Washington University 1500
- Economics Institute 1119
- EF International School of English, San Diego 1047
- EF International School of English, Santa Barbara 1048
- ELS Language Centers, Atlanta 1176
- ELS Language Centers, Boston 1267, 1268
- ELS Language Centers, Chicago 1197
- ELS Language Centers, Cleveland 1374
- ELS Language Centers, Denver 1120
- ELS Language Centers, Houston 1446
- ELS Language Centers, Indianapolis 1215
- ELS Language Centers, Los Angeles 1050
- ELS Language Centers, Melbourne 1153
- ELS Language Centers, New Haven 1126
- ELS Language Centers, New York City (Riverdale) 1338
- ELS Language Centers, New York City (Staten Island) 1339
- ELS Language Centers, Oakland 1051
- ELS Language Centers, Oklahoma City 1383
- ELS Language Centers, Orange 1052
- ELS Language Centers, Philadelphia 1408
- ELS Language Centers, Redlands 1053
- ELS Language Centers, San Diego 1055
- ELS Language Centers, San Francisco 1056
- ELS Language Centers, Santa Monica 1057, 1058
- ELS Language Centers, Seattle 1502
- ELS Language Centers, St Paul 1294
- ELS Language Centers, St Petersburg 1154
- ELS Language Centers, Washington DC 1135
- English Language and Multicultural Institute 1375
- English Language Center, Boston 1270, 1271
- English Language Center, Los Angeles 1060, 1061
- English Language Center, Santa Barbara 1062, 1063
- English Language Study Center, Monmouth 1394
- English Language Study Center, Rockford 1198
- English Language Study Center, Salt Lake City 1477
- Florida International University 1157, 1158
- Gadsden State Community College 1001
- George Mason University 1487
- Georgetown University 1136
- Georgia Southwestern College 1180
- Gwynedd-Mercy College 1409
- Harvard University Summer School 1272, 1273, 1274
- Hawaii Pacific University 1186
- Huron University 1429
- Husson College 1251
- IELS Language School 1449
- Indiana University of Pennsylvania 1412
- Intensive English Institute, Miami 1161
- Intensive English Institute, Portland 1396
- International Center for American English 1069
- International Center for Language Studies, Houston 1451
- International College of English 1070
- International Language Institute of Massachusetts 1275
- International Students of English, California 1072
- Intrax English Institute 1073
- Kaplan Educational Center, Atlanta 1181
- Kaplan Educational Center, Boston 1277
- Kaplan Educational Center, Chicago 1200
- Kaplan Educational Center, Houston 1452
- Kaplan Educational Center, Los Angeles 1074
- Kaplan Educational Center, Miami 1163
- Kaplan Educational Center, New York City 1343
- Kaplan Educational Center, Seattle 1504
- Kaplan Educational Center, Washington DC 1140
- Kaplan Educational Centers, San Francisco/Berkeley 1075
- Language Exchange 1164
- Language Institute for English, New York 1345
- Language Institute for English, San Rafael 1076
- Language Training Center 1218
- LCP International Institute, Irvine 1078
- LCP International Institute, Oceanside 1079
- LCP International Institute, Sacramento 1080
- LCP International Institute, Seattle 1505
- Lewis and Clark College 1398
- Linguex School of Languages 1142
- Louisiana State University 1246
- Marshall University 1518
- Marymount Palos Verdes College 1081
- Maryville College 1435
- Mercer University, Atlanta 1182
- Metropolitan Community Colleges 1306
- Michigan Language Center 1287
- Mount Vernon College 1143, 1144
- Murray State University 1241
- New England School of English 1278
- New Hampshire College 1317
- New School for Social Research 1349
- New York University 1350
- Northwestern College 1226
- Ohio Dominican College 1376
- Olin Center 1280
- Overbrook School for the Blind 1416
- Point Park College 1418
- Radford University 1490
- Rennert Bilingual 1353
- Rochester Institute of Technology 1354
- Rutgers University, Newark 1322
- Saddleback College 1089
- Saint Louis University 1303
- Saint Michael's College 1483
- Saint Thomas University 1168
- Salem-Teikyo University 1519
- San Diego State University 1091, 1092, 1093, 1094
- San Francisco Institute of English 1095
- Santa Fe Community College 1169
- Seattle Central Community College 1507
- Sonoma State University 1099
- South Seattle Community College 1508
- Southeast Missouri State University 1304
- Spring International Language Center, Littleton 1123

Temple University 1419
 Texas Tech University 1461
 The Language Company, Edmond English Institute 1386
 The Language Company, Hays Language Institute 1236
 The Language Company, Norman English Institute 1387
 The Language Company, Tulsa English Institute 1388
 University of Arizona 1010
 University of California, Berkeley 1101, 1102
 University of California, Berkeley at San Francisco 1103, 1104
 University of California, Irvine 1108
 University of California, Riverside 1109
 University of California, Santa Barbara 1110, 1111
 University of Central Florida 1170
 University of Colorado at Boulder 1124
 University of Delaware 1131, 1132
 University of Florida 1171
 University of Hawaii at Manoa 1187, 1188
 University of Houston, Downtown 1464
 University of Maine at Orono 1252
 University of Maryland Baltimore County 1258
 University of Miami 1172
 University of Michigan-Ann Arbor 1290
 University of Minnesota, Twin Cities 1295
 University of Missouri, Kansas City 1306
 University of Nebraska at Omaha 1314
 University of Oklahoma 1390
 University of Oregon 1401, 1402
 University of Pennsylvania 1420
 University of San Francisco 1112
 University of South Alabama 1004
 University of South Carolina 1426, 1427
 University of Southern Mississippi 1298, 1299
 University of Tennessee at Knoxville 1438
 University of Texas at Brownsville 1471
 University of Texas-Pan American 1472
 University of Utah 1480
 University of Washington 1510
 University of West Florida English Language Center 1174
 University of Wisconsin, La Crosse 1526
 Wall Street Institute Center for Executive Training 1362
 Wayne State University 1291
 West Virginia University 1520
 Whatcom Community College 1514
 Wisconsin English as a Second Language Institute 1530
 Xavier University 1381
 Yale University 1130
 Yazigi Language Study Center 1175

Business Communications

Agape English Language Institute for Internationals 1424

Business Writing

Agape English Language Institute for Internationals 1424

C

Career Preparation

English Center for International Women 1059

Communication Skills

Rice University 1455

Communications

Anglo Continental New York, West Long Branch 1319

Bellevue University 1310

Berkeley English Academy 1023

Berlitz/Campus Life 1263
 California State University, Hayward 1031
 California State University, Los Angeles 1033
 California State University, San Marcos 1036
 Conversa Language Center 1372
 Del Mar College 1443
 EF International School of English, San Diego 1047
 ELS Language Centers, Boston 1267
 ELS Language Centers, Los Angeles 1050
 ELS Language Centers, Santa Monica 1057
 English Language and Multicultural Institute 1375
 Gwynedd-Mercy College 1409
 Huron University 1429
 International College of English 1070
 Language Exchange 1164
 Language Institute for English, Garden City 1344
 Language Institute for English, New York 1345
 Lewis and Clark College 1398
 Marshall University 1518
 Murray State University 1241
 Northwestern College 1226
 Seattle Central Community College 1507
 The Language Company, Edmond English Institute 1386
 University of California, Berkeley 1102
 University of California, Davis 1105
 University of California, Santa Barbara 1110, 1111
 University of Colorado at Boulder 1124
 University of Hawaii at Manoa 1187
 University of Tennessee at Knoxville 1438
 University of Wisconsin, La Crosse 1526
 Washington Academy of Languages 1511
 Wayne State University 1291
 West Virginia University 1520

Computers

Duquesne University 1407
 Intensive English Institute, Lewiston 1190
 Marshall University 1518
 University of San Francisco 1112

Contract Programs

South Seattle Community College 1508

Cultural Studies

University of California, Davis 1105

Customized and Certificate Programs

LCP International Institute, Irvine 1078
 LCP International Institute, Oceanside 1079
 LCP International Institute, Sacramento 1080
 LCP International Institute, Seattle 1505

D

Dental English

University of Southern California 1113

Design

Harvard University Summer School 1273, 1274

E

Ecotourism

University of Maine at Orono 1252

Education

Anglo Continental New York, West Long Branch 1319

Huron University 1429
 Indiana University of Pennsylvania 1412
 Language Exchange 1164
 Language Training Center 1218
 Murray State University 1241
 New York University 1350
 Northwestern College 1226
 Shenandoah University 1491
 University of Missouri, Kansas City and Metropolitan
 Community Colleges 1306
 University of Washington 1510

Engineering

Anglo Continental New York, West Long Branch 1319
 California State University, Chico 1027
 Clarkson University 1333
 Drexel University 1405
 Huron University 1429
 Interlink Language Center, Golden 1121
 Murray State University 1241
 Point Park College 1418
 The Language Company, Tulsa English Institute 1388
 Vanderbilt University 1440

Executive English

English Language Center, Boston 1270
 English Language Center, Los Angeles 1060
 English Language Center, Santa Barbara 1062

F

Film Studies

EF International School of English, San Diego 1047
 University of Colorado at Boulder 1124

Finance

EF International School of English, San Diego 1047
 University of Colorado at Boulder 1124

Forestry

University of Washington 1510

G

GED

International Center for Language Studies, Houston 1451

Graduate Study

Arizona State University 1006
 City University of New York, Baruch College 1329
 Conversa Language Center 1372
 Drexel University 1405
 Duquesne University 1407
 Eastern Illinois University 1196
 Eastern Mennonite University 1486
 Economics Institute 1119
 EF International School of English, San Diego 1047
 Florida State University 1159
 George Mason University 1487
 Georgia Southwestern College 1180
 Harvard University Summer School 1273, 1274
 Hawaii Pacific University 1186
 Huron University 1429
 Indiana University of Pennsylvania 1412
 Interlink Language Center, Golden 1121
 Kansas State University 1233

Kaplan Educational Center, Atlanta 1181
 Kaplan Educational Center, Boston 1277
 Kaplan Educational Center, Chicago 1200
 Kaplan Educational Center, Houston 1452
 Kaplan Educational Center, Los Angeles 1074
 Kaplan Educational Center, Miami 1163
 Kaplan Educational Center, New York City 1343
 Kaplan Educational Center, Seattle 1504
 Kaplan Educational Center, Washington DC 1140
 Kaplan Educational Centers, San Francisco/Berkeley 1075
 LCP International Institute, Irvine 1078
 LCP International Institute, Oceanside 1079
 LCP International Institute, Sacramento 1080
 LCP International Institute, Seattle 1505
 Maryville College 1435
 Mount Vernon College 1143
 Murray State University 1241
 New Mexico State University 1323
 New York University 1350
 Old Dominion University 1489
 Olin Center 1280
 Pace University, New York 1351
 Pace University, Westchester 1352
 Pennsylvania State University 1417
 Point Loma Nazarene College 1088
 Rutgers University, Newark 1322
 Shenandoah University 1491
 Stanford University 1100
 The Language Company, Tulsa English Institute 1388
 Tufts University 1283
 University of California, Irvine 1108
 University of Delaware 1131
 University of Florida 1171
 University of Kansas 1237
 University of Maryland Baltimore County 1258
 University of Michigan-Ann Arbor 1290
 University of North Texas 1467, 1468
 University of South Carolina 1426, 1427
 University of Texas at Austin 1470
 University of Wisconsin, La Crosse 1526
 Vanderbilt University 1440
 Virginia Commonwealth University 1492
 Wayne State University 1291
 Yale University 1130

H

Hotel Administration

Agape English Language Institute for Internationals 1424
 Anglo Continental New York, West Long Branch 1319
 Central Missouri State University 1301
 ELS Language Centers, San Francisco 1056
 Huron University 1429
 Intensive English Institute, Miami 1161
 Murray State University 1241
 Oklahoma State University 1385
 Seattle Central Community College 1507
 University of Texas at Brownsville 1471

I

Insurance

University of Nebraska at Omaha 1314

Intensive TOEFL Track Program

College of Notre Dame of Maryland 1255

International Relations

Anglo Continental New York, West Long Branch 1319
 Berkeley English Academy 1023
 EF International School of English, San Diego 1047
 Huron University 1429
 Johns Hopkins University, School of Advanced International Studies 1139
 Linguex School of Languages 1142
 Murray State University 1241
 Wayne State University 1291

Internships

Language Exchange 1164

L

Law

Anglo Continental New York, West Long Branch 1319
 Columbia University 1334
 Harvard University Summer School 1274
 Huron University 1429
 Kaplan Educational Center, Atlanta 1181
 Kaplan Educational Center, Boston 1277
 Kaplan Educational Center, Chicago 1200
 Kaplan Educational Center, Houston 1452
 Kaplan Educational Center, Los Angeles 1074
 Kaplan Educational Center, Miami 1163
 Kaplan Educational Center, New York City 1343
 Kaplan Educational Center, Seattle 1504
 Kaplan Educational Center, Washington DC 1140
 Kaplan Educational Centers, San Francisco/Berkeley 1075
 Murray State University 1241
 The Language Company, Edmond English Institute 1386
 The Language Company, Norman English Institute 1387
 The Language Company, Tulsa English Institute 1388
 Tulane University 1248
 University of California, Davis 1107
 University of Delaware 1132
 University of Michigan-Ann Arbor 1290
 University of Washington 1510
 Yale University 1130

Law Enforcement-Assets Protection and Fire Safety Technology (night lab)

Eastern Kentucky University 1240

Library/Research

Sonoma State University 1099
 Warner Pacific College 1403

M

Marketing

Anglo Continental New York, West Long Branch 1319
 Conversa Language Center 1372
 Economics Institute 1119
 EF International School of English, San Diego 1047
 Huron University 1429
 Murray State University 1241
 New Hampshire College 1317
 Olin Center 1280
 Salem-Teikyo University 1519

Shenandoah University 1491
 The Language Company, Hays Language Institute 1236
 University of California, Santa Barbara 1111
 University of Houston, Downtown 1464
 University of Missouri, Kansas City and Metropolitan Community Colleges 1306
 University of Nebraska at Omaha 1314
 University of Pennsylvania 1420

Media and Culture

Rennert Bilingual 1353

Medicine

Anglo Continental New York, West Long Branch 1319
 Conversa Language Center 1372
 George Mason University 1487
 Huron University 1429
 Kaplan Educational Center, Atlanta 1181
 Kaplan Educational Center, Boston 1277
 Kaplan Educational Center, Chicago 1200
 Kaplan Educational Center, Houston 1452
 Kaplan Educational Center, Los Angeles 1074
 Kaplan Educational Center, Miami 1163
 Kaplan Educational Center, New York City 1343
 Kaplan Educational Center, Seattle 1504
 Kaplan Educational Center, Washington DC 1140
 Kaplan Educational Centers, San Francisco/Berkeley 1075
 Murray State University 1241
 Pacific University 1400
 University of California, Berkeley at San Francisco 1103
 University of West Florida English Language Center 1174

Modern Issues

University of Colorado at Boulder 1124

Multimedia/Computers

University of California, Berkeley 1102
 University of Maine at Orono 1252

N

Nursing

Georgia Southwestern College 1180

P

Parallel Partner Program

Wall Street Institute Center for Executive Training 1362

Public Speaking

California State University, Fullerton 1030

Pre-MBA

California State University, San Bernardino 1035

Private Programs upon Request

Washington Academy of Languages 1511

Professional Development

Rice University 1455

Pronunciation

University of Memphis 1437

Public Relations

Anglo Continental New York, West Long Branch 1319
 Conversa Language Center 1372
 Huron University 1429
 Murray State University 1241

R

Religious and Humanitarian Workers

Point Loma Nazarene College 1088

Research Methods

University of Wisconsin, La Crosse 1526

S

Science

Anglo Continental New York, West Long Branch 1319

Clarkson University 1333

DeLaSalle Language Institute 1293

EF International School of English, San Diego 1047

George Mason University 1487

Huron University 1429

Interlink Language Center, Golden 1121

Lewis and Clark College 1398

Marymount Palos Verdes College 1081

Metropolitan Community Colleges 1306

Murray State University 1241

Saint Michael's College 1483

Salem-Teikyo University 1519

Shenandoah University 1491

University of Arizona 1010

University of California, Berkeley 1102

University of Houston, Downtown 1464

University of Missouri, Kansas City 1306

Science and Technology

University of Minnesota, Twin Cities 1295

University of Southern Mississippi 1299

Special Programs for Groups

California State Polytechnic University, Pomona 1026

Specialized Programs by Contract

Indiana University of Pennsylvania 1412

Specialized Programs upon Request

American Graduate School of International Management 1005

Anglo Continental Los Angeles 1019

Concordia College, Bronxville 1335

EF International School of English, Olympia 1501

English Connection 1340

FLS Language Centres 1064

Huron University 1429

International English Institute 1071

New World Language Institute, Bradenton 1166

New World Language Institute, Orlando 1167

New World Language Institute, Palm Desert 1085

Oklahoma State University 1385

Oregon State University 1399

Saint Mary's College of California 1090

State University of New York, College at New Paltz 1359

University of Arizona 1010

University of South Alabama 1004

Vanderbilt University 1440

Specialized Short-Term Programs

University of Kansas 1237

T

Teacher Training

California State University, Dominguez Hills 1028

Center for English Studies, Fort Lauderdale 1149

Center for English Studies, New York 1328

ELS Language Centers, Philadelphia 1408

ELS Language Centers, St Petersburg 1154

English Language Center, Boston 1271

English Language Center, Los Angeles 1061

English Language Center, Santa Barbara 1063

Pace University, New York 1351

Pace University, Westchester 1352

Texas Intensive English Program 1459

The Language Company, Edmond English Institute 1386

University of Delaware 1132

University of Houston, Downtown 1464

University of Kansas 1237

Teaching Assistants

Arizona State University 1006

Ball State University 1214

Columbia University 1334

Drexel University 1405, 1406

Duquesne University 1407

English Language and Multicultural Institute 1375

English Language Study Center, Salt Lake City 1477

Huron University 1429

Kansas State University 1233

Kaplan Educational Center, Atlanta 1181

Kaplan Educational Center, Boston 1277

Kaplan Educational Center, Chicago 1200

Kaplan Educational Center, Houston 1452

Kaplan Educational Center, Los Angeles 1074

Kaplan Educational Center, Miami 1163

Kaplan Educational Center, New York City 1343

Kaplan Educational Center, Seattle 1504

Kaplan Educational Center, Washington DC 1140

Kaplan Educational Centers, San Francisco/Berkeley 1075

Metropolitan Community Colleges 1306

Murray State University 1241

New Mexico State University 1323

New York University 1350

North Dakota State University 1368

Northwestern College 1226

Rutgers University, Newark 1322

Salem-Teikyo University 1519

Southern Illinois University, Carbondale 1208

Spring International Language Center, Fayetteville 1013

Texas A&M University 1457

Tulane University 1249

University of Alabama 1003

University of Delaware 1131

University of Georgia 1184

University of Houston, Main Campus 1465

University of Idaho 1191

University of Iowa 1227

University of Kansas 1237

University of Miami 1173

University of Michigan-Ann Arbor 1290

University of Missouri, Kansas City 1306

University of North Carolina at Charlotte 1367

University of North Texas 1467, 1468

University of Oregon 1402

- University of Pittsburgh, Main Campus 1421
 University of South Carolina 1426, 1427
 University of Southern Mississippi 1299
 University of Washington 1510
 University of Wisconsin, Milwaukee 1528
 Utah State University 1481
 Washington University 1308
 Wayne State University 1291
 West Virginia University 1520
 Yale University 1130
- Test Preparation**
- Agape English Language Institute for Internationals 1424
 American Academy of English 1016
 American Cultural Exchange, Seattle 1496
 American English Academy 1017
 American Language Academy, Ashland 1391
 American Language Academy, Berkeley 1018
 American Language Academy, Chicago 1192
 American Language Academy, Cleveland (Berea) 1369
 American Language Academy, Indianapolis 1213
 American Language Academy, Lake Forest 1193
 American Language Academy, Lakeland 1145
 American Language Academy, Lawrenceville 1318
 American Language Academy, North Andover 1260
 American Language Academy, Philadelphia (Glenside) 1404
 American Language Academy, Portland 1392
 American Language Academy, Pueblo 1115
 American Language Academy, Tampa 1146
 American Language Academy, Thibodaux 1245
 American University 1133
 American West Language Institute 1473
 Arizona State University 1006
 Arlington Public Schools Vocational, Career and Adult Education 1485
 Aspect International Language School, Boston 1262
 Aspect International Language School, Brookville 1325
 Aspect International Language School, Orlando 1147
 Aspect International Language School, San Diego 1020
 Aspect International Language School, San Francisco 1021
 Aspect International Language School, Whittier 1022
 Berkeley English Academy 1023
 Berlitz/Campus Life 1263
 Boston School of Modern Languages 1264
 Boston University 1265
 Brigham Young University 1474
 Brown University 1422
 Buena Vista University 1221
 California Lutheran University 1025
 California State University, Chico 1027
 California State University, Dominguez Hills 1028
 California State University, Fresno 1029
 California State University, Fullerton 1030
 California State University, Hayward 1031
 California State University, Long Beach 1032
 California State University, Los Angeles 1033
 California State University, San Bernardino 1035
 California State University, San Marcos 1036
 Center for English Studies at the College of Insurance, New York 1326
 Center for English Studies, Fort Lauderdale 1148, 1149
 Center for English Studies, New York 1327, 1328
 Center for English Studies, San Francisco 1037, 1038
 Center of English Language, Dallas 1441
 Center of English Language, Houston 1442
 Central Missouri State University 1301
 Central Piedmont Community College 1363
 Central Washington University 1499
 Century School of Languages 1039
 City University of New York, Baruch College 1329
 City University of New York, Hunter College 1330
 City University of New York, La Guardia Community College 1331
 City University of New York, Queensborough Community College 1332
 Clark University 1266
 Coffeyville Community College 1230
 College of Notre Dame of Maryland 1255
 Colorado Christian University 1116
 Colorado State University 1118
 Columbia University 1334
 Concordia University, Portland 1393
 Conversa Language Center 1372
 Cornell University 1336
 Dade County Public Schools Adult/Vocational Education 1150
 DeLaSalle Language Institute 1293
 Drexel University 1405
 Duquesne University 1407
 Eastern Illinois University 1196
 Eastern Mennonite University 1486
 Economics Institute 1119
 EF International School of English, North Miami 1151
 EF International School of English, Northridge 1045
 EF International School of English, Oakland 1046
 EF International School of English, San Diego 1047
 EF International School of English, Tarrytown 1337
 El Paso Community College 1444
 ELS Language Centers, Atlanta 1176
 ELS Language Centers, Boston 1268
 ELS Language Centers, Chicago 1197
 ELS Language Centers, Cleveland 1374
 ELS Language Centers, Denver 1120
 ELS Language Centers, Houston 1446
 ELS Language Centers, Indianapolis 1215
 ELS Language Centers, Melbourne 1153
 ELS Language Centers, New Haven 1126
 ELS Language Centers, New York City (Riverdale) 1338
 ELS Language Centers, New York City (Staten Island) 1339
 ELS Language Centers, Oakland 1051
 ELS Language Centers, Oklahoma City 1383
 ELS Language Centers, Orange 1052
 ELS Language Centers, Philadelphia 1408
 ELS Language Centers, Redlands 1053
 ELS Language Centers, San Diego 1055
 ELS Language Centers, San Francisco 1056
 ELS Language Centers, Santa Monica 1058
 ELS Language Centers, Seattle 1502
 ELS Language Centers, St Paul 1294
 ELS Language Centers, St Petersburg 1154
 ELS Language Centers, Washington DC 1135
 English Center for International Women 1059
 English Language and Multicultural Institute 1375
 English Language Center 1285
 English Language Center, Boston 1271
 English Language Center, Los Angeles 1061
 English Language Center, Santa Barbara 1063
 English Language Specialists 1447
 English Language Study Center, Albany 1341
 English Language Study Center, Cedar City 1476
 English Language Study Center, Monmouth 1394

- English Language Study Center, Rockford 1198
 English Language Study Center, Salt Lake City 1477
 English Language Study Center, Tifton 1177
 Fairmont State College 1516
 Florida International University 1157, 1158
 Georgia Institute of Technology 1178
 Golden Gate Language Schools 1066
 Harvard University Summer School 1272, 1273, 1274
 Huron University 1429
 IELTS Language School 1449
 Indiana University 1216
 Intensive English Institute, Kingsville 1450
 Intensive English Institute, Lewiston 1190
 Intensive English Institute, Portland 1396
 Intensive English Institute, Riverside 1068
 Interlink Language Center, Golden 1121
 Interlink Language Center, Greensboro 1364
 Interlink Language Center, Terre Haute 1217
 International Center for American English 1069
 International Center for Language Studies, Houston 1451
 International Center for Language Studies, Washington DC 1137
 International College of English 1070
 International Language Institute of Massachusetts 1275
 International Language Institute, Elkins 1517
 International Language Institute, Washington DC 1138
 International Students of English, Boston 1276
 International Students of English, California 1072
 International Students of English, Florida 1162
 International Students of English, Vermont 1482
 Intrax English Institute 1073
 Iowa State University 1223
 Juniata College 1413
 Kansas State University 1233
 Kaplan Educational Center, Atlanta 1181
 Kaplan Educational Center, Boston 1277
 Kaplan Educational Center, Chicago 1200
 Kaplan Educational Center, Houston 1452
 Kaplan Educational Center, Los Angeles 1074
 Kaplan Educational Center, Miami 1163
 Kaplan Educational Center, New York City 1343
 Kaplan Educational Center, Seattle 1504
 Kaplan Educational Center, Washington DC 1140
 Kaplan Educational Centers, San Francisco/Berkeley 1075
 Keystone College 1414
 Lado International College 1141
 Lane Community College 1397
 Language Center International 1286
 Language Exchange 1164
 Language Institute for English, San Rafael 1076
 Language Resource Institute 1077
 Language Training Center 1218
 LCP International Institute, Irvine 1078
 LCP International Institute, Oceanside 1079
 LCP International Institute, Sacramento 1080
 LCP International Institute, Seattle 1505
 Lewis and Clark College 1398
 Linguex School of Languages 1142
 Louisiana State University 1246
 Loyola University 1247
 Lynn University 1165
 Madison English as a Second Language School 1523
 Manhattanville College 1346
 Marshall University 1518
 Marymount College 1347
 Maryville College 1435
 Methodist College 1365
 Metropolitan Community Colleges 1306
 Michigan Language Center 1287
 New College of California 1084
 New England School of English 1278
 New Hampshire College 1317
 New York University 1350
 North Park College and Theological Seminary 1206
 Northern Arizona University 1009
 Northwest Missouri State University 1302
 Ohio State University 1377
 Old Dominion University 1489
 Olin Center 1280
 Overbrook School for the Blind 1416
 Pace University, New York 1351
 Pace University, Westchester 1352
 Pacific English Language Institute 1086
 Pierce College 1506
 Pitzer College 1087
 Point Park College 1418
 Radford University 1490
 Rennert Bilingual 1353
 Rice University 1455
 Rochester Institute of Technology 1354
 Saint Louis University 1303
 Saint Mary's College of California 1090
 Saint Michael's College 1483
 Saint Norbert College 1524
 Saint Thomas University 1168
 Salem-Teikyo University 1519
 San Diego State University 1093
 San Francisco Institute of English 1095
 San Francisco State University 1096
 Seattle Central Community College 1507
 Showa Boston Institute for Language and Culture 1281
 Snow College 1479
 Sonoma State University 1099
 South Seattle Community College 1508
 Southeast Missouri State University 1304
 Southern Illinois University, Carbondale 1208
 Southwest Texas State University 1456
 Spring Hill College 1002
 Spring International Language Center, Fayetteville 1013
 Spring International Language Center, Littleton 1123
 Springfield College 1282
 State University of New York at Albany 1356
 State University of New York at Buffalo 1357
 Sullivan County Community College 1360
 Temple University 1419
 Texas Christian University 1458
 Texas Intensive English Program 1459
 Texas Lutheran University 1460
 Texas Tech University 1461
 Texas Wesleyan University 1462
 The Language Company, Edmond English Institute 1386
 The Language Company, Hays Language Institute 1236
 The Language Company, Norman English Institute 1387
 The Language Company, Tulsa English Institute 1388
 Tufts University 1283
 Tulane University 1249
 University Language Institute 1389
 University of Arkansas at Little Rock 1014
 University of California, Berkeley 1101, 1102
 University of California, Berkeley at San Francisco 1103

University of California, Irvine 1108
 University of California, Riverside 1109
 University of California, Santa Barbara 1110
 University of Central Arkansas 1015
 University of Colorado at Boulder 1124
 University of Dallas 1463
 University of Delaware 1131
 University of Denver 1125
 University of Evansville 1219
 University of Findlay 1380
 University of Florida 1171
 University of Georgia 1184
 University of Hawaii at Manoa 1187
 University of Hawaii, Hawaii Community College 1189
 University of Houston, Downtown 1464
 University of Houston, Main Campus 1465
 University of Idaho 1191
 University of Illinois at Chicago 1209
 University of Illinois, Urbana 1210
 University of Kentucky 1243
 University of Maine at Orono 1252
 University of Maryland Baltimore County 1258
 University of Memphis 1437
 University of Minnesota, Twin Cities 1295
 University of Missouri, Kansas City 1306
 University of Nevada, Reno 1316
 University of North Carolina at Charlotte 1367
 University of North Texas 1467, 1468
 University of Oregon 1402
 University of Pennsylvania 1420
 University of Pittsburgh, Main Campus 1421
 University of San Francisco 1112
 University of South Alabama 1004
 University of South Carolina 1426, 1427
 University of Southern California 1113
 University of Southern Maine 1253
 University of Southern Mississippi 1299
 University of Tennessee at Knoxville 1438
 University of Tennessee at Martin 1439
 University of Texas at Austin 1470
 University of Texas at Brownsville 1471
 University of Texas-Pan American 1472
 University of Utah 1480
 University of Washington 1510
 University of Wisconsin, La Crosse 1526
 University of Wisconsin, Madison 1527
 University of Wisconsin, Milwaukee 1528
 Vanderbilt University 1440
 Virginia Commonwealth University 1492
 Washington Academy of Languages 1511
 Wayne State University 1291
 West Virginia University 1520
 Western Washington University 1513
 Wichita State University 1239
 William Rainey Harper College 1212
 Wisconsin English as a Second Language Institute 1530
 Xavier University 1381
 Yale University 1130
 Yazigi Language Study Center 1175

Travel

Agape English Language Institute for Internationals 1424
 Anglo Continental New York, West Long Branch 1319
 Central Missouri State University 1301
 Central Washington University 1499

Conversa Language Center 1372
 EF International School of English, San Diego 1047
 ELS Language Centers, San Francisco 1056
 ELS Language Centers, St Paul 1294
 Huron University 1429
 Intensive English Institute, Miami 1161
 International Language Institute of Massachusetts 1275
 New Hampshire College 1317
 Oklahoma State University 1385
 Seattle Central Community College 1507
 Sullivan County Community College 1360
 University of Maine at Orono 1252
 University of Texas at Brownsville 1471
 University of Utah 1480

Tutoring

New College of California 1084

U through Z

US History

University of Arizona 1010

Workplace English

El Paso Community College 1444, 1445

Young Students' Program

California State University, Dominguez Hills 1028

IIE Books

provides the most
complete information
on international study

Use this form to order all IIE publications. Make checks payable to IIE BOOKS. Add \$4 per book for U.S. shipping and handling. Overseas add \$16 for the first book plus \$8 per each additional book. Allow 3-6 weeks for delivery. For overnight priority handling, add \$10/book. Check boxes next to titles you wish to order.

To Order IIE Books

Name _____

Title/Institution _____

Address _____

City _____

State _____ Zip _____

Telephone _____

Check (made payable to IIE Books)

Visa Mastercard

Credit card information:

Number _____

Expiration date _____

Name _____

Signature _____

For 46 years, IIE Books has been the standard reference resource on study abroad for U.S. students and adult learners. The Institute of International Education is the largest U.S. higher educational exchange agency. IIE, a not-for-profit organization, has over 650 college and university members in the U.S. and other nations.

International Exchange

English Language and Orientation Programs in the United States **\$42.95**

The standard ESL resource, featuring over 1,000 programs and courses offered by accredited US higher educational institutions and language schools.

Resources on Financial Aid

Funding for U.S. Study: A Guide for International Students and Professionals **\$39.95**

Describes hundreds of grants and fellowships offered by governments, foundations, and international organizations.

Statistical Research

Open Doors 1995/96 **\$39.95**

Reports on IIE's annual census of 450,000 international students in the US. Extended analyses of student mobility worldwide putting US and international student flows in global perspective.




Fax Your Order To:

301-206-9789, or

Email: iiebooks@pmds.com

Visit IIE Books on the World Wide Web at:
www.iie.org/svcs/books.htm



IIE BOOKS

Institute of International Education

P.O. Box 371

Annapolis Junction, MD 20701-0371

Tel: 800-445-0443



learn *English* in New York, California or Florida

Intensive Courses Internship Program TOEFL and Cambridge Preparation Teacher Training Programs

Vacation Programs Executive and Small Group Programs Campus and Family Housing

MEMBER OF THE INTERNATIONAL



HOUSE WORLD ORGANIZATION

Corporate Office

901 East Las Olas Boulevard
Suite 203
Fort Lauderdale, FL 33301
Tel. 954-522-0081
954-522-7521

CES New York

330 Seventh Avenue
New York, NY 10001
Tel. 212-629-7300
Fax. 212-736-7950

CES San Francisco

450 Sansome Street
San Francisco, CA 94111
Tel. 415-986-0898
Fax. 415-986-0985

CES Fort Lauderdale

888 East Las Olas Boulevard
Fort Lauderdale, FL 33301
Tel. 954-522-8810
Fax. 954-522-6955



**THE CENTER
FOR ENGLISH
STUDIES**



English Language & Orientation Programs in the United States

The Standard Reference to English as a Second Language at U.S. Colleges and Universities

Over 800 programs and courses. *English Language and Orientation Programs in the United States (ELOPUS)* describes the English as a Second Language (ESL) offerings of U.S. accredited higher educational institutions and U.S. language schools.

The standard reference. Long the reference directory used by U.S. educational advising centers worldwide, ELOPUS is widely used by ministries of education, embassies, universities, corporations, exchange agencies and other organizations that sponsor international students in the United States.

Describes over 800 preacademic Intensive English Programs and ESL courses open to international students at undergraduate and graduate levels.

300-plus pages of indexed information on:

- ESL proficiency levels
- Class hours
- Availability of language lab, computer-assisted instruction, and other options
- Terms and beginning dates
- Academic credit
- Costs and fees
- Contact addresses, phone, fax and internet
- Student services, faculty, program sizes, tests, eligibility and much more

A publication of the Institute of International Education. The largest U.S. higher educational exchange agency, IIE is a nonprofit organization with 650 accredited U.S. college and university members.

Please visit us at our new website...

url:<http://www.iie.org>

BEST COPY AVAILABLE

ISBN 87206-238-4 \$42.95



9 788720 623846



U.S. DEPARTMENT OF EDUCATION
Office of Educational Research and Improvement (OERI)
Educational Resources Information Center (ERIC)



NOTICE

REPRODUCTION BASIS



This document is covered by a signed "Reproduction Release (Blanket)" form (on file within the ERIC system), encompassing all or classes of documents from its source organization and, therefore, does not require a "Specific Document" Release form.



This document is Federally-funded, or carries its own permission to reproduce, or is otherwise in the public domain and, therefore, may be reproduced by ERIC without a signed Reproduction Release form (either "Specific Document" or "Blanket").